



# FCC RF Test Report

**APPLICANT** : Motorola Mobility LLC  
**EQUIPMENT** : Mobile Cellular Phone  
**BRAND NAME** : Motorola  
**MODEL NAME** : XT2413-2, XT2413V  
**FCC ID** : IHDT56AN4  
**STANDARD** : FCC Part 15 Subpart E §15.407  
**CLASSIFICATION** : (NII) Unlicensed National Information Infrastructure  
**TEST DATE(S)** : Sep. 25, 2023 ~ Oct. 19, 2023

We, Sporton International Inc. (ShenZhen), would like to declare that the tested sample has been evaluated in accordance with the test procedures and has been in compliance with the applicable technical standards.

The test results in this report apply exclusively to the tested model / sample. Without written approval of Sporton International Inc. (ShenZhen), the test report shall not be reproduced except in full.

Jason Jia



Approved by: Jason Jia

**Sporton International Inc. (ShenZhen)**

**1/F, 2/F, Bldg 5, Shiling Industrial Zone, Xinwei Village, Xili, Nanshan, Shenzhen, 518055**

**People's Republic of China**



# TABLE OF CONTENTS

**REVISION HISTORY ..... 3**

**SUMMARY OF TEST RESULT ..... 4**

**1 GENERAL DESCRIPTION ..... 5**

    1.1 Applicant ..... 5

    1.2 Manufacturer ..... 5

    1.3 Product Feature of Equipment Under Test ..... 5

    1.4 Product Specification of Equipment Under Test ..... 6

    1.5 Specification of Accessory ..... 7

    1.6 Modification of EUT ..... 7

    1.7 Testing Location ..... 7

    1.8 Test Software ..... 8

    1.9 Applicable Standards ..... 8

**2 TEST CONFIGURATION OF EQUIPMENT UNDER TEST ..... 9**

    2.1 Carrier Frequency and Channel ..... 9

    2.2 Test Mode ..... 11

    2.3 Connection Diagram of Test System ..... 13

    2.4 Support Unit used in test configuration and system ..... 14

    2.5 EUT Operation Test Setup ..... 14

    2.6 Measurement Results Explanation Example ..... 14

**3 TEST RESULT ..... 15**

    3.1 6dB and 26dB and 99% Occupied Bandwidth Measurement ..... 15

    3.2 Maximum Conducted Output Power Measurement ..... 18

    3.3 Power Spectral Density Measurement ..... 20

    3.4 Unwanted Emissions Measurement ..... 24

    3.5 AC Conducted Emission Measurement ..... 29

    3.6 Antenna Requirements ..... 31

**4 LIST OF MEASURING EQUIPMENT ..... 32**

**5 UNCERTAINTY OF EVALUATION ..... 33**

**APPENDIX A. CONDUCTED TEST RESULTS**

**APPENDIX B. AC CONDUCTED EMISSION TEST RESULT**

**APPENDIX C. RADIATED SPURIOUS EMISSION & PLOTS**

**APPENDIX D. DUTY CYCLE PLOTS**

**APPENDIX E. SETUP PHOTOGRAPHS**





### SUMMARY OF TEST RESULT

Report Section	FCC Rule	Description	Limit for U-NII-1/2A/2C	Limit for U-NII-3	Result	Remark
3.1	2.1049 & 15.403(i)	6dB, 26dB & 99% Bandwidth	-	6dB Bandwidth > 500kHz	Pass	-
3.2	15.407(a)	Maximum Conducted Output Power	≤ 24 dBm	≤ 30 dBm	Pass	-
3.3	15.407(a)	Power Spectral Density	≤ 11 dBm/MHz	≤ 30 dBm/500kHz	Pass	-
3.4	15.407(b)	Unwanted Emissions	15.407(b) & 15.209(a)	15.407(b)(4)(i) & 15.209(a)	Pass	Under limit 3.74 dB at 5469.52 MHz
3.5	15.207	AC Conducted Emission	15.207(a)	15.207(a)	Pass	Under limit 10.62 dB at 0.53 MHz
3.6	15.203 & 15.407(a)	Antenna Requirement	15.203 & 15.407(a)	15.203 & 15.407(a)	Pass	-

<b>Declaration of Conformity:</b>
The test results with all measurement uncertainty excluded are presented in accordance with the regulation limits or requirements declared by manufacturers.
<b>Comments and Explanations:</b>
The declared of product specification for EUT presented in the report are provided by the manufacturer, and the manufacturer takes all the responsibilities for the accuracy of product specification.



# 1 General Description

## 1.1 Applicant

Motorola Mobility LLC  
222 W, Merchandise Mart Plaza, Chicago IL 60654 USA

## 1.2 Manufacturer

Motorola Mobility LLC  
222 W, Merchandise Mart Plaza, Chicago IL 60654 USA

## 1.3 Product Feature of Equipment Under Test

Product Feature	
Equipment	Mobile Cellular Phone
Brand Name	Motorola
Model Name	XT2413-2, XT2413V
FCC ID	IHDT56AN4
IMEI Code	Conducted: 352036360013864 Conduction: 352036360011892 Radiation: 352036360011736
HW Version	DVT2
SW Version	T3TF33.55
EUT Stage	Identical Prototype

**Remark:**

1. The above EUT's information was declared by manufacturer. Please refer to the specifications or user's manual for more detailed description.
2. The two model names are only for market segment purpose, there is no other difference.



### 1.4 Product Specification of Equipment Under Test

Standards-related Product Specification	
<b>Tx/Rx Frequency Range</b>	5180 MHz ~ 5240 MHz 5260 MHz ~ 5320 MHz 5500 MHz ~ 5720 MHz 5745 MHz ~ 5825 MHz
<b>Maximum Output Power to Antenna</b>	<p><b>&lt;5180 MHz ~ 5240 MHz&gt;</b> 802.11a : 19.85 dBm / 0.0966 W 802.11ac VHT20: 19.91 dBm / 0.0979 W 802.11ac VHT40: 18.81 dBm / 0.0760 W 802.11ac VHT80: 19.16 dBm / 0.0824 W</p> <p><b>&lt;5260 MHz ~ 5320 MHz&gt;</b> 802.11a : 20.42 dBm / 0.1102 W 802.11ac VHT20: 20.46 dBm / 0.1112 W 802.11ac VHT40: 19.41 dBm / 0.0873 W 802.11ac VHT80: 19.39 dBm / 0.0869 W</p> <p><b>&lt;5500 MHz ~ 5720 MHz &gt;</b> 802.11a : 20.08 dBm / 0.1019 W 802.11ac VHT20: 20.15 dBm / 0.1035 W 802.11ac VHT40: 19.29 dBm / 0.0849 W 802.11ac VHT80: 19.36 dBm / 0.0863 W</p> <p><b>&lt;5745 MHz ~ 5825 MHz&gt;</b> 802.11a : 19.32 dBm / 0.0855 W 802.11ac VHT20: 19.36 dBm / 0.0863 W 802.11ac VHT40: 18.62 dBm / 0.0728 W 802.11ac VHT80: 18.80 dBm / 0.0759 W</p>
<b>99% Occupied Bandwidth</b>	<p><b>&lt;5180 MHz ~ 5240 MHz&gt;</b> 802.11a : 16.88 MHz 802.11ac VHT20: 17.98 MHz 802.11ac VHT40: 36.36 MHz 802.11ac VHT80: 75.76 MHz</p> <p><b>&lt;5260 MHz ~ 5320 MHz&gt;</b> 802.11a : 16.83 MHz 802.11ac VHT20: 17.98 MHz 802.11ac VHT40: 36.36 MHz 802.11ac VHT80: 75.76 MHz</p> <p><b>&lt;5500 MHz ~ 5720 MHz&gt;</b> 802.11a : 16.88 MHz 802.11ac VHT20: 17.98 MHz 802.11ac VHT40: 36.36 MHz 802.11ac VHT80: 75.76 MHz</p> <p><b>&lt;5745 MHz ~ 5825 MHz&gt;</b> 802.11a : 16.88 MHz 802.11ac VHT20: 18.03 MHz 802.11ac VHT40: 36.36 MHz 802.11ac VHT80: 75.64 MHz</p>
<b>Antenna Type / Gain</b>	<p><b>&lt;5180 MHz ~ 5240 MHz&gt;</b> IFA Antenna with gain -6.00 dBi</p> <p><b>&lt;5260 MHz ~ 5320 MHz&gt;</b> IFA Antenna with gain -6.00 dBi</p> <p><b>&lt;5500 MHz ~ 5720 MHz&gt;</b> IFA Antenna with gain -7.00 dBi</p> <p><b>&lt;5745 MHz ~ 5825 MHz&gt;</b> IFA Antenna with gain -7.30 dBi</p>



Type of Modulation	802.11a/n : OFDM (BPSK / QPSK / 16QAM / 64QAM) 802.11ac : OFDM (BPSK / QPSK / 16QAM / 64QAM / 256QAM)
--------------------	--

**Note:** For 802.11n/ac mode, the 11n power is control less than 11ac power by manufacturer, thus only full test 11ac to cover 11n.

### 1.5 Specification of Accessory

Specification of Accessory				
AC Adapter 1	Brand Name	Motorola (AOHAI)	Model Name	MC-101
AC Adapter 2	Brand Name	Motorola (Salcomp)	Model Name	MC-101
AC Adapter 3	Brand Name	Motorola (Chenyang)	Model Name	MC-101
Battery 1	Brand Name	Motorola (Sunwoda)	Model Name	QF50
Battery 2	Brand Name	Motorola (SCUD)	Model Name	QF50
USB Cable 1	Brand Name	Motorola (Saibao)	Model Name	S928D97979/S928D97981
USB Cable 2	Brand Name	Motorola (Naiyi)	Model Name	S928D97980/S928D97982

### 1.6 Modification of EUT

No modifications are made to the EUT during all test items.

### 1.7 Testing Location

Sporton International Inc. (ShenZhen) is accredited to ISO/IEC 17025:2017 by American Association for Laboratory Accreditation with Certificate Number 5145.01.

Test Firm	Sporton International Inc. (ShenZhen)		
Test Site Location	1/F, 2/F, Bldg 5, Shiling Industrial Zone, Xinwei Village, Xili, Nanshan, Shenzhen, 518055 People's Republic of China TEL: +86-755-86379589 FAX: +86-755-86379595		
Test Site No.	Sporton Site No.	FCC Designation No.	FCC Test Firm Registration No.
	CO01-SZ TH01-SZ	CN1256	421272

Test Firm	Sporton International Inc. (ShenZhen)		
Test Site Location	101, 1st Floor, Block B, Building 1, No. 2, Tengfeng 4th Road, Fenghuang Community, Fuyong Street, Baoan District, Shenzhen City, Guangdong Province 518103 People's Republic of China TEL: +86-755-86066985		
Test Site No.	Sporton Site No.	FCC Designation No.	FCC Test Firm Registration No.
	03CH04-SZ	CN1256	421272



### 1.8 Test Software

Item	Site	Manufacturer	Name	Version
1.	03CH04-SZ	AUDIX	E3	6.2009-8-24
2.	CO01-SZ	AUDIX	E3	6.120613b

### 1.9 Applicable Standards

According to the specifications of the manufacturer, the EUT must comply with the requirements of the following standards:

- 47 CFR Part 15 Subpart E
- FCC KDB 789033 D02 General UNII Test Procedures New Rules v02r01.
- FCC KDB 662911 D01 Multiple Transmitter Output v02r01.
- ANSI C63.10-2013

**Remark:**

1. All test items were verified and recorded according to the standards and without any deviation during the test.
2. This EUT has also been tested and complied with the requirements of FCC Part 15, Subpart B, recorded in a separate test report.



## 2 Test Configuration of Equipment Under Test

- a. The EUT has been associated with peripherals and configuration operated in a manner tended to maximize its emission characteristics in a typical application. Frequency range investigated: conduction emission (150 kHz to 30 MHz), radiation emission (9 kHz to the 10th harmonic of the highest fundamental frequency or to 40 GHz, whichever is lower). For radiated measurement, pre-scanned in three orthogonal panels, X, Y, Z. The worst cases (Y plane) were recorded in this report.
- b. AC power line Conducted Emission was tested under maximum output power.

### 2.1 Carrier Frequency and Channel

Frequency Band	Channel	Freq. (MHz)	Channel	Freq. (MHz)
5180-5240 MHz U-NII-1	36	5180	44	5220
	38*	5190	46*	5230
	40	5200	48	5240
	42 <sup>#</sup>	5210	-	-

Frequency Band	Channel	Freq. (MHz)	Channel	Freq. (MHz)
5260-5320 MHz U-NII-2A	52	5260	60	5300
	54*	5270	62*	5310
	56	5280	64	5320
	58 <sup>#</sup>	5290	-	-

Frequency Band	Channel	Freq. (MHz)	Channel	Freq. (MHz)
5500-5720MHz U-NII-2C	100	5500	112	5560
	102*	5510	116	5580
	104	5520	132	5660
	106 <sup>#</sup>	5530	134*	5670
	108	5540	136	5680
	110*	5550	140	5700



Frequency Band	Channel	Freq. (MHz)	Channel	Freq. (MHz)
5745-5825 MHz U-NII-3	149	5745	157	5785
	151*	5755	159*	5795
	153	5765	161	5805
	155#	5775	165	5825

Frequency Band	Channel	Freq. (MHz)	Channel	Freq. (MHz)
TDWR Channel	118*	5590	124	5620
	120	5600	126*	5630
	122#	5610	128	5640

Frequency Band	Channel	Freq. (MHz)	Channel	Freq. (MHz)
Straddle Channel	138#	5690	144	5720
	142*	5710	-	-

Note:

1. The above Frequency and Channel in "\*" were 802.11n HT40 and 802.11ac VHT40.
2. The above Frequency and Channel in "#" were 802.11ac VHT80.



## 2.2 Test Mode

Final test modes are considering the modulation and worse data rates as below table.

Modulation	Data Rate
802.11a	6 Mbps
802.11ac VHT20	MCS0
802.11ac VHT40	MCS0
802.11ac VHT80	MCS0

RSE Co-location
LTE Band 13 Link + 802.11ac VHT80 CH106 Tx + Bluetooth CH78 Tx

<b>AC Conducted Emission</b>	Mode 1 : GSM850 Idle + Bluetooth Link + WLAN Link(5G) + USB Cable 1(Charging from Adapter 1) + Battery 1 + Earphone
--------------------------------------	---

**Remark:**

1. The AC Conduction and RSE are tested with accessories from the worst case of Part 15B report.
2. The RSE Co-location mode is assessed from the worst WWAN Link + WLAN TX + BT Tx mode.



Ch. #		U-NII-1	U-NII-2A	U-NII-2C	U-NII-3
		802.11a	802.11a	802.11a	802.11a
L	Low	36	52	100	149
M	Middle	44	60	116	157
H	High	48	64	140	165
Straddle		-	-	144	-

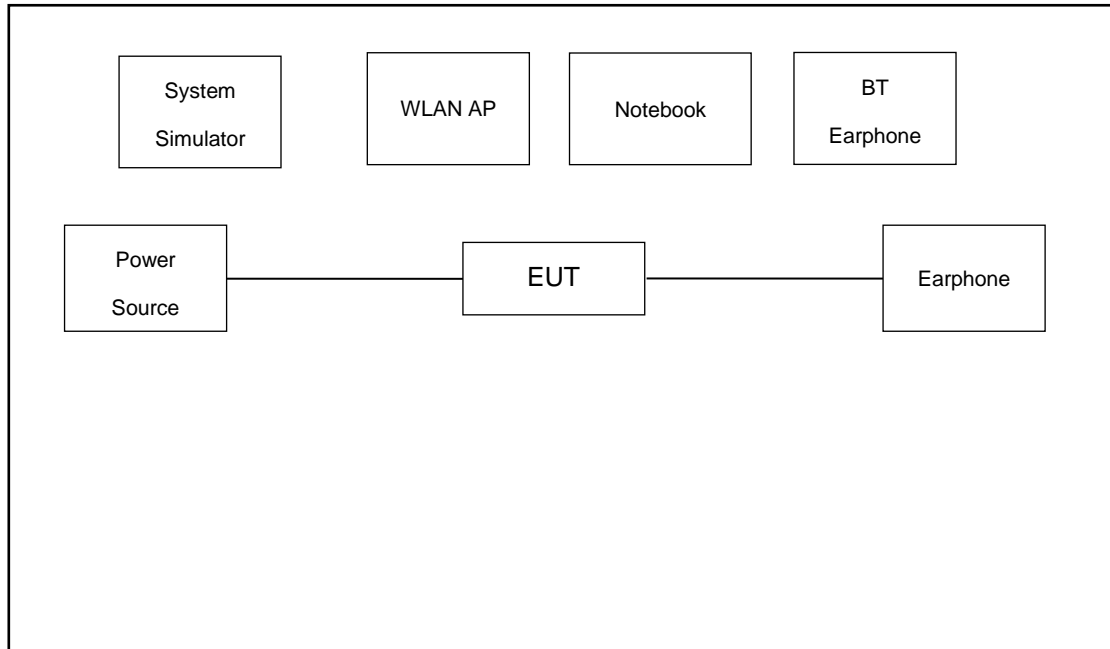
Ch. #		U-NII-1	U-NII-2A	U-NII-2C	U-NII-3
		802.11ac VHT20	802.11ac VHT20	802.11ac VHT20	802.11ac VHT20
L	Low	36	52	100	149
M	Middle	44	60	116	157
H	High	48	64	140	165
Straddle		-	-	144	-

Ch. #		U-NII-1	U-NII-2A	U-NII-2C	U-NII-3
		802.11ac VHT40	802.11ac VHT40	802.11ac VHT40	802.11ac VHT40
L	Low	38	54	102	151
M	Middle	-	-	110	-
H	High	46	62	134	159
Straddle		-	-	142	-

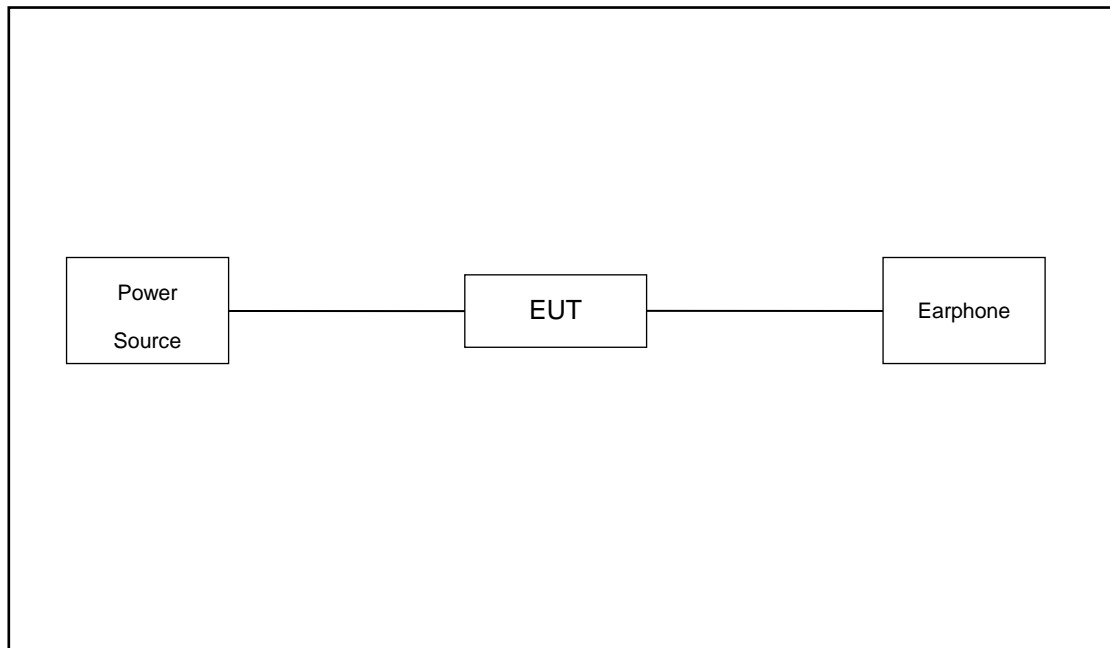
Ch. #		U-NII-1	U-NII-2A	U-NII-2C	U-NII-3
		802.11ac VHT80	802.11ac VHT80	802.11ac VHT80	802.11ac VHT80
L	Low	-	-	106	-
M	Middle	42	58	122	155
H	High	-	-	-	-
Straddle		-	-	138	-

### 2.3 Connection Diagram of Test System

For Conducted Emission:



For Radiated Emission:





### 2.4 Support Unit used in test configuration and system

Item	Equipment	Trade Name	Model Name	FCC ID	Data Cable	Power Cord
1.	Base Station(LTE)	Anritsu	MT8820C	N/A	N/A	Unshielded,1.8m
2.	Base Station	Anritsu	MT8821C	Fcc DoC	N/A	Shielded, 1.5m
3.	Bluetooth Earphone	Samsung	EO-MG900	PYAHS-107W	N/A	N/A
4.	Bluetooth Earphone	SONY	WI-C310	Fcc DoC	N/A	Shielded, 1.5m
5.	WLAN AP	Dlink	DIR-820L	KA2IR820LA1	N/A	Unshielded,1.8m
6.	Notebook	Lenovo	G480	QDS-BRCM1050I	N/A	AC I/P: Unshielded, 1.8 m DC O/P: Shielded, 1.8 m
7.	Earphone	sony	MR755	Fcc DoC	N/A	Shielded, 1.5m

### 2.5 EUT Operation Test Setup

For WLAN RF test items, an engineering test program was provided and enabled to make EUT continuously transmit.

For AC power line conducted emissions, the EUT was set to connect with the WLAN AP under large package sizes transmission.

### 2.6 Measurement Results Explanation Example

For all conducted test items:

The offset level is set in the spectrum analyzer to compensate the RF cable loss and attenuator factor between EUT conducted output port and spectrum analyzer. With the offset compensation, the spectrum analyzer reading level is exactly the EUT RF output level.

Example :

The spectrum analyzer offset is derived from RF cable loss and attenuator factor.

$$Offset = RF\ cable\ loss + attenuator\ factor.$$

Following shows an offset computation example with cable loss 5.8 dB and 20dB attenuator.

$$\begin{aligned}
Offset(dB) &= RF\ cable\ loss(dB) + attenuator\ factor(dB). \\
&= 5.8 + 20 = 25.8 (dB)
\end{aligned}$$



### 3 Test Result

#### 3.1 6dB and 26dB and 99% Occupied Bandwidth Measurement

##### 3.1.1 Description of 6dB and 26dB and 99% Occupied Bandwidth

The minimum 6 dB bandwidth shall be at least 500 kHz.

26dB and 99% Occupied bandwidth are reporting only.

##### 3.1.2 Measuring Instruments

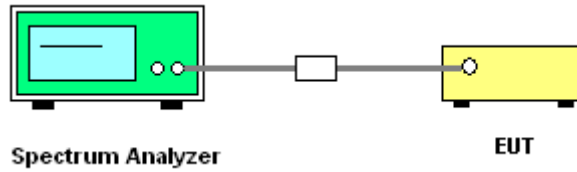
The measuring equipment is listed in the section 4 of this test report.

##### 3.1.3 Test Procedures

- The testing follows FCC KDB 789033 D02 General UNII Test Procedures New Rules v02r01.

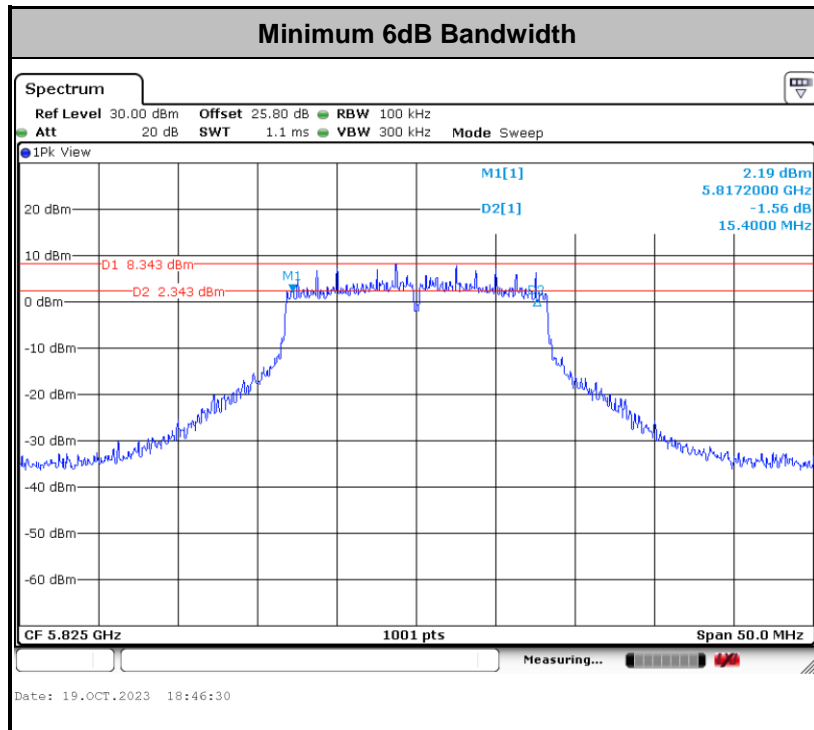
<input checked="" type="checkbox"/>	Section C) Bandwidth Measurement 1. Emission Bandwidth (EBW) and 99% OBW
	<ol style="list-style-type: none"> <li>Set RBW = approximately 1% of the emission bandwidth.</li> <li>Set the VBW &gt; RBW.</li> <li>Detector = Peak.</li> <li>Trace mode = max hold</li> <li>Measure the maximum width of the emission that is 26 dB down from the peak of the emission. Compare this with the RBW setting of the analyzer. Readjust RBW and repeat measurement as needed until the RBW/EBW ratio is approximately 1%.</li> <li>For 99% Bandwidth Measurement, the spectrum analyzer's resolution bandwidth (RBW) is set to 1%~5% of the OBW and set the Video bandwidth (VBW) ≥ 3 * RBW.</li> <li>Measure and record the results in the test report.</li> </ol>
<input checked="" type="checkbox"/>	Section C) Bandwidth Measurement 2. Minimum Emission Bandwidth for the band 5.725 - 5.85 GHz
	<ol style="list-style-type: none"> <li>Set RBW = 100kHz.</li> <li>Set the VBW ≥ 3 x RBW.</li> <li>Detector = Peak.</li> <li>Trace mode = max hold</li> <li>Measure the maximum width of the emission that is 6 dB down from the peak of the emission.</li> <li>Measure and record the results in the test report.</li> </ol>

### 3.1.4 Test Setup

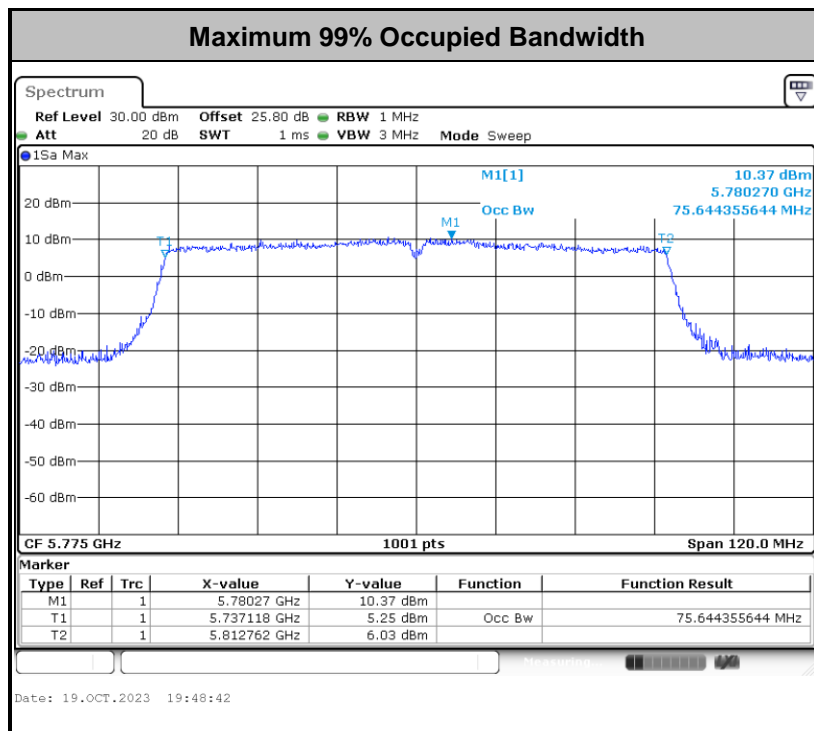
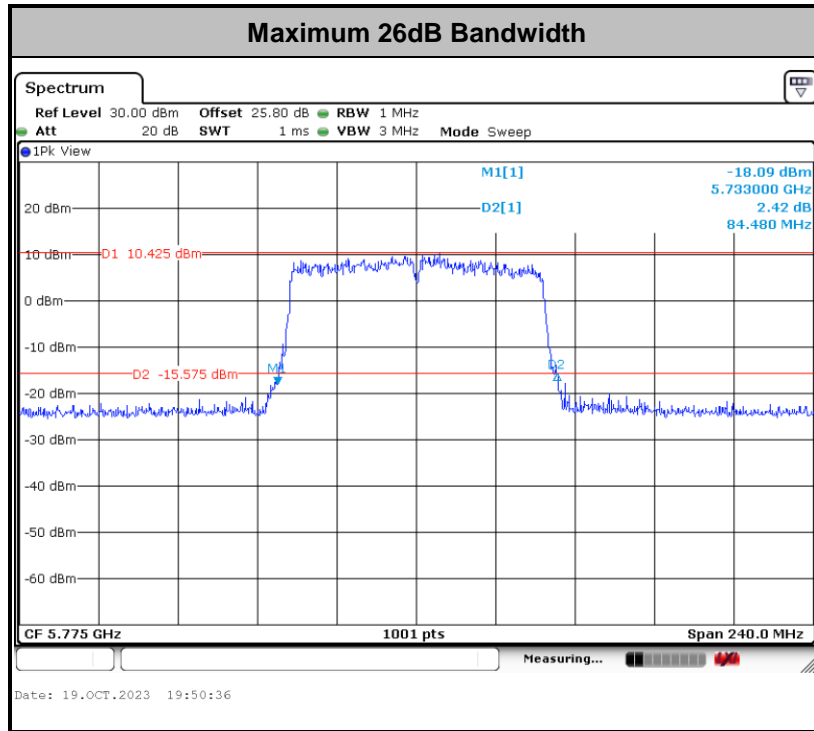


### 3.1.5 Test Result of 6dB and 26dB and 99% Bandwidth

Please refer to Appendix A.







**Note:** The occupied channel bandwidth is maintained within the band of operation for all of the modulations.



## 3.2 Maximum Conducted Output Power Measurement

### 3.2.1 Limit of Maximum Conducted Output Power

<FCC 14-30 CFR 15.407>

For mobile and portable client devices in the 5.15–5.25 GHz band, the maximum conducted output power over the frequency band of operation shall not exceed 250 mW.

For the 5.25–5.725 GHz bands, the maximum conducted output power over the frequency bands of operation shall not exceed the lesser of 250 mW or 11 dBm + 10 log B, where B is the 26 dB emission bandwidth in megahertz.

For the band 5.725–5.85 GHz, the maximum conducted output power over the frequency band of operation shall not exceed 1 W.

For Straddle Channel, According to KDB 789033 D02 General UNII Test Procedures New Rules v02r01, If the power and PSD of the devices are uniform and comply with the lower limits specified for the U-NII-2 bands, a single measurement over the entire emission bandwidth can be performed to show compliance.

If transmitting antennas of directional gain greater than 6 dBi are used, the peak output power shall be reduced by the amount in dB that the directional gain of the antenna exceeds 6 dBi.

Note that U-NII-2 band, devices with a maximum e.i.r.p. greater than 500 mW shall implement TPC in order to have the capability to operate at least 6 dB below the maximum permitted e.i.r.p. of 1 W.

### 3.2.2 Measuring Instruments

The measuring equipment is listed in the section 4 of this test report.

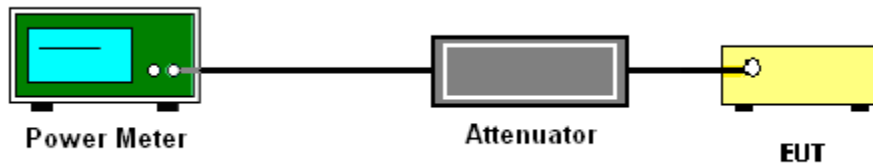
### 3.2.3 Test Procedures

The testing follows Method PM of FCC KDB 789033 D02 General UNII Test Procedures New Rules v02r01.

Method PM (Measurement using an RF average power meter):

1. Measurement is performed using a wideband RF power meter.
2. The EUT is configured to transmit continuously with a consistent duty cycle at its maximum power control level.
3. Measure the average power of the transmitter, and the average power is corrected with duty factor,  $10 \log(1/x)$ , where  $x$  is the duty cycle.

### 3.2.4 Test Setup



### 3.2.5 Test Result of Maximum Conducted Output Power

Please refer to Appendix A.



### 3.3 Power Spectral Density Measurement

#### 3.3.1 Limit of Power Spectral Density

<FCC 14-30 CFR 15.407>

For mobile and portable client devices in the 5.15–5.25 GHz band, the maximum power spectral density shall not exceed 11dBm in any 1 megahertz band.

For the 5.25–5.725 GHz bands, the maximum power spectral density shall not exceed 11 dBm in any 1 megahertz band.

For the band 5.725–5.85 GHz, the maximum power spectral density shall not exceed 30 dBm in any 500-kHz band.

For Straddle Channel, According to KDB 789033 D02 General UNII Test Procedures New Rules v02r01, If the power and PSD of the devices are uniform and comply with the lower limits specified for the U-NII-2 bands, a single measurement over the entire emission bandwidth can be performed to show compliance.

If transmitting antennas of directional gain greater than 6 dBi are used, the peak output power shall be reduced by the amount in dB that the directional gain of the antenna exceeds 6 dBi.

#### 3.3.2 Measuring Instruments

The measuring equipment is listed in the section 4 of this test report.



### 3.3.3 Test Procedures

The testing follows FCC KDB 789033 D02 General UNII Test Procedures New Rules v02r01. Section F) Maximum power spectral density.

#### **For devices operating in the bands 5.15 - 5.25 GHz, 5.25 - 5.35 GHz, and 5.47 - 5.725 GHz**

##### **# Method SA-2 #**

(trace averaging across on and off times of the EUT transmissions, followed by duty cycle correction).

- Measure the duty cycle.
- Set span to encompass the entire emission bandwidth (EBW) of the signal.
- Set RBW = 1 MHz.
- Set VBW  $\geq$  3 MHz.
- Number of points in sweep  $\geq$  2 Span / RBW.
- Sweep time = auto.
- Detector = RMS
- Trace average at least 100 traces in power averaging mode.
- Add  $10 \log(1/x)$ , where x is the duty cycle, to the measured power in order to compute the average power during the actual transmission times. For example, add  $10 \log(1/0.25) = 6$  dB if the duty cycle is 25 percent.

#### **For devices operating in the band 5.725 - 5.85 GHz**

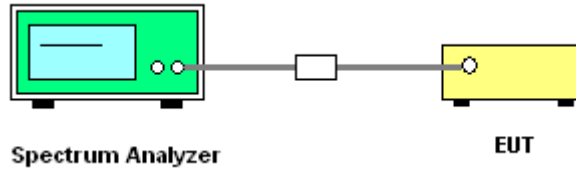
##### **# Method SA-2 #**

(trace averaging across on and off times of the EUT transmissions, followed by duty cycle correction).

- Measure the duty cycle.
- Set span to encompass the entire emission bandwidth (EBW) of the signal.
- Set RBW = 500KHz (or 300 kHz if the SA can't set RBW=500KHz).
- Set VBW  $\geq$  1 MHz.
- Number of points in sweep  $\geq$  2 Span / RBW.
- Sweep time = auto.
- Detector = RMS
- Trace average at least 100 traces in power averaging mode.
- If the SA can't set RBW=500KHz, then add  $10 \log(500\text{kHz}/\text{RBW})$  to the test result.
- Add  $10 \log(1/x)$ , where x is the duty cycle, to the measured power in order to compute the average power during the actual transmission times. For example, add  $10 \log(1/0.25) = 6$  dB if the duty cycle is 25 percent.

1. The RF output of EUT was connected to the spectrum analyzer by a low loss cable.
2. Each plot has already offset with cable loss, and attenuator loss. Measure the PSD and record it.

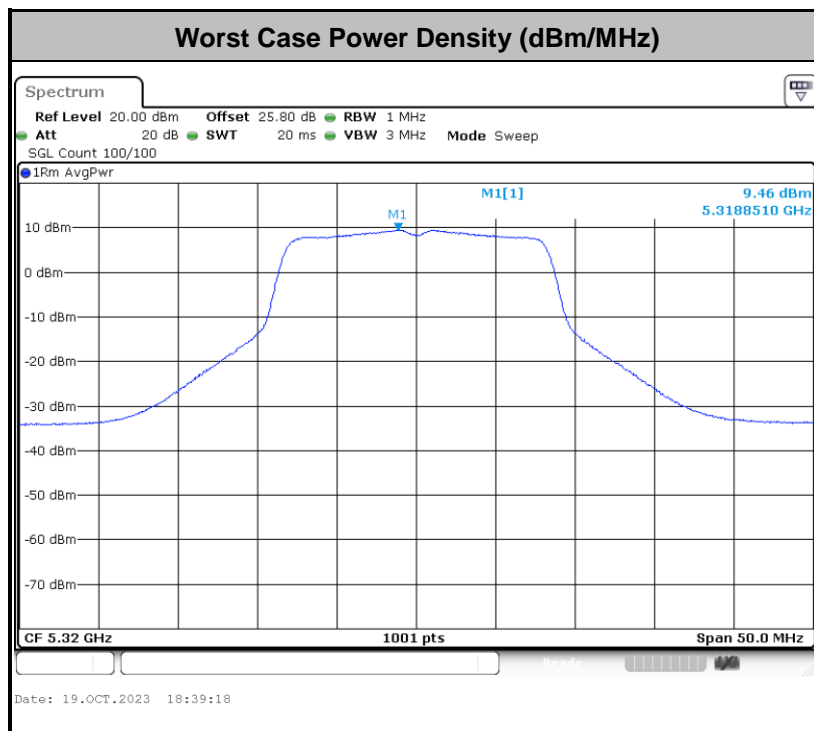
### 3.3.4 Test Setup



### 3.3.5 Test Result of Power Spectral Density

Please refer to Appendix A.

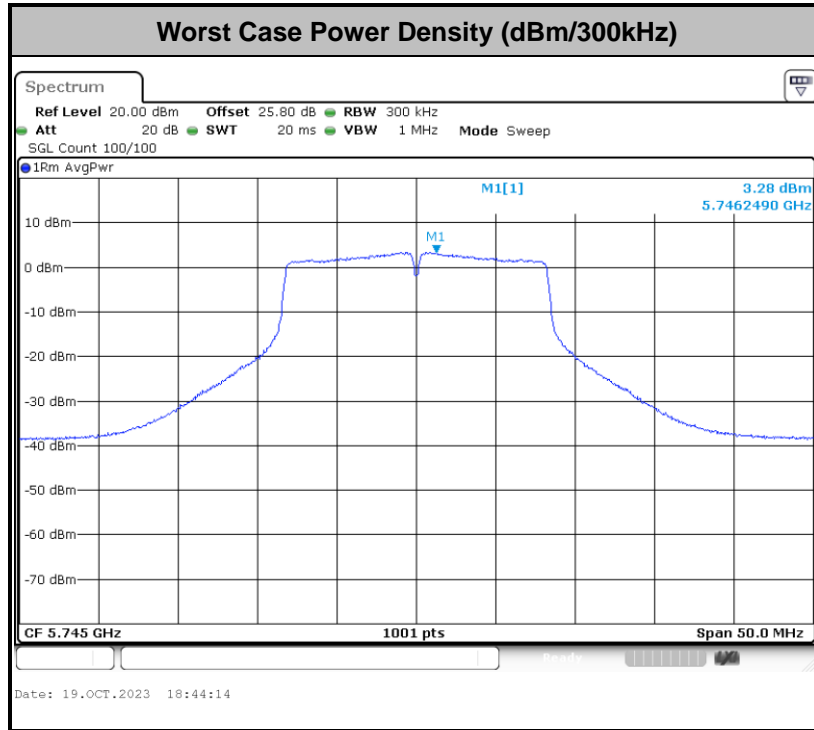
**For devices operating in the bands 5.15 - 5.25 GHz, 5.25 - 5.35 GHz, and 5.47 - 5.725 GHz**



**Note:** Average Power Density (dB) = Measured value+ Duty Factor



**For devices operating in the band 5.725 - 5.85 GHz**



**Note:** Average Power Density (dB) = Measured value+ Duty Factor + RBW offset



### 3.4 Unwanted Emissions Measurement

This section as specified in FCC Part 15.407(b) is to measure unwanted emissions through radiated measurement for band edge spurious emissions and out of band emissions measurement. The unwanted emissions shall comply with 15.407(b)(1) to (6), and restricted bands per FCC Part 15.205.

#### 3.4.1 Limit of Unwanted Emissions

- (1) For transmitters operating in the 5150-5250 MHz band: all emissions outside of the 5150-5350 MHz band shall not exceed an EIRP of  $-27$  dBm/MHz.

For transmitters operating in the 5250-5350 MHz band: all emissions outside of the 5150-5350 MHz band shall not exceed an EIRP of  $-27$  dBm/MHz. Devices operating in the 5250-5350 MHz band that generate emissions in the 5150-5250 MHz band must meet all applicable technical requirements for operation in the 5150-5250 MHz band (including indoor use) or alternatively meet an out-of-band emission EIRP limit of  $-27$  dBm/MHz in the 5150-5250 MHz band.

For transmitters operating in the 5470-5600 MHz and 5650-5725 MHz band: all emissions outside of the 5470-5600 MHz and 5650-5725 MHz band shall not exceed an EIRP of  $-27$  dBm/MHz.

- (2) For transmitters operating in the 5.725-5.85 GHz band:  
15.407(b)(4)(i) All emissions shall be limited to a level of  $-27$  dBm/MHz at 75 MHz or more above or below the band edge increasing linearly to 10 dBm/MHz at 25 MHz above or below the band edge, and from 25 MHz above or below the band edge increasing linearly to a level of 15.6 dBm/MHz at 5 MHz above or below the band edge, and from 5 MHz above or below the band edge increasing linearly to a level of 27 dBm/MHz at the band edge.





(3) Unwanted spurious emissions fallen in restricted bands shall comply with the general field strength limits as below table,

Frequency (MHz)	Field Strength (microvolts/meter)	Measurement Distance (meters)
0.009 – 0.490	2400/F(kHz)	300
0.490 – 1.705	24000/F(kHz)	30
1.705 – 30.0	30	30
30 – 88	100	3
88 – 216	150	3
216 - 960	200	3
Above 960	500	3

(4) EIRP (dBm)	Field Strength at 3m (dBµV/m)
- 27	68.3

Note: The following formula is used to convert the EIRP to field strength.

$$EIRP = E_{Meas} + 20\log (d_{Meas}) - 104.77$$

where

EIRP is the equivalent isotropically radiated power, in dBm

E<sub>Meas</sub> is the field strength of the emission at the measurement distance, in dBµV/m

d<sub>Meas</sub> is the measurement distance, in m

### 3.4.2 Measuring Instruments

The measuring equipment is listed in the section 4 of this test report.

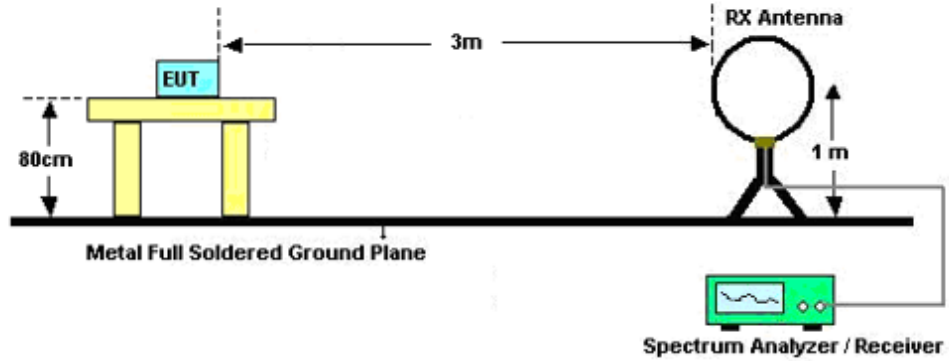


### 3.4.3 Test Procedures

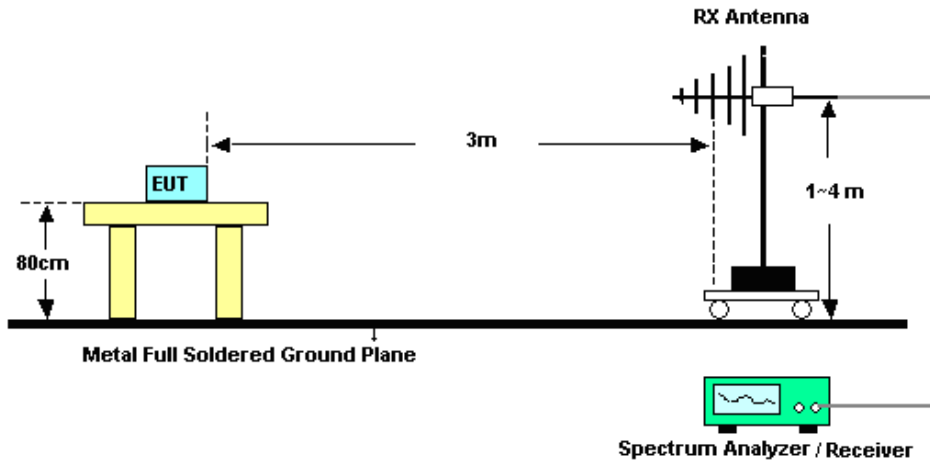
1. The testing follows FCC KDB 789033 D02 General UNII Test Procedures New Rules v02r01. Section G) Unwanted emissions measurement.
  - (1) Procedure for Unwanted Emissions Measurements Below 1000MHz
    - RBW = 120 kHz
    - VBW = 300 kHz
    - Detector = Peak
    - Trace mode = max hold
  - (2) Procedure for Peak Unwanted Emissions Measurements Above 1000 MHz
    - RBW = 1 MHz
    - VBW  $\geq$  3 MHz
    - Detector = Peak
    - Sweep time = auto
    - Trace mode = max hold
  - (3) Procedures for Average Unwanted Emissions Measurements Above 1000MHz
    - RBW = 1 MHz
    - VBW = 10 Hz, when duty cycle is no less than 98 percent.
    - VBW  $\geq$  1/T, when duty cycle is less than 98 percent where T is the minimum transmission duration over which the transmitter is on.
2. The EUT was placed on a turntable with 0.8 meter for frequency below 1GHz and 1.5 meter for frequency above 1GHz respectively above ground.
3. The EUT was set 3 meters from the interference receiving antenna which was mounted on the top of a variable height antenna tower.
4. The antenna is a broadband antenna and its height is adjusted between one meter and four meters above ground to find the maximum value of the field strength for both horizontal polarization and vertical polarization of the antenna.
5. For each suspected emission, the EUT was arranged to its worst case and then adjust the antenna tower (from 1 m to 4 m) and turntable (from 0 degree to 360 degrees) to find the maximum reading.
6. For testing below 1GHz, if the emission level of the EUT in peak mode was 3 dB lower than the limit specified, then peak values of EUT will be reported, otherwise, the emissions will be repeated one by one using the CISPR quasi-peak method and reported.
7. For testing above 1GHz, the emission level of the EUT in peak mode was 20dB lower than average limit (that means the emission level in average mode also complies with the limit in average mode), then peak values of EUT will be reported, otherwise, the emissions will be measured in average mode again and reported.

### 3.4.4 Test Setup

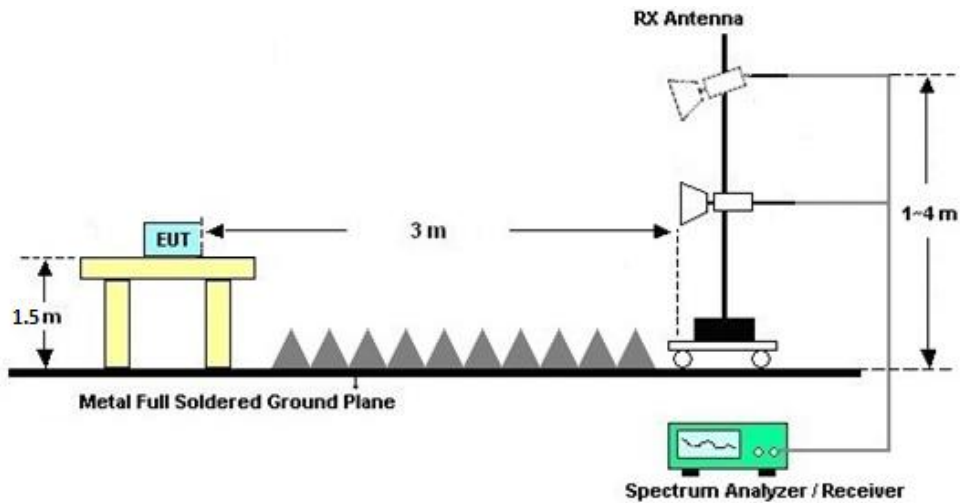
For radiated emissions below 30MHz



For radiated emissions from 30MHz to 1GHz



For radiated emissions above 1GHz





### **3.4.5 Test Results of Radiated Spurious Emissions (9 kHz ~ 30 MHz)**

The low frequency, which started from 9 kHz to 30MHz, was pre-scanned and the result which was 20dB lower than the limit line was not reported.

There is a comparison data of both open-field test site and semi-Anechoic chamber, and the result came out very similar.

### **3.4.6 Test Result of Radiated Spurious at Band Edges**

Please refer to Appendix C&D.

### **3.4.7 Duty Cycle**

Please refer to Appendix E.

### **3.4.8 Test Result of Radiated Spurious Emissions (30MHz ~ 10th Harmonic)**

Please refer to Appendix C&D.



### 3.5 AC Conducted Emission Measurement

#### 3.5.1 Limit of AC Conducted Emission

For equipment that is designed to be connected to the public utility (AC) power line, the radio frequency voltage that is conducted back onto the AC power line on any frequency or frequencies within the band 150 kHz to 30 MHz shall not exceed the limits in the following table.

Frequency of emission (MHz)	Conducted limit (dBµV)	
	Quasi-peak	Average
0.15-0.5	66 to 56*	56 to 46*
0.5-5	56	46
5-30	60	50

\*Decreases with the logarithm of the frequency.

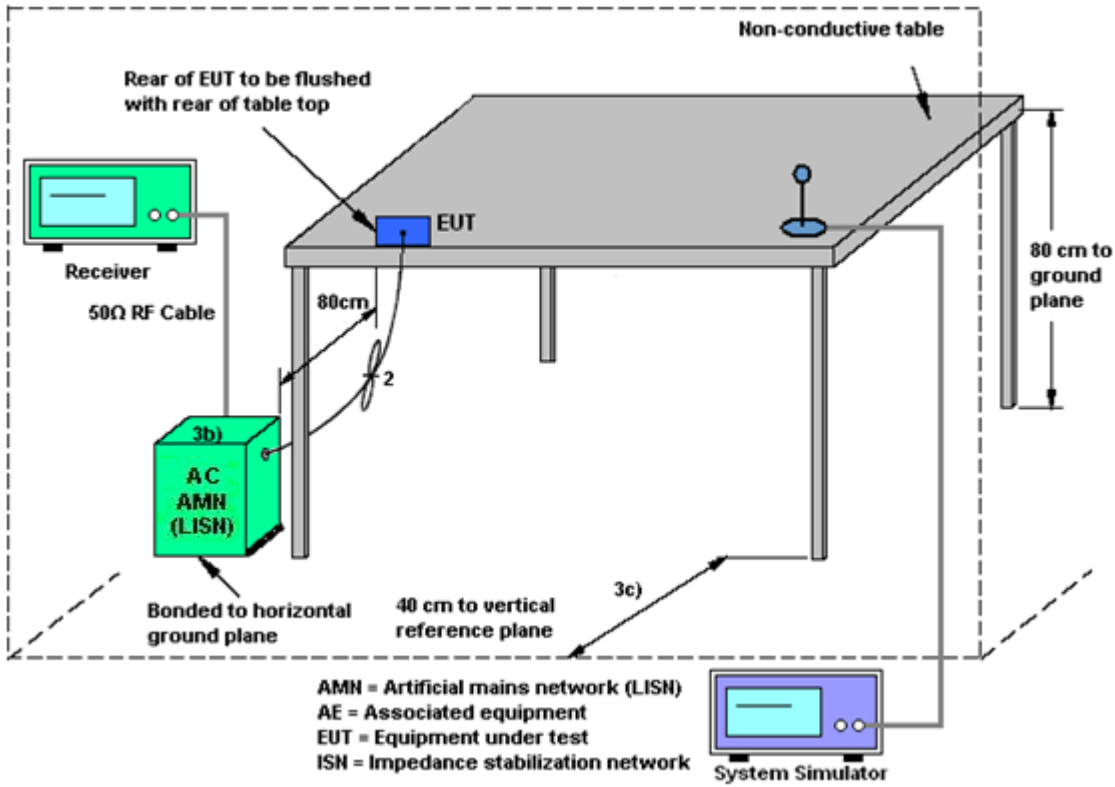
#### 3.5.2 Measuring Instruments

The measuring equipment is listed in the section 4 of this test report.

#### 3.5.3 Test Procedures

1. The EUT was placed 0.4 meter from the conducting wall of the shielding room was kept at least 80 centimeters from any other grounded conducting surface.
2. Connect EUT to the power mains through a line impedance stabilization network (LISN).
3. All the support units are connecting to the other LISN.
4. The LISN provides 50 ohm coupling impedance for the measuring instrument.
5. The FCC states that a 50 ohm, 50 microhenry LISN should be used.
6. Both sides of AC line were checked for maximum conducted interference.
7. The frequency range from 150 kHz to 30 MHz was searched.
8. Set the test-receiver system to Peak Detect Function and specified bandwidth with Maximum Hold Mode.

### 3.5.4 Test Setup



### 3.5.5 Test Result of AC Conducted Emission

Please refer to Appendix B.



## **3.6 Antenna Requirements**

### **3.6.1 Standard Applicable**

According to FCC 47 CFR Section 15.407(a)(1)(2) ,if transmitting antenna directional gain is greater than 6 dBi, both the peak transmit power and the peak power spectral density shall be reduced by the amount in dB that the directional gain of the antenna exceeds 6 dBi.

### **3.6.2 Antenna Anti-Replacement Construction**

An embedded-in antenna design is used.

### **3.6.3 Antenna Gain**

The antenna peak gain of EUT is less than 6 dBi. Therefore, it is not necessary to reduce maximum peak output power limit.



## 4 List of Measuring Equipment

Instrument	Brand Name	Model No.	Serial No.	Characteristics	Calibration Date	Test Date	Due Date	Remark
Spectrum Analyzer	R&S	FSV40	101078	10Hz~40GHz	Apr. 06, 2023	Oct. 19, 2023	Apr. 05, 2024	Conducted (TH01-SZ)
Pulse Power Sensor	Anritsu	MA2411B	1339473	30MHz~40GHz	Dec. 27, 2022	Oct. 19, 2023	Dec. 26, 2023	Conducted (TH01-SZ)
Power Meter	Anritsu	ML2495A	1542004	50MHz Bandwidth	Dec. 27, 2022	Oct. 19, 2023	Dec. 26, 2023	Conducted (TH01-SZ)
EMI Test Receiver	R&S	ESR7	101404	9kHz~7GHz	Oct. 19, 2022	Oct. 13, 2023~ Oct. 14, 2023	Oct. 18, 2023	Radiation (03CH04-SZ)
EXA Spectrum Analyzer	KEYSIGHT	N9010A	MY551502 13	10Hz~44GHz	Jul. 07, 2023	Oct. 13, 2023~ Oct. 14, 2023	Jul. 06, 2024	Radiation (03CH04-SZ)
Loop Antenna	R&S	HFH2-Z2	100354	9kHz~30MHz	Jun. 28, 2022	Oct. 13, 2023~ Oct. 14, 2023	Jun. 27, 2024	Radiation (03CH04-SZ)
Bilog Antenna	TeseQ	CBL6111D	41909	30MHz~1GHz	May 14, 2023	Oct. 13, 2023~ Oct. 14, 2023	May 13, 2024	Radiation (03CH04-SZ)
Double Ridge Horn Antenna	SCHWARZBECK	BBHA9120D	9120D-147 4	1GHz~18GHz	Jul. 07, 2023	Oct. 13, 2023~ Oct. 14, 2023	Jul. 06, 2024	Radiation (03CH04-SZ)
Horn Antenna	SCHWARZBECK	BBHA9170	9170#679	15GHz~40GHz	Jul. 08, 2023	Oct. 13, 2023~ Oct. 14, 2023	Jul. 07, 2024	Radiation (03CH04-SZ)
Amplifier	Burgeon	BPA-530	102211	0.01Hz~ ~3000MHz	Oct. 19, 2022	Oct. 13, 2023~ Oct. 14, 2023	Oct. 18, 2023	Radiation (03CH04-SZ)
HF Amplifier	MITEQ	AMF-7D-0010 1800-30-10P-R	1943528	1GHz~18GHz	Oct. 19, 2022	Oct. 13, 2023~ Oct. 14, 2023	Oct. 18, 2023	Radiation (03CH04-SZ)
HF Amplifier	MITEQ	TTA1840-35-HG	1871923	18GHz~40GHz	Jul. 07, 2023	Oct. 13, 2023~ Oct. 14, 2023	Jul. 06, 2024	Radiation (03CH04-SZ)
Amplifier	Agilent Technologies	83017A	MY572801 36	500MHz~26.5G Hz	Aug. 21, 2023	Oct. 13, 2023~ Oct. 14, 2023	Aug. 20, 2024	Radiation (03CH04-SZ)
AC Power Source	APC	AFV-S-600B	F11905001 9	N/A	Nov. 10, 2022	Oct. 13, 2023~ Oct. 14, 2023	Nov. 10, 2023	Radiation (03CH04-SZ)
Turn Table	EM	EM1000	N/A	0~360 degree	NCR	Oct. 13, 2023~ Oct. 14, 2023	NCR	Radiation (03CH04-SZ)
Antenna Mast	EM	EM1000	N/A	1 m~4 m	NCR	Oct. 13, 2023~ Oct. 14, 2023	NCR	Radiation (03CH04-SZ)
EMI Receiver	R&S	ESR7	101630	9kHz~7GHz;	Jul. 06, 2023	Sep. 25, 2023	Jul. 05, 2024	Conduction (CO01-SZ)
AC LISN	R&S	ENV216	100063	9kHz~30MHz	Aug. 21, 2023	Sep. 25, 2023	Aug. 20, 2024	Conduction (CO01-SZ)
AC LISN (for auxiliary equipment)	EMCO	3816/2SH	00103892	9kHz~30MHz	Oct. 17, 2022	Sep. 25, 2023	Oct. 16, 2023	Conduction (CO01-SZ)
AC Power Source	Chroma	61602	616020000 891	100Vac~250Vac	Jul. 07, 2023	Sep. 25, 2023	Jul. 06, 2024	Conduction (CO01-SZ)

NCR: No Calibration Required





## 5 Uncertainty of Evaluation

The measurement uncertainties shown below were calculated in accordance with the requirements of ANSI 63.10-2013. All the measurement uncertainty value were shown with a coverage K=2 to indicate 95% level of confidence. The measurement data show herein meets or exceeds the CISPR measurement uncertainty values specified in CISPR 16-4-2 and can be compared directly to specified limit to determine compliance.

### Uncertainty of Conducted Measurement

Test Item	Uncertainty
Conducted Power	±1.34 dB
Conducted Emissions	±1.34 dB
Occupied Channel Bandwidth	±0.13 %
Conducted Power Spectral Density	±1.32 dB

### Uncertainty of Conducted Emission Measurement (150kHz ~ 30MHz)

Measuring Uncertainty for a Level of Confidence of 95% (U = 2Uc(y))	2.7 dB
---	--------

### Uncertainty of Radiated Emission Measurement (30 MHz ~ 1000 MHz)

Measuring Uncertainty for a Level of Confidence of 95% (U = 2Uc(y))	5.1 dB
---	--------

### Uncertainty of Radiated Emission Measurement (1000 MHz ~ 18000 MHz)

Measuring Uncertainty for a Level of Confidence of 95% (U = 2Uc(y))	4.8 dB
---	--------

### Uncertainty of Radiated Emission Measurement (18000 MHz ~ 40000 MHz)

Measuring Uncertainty for a Level of Confidence of 95% (U = 2Uc(y))	5.1 dB
---	--------



## Appendix A. Conducted Test Results

Test Engineer:	Zhang Jiang	Temperature:	24~26	°C
Test Date:	2023/10/20	Relative Humidity:	50~53	%

**TEST RESULTS DATA**  
**26dB and 99% OBW**

U-NII-1										
Mod.	Data Rate	N <sub>TX</sub>	CH.	Freq. (MHz)	99% Bandwidth (MHz)	26 dB Bandwidth (MHz)	IC 99% Bandwidth Power Limit (dBm)	IC 99% Bandwidth EIRP Limit (dBm)		
11a	6Mbps	1	36	5180	16.83	24.60	-	22.26		
11a	6Mbps	1	44	5220	16.78	24.66	-	22.25		
11a	6Mbps	1	48	5240	16.88	24.30	-	22.27		
VHT20	MCS0	1	36	5180	17.93	24.36	-	22.54		
VHT20	MCS0	1	44	5220	17.98	25.02	-	22.55		
VHT20	MCS0	1	48	5240	17.98	25.14	-	22.55		
VHT40	MCS0	1	38	5190	36.36	42.00	-	23.01		
VHT40	MCS0	1	46	5230	36.36	41.76	-	23.01		
VHT80	MCS0	1	42	5210	75.76	84.48	-	23.01		

**TEST RESULTS DATA**  
**Average Power Table**

FCC U-NII-1											
Mod.	Data Rate	N <sub>TX</sub>	CH.	Freq. (MHz)	Duty Factor (dB)	Average Conducted Power (dBm)	FCC Conducted Power Limit (dBm)	DG (dBi)		Pass/Fail	Power Setting
11a	6Mbps	1	36	5180	0.07	19.72	24.00	-6.00		Pass	20
11a	6Mbps	1	44	5220	0.07	19.79	24.00	-6.00		Pass	20
11a	6Mbps	1	48	5240	0.07	19.85	24.00	-6.00		Pass	20
VHT20	MCS0	1	36	5180	0.09	19.75	24.00	-6.00		Pass	20
VHT20	MCS0	1	44	5220	0.09	19.83	24.00	-6.00		Pass	20
VHT20	MCS0	1	48	5240	0.09	19.91	24.00	-6.00		Pass	20
VHT40	MCS0	1	38	5190	0.16	18.81	24.00	-6.00		Pass	18.5
VHT40	MCS0	1	46	5230	0.16	18.72	24.00	-6.00		Pass	18.5
VHT80	MCS0	1	42	5210	0.34	19.16	24.00	-6.00		Pass	18.5

**TEST RESULTS DATA**  
**Power Spectral Density**

FCC U-NII-1										
Mod.	Data Rate	NTX	CH.	Freq. (MHz)	Duty Factor (dB)	Average Power Density (dBm/MHz)	Average PSD Limit (dBm/MHz)	DG (dBi)	-	Pass/Fail
11a	6Mbps	1	36	5180	0.07	8.96	11.00	-6.00		Pass
11a	6Mbps	1	44	5220	0.07	9.00	11.00	-6.00		Pass
11a	6Mbps	1	48	5240	0.07	9.18	11.00	-6.00		Pass
VHT20	MCS0	1	36	5180	0.09	8.61	11.00	-6.00		Pass
VHT20	MCS0	1	44	5220	0.09	8.56	11.00	-6.00		Pass
VHT20	MCS0	1	48	5240	0.09	8.73	11.00	-6.00		Pass
VHT40	MCS0	1	38	5190	0.16	4.83	11.00	-6.00		Pass
VHT40	MCS0	1	46	5230	0.16	4.80	11.00	-6.00		Pass
VHT80	MCS0	1	42	5210	0.34	2.05	11.00	-6.00		Pass

**TEST RESULTS DATA**  
**26dB and 99% OBW**

U-NII-2A										
Mod.	Data Rate	NTX	CH.	Freq. (MHz)	99% Bandwidth (MHz)	26 dB Bandwidth (MHz)	IC 99% Bandwidth Power Limit (dBm)	IC 99% Bandwidth EIRP Limit (dBm)	FCC 26dB Bandwidth Power Limit (dBm)	Note
11a	6M bps	1	52	5260	16.83	24.66	23.26	29.26	23.98	
11a	6M bps	1	60	5300	16.83	25.20	23.26	29.26	23.98	
11a	6M bps	1	64	5320	16.83	25.56	23.26	29.26	23.98	
VHT20	MCS 0	1	52	5260	17.98	25.38	23.55	29.55	23.98	
VHT20	MCS 0	1	60	5300	17.93	25.38	23.54	29.54	23.98	
VHT20	MCS 0	1	64	5320	17.98	25.74	23.55	29.55	23.98	
VHT40	MCS 0	1	54	5270	36.36	42.12	23.98	30.00	23.98	
VHT40	MCS 0	1	62	5310	36.36	42.24	23.98	30.00	23.98	
VHT80	MCS 0	1	58	5290	75.76	84.72	23.98	30.00	23.98	

**TEST RESULTS DATA**  
**Average Power Table**

FCC U-NII-2A											
Mod.	Data Rate	NTX	CH.	Freq. (MHz)	Duty Factor (dB)	Average Conducted Power (dBm)	FCC Conducted Power Limit (dBm)	DG (dBi)	EIRP Power Limit (dBm)	Pass/Fail	Power Setting
11a	6M bps	1	52	5260	0.07	19.95	23.98	-6.00	26.99	Pass	20
11a	6M bps	1	60	5300	0.07	20.12	23.98	-6.00	26.99	Pass	20
11a	6M bps	1	64	5320	0.07	20.42	23.98	-6.00	26.99	Pass	20
VHT20	MCS 0	1	52	5260	0.09	19.98	23.98	-6.00	26.99	Pass	20
VHT20	MCS 0	1	60	5300	0.09	20.17	23.98	-6.00	26.99	Pass	20
VHT20	MCS 0	1	64	5320	0.09	20.46	23.98	-6.00	26.99	Pass	20
VHT40	MCS 0	1	54	5270	0.16	18.89	23.98	-6.00	26.99	Pass	18.5
VHT40	MCS 0	1	62	5310	0.16	19.41	23.98	-6.00	26.99	Pass	18.5
VHT80	MCS 0	1	58	5290	0.34	19.39	23.98	-6.00	26.99	Pass	18.5



**TEST RESULTS DATA**  
**Power Spectral Density**

U-NII-2A										
Mod.	Data Rate	NTX	CH.	Freq. (MHz)	Duty Factor (dB)	Average Power Density (dBm/MHz)	Average PSD Limit (dBm/MHz)	DG (dBi)		Pass/Fail
11a	6M bps	1	52	5260	0.07	9.26	11.00	-6.00		Pass
11a	6M bps	1	60	5300	0.07	9.29	11.00	-6.00		Pass
11a	6M bps	1	64	5320	0.07	9.53	11.00	-6.00		Pass
VHT20	MCS 0	1	52	5260	0.09	8.81	11.00	-6.00		Pass
VHT20	MCS 0	1	60	5300	0.09	8.88	11.00	-6.00		Pass
VHT20	MCS 0	1	64	5320	0.09	9.17	11.00	-6.00		Pass
VHT40	MCS 0	1	54	5270	0.16	5.14	11.00	-6.00		Pass
VHT40	MCS 0	1	62	5310	0.16	5.56	11.00	-6.00		Pass
VHT80	MCS 0	1	58	5290	0.34	2.57	11.00	-6.00		Pass

**TEST RESULTS DATA**  
**26dB and 99% OBW**

U-NII-2C										
Mod.	Data Rate	NTX	CH.	Freq. (MHz)	99% Bandwidth (MHz)	26 dB Bandwidth (MHz)	IC 99% Bandwidth Power Limit (dBm)	IC 99% Bandwidth EIRP Limit (dBm)	FCC 26dB Bandwidth Power Limit (dBm)	Note
11a	6M bps	1	100	5500	16.83	25.98	23.26	29.26	23.98	
11a	6M bps	1	116	5580	16.83	24.18	23.26	29.26	23.98	
11a	6M bps	1	140	5700	16.88	26.16	23.27	29.27	23.98	
11a	6Mbps	1	144	5720	16.88	25.92	23.27	29.27	23.98	
VHT20	MCS 0	1	100	5500	17.98	24.96	23.55	29.55	23.98	
VHT20	MCS 0	1	116	5580	17.98	25.20	23.55	29.55	23.98	
VHT20	MCS 0	1	140	5700	17.98	24.84	23.55	29.55	23.98	
VHT20	MCS0	1	144	5720	17.98	26.28	23.55	29.55	23.98	
VHT40	MCS 0	1	102	5510	36.36	42.24	23.98	30.00	23.98	
VHT40	MCS 0	1	110	5550	36.36	41.88	23.98	30.00	23.98	
VHT40	MCS 0	1	134	5670	36.36	42.12	23.98	30.00	23.98	
VHT40	MCS0	1	142	5710	36.36	42.24	23.98	30.00	23.98	
VHT80	MCS 0	1	106	5530	75.76	84.96	23.98	30.00	23.98	
VHT80	MCS 0	1	122	5610	75.76	83.76	23.98	30.00	23.98	
VHT80	MCS0	1	138	5690	75.76	83.52	23.98	30.00	23.98	

**TEST RESULTS DATA**  
**Average Power Table**

FCC U-NII-2C											
Mod.	Data Rate	NTX	CH.	Freq. (MHz)	Duty Factor (dB)	Average Conducted Power (dBm)	FCC Conducted Power Limit (dBm)	DG (dBi)	EIRP Power Limit (dBm)	Pass/Fail	Power Setting
11a	6M bps	1	100	5500	0.07	19.97	23.98	-7.00	26.99	Pass	20
11a	6M bps	1	116	5580	0.07	20.08	23.98	-7.00	26.99	Pass	20
11a	6M bps	1	140	5700	0.07	19.30	23.98	-7.00	26.99	Pass	20
11a	6M bps	1	144	5720	0.07	19.25	23.98	-7.00	26.99	Pass	20
VHT20	MCS 0	1	100	5500	0.09	20.03	23.98	-7.00	26.99	Pass	20
VHT20	MCS 0	1	116	5580	0.09	20.15	23.98	-7.00	26.99	Pass	20
VHT20	MCS 0	1	140	5700	0.09	19.34	23.98	-7.00	26.99	Pass	20
VHT20	MCS 0	1	144	5720	0.09	19.28	23.98	-7.00	26.99	Pass	20
VHT40	MCS 0	1	102	5510	0.16	19.29	23.98	-7.00	26.99	Pass	18.5
VHT40	MCS 0	1	110	5550	0.16	19.13	23.98	-7.00	26.99	Pass	18.5
VHT40	MCS 0	1	134	5670	0.16	19.21	23.98	-7.00	26.99	Pass	18.5
VHT40	MCS 0	1	142	5710	0.16	18.78	23.98	-7.00	26.99	Pass	18.5
VHT80	MCS 0	1	106	5530	0.34	19.36	23.98	-7.00	26.99	Pass	18.5
VHT80	MCS 0	1	122	5610	0.34	19.35	23.98	-7.00	26.99	Pass	18.5
VHT80	MCS 0	1	138	5690	0.34	19.19	23.98	-7.00	26.99	Pass	18.5

**TEST RESULTS DATA**  
**Power Spectral Density**

U-NII-2C										
Mod.	Data Rate	NTX	CH.	Freq. (MHz)	Duty Factor (dB)	Average Power Density (dBm/MHz)	Average PSD Limit (dBm/MHz)	DG (dBi)		Pass/Fail
11a	6M bps	1	100	5500	0.07	9.49	11.00	-7.00		Pass
11a	6M bps	1	116	5580	0.07	9.14	11.00	-7.00		Pass
11a	6M bps	1	140	5700	0.07	8.75	11.00	-7.00		Pass
11a	6Mbps	1	144	5720	0.07	8.59	11.00	-7.00		Pass
VHT20	MCS 0	1	100	5500	0.09	8.96	11.00	-7.00		Pass
VHT20	MCS 0	1	116	5580	0.09	8.70	11.00	-7.00		Pass
VHT20	MCS 0	1	140	5700	0.09	8.27	11.00	-7.00		Pass
VHT20	MCS0	1	144	5720	0.09	8.19	11.00	-7.00		Pass
VHT40	MCS 0	1	102	5510	0.16	5.65	11.00	-7.00		Pass
VHT40	MCS 0	1	110	5550	0.16	5.19	11.00	-7.00		Pass
VHT40	MCS 0	1	134	5670	0.16	5.16	11.00	-7.00		Pass
VHT40	MCS0	1	142	5710	0.16	4.81	11.00	-7.00		Pass
VHT80	MCS 0	1	106	5530	0.34	2.55	11.00	-7.00		Pass
VHT80	MCS 0	1	122	5610	0.34	2.97	11.00	-7.00		Pass
VHT80	MCS0	1	138	5690	0.34	2.24	11.00	-7.00		Pass

**TEST RESULTS DATA**  
**6dB and 26dB EBW and 99% OBW**

U-NII-3									
Mod.	Data Rate	NTX	CH.	Freq. (MHz)	99% Bandwidth (MHz)	26 dB Bandwidth (MHz)	6 dB Bandwidth (MHz)	6dB Bandwidth min. Limit (MHz)	Pass/Fail
11a	6M bps	1	149	5745	16.88	26.04	16.15	0.5	Pass
11a	6Mbps	1	157	5785	16.88	26.22	15.60	0.5	Pass
11a	6Mbps	1	165	5825	16.88	25.02	15.40	0.5	Pass
VHT20	MCS 0	1	149	5745	17.98	24.84	15.75	0.5	Pass
VHT20	MCS 0	1	157	5785	18.03	26.10	16.40	0.5	Pass
VHT20	MCS 0	1	165	5825	17.98	25.02	16.85	0.5	Pass
VHT40	MCS 0	1	151	5755	36.36	41.88	36.09	0.5	Pass
VHT40	MCS 0	1	159	5795	36.36	42.12	36.45	0.5	Pass
VHT80	MCS 0	1	155	5775	75.64	84.48	75.52	0.5	Pass

**TEST RESULTS DATA**  
**Average Power Table**

U-NII-3											
Mod.	Data Rate	NTX	CH.	Freq. (MHz)	Duty Factor (dB)	Average Conducted Power (dBm)	FCC Conducted Power Limit (dBm)	DG (dBi)		Pass/Fail	Setting
11a	6M bps	1	149	5745	0.07	19.32	30.00	-7.30		Pass	20
11a	6Mbps	1	157	5785	0.07	19.27	30.00	-7.30		Pass	20
11a	6Mbps	1	165	5825	0.07	19.06	30.00	-7.30		Pass	20
VHT20	MCS 0	1	149	5745	0.09	19.36	30.00	-7.30		Pass	20
VHT20	MCS 0	1	157	5785	0.09	19.32	30.00	-7.30		Pass	20
VHT20	MCS 0	1	165	5825	0.09	19.09	30.00	-7.30		Pass	20
VHT40	MCS 0	1	151	5755	0.16	18.62	30.00	-7.30		Pass	18.5
VHT40	MCS 0	1	159	5795	0.16	18.34	30.00	-7.30		Pass	18.5
VHT80	MCS 0	1	155	5775	0.34	18.80	30.00	-7.30		Pass	18.5

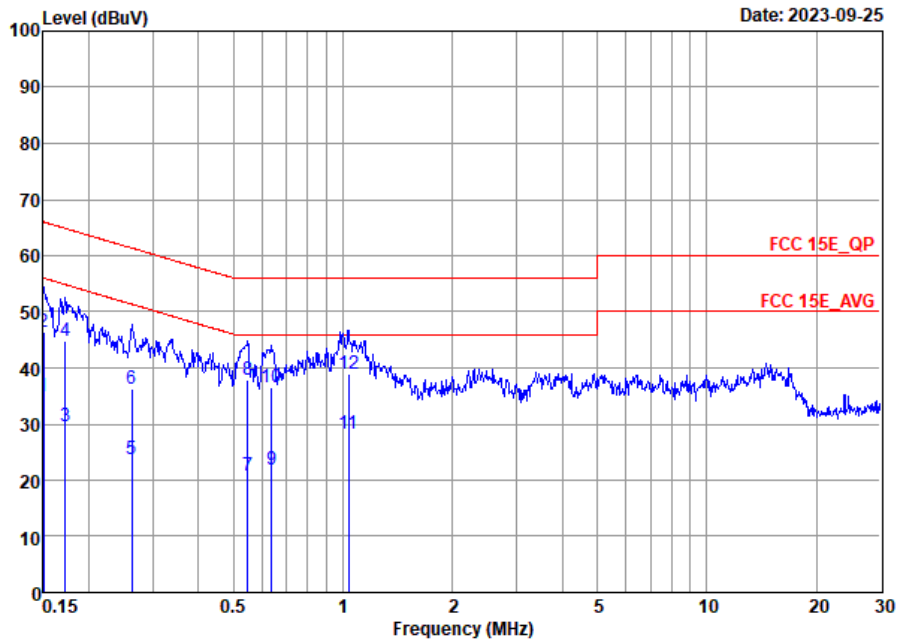
**TEST RESULTS DATA**  
**Power Spectral Density**

U-NII-3										
Mod.	Data Rate	NTX	CH.	Freq. (MHz)	Duty Factor (dB)	10log (300kHz /RBW) Factor (dB)	Average Power Density (dBm/500kHz)	Average PSD Limit (dBm/500kHz)	DG (dBi)	Pass/Fail
11a	6M bps	1	149	5745	0.07	2.22	5.57	30.00	-7.30	Pass
11a	6Mbps	1	157	5785	0.07	2.22	5.23	30.00	-7.30	Pass
11a	6Mbps	1	165	5825	0.07	2.22	4.62	30.00	-7.30	Pass
VHT20	MCS 0	1	149	5745	0.09	2.22	5.25	30.00	-7.30	Pass
VHT20	MCS 0	1	157	5785	0.09	2.22	4.93	30.00	-7.30	Pass
VHT20	MCS 0	1	165	5825	0.09	2.22	4.16	30.00	-7.30	Pass
VHT40	MCS 0	1	151	5755	0.16	2.22	1.58	30.00	-7.30	Pass
VHT40	MCS 0	1	159	5795	0.16	2.22	1.18	30.00	-7.30	Pass
VHT80	MCS 0	1	155	5775	0.34	2.22	-1.06	30.00	-7.30	Pass



## Appendix B. AC Conducted Emission Test Results

Test Engineer :	Lily Qiu	Temperature :	22~24°C
		Relative Humidity :	44~50%
Test Voltage :	120Vac / 60Hz	Phase :	Line
Remark :	All emissions not reported here are more than 10 dB below the prescribed limit.		



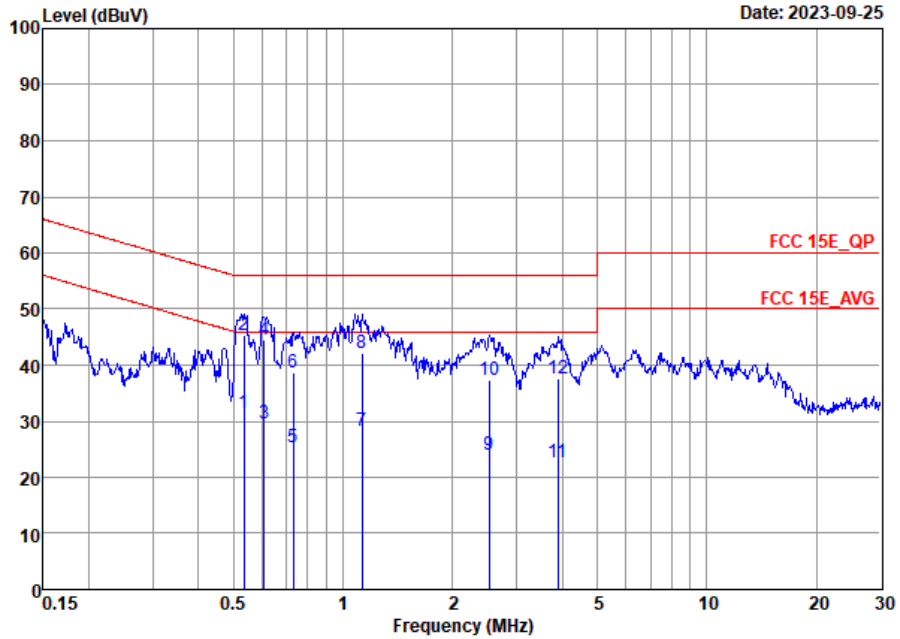
Site : CO01-SZ  
Condition: FCC 15E\_QP LISN\_20230420\_L LINE

	Freq	Level	Over Limit	Limit Line	Read Level	LISN Factor	Cable Loss	Remark
	MHz	dBuV	dB	dBuV	dBuV	dB	dB	
1	0.15	34.90	-21.10	56.00	14.30	10.47	10.13	Average
2	0.15	46.40	-19.60	66.00	25.80	10.47	10.13	QP
3	0.17	29.71	-25.15	54.86	9.10	10.47	10.14	Average
4	0.17	44.91	-19.95	64.86	24.30	10.47	10.14	QP
5	0.26	23.73	-27.61	51.34	3.20	10.38	10.15	Average
6	0.26	36.23	-25.11	61.34	15.70	10.38	10.15	QP
7	0.55	20.72	-25.28	46.00	0.30	10.26	10.16	Average
8	0.55	37.92	-18.08	56.00	17.50	10.26	10.16	QP
9	0.64	21.92	-24.08	46.00	1.50	10.26	10.16	Average
10	0.64	36.52	-19.48	56.00	16.10	10.26	10.16	QP
11	1.04	28.30	-17.70	46.00	7.90	10.24	10.16	Average
12 *	1.04	38.80	-17.20	56.00	18.40	10.24	10.16	QP





Test Engineer :	Lily Qiu	Temperature :	22~24°C
		Relative Humidity :	44~50%
Test Voltage :	120Vac / 60Hz	Phase :	Neutral
Remark :	All emissions not reported here are more than 10 dB below the prescribed limit.		



Site : CO01-SZ  
 Condition: FCC 15E\_QP LISN\_20230420\_N NEUTRAL

	Freq	Level	Over Limit	Limit Line	Read Level	LISN Factor	Cable Loss	Remark
	MHz	dBuV	dB	dBuV	dBuV	dB	dB	
1	0.53	31.58	-14.42	46.00	11.20	10.22	10.16	Average
2 *	0.53	45.38	-10.62	56.00	25.00	10.22	10.16	QP
3	0.61	29.49	-16.51	46.00	9.10	10.23	10.16	Average
4	0.61	44.49	-11.51	56.00	24.10	10.23	10.16	QP
5	0.73	25.32	-20.68	46.00	4.90	10.26	10.16	Average
6	0.73	38.72	-17.28	56.00	18.30	10.26	10.16	QP
7	1.13	28.24	-17.76	46.00	7.80	10.27	10.17	Average
8	1.13	42.24	-13.76	56.00	21.80	10.27	10.17	QP
9	2.53	24.02	-21.98	46.00	3.60	10.16	10.26	Average
10	2.53	37.42	-18.58	56.00	17.00	10.16	10.26	QP
11	3.90	22.77	-23.23	46.00	2.30	10.15	10.32	Average
12	3.90	37.47	-18.53	56.00	17.00	10.15	10.32	QP

Note:

- Level(dBμV) = Read Level(dBμV) + LISN Factor(dB) + Cable Loss(dB)
- Over Limit(dB) = Level(dBμV) – Limit Line(dBμV)



## Appendix C. Radiated Spurious Emission

Test Engineer :	Zhang Xu	Relative Humidity :	48~49%
		Temperature :	24~25°C

### Radiated Spurious Emission Test Modes

Mode	Band	Band (GHz)	Antenna	Modulation	Channel	Frequency	Data Rate	RU	Remark
Mode 1	U-NII-1	5.15-5.25	3	802.11a	36	5180	6Mbps	-	-
Mode 2	U-NII-1	5.15-5.25	3	802.11a	44	5220	6Mbps	-	-
Mode 3	U-NII-1	5.15-5.25	3	802.11a	48	5240	6Mbps	-	-
Mode 4	U-NII-2A	5.25-5.35	3	802.11a	52	5260	6Mbps	-	-
Mode 5	U-NII-2A	5.25-5.35	3	802.11a	60	5300	6Mbps	-	-
Mode 6	U-NII-2A	5.25-5.35	3	802.11a	64	5320	6Mbps	-	-
Mode 7	U-NII-2C	5.47-5.725	3	802.11a	100	5500	6Mbps	-	-
Mode 8	U-NII-2C	5.47-5.725	3	802.11a	116	5580	6Mbps	-	-
Mode 9	U-NII-2C	5.47-5.725	3	802.11a	140	5700	6Mbps	-	-
Mode 10	U-NII-1	5.15-5.25	3	802.11ac VHT20	36	5180	MCS0	-	-
Mode 11	U-NII-1	5.15-5.25	3	802.11ac VHT20	44	5220	MCS0	-	-
Mode 12	U-NII-1	5.15-5.25	3	802.11ac VHT20	48	5240	MCS0	-	-
Mode 13	U-NII-2A	5.25-5.35	3	802.11ac VHT20	52	5260	MCS0	-	-
Mode 14	U-NII-2A	5.25-5.35	3	802.11ac VHT20	60	5300	MCS0	-	-
Mode 15	U-NII-2A	5.25-5.35	3	802.11ac VHT20	64	5320	MCS0	-	-
Mode 16	U-NII-2C	5.47-5.725	3	802.11ac VHT20	100	5500	MCS0	-	-
Mode 17	U-NII-2C	5.47-5.725	3	802.11ac VHT20	116	5580	MCS0	-	-
Mode 18	U-NII-2C	5.47-5.725	3	802.11ac VHT20	140	5700	MCS0	-	-
Mode 19	U-NII-1	5.15-5.25	3	802.11ac VHT40	38	5190	MCS0	-	-
Mode 20	U-NII-1	5.15-5.25	3	802.11ac VHT40	46	5230	MCS0	-	-
Mode 21	U-NII-2A	5.25-5.35	3	802.11ac VHT40	54	5270	MCS0	-	-
Mode 22	U-NII-2A	5.25-5.35	3	802.11ac VHT40	62	5310	MCS0	-	-



### Radiated Spurious Emission Test Modes

Mode	Band	Band (GHz)	Antenna	Modulation	Channel	Frequency	Data Rate	RU	Remark
Mode 23	U-NII-2C	5.47-5.725	3	802.11ac VHT40	102	5510	MCS0	-	-
Mode 24	U-NII-2C	5.47-5.725	3	802.11ac VHT40	134	5670	MCS0	-	-
Mode 25	U-NII-1	5.15-5.25	3	802.11ac VHT80	42	5210	MCS0	-	-
Mode 26	U-NII-2A	5.25-5.35	3	802.11ac VHT80	58	5290	MCS0	-	-
Mode 27	U-NII-2C	5.47-5.725	3	802.11ac VHT80	106	5530	MCS0	-	-
Mode 28	U-NII-2C	5.47-5.725	3	802.11ac VHT80	122	5610	MCS0	-	-
Mode 29	U-NII-3	5.725-5.85	3	802.11a	149	5745	6Mbps	-	-
Mode 30	U-NII-3	5.725-5.85	3	802.11a	157	5785	6Mbps	-	-
Mode 31	U-NII-3	5.725-5.85	3	802.11a	165	5825	6Mbps	-	-
Mode 32	U-NII-3	5.725-5.85	3	802.11ac VHT20	149	5745	MCS0	-	-
Mode 33	U-NII-3	5.725-5.85	3	802.11ac VHT20	157	5785	MCS0	-	-
Mode 34	U-NII-3	5.725-5.85	3	802.11ac VHT20	165	5825	MCS0	-	-
Mode 35	U-NII-3	5.725-5.85	3	802.11ac VHT40	151	5755	MCS0	-	-
Mode 36	U-NII-3	5.725-5.85	3	802.11ac VHT40	159	5795	MCS0	-	-
Mode 37	U-NII-3	5.725-5.85	3	802.11ac VHT80	155	5775	MCS0	-	-
Mode 38	Straddle channels	5.47-5.725	3	802.11a	144	5720	6Mbps	-	-
Mode 39	Straddle channels	5.47-5.725	3	802.11ac VHT20	144	5720	MCS0	-	-
Mode 40	Straddle channels	5.47-5.725	3	802.11ac VHT40	142	5710	MCS0	-	-
Mode 41	Straddle channels	5.47-5.725	3	802.11ac VHT80	138	5690	MCS0	-	-
Mode 42	UNII 2C	5.47-5.725	3	802.11ac VHT80	106	5530	MCS0	-	-
Mode 43	UNII 2C-3	5.47-5.85	3	802.11ac VHT40	151	5755	MCS0	-	-



### Summary of each worse mode

Mode	Modulation	Ch.	Freq. (MHz)	Level (dBuV/m)	Limit (dBuV/m)	Margin (dB)	Pol.	Peak Avg.	Result	Remark
1	802.11a	36	-	-	-	-	-	-	-	Band Edge
1	802.11a	36	10360.00	50.22	68.30	-18.08	H	Peak	Pass	Harmonic
2	802.11a	44	-	-	-	-	-	-	-	Band Edge
2	802.11a	44	10440.00	49.60	68.30	-18.70	V	Peak	Pass	Harmonic
3	802.11a	48	-	-	-	-	-	-	-	Band Edge
3	802.11a	48	10480.00	49.96	68.30	-18.34	H	Peak	Pass	Harmonic
4	802.11a	52	-	-	-	-	-	-	-	Band Edge
4	802.11a	52	10520.00	47.51	68.30	-20.79	V	Peak	Pass	Harmonic
5	802.11a	60	-	-	-	-	-	-	-	Band Edge
5	802.11a	60	15900.00	50.32	74.00	-23.68	H	Peak	Pass	Harmonic
6	802.11a	64	-	-	-	-	-	-	-	Band Edge
6	802.11a	64	15960.00	50.52	74.00	-23.48	H	Peak	Pass	Harmonic
7	802.11a	100	-	-	-	-	-	-	-	Band Edge
7	802.11a	100	16500.00	50.64	68.30	-17.66	V	Peak	Pass	Harmonic
8	802.11a	116	-	-	-	-	-	-	-	Band Edge
8	802.11a	116	16740.00	50.62	68.30	-17.68	H	Peak	Pass	Harmonic
9	802.11a	140	-	-	-	-	-	-	-	Band Edge
9	802.11a	140	17100.00	50.35	68.30	-17.95	H	Peak	Pass	Harmonic
10	802.11ac VHT20	36	5149.94	43.16	54.00	-10.84	H	AVERAGE	Pass	Band Edge
10	802.11ac VHT20	36	10360.00	50.09	68.30	-18.21	H	Peak	Pass	Harmonic
11	802.11ac VHT20	44	-	-	-	-	-	-	-	Band Edge
11	802.11ac VHT20	44	10440.00	48.04	68.30	-20.26	V	Peak	Pass	Harmonic



### Summary of each worse mode

Mode	Modulation	Ch.	Freq. (MHz)	Level (dBuV/m)	Limit (dBuV/m)	Margin (dB)	Pol.	Peak Avg.	Result	Remark
12	802.11ac VHT20	48	-	-	-	-	-	-	-	Band Edge
12	802.11ac VHT20	48	10480.00	48.13	68.30	-20.17	H	Peak	Pass	Harmonic
13	802.11ac VHT20	52	-	-	-	-	-	-	-	Band Edge
13	802.11ac VHT20	52	10520.00	47.64	68.30	-20.66	H	Peak	Pass	Harmonic
14	802.11ac VHT20	60	-	-	-	-	-	-	-	Band Edge
14	802.11ac VHT20	60	15900.00	50.81	74.00	-23.19	V	Peak	Pass	Harmonic
15	802.11ac VHT20	64	5361.86	42.63	54.00	-11.37	V	AVERAGE	Pass	Band Edge
15	802.11ac VHT20	64	15960.00	49.17	74.00	-24.83	V	Peak	Pass	Harmonic
16	802.11ac VHT20	100	5452.60	41.42	54.00	-12.58	V	AVERAGE	Pass	Band Edge
16	802.11ac VHT20	100	16500.00	50.46	68.30	-17.84	V	Peak	Pass	Harmonic
17	802.11ac VHT20	116	-	-	-	-	-	-	-	Band Edge
17	802.11ac VHT20	116	16740.00	50.64	68.30	-17.66	H	Peak	Pass	Harmonic
18	802.11ac VHT20	140	5725.74	54.05	68.30	-14.25	H	PEAK	Pass	Band Edge
18	802.11ac VHT20	140	17100.00	50.07	68.30	-18.23	H	Peak	Pass	Harmonic
19	802.11ac VHT40	38	5149.91	48.14	54.00	-5.86	H	AVERAGE	Pass	Band Edge
19	802.11ac VHT40	38	-	-	-	-	-	-	-	Harmonic
20	802.11ac VHT40	46	5452.64	44.13	54.00	-9.87	H	AVERAGE	Pass	Band Edge
20	802.11ac VHT40	46	-	-	-	-	-	-	-	Harmonic
21	802.11ac VHT40	54	5047.79	42.61	54.00	-11.39	V	AVERAGE	Pass	Band Edge
21	802.11ac VHT40	54	-	-	-	-	-	-	-	Harmonic
22	802.11ac VHT40	62	5350.65	45.69	54.00	-8.31	H	AVERAGE	Pass	Band Edge
22	802.11ac VHT40	62	-	-	-	-	-	-	-	Harmonic



### Summary of each worse mode

Mode	Modulation	Ch.	Freq. (MHz)	Level (dBuV/m)	Limit (dBuV/m)	Margin (dB)	Pol.	Peak Avg.	Result	Remark
23	802.11ac VHT40	102	5446.32	42.83	54.00	-11.17	V	AVERAGE	Pass	Band Edge
23	802.11ac VHT40	102	-	-	-	-	-	-	-	Harmonic
24	802.11ac VHT40	134	5446.96	43.21	54.00	-10.79	V	AVERAGE	Pass	Band Edge
24	802.11ac VHT40	134	-	-	-	-	-	-	-	Harmonic
25	802.11ac VHT80	42	5149.94	49.58	54.00	-4.42	H	AVERAGE	Pass	Band Edge
25	802.11ac VHT80	42	-	-	-	-	-	-	-	Harmonic
26	802.11ac VHT80	58	5350.52	49.66	54.00	-4.34	H	AVERAGE	Pass	Band Edge
26	802.11ac VHT80	58	-	-	-	-	-	-	-	Harmonic
27	802.11ac VHT80	106	5469.52	64.56	68.30	-3.74	V	PEAK	Pass	Band Edge
27	802.11ac VHT80	106	16590.00	50.70	68.30	-17.60	V	Peak	Pass	Harmonic
28	802.11ac VHT80	122	5400.18	41.04	54.00	-12.96	H	AVERAGE	Pass	Band Edge
28	802.11ac VHT80	122	-	-	-	-	-	-	-	Harmonic
29	802.11a	149	-	-	-	-	-	-	-	Band Edge
29	802.11a	149	17235.00	50.41	68.30	-17.89	V	Peak	Pass	Harmonic
30	802.11a	157	-	-	-	-	-	-	-	Band Edge
30	802.11a	157	17355.00	50.83	68.30	-17.47	H	Peak	Pass	Harmonic
31	802.11a	165	-	-	-	-	-	-	-	Band Edge
31	802.11a	165	17475.00	50.23	68.30	-18.07	H	Peak	Pass	Harmonic
32	802.11ac VHT20	149	5617.69	51.52	68.30	-16.78	V	PEAK	Pass	Band Edge
32	802.11ac VHT20	149	17235.00	50.38	68.30	-17.92	H	Peak	Pass	Harmonic
33	802.11ac VHT20	157	-	-	-	-	-	-	-	Band Edge
33	802.11ac VHT20	157	17355.00	50.97	68.30	-17.33	H	Peak	Pass	Harmonic



### Summary of each worse mode

Mode	Modulation	Ch.	Freq. (MHz)	Level (dBUV/m)	Limit (dBUV/m)	Margin (dB)	Pol.	Peak Avg.	Result	Remark
34	802.11ac VHT20	165	5938.38	52.34	68.30	-15.96	H	PEAK	Pass	Band Edge
34	802.11ac VHT20	165	17475.00	50.83	68.30	-17.47	V	Peak	Pass	Harmonic
35	802.11ac VHT40	151	5618.60	52.81	68.30	-15.49	V	PEAK	Pass	Band Edge
35	802.11ac VHT40	151	17265	51.74	68.30	-16.56	V	PEAK	Pass	Harmonic
36	802.11ac VHT40	159	5931.56	52.75	68.30	-15.55	H	PEAK	Pass	Band Edge
36	802.11ac VHT40	159	-	-	-	-	-	-	-	Harmonic
37	802.11ac VHT80	155	5943.00	52.47	68.30	-15.83	H	PEAK	Pass	Band Edge
37	802.11ac VHT80	155	-	-	-	-	-	-	-	Harmonic
38	802.11a	144	-	-	-	-	-	-	-	Band Edge
38	802.11a	144	17160.00	50.56	68.30	-17.74	V	Peak	Pass	Harmonic
39	802.11ac VHT20	144	5417.10	40.83	54.00	-13.17	V	Peak	Pass	Band Edge
39	802.11ac VHT20	144	17160.00	50.98	68.3	-17.32	V	Peak	Pass	Harmonic
40	802.11ac VHT40	142	5455.05	41.59	54.00	-12.41	V	Peak	Pass	Band Edge
40	802.11ac VHT40	142	-	-	-	-	-	-	-	Harmonic
41	802.11ac VHT80	138	5457.80	41.86	54.00	-12.14	H	Peak	Pass	Band Edge
41	802.11ac VHT80	138	-	-	-	-	-	-	-	Harmonic
42	802.11ac VHT80	106	49.40	26.32	40.00	-13.68	V	Peak	Pass	LF
43	802.11ac VHT40	151	50.37	25.81	40.00	-14.19	V	Peak	Pass	LF



		1																																																																																																
Mode		Harmonic																																																																																																
		U-NII-1_5.15-5.25_802.11a_CH36_5180MHz																																																																																																
Pol.	Horizontal	Vertical																																																																																																
Peak Avg	<p style="text-align: right;">Date: 2023-10-12</p> <table border="1"> <thead> <tr> <th>Limit</th> <th>Read</th> <th>Ant</th> <th>Cable</th> <th>Preamp</th> <th>APos</th> <th>TPos</th> <th>Remark</th> </tr> <tr> <th>Freq</th> <th>Level</th> <th>Line</th> <th>Margin</th> <th>Level</th> <th>Factor</th> <th>Loss</th> <th>Factor</th> </tr> <tr> <th>MHz</th> <th>dBuV/m</th> <th>dBuV/m</th> <th>dB</th> <th>dBuV</th> <th>dB/m</th> <th>dB</th> <th>dB</th> </tr> </thead> <tbody> <tr> <td>1</td> <td>10360.00</td> <td>50.22</td> <td>68.30</td> <td>-18.08</td> <td>62.46</td> <td>39.36</td> <td>12.06</td> <td>63.66</td> <td>---</td> <td>---</td> <td>Peak</td> </tr> <tr> <td>2</td> <td>15540.00</td> <td>50.83</td> <td>74.00</td> <td>-23.17</td> <td>58.19</td> <td>42.05</td> <td>14.58</td> <td>63.99</td> <td>---</td> <td>---</td> <td>Peak</td> </tr> </tbody> </table>	Limit	Read	Ant	Cable	Preamp	APos	TPos	Remark	Freq	Level	Line	Margin	Level	Factor	Loss	Factor	MHz	dBuV/m	dBuV/m	dB	dBuV	dB/m	dB	dB	1	10360.00	50.22	68.30	-18.08	62.46	39.36	12.06	63.66	---	---	Peak	2	15540.00	50.83	74.00	-23.17	58.19	42.05	14.58	63.99	---	---	Peak	<p style="text-align: right;">Date: 2023-10-12</p> <table border="1"> <thead> <tr> <th>Limit</th> <th>Read</th> <th>Ant</th> <th>Cable</th> <th>Preamp</th> <th>APos</th> <th>TPos</th> <th>Remark</th> </tr> <tr> <th>Freq</th> <th>Level</th> <th>Line</th> <th>Margin</th> <th>Level</th> <th>Factor</th> <th>Loss</th> <th>Factor</th> </tr> <tr> <th>MHz</th> <th>dBuV/m</th> <th>dBuV/m</th> <th>dB</th> <th>dBuV</th> <th>dB/m</th> <th>dB</th> <th>dB</th> </tr> </thead> <tbody> <tr> <td>1</td> <td>10360.00</td> <td>49.33</td> <td>68.30</td> <td>-18.97</td> <td>61.57</td> <td>39.36</td> <td>12.06</td> <td>63.66</td> <td>---</td> <td>---</td> <td>Peak</td> </tr> <tr> <td>2</td> <td>15540.00</td> <td>50.63</td> <td>74.00</td> <td>-23.37</td> <td>57.99</td> <td>42.05</td> <td>14.58</td> <td>63.99</td> <td>---</td> <td>---</td> <td>Peak</td> </tr> </tbody> </table>	Limit	Read	Ant	Cable	Preamp	APos	TPos	Remark	Freq	Level	Line	Margin	Level	Factor	Loss	Factor	MHz	dBuV/m	dBuV/m	dB	dBuV	dB/m	dB	dB	1	10360.00	49.33	68.30	-18.97	61.57	39.36	12.06	63.66	---	---	Peak	2	15540.00	50.63	74.00	-23.37	57.99	42.05	14.58	63.99	---	---	Peak
	Limit	Read	Ant	Cable	Preamp	APos	TPos	Remark																																																																																										
Freq	Level	Line	Margin	Level	Factor	Loss	Factor																																																																																											
MHz	dBuV/m	dBuV/m	dB	dBuV	dB/m	dB	dB																																																																																											
1	10360.00	50.22	68.30	-18.08	62.46	39.36	12.06	63.66	---	---	Peak																																																																																							
2	15540.00	50.83	74.00	-23.17	58.19	42.05	14.58	63.99	---	---	Peak																																																																																							
Limit	Read	Ant	Cable	Preamp	APos	TPos	Remark																																																																																											
Freq	Level	Line	Margin	Level	Factor	Loss	Factor																																																																																											
MHz	dBuV/m	dBuV/m	dB	dBuV	dB/m	dB	dB																																																																																											
1	10360.00	49.33	68.30	-18.97	61.57	39.36	12.06	63.66	---	---	Peak																																																																																							
2	15540.00	50.63	74.00	-23.37	57.99	42.05	14.58	63.99	---	---	Peak																																																																																							





Mode	2																																																																																																	
	Harmonic																																																																																																	
	U-NII-1_5.15-5.25_802.11a_CH44_5220MHz																																																																																																	
Pol.	Horizontal	Vertical																																																																																																
Peak Avg	<p>Date: 2023-10-12</p> <table border="1"> <thead> <tr> <th>Limit</th> <th>Read</th> <th>Ant</th> <th>Cable</th> <th>Preamp</th> <th>APos</th> <th>TPos</th> <th>Remark</th> </tr> <tr> <th>Freq</th> <th>Level</th> <th>Line</th> <th>Margin</th> <th>Level</th> <th>Factor</th> <th>Loss</th> <th>Factor</th> </tr> <tr> <th>MHz</th> <th>dBuV/m</th> <th>dBuV/m</th> <th>dB</th> <th>dBuV</th> <th>dB/m</th> <th>dB</th> <th>dB</th> </tr> </thead> <tbody> <tr> <td>1</td> <td>10440.00</td> <td>48.99</td> <td>68.30</td> <td>-19.31</td> <td>61.06</td> <td>39.44</td> <td>12.12</td> <td>63.63</td> <td>---</td> <td>---</td> <td>Peak</td> </tr> <tr> <td>2</td> <td>15660.00</td> <td>50.04</td> <td>74.00</td> <td>-23.96</td> <td>57.24</td> <td>42.19</td> <td>14.64</td> <td>64.03</td> <td>---</td> <td>---</td> <td>Peak</td> </tr> </tbody> </table>	Limit	Read	Ant	Cable	Preamp	APos	TPos	Remark	Freq	Level	Line	Margin	Level	Factor	Loss	Factor	MHz	dBuV/m	dBuV/m	dB	dBuV	dB/m	dB	dB	1	10440.00	48.99	68.30	-19.31	61.06	39.44	12.12	63.63	---	---	Peak	2	15660.00	50.04	74.00	-23.96	57.24	42.19	14.64	64.03	---	---	Peak	<p>Date: 2023-10-12</p> <table border="1"> <thead> <tr> <th>Limit</th> <th>Read</th> <th>Ant</th> <th>Cable</th> <th>Preamp</th> <th>APos</th> <th>TPos</th> <th>Remark</th> </tr> <tr> <th>Freq</th> <th>Level</th> <th>Line</th> <th>Margin</th> <th>Level</th> <th>Factor</th> <th>Loss</th> <th>Factor</th> </tr> <tr> <th>MHz</th> <th>dBuV/m</th> <th>dBuV/m</th> <th>dB</th> <th>dBuV</th> <th>dB/m</th> <th>dB</th> <th>dB</th> </tr> </thead> <tbody> <tr> <td>1</td> <td>10440.00</td> <td>49.60</td> <td>68.30</td> <td>-18.70</td> <td>61.67</td> <td>39.44</td> <td>12.12</td> <td>63.63</td> <td>---</td> <td>---</td> <td>Peak</td> </tr> <tr> <td>2</td> <td>15660.00</td> <td>50.55</td> <td>74.00</td> <td>-23.45</td> <td>57.75</td> <td>42.19</td> <td>14.64</td> <td>64.03</td> <td>---</td> <td>---</td> <td>Peak</td> </tr> </tbody> </table>	Limit	Read	Ant	Cable	Preamp	APos	TPos	Remark	Freq	Level	Line	Margin	Level	Factor	Loss	Factor	MHz	dBuV/m	dBuV/m	dB	dBuV	dB/m	dB	dB	1	10440.00	49.60	68.30	-18.70	61.67	39.44	12.12	63.63	---	---	Peak	2	15660.00	50.55	74.00	-23.45	57.75	42.19	14.64	64.03	---	---	Peak
Limit	Read	Ant	Cable	Preamp	APos	TPos	Remark																																																																																											
Freq	Level	Line	Margin	Level	Factor	Loss	Factor																																																																																											
MHz	dBuV/m	dBuV/m	dB	dBuV	dB/m	dB	dB																																																																																											
1	10440.00	48.99	68.30	-19.31	61.06	39.44	12.12	63.63	---	---	Peak																																																																																							
2	15660.00	50.04	74.00	-23.96	57.24	42.19	14.64	64.03	---	---	Peak																																																																																							
Limit	Read	Ant	Cable	Preamp	APos	TPos	Remark																																																																																											
Freq	Level	Line	Margin	Level	Factor	Loss	Factor																																																																																											
MHz	dBuV/m	dBuV/m	dB	dBuV	dB/m	dB	dB																																																																																											
1	10440.00	49.60	68.30	-18.70	61.67	39.44	12.12	63.63	---	---	Peak																																																																																							
2	15660.00	50.55	74.00	-23.45	57.75	42.19	14.64	64.03	---	---	Peak																																																																																							



Mode	3																																																																																																					
	Harmonic																																																																																																					
	U-NII-1_5.15-5.25_802.11a_CH48_5240MHz																																																																																																					
Pol.	Horizontal	Vertical																																																																																																				
Peak Avg	<p>Date: 2023-10-12</p> <table border="1"> <thead> <tr> <th>Limit</th> <th>Read</th> <th>Ant</th> <th>Cable</th> <th>Preamp</th> <th>APos</th> <th>TPos</th> <th>Remark</th> </tr> <tr> <th>Freq</th> <th>Level</th> <th>Line</th> <th>Margin</th> <th>Level</th> <th>Factor</th> <th>Loss</th> <th>Factor</th> </tr> <tr> <th>MHz</th> <th>dBuV/m</th> <th>dBuV/m</th> <th>dB</th> <th>dBuV</th> <th>dB/m</th> <th>dB</th> <th>dB</th> <th>cm</th> <th>deg</th> </tr> </thead> <tbody> <tr> <td>1</td> <td>10480.00</td> <td>49.96</td> <td>68.30</td> <td>-18.34</td> <td>61.94</td> <td>39.48</td> <td>12.15</td> <td>63.61</td> <td>---</td> <td>---</td> <td>Peak</td> </tr> <tr> <td>2</td> <td>15720.00</td> <td>50.07</td> <td>74.00</td> <td>-23.93</td> <td>57.20</td> <td>42.26</td> <td>14.66</td> <td>64.05</td> <td>---</td> <td>---</td> <td>Peak</td> </tr> </tbody> </table>	Limit	Read	Ant	Cable	Preamp	APos	TPos	Remark	Freq	Level	Line	Margin	Level	Factor	Loss	Factor	MHz	dBuV/m	dBuV/m	dB	dBuV	dB/m	dB	dB	cm	deg	1	10480.00	49.96	68.30	-18.34	61.94	39.48	12.15	63.61	---	---	Peak	2	15720.00	50.07	74.00	-23.93	57.20	42.26	14.66	64.05	---	---	Peak	<p>Date: 2023-10-12</p> <table border="1"> <thead> <tr> <th>Limit</th> <th>Read</th> <th>Ant</th> <th>Cable</th> <th>Preamp</th> <th>APos</th> <th>TPos</th> <th>Remark</th> </tr> <tr> <th>Freq</th> <th>Level</th> <th>Line</th> <th>Margin</th> <th>Level</th> <th>Factor</th> <th>Loss</th> <th>Factor</th> </tr> <tr> <th>MHz</th> <th>dBuV/m</th> <th>dBuV/m</th> <th>dB</th> <th>dBuV</th> <th>dB/m</th> <th>dB</th> <th>dB</th> <th>cm</th> <th>deg</th> </tr> </thead> <tbody> <tr> <td>1</td> <td>10480.00</td> <td>48.45</td> <td>68.30</td> <td>-19.85</td> <td>60.43</td> <td>39.48</td> <td>12.15</td> <td>63.61</td> <td>---</td> <td>---</td> <td>Peak</td> </tr> <tr> <td>2</td> <td>15720.00</td> <td>50.17</td> <td>74.00</td> <td>-23.83</td> <td>57.30</td> <td>42.26</td> <td>14.66</td> <td>64.05</td> <td>---</td> <td>---</td> <td>Peak</td> </tr> </tbody> </table>	Limit	Read	Ant	Cable	Preamp	APos	TPos	Remark	Freq	Level	Line	Margin	Level	Factor	Loss	Factor	MHz	dBuV/m	dBuV/m	dB	dBuV	dB/m	dB	dB	cm	deg	1	10480.00	48.45	68.30	-19.85	60.43	39.48	12.15	63.61	---	---	Peak	2	15720.00	50.17	74.00	-23.83	57.30	42.26	14.66	64.05	---	---	Peak
Limit	Read	Ant	Cable	Preamp	APos	TPos	Remark																																																																																															
Freq	Level	Line	Margin	Level	Factor	Loss	Factor																																																																																															
MHz	dBuV/m	dBuV/m	dB	dBuV	dB/m	dB	dB	cm	deg																																																																																													
1	10480.00	49.96	68.30	-18.34	61.94	39.48	12.15	63.61	---	---	Peak																																																																																											
2	15720.00	50.07	74.00	-23.93	57.20	42.26	14.66	64.05	---	---	Peak																																																																																											
Limit	Read	Ant	Cable	Preamp	APos	TPos	Remark																																																																																															
Freq	Level	Line	Margin	Level	Factor	Loss	Factor																																																																																															
MHz	dBuV/m	dBuV/m	dB	dBuV	dB/m	dB	dB	cm	deg																																																																																													
1	10480.00	48.45	68.30	-19.85	60.43	39.48	12.15	63.61	---	---	Peak																																																																																											
2	15720.00	50.17	74.00	-23.83	57.30	42.26	14.66	64.05	---	---	Peak																																																																																											



Mode	4																																																																																																	
	Harmonic																																																																																																	
	U-NII-2A_5.25-5.35_802.11a_CH52_5260MHz																																																																																																	
Pol.	Horizontal	Vertical																																																																																																
Peak Avg	<p>Date: 2023-10-12</p> <table border="1"> <thead> <tr> <th>Limit</th> <th>Read</th> <th>Ant</th> <th>Cable</th> <th>Preamp</th> <th>APos</th> <th>TPos</th> <th>Remark</th> </tr> <tr> <th>Freq</th> <th>Level</th> <th>Line</th> <th>Margin</th> <th>Level</th> <th>Factor</th> <th>Loss</th> <th>Factor</th> </tr> <tr> <th>MHz</th> <th>dBuV/m</th> <th>dBuV/m</th> <th>dB</th> <th>dBuV</th> <th>dB/m</th> <th>dB</th> <th>dB</th> </tr> </thead> <tbody> <tr> <td>1</td> <td>10520.00</td> <td>47.35</td> <td>68.30</td> <td>-20.95</td> <td>59.27</td> <td>39.50</td> <td>12.18</td> <td>63.60</td> <td>---</td> <td>---</td> <td>Peak</td> </tr> <tr> <td>2</td> <td>15780.00</td> <td>50.06</td> <td>74.00</td> <td>-23.94</td> <td>57.10</td> <td>42.34</td> <td>14.69</td> <td>64.07</td> <td>---</td> <td>---</td> <td>Peak</td> </tr> </tbody> </table>	Limit	Read	Ant	Cable	Preamp	APos	TPos	Remark	Freq	Level	Line	Margin	Level	Factor	Loss	Factor	MHz	dBuV/m	dBuV/m	dB	dBuV	dB/m	dB	dB	1	10520.00	47.35	68.30	-20.95	59.27	39.50	12.18	63.60	---	---	Peak	2	15780.00	50.06	74.00	-23.94	57.10	42.34	14.69	64.07	---	---	Peak	<p>Date: 2023-10-12</p> <table border="1"> <thead> <tr> <th>Limit</th> <th>Read</th> <th>Ant</th> <th>Cable</th> <th>Preamp</th> <th>APos</th> <th>TPos</th> <th>Remark</th> </tr> <tr> <th>Freq</th> <th>Level</th> <th>Line</th> <th>Margin</th> <th>Level</th> <th>Factor</th> <th>Loss</th> <th>Factor</th> </tr> <tr> <th>MHz</th> <th>dBuV/m</th> <th>dBuV/m</th> <th>dB</th> <th>dBuV</th> <th>dB/m</th> <th>dB</th> <th>dB</th> </tr> </thead> <tbody> <tr> <td>1</td> <td>10520.00</td> <td>47.51</td> <td>68.30</td> <td>-20.79</td> <td>59.43</td> <td>39.50</td> <td>12.18</td> <td>63.60</td> <td>---</td> <td>---</td> <td>Peak</td> </tr> <tr> <td>2</td> <td>15780.00</td> <td>50.11</td> <td>74.00</td> <td>-23.89</td> <td>57.15</td> <td>42.34</td> <td>14.69</td> <td>64.07</td> <td>---</td> <td>---</td> <td>Peak</td> </tr> </tbody> </table>	Limit	Read	Ant	Cable	Preamp	APos	TPos	Remark	Freq	Level	Line	Margin	Level	Factor	Loss	Factor	MHz	dBuV/m	dBuV/m	dB	dBuV	dB/m	dB	dB	1	10520.00	47.51	68.30	-20.79	59.43	39.50	12.18	63.60	---	---	Peak	2	15780.00	50.11	74.00	-23.89	57.15	42.34	14.69	64.07	---	---	Peak
Limit	Read	Ant	Cable	Preamp	APos	TPos	Remark																																																																																											
Freq	Level	Line	Margin	Level	Factor	Loss	Factor																																																																																											
MHz	dBuV/m	dBuV/m	dB	dBuV	dB/m	dB	dB																																																																																											
1	10520.00	47.35	68.30	-20.95	59.27	39.50	12.18	63.60	---	---	Peak																																																																																							
2	15780.00	50.06	74.00	-23.94	57.10	42.34	14.69	64.07	---	---	Peak																																																																																							
Limit	Read	Ant	Cable	Preamp	APos	TPos	Remark																																																																																											
Freq	Level	Line	Margin	Level	Factor	Loss	Factor																																																																																											
MHz	dBuV/m	dBuV/m	dB	dBuV	dB/m	dB	dB																																																																																											
1	10520.00	47.51	68.30	-20.79	59.43	39.50	12.18	63.60	---	---	Peak																																																																																							
2	15780.00	50.11	74.00	-23.89	57.15	42.34	14.69	64.07	---	---	Peak																																																																																							



Mode		5																																																																																																	
		Harmonic																																																																																																	
		U-NII-2A_5.25-5.35_802.11a_CH60_5300MHz																																																																																																	
Pol.	Horizontal		Vertical																																																																																																
Peak Avg																																																																																																			
	<table border="1"> <thead> <tr> <th>Limit</th> <th>Read</th> <th>Ant</th> <th>Cable</th> <th>Preamp</th> <th>APos</th> <th>TPos</th> <th>Remark</th> </tr> <tr> <th>Freq</th> <th>Level</th> <th>Line</th> <th>Margin</th> <th>Level</th> <th>Factor</th> <th>Loss</th> <th>Factor</th> </tr> <tr> <th>MHz</th> <th>dBuV/m</th> <th>dBuV/m</th> <th>dB</th> <th>dBuV</th> <th>dB/m</th> <th>dB</th> <th>dB</th> </tr> </thead> <tbody> <tr> <td>1</td> <td>10600.00</td> <td>48.98</td> <td>74.00</td> <td>-25.02</td> <td>60.80</td> <td>39.52</td> <td>12.23</td> <td>63.57</td> <td>---</td> <td>---</td> <td>Peak</td> </tr> <tr> <td>2</td> <td>15900.00</td> <td>50.32</td> <td>74.00</td> <td>-23.68</td> <td>57.20</td> <td>42.48</td> <td>14.75</td> <td>64.11</td> <td>---</td> <td>---</td> <td>Peak</td> </tr> </tbody> </table>		Limit	Read	Ant	Cable	Preamp	APos	TPos	Remark	Freq	Level	Line	Margin	Level	Factor	Loss	Factor	MHz	dBuV/m	dBuV/m	dB	dBuV	dB/m	dB	dB	1	10600.00	48.98	74.00	-25.02	60.80	39.52	12.23	63.57	---	---	Peak	2	15900.00	50.32	74.00	-23.68	57.20	42.48	14.75	64.11	---	---	Peak	<table border="1"> <thead> <tr> <th>Limit</th> <th>Read</th> <th>Ant</th> <th>Cable</th> <th>Preamp</th> <th>APos</th> <th>TPos</th> <th>Remark</th> </tr> <tr> <th>Freq</th> <th>Level</th> <th>Line</th> <th>Margin</th> <th>Level</th> <th>Factor</th> <th>Loss</th> <th>Factor</th> </tr> <tr> <th>MHz</th> <th>dBuV/m</th> <th>dBuV/m</th> <th>dB</th> <th>dBuV</th> <th>dB/m</th> <th>dB</th> <th>dB</th> </tr> </thead> <tbody> <tr> <td>1</td> <td>10600.00</td> <td>47.91</td> <td>74.00</td> <td>-26.09</td> <td>59.73</td> <td>39.52</td> <td>12.23</td> <td>63.57</td> <td>---</td> <td>---</td> <td>Peak</td> </tr> <tr> <td>2</td> <td>15900.00</td> <td>50.15</td> <td>74.00</td> <td>-23.85</td> <td>57.03</td> <td>42.48</td> <td>14.75</td> <td>64.11</td> <td>---</td> <td>---</td> <td>Peak</td> </tr> </tbody> </table>		Limit	Read	Ant	Cable	Preamp	APos	TPos	Remark	Freq	Level	Line	Margin	Level	Factor	Loss	Factor	MHz	dBuV/m	dBuV/m	dB	dBuV	dB/m	dB	dB	1	10600.00	47.91	74.00	-26.09	59.73	39.52	12.23	63.57	---	---	Peak	2	15900.00	50.15	74.00	-23.85	57.03	42.48	14.75	64.11	---	---
Limit	Read	Ant	Cable	Preamp	APos	TPos	Remark																																																																																												
Freq	Level	Line	Margin	Level	Factor	Loss	Factor																																																																																												
MHz	dBuV/m	dBuV/m	dB	dBuV	dB/m	dB	dB																																																																																												
1	10600.00	48.98	74.00	-25.02	60.80	39.52	12.23	63.57	---	---	Peak																																																																																								
2	15900.00	50.32	74.00	-23.68	57.20	42.48	14.75	64.11	---	---	Peak																																																																																								
Limit	Read	Ant	Cable	Preamp	APos	TPos	Remark																																																																																												
Freq	Level	Line	Margin	Level	Factor	Loss	Factor																																																																																												
MHz	dBuV/m	dBuV/m	dB	dBuV	dB/m	dB	dB																																																																																												
1	10600.00	47.91	74.00	-26.09	59.73	39.52	12.23	63.57	---	---	Peak																																																																																								
2	15900.00	50.15	74.00	-23.85	57.03	42.48	14.75	64.11	---	---	Peak																																																																																								



Mode		6																																																																																																							
		Harmonic																																																																																																							
		U-NII-2A_5.25-5.35_802.11a_CH64_5320MHz																																																																																																							
Pol.	Horizontal					Vertical																																																																																																			
Peak Avg																																																																																																									
	<table border="1"> <thead> <tr> <th>Limit</th> <th>Read</th> <th>Ant</th> <th>Cable</th> <th>Preamp</th> <th>APos</th> <th>TPos</th> <th>Remark</th> </tr> <tr> <th>Freq</th> <th>Level</th> <th>Line</th> <th>Margin</th> <th>Level</th> <th>Factor</th> <th>Loss</th> <th>Factor</th> </tr> <tr> <th>MHz</th> <th>dBuV/m</th> <th>dBuV/m</th> <th>dB</th> <th>dBuV</th> <th>dB/m</th> <th>dB</th> <th>dB</th> </tr> </thead> <tbody> <tr> <td>1</td> <td>10640.00</td> <td>48.18</td> <td>74.00</td> <td>-25.82</td> <td>59.94</td> <td>39.53</td> <td>12.26</td> <td>63.55</td> <td>---</td> <td>---</td> <td>Peak</td> </tr> <tr> <td>2</td> <td>15960.00</td> <td>50.52</td> <td>74.00</td> <td>-23.48</td> <td>57.33</td> <td>42.55</td> <td>14.77</td> <td>64.13</td> <td>---</td> <td>---</td> <td>Peak</td> </tr> </tbody> </table>					Limit	Read	Ant	Cable	Preamp	APos	TPos	Remark	Freq	Level	Line	Margin	Level	Factor	Loss	Factor	MHz	dBuV/m	dBuV/m	dB	dBuV	dB/m	dB	dB	1	10640.00	48.18	74.00	-25.82	59.94	39.53	12.26	63.55	---	---	Peak	2	15960.00	50.52	74.00	-23.48	57.33	42.55	14.77	64.13	---	---	Peak	<table border="1"> <thead> <tr> <th>Limit</th> <th>Read</th> <th>Ant</th> <th>Cable</th> <th>Preamp</th> <th>APos</th> <th>TPos</th> <th>Remark</th> </tr> <tr> <th>Freq</th> <th>Level</th> <th>Line</th> <th>Margin</th> <th>Level</th> <th>Factor</th> <th>Loss</th> <th>Factor</th> </tr> <tr> <th>MHz</th> <th>dBuV/m</th> <th>dBuV/m</th> <th>dB</th> <th>dBuV</th> <th>dB/m</th> <th>dB</th> <th>dB</th> </tr> </thead> <tbody> <tr> <td>1</td> <td>10640.00</td> <td>47.56</td> <td>74.00</td> <td>-26.44</td> <td>59.32</td> <td>39.53</td> <td>12.26</td> <td>63.55</td> <td>---</td> <td>---</td> <td>Peak</td> </tr> <tr> <td>2</td> <td>15960.00</td> <td>49.82</td> <td>74.00</td> <td>-24.18</td> <td>56.63</td> <td>42.55</td> <td>14.77</td> <td>64.13</td> <td>---</td> <td>---</td> <td>Peak</td> </tr> </tbody> </table>					Limit	Read	Ant	Cable	Preamp	APos	TPos	Remark	Freq	Level	Line	Margin	Level	Factor	Loss	Factor	MHz	dBuV/m	dBuV/m	dB	dBuV	dB/m	dB	dB	1	10640.00	47.56	74.00	-26.44	59.32	39.53	12.26	63.55	---	---	Peak	2	15960.00	49.82	74.00	-24.18	56.63	42.55	14.77	64.13	---	---
Limit	Read	Ant	Cable	Preamp	APos	TPos	Remark																																																																																																		
Freq	Level	Line	Margin	Level	Factor	Loss	Factor																																																																																																		
MHz	dBuV/m	dBuV/m	dB	dBuV	dB/m	dB	dB																																																																																																		
1	10640.00	48.18	74.00	-25.82	59.94	39.53	12.26	63.55	---	---	Peak																																																																																														
2	15960.00	50.52	74.00	-23.48	57.33	42.55	14.77	64.13	---	---	Peak																																																																																														
Limit	Read	Ant	Cable	Preamp	APos	TPos	Remark																																																																																																		
Freq	Level	Line	Margin	Level	Factor	Loss	Factor																																																																																																		
MHz	dBuV/m	dBuV/m	dB	dBuV	dB/m	dB	dB																																																																																																		
1	10640.00	47.56	74.00	-26.44	59.32	39.53	12.26	63.55	---	---	Peak																																																																																														
2	15960.00	49.82	74.00	-24.18	56.63	42.55	14.77	64.13	---	---	Peak																																																																																														



Mode		7																																																																																					
		Harmonic																																																																																					
		U-NII-2C_5.47-5.725_802.11a_CH100_5500MHz																																																																																					
Pol.	Horizontal		Vertical																																																																																				
Peak Avg																																																																																							
	<table border="1"> <thead> <tr> <th>Limit</th> <th>Read</th> <th>Ant</th> <th>Cable</th> <th>Preamp</th> <th>APos</th> <th>TPos</th> <th>Remark</th> </tr> <tr> <th>Freq Level</th> <th>Line</th> <th>Margin</th> <th>Level</th> <th>Factor</th> <th>Loss</th> <th>Factor</th> <th></th> </tr> <tr> <th>MHz</th> <th>dBuV/m</th> <th>dBuV/m</th> <th>dB</th> <th>dBuV</th> <th>dB/m</th> <th>dB</th> <th>cm</th> </tr> </thead> <tbody> <tr> <td>1 11000.00</td> <td>49.31</td> <td>74.00</td> <td>-24.69</td> <td>60.61</td> <td>39.60</td> <td>12.52</td> <td>63.42</td> <td>--- Peak</td> </tr> <tr> <td>2 16500.00</td> <td>50.29</td> <td>68.30</td> <td>-18.01</td> <td>56.53</td> <td>43.25</td> <td>15.17</td> <td>64.66</td> <td>--- Peak</td> </tr> </tbody> </table>		Limit	Read	Ant	Cable	Preamp	APos	TPos	Remark	Freq Level	Line	Margin	Level	Factor	Loss	Factor		MHz	dBuV/m	dBuV/m	dB	dBuV	dB/m	dB	cm	1 11000.00	49.31	74.00	-24.69	60.61	39.60	12.52	63.42	--- Peak	2 16500.00	50.29	68.30	-18.01	56.53	43.25	15.17	64.66	--- Peak	<table border="1"> <thead> <tr> <th>Limit</th> <th>Read</th> <th>Ant</th> <th>Cable</th> <th>Preamp</th> <th>APos</th> <th>TPos</th> <th>Remark</th> </tr> <tr> <th>Freq Level</th> <th>Line</th> <th>Margin</th> <th>Level</th> <th>Factor</th> <th>Loss</th> <th>Factor</th> <th></th> </tr> <tr> <th>MHz</th> <th>dBuV/m</th> <th>dBuV/m</th> <th>dB</th> <th>dBuV</th> <th>dB/m</th> <th>dB</th> <th>cm</th> </tr> </thead> <tbody> <tr> <td>1 11000.00</td> <td>49.58</td> <td>74.00</td> <td>-24.42</td> <td>60.88</td> <td>39.60</td> <td>12.52</td> <td>63.42</td> <td>--- Peak</td> </tr> <tr> <td>2 16500.00</td> <td>50.64</td> <td>68.30</td> <td>-17.66</td> <td>56.88</td> <td>43.25</td> <td>15.17</td> <td>64.66</td> <td>--- Peak</td> </tr> </tbody> </table>		Limit	Read	Ant	Cable	Preamp	APos	TPos	Remark	Freq Level	Line	Margin	Level	Factor	Loss	Factor		MHz	dBuV/m	dBuV/m	dB	dBuV	dB/m	dB	cm	1 11000.00	49.58	74.00	-24.42	60.88	39.60	12.52	63.42	--- Peak	2 16500.00	50.64	68.30	-17.66	56.88	43.25	15.17	64.66
Limit	Read	Ant	Cable	Preamp	APos	TPos	Remark																																																																																
Freq Level	Line	Margin	Level	Factor	Loss	Factor																																																																																	
MHz	dBuV/m	dBuV/m	dB	dBuV	dB/m	dB	cm																																																																																
1 11000.00	49.31	74.00	-24.69	60.61	39.60	12.52	63.42	--- Peak																																																																															
2 16500.00	50.29	68.30	-18.01	56.53	43.25	15.17	64.66	--- Peak																																																																															
Limit	Read	Ant	Cable	Preamp	APos	TPos	Remark																																																																																
Freq Level	Line	Margin	Level	Factor	Loss	Factor																																																																																	
MHz	dBuV/m	dBuV/m	dB	dBuV	dB/m	dB	cm																																																																																
1 11000.00	49.58	74.00	-24.42	60.88	39.60	12.52	63.42	--- Peak																																																																															
2 16500.00	50.64	68.30	-17.66	56.88	43.25	15.17	64.66	--- Peak																																																																															



Mode	8																																																																																																	
	Harmonic																																																																																																	
	U-NII-2C_5.47-5.725_802.11a_CH116_5580MHz																																																																																																	
Pol.	Horizontal	Vertical																																																																																																
Peak Avg	<p>Date: 2023-10-19</p> <table border="1"> <thead> <tr> <th>Limit</th> <th>Read</th> <th>Ant</th> <th>Cable</th> <th>Preamp</th> <th>APos</th> <th>TPos</th> <th>Remark</th> </tr> <tr> <th>Freq</th> <th>Level</th> <th>Line</th> <th>Margin</th> <th>Level</th> <th>Factor</th> <th>Loss</th> <th>Factor</th> </tr> <tr> <th>MHz</th> <th>dBuV/m</th> <th>dBuV/m</th> <th>dB</th> <th>dBuV</th> <th>dB/m</th> <th>dB</th> <th>dB</th> </tr> </thead> <tbody> <tr> <td>1</td> <td>11160.00</td> <td>48.62</td> <td>74.00</td> <td>-25.38</td> <td>59.81</td> <td>39.60</td> <td>12.64</td> <td>63.43</td> <td>---</td> <td>---</td> <td>Peak</td> </tr> <tr> <td>2</td> <td>16740.00</td> <td>50.62</td> <td>68.30</td> <td>-17.68</td> <td>56.62</td> <td>43.56</td> <td>15.35</td> <td>64.91</td> <td>---</td> <td>---</td> <td>Peak</td> </tr> </tbody> </table>	Limit	Read	Ant	Cable	Preamp	APos	TPos	Remark	Freq	Level	Line	Margin	Level	Factor	Loss	Factor	MHz	dBuV/m	dBuV/m	dB	dBuV	dB/m	dB	dB	1	11160.00	48.62	74.00	-25.38	59.81	39.60	12.64	63.43	---	---	Peak	2	16740.00	50.62	68.30	-17.68	56.62	43.56	15.35	64.91	---	---	Peak	<p>Date: 2023-10-19</p> <table border="1"> <thead> <tr> <th>Limit</th> <th>Read</th> <th>Ant</th> <th>Cable</th> <th>Preamp</th> <th>APos</th> <th>TPos</th> <th>Remark</th> </tr> <tr> <th>Freq</th> <th>Level</th> <th>Line</th> <th>Margin</th> <th>Level</th> <th>Factor</th> <th>Loss</th> <th>Factor</th> </tr> <tr> <th>MHz</th> <th>dBuV/m</th> <th>dBuV/m</th> <th>dB</th> <th>dBuV</th> <th>dB/m</th> <th>dB</th> <th>dB</th> </tr> </thead> <tbody> <tr> <td>1</td> <td>11160.00</td> <td>48.58</td> <td>74.00</td> <td>-25.42</td> <td>59.77</td> <td>39.60</td> <td>12.64</td> <td>63.43</td> <td>---</td> <td>---</td> <td>Peak</td> </tr> <tr> <td>2</td> <td>16740.00</td> <td>50.02</td> <td>68.30</td> <td>-18.28</td> <td>56.02</td> <td>43.56</td> <td>15.35</td> <td>64.91</td> <td>---</td> <td>---</td> <td>Peak</td> </tr> </tbody> </table>	Limit	Read	Ant	Cable	Preamp	APos	TPos	Remark	Freq	Level	Line	Margin	Level	Factor	Loss	Factor	MHz	dBuV/m	dBuV/m	dB	dBuV	dB/m	dB	dB	1	11160.00	48.58	74.00	-25.42	59.77	39.60	12.64	63.43	---	---	Peak	2	16740.00	50.02	68.30	-18.28	56.02	43.56	15.35	64.91	---	---	Peak
Limit	Read	Ant	Cable	Preamp	APos	TPos	Remark																																																																																											
Freq	Level	Line	Margin	Level	Factor	Loss	Factor																																																																																											
MHz	dBuV/m	dBuV/m	dB	dBuV	dB/m	dB	dB																																																																																											
1	11160.00	48.62	74.00	-25.38	59.81	39.60	12.64	63.43	---	---	Peak																																																																																							
2	16740.00	50.62	68.30	-17.68	56.62	43.56	15.35	64.91	---	---	Peak																																																																																							
Limit	Read	Ant	Cable	Preamp	APos	TPos	Remark																																																																																											
Freq	Level	Line	Margin	Level	Factor	Loss	Factor																																																																																											
MHz	dBuV/m	dBuV/m	dB	dBuV	dB/m	dB	dB																																																																																											
1	11160.00	48.58	74.00	-25.42	59.77	39.60	12.64	63.43	---	---	Peak																																																																																							
2	16740.00	50.02	68.30	-18.28	56.02	43.56	15.35	64.91	---	---	Peak																																																																																							



Mode		9																																																																																																	
		Harmonic																																																																																																	
		U-NII-2C_5.47-5.725_802.11a_CH140_5700MHz																																																																																																	
Pol.	Horizontal		Vertical																																																																																																
Peak Avg																																																																																																			
	<table border="1"> <thead> <tr> <th>Limit</th> <th>Read</th> <th>Ant</th> <th>Cable</th> <th>Preamp</th> <th>APos</th> <th>TPos</th> <th>Remark</th> </tr> <tr> <th>Freq</th> <th>Level</th> <th>Line</th> <th>Margin</th> <th>Level</th> <th>Factor</th> <th>Loss</th> <th>Factor</th> </tr> <tr> <th>MHz</th> <th>dBuV/m</th> <th>dBuV/m</th> <th>dB</th> <th>dBuV</th> <th>dB/m</th> <th>dB</th> <th>dB</th> </tr> </thead> <tbody> <tr> <td>1</td> <td>11400.00</td> <td>49.96</td> <td>74.00</td> <td>-24.04</td> <td>60.99</td> <td>39.60</td> <td>12.81</td> <td>63.44</td> <td>---</td> <td>---</td> <td>Peak</td> </tr> <tr> <td>2</td> <td>17100.00</td> <td>50.35</td> <td>68.30</td> <td>-17.95</td> <td>55.94</td> <td>44.02</td> <td>15.62</td> <td>65.23</td> <td>---</td> <td>---</td> <td>Peak</td> </tr> </tbody> </table>		Limit	Read	Ant	Cable	Preamp	APos	TPos	Remark	Freq	Level	Line	Margin	Level	Factor	Loss	Factor	MHz	dBuV/m	dBuV/m	dB	dBuV	dB/m	dB	dB	1	11400.00	49.96	74.00	-24.04	60.99	39.60	12.81	63.44	---	---	Peak	2	17100.00	50.35	68.30	-17.95	55.94	44.02	15.62	65.23	---	---	Peak	<table border="1"> <thead> <tr> <th>Limit</th> <th>Read</th> <th>Ant</th> <th>Cable</th> <th>Preamp</th> <th>APos</th> <th>TPos</th> <th>Remark</th> </tr> <tr> <th>Freq</th> <th>Level</th> <th>Line</th> <th>Margin</th> <th>Level</th> <th>Factor</th> <th>Loss</th> <th>Factor</th> </tr> <tr> <th>MHz</th> <th>dBuV/m</th> <th>dBuV/m</th> <th>dB</th> <th>dBuV</th> <th>dB/m</th> <th>dB</th> <th>dB</th> </tr> </thead> <tbody> <tr> <td>1</td> <td>11400.00</td> <td>47.79</td> <td>74.00</td> <td>-26.21</td> <td>58.82</td> <td>39.60</td> <td>12.81</td> <td>63.44</td> <td>---</td> <td>---</td> <td>Peak</td> </tr> <tr> <td>2</td> <td>17100.00</td> <td>50.11</td> <td>68.30</td> <td>-18.19</td> <td>55.70</td> <td>44.02</td> <td>15.62</td> <td>65.23</td> <td>---</td> <td>---</td> <td>Peak</td> </tr> </tbody> </table>		Limit	Read	Ant	Cable	Preamp	APos	TPos	Remark	Freq	Level	Line	Margin	Level	Factor	Loss	Factor	MHz	dBuV/m	dBuV/m	dB	dBuV	dB/m	dB	dB	1	11400.00	47.79	74.00	-26.21	58.82	39.60	12.81	63.44	---	---	Peak	2	17100.00	50.11	68.30	-18.19	55.70	44.02	15.62	65.23	---	---
Limit	Read	Ant	Cable	Preamp	APos	TPos	Remark																																																																																												
Freq	Level	Line	Margin	Level	Factor	Loss	Factor																																																																																												
MHz	dBuV/m	dBuV/m	dB	dBuV	dB/m	dB	dB																																																																																												
1	11400.00	49.96	74.00	-24.04	60.99	39.60	12.81	63.44	---	---	Peak																																																																																								
2	17100.00	50.35	68.30	-17.95	55.94	44.02	15.62	65.23	---	---	Peak																																																																																								
Limit	Read	Ant	Cable	Preamp	APos	TPos	Remark																																																																																												
Freq	Level	Line	Margin	Level	Factor	Loss	Factor																																																																																												
MHz	dBuV/m	dBuV/m	dB	dBuV	dB/m	dB	dB																																																																																												
1	11400.00	47.79	74.00	-26.21	58.82	39.60	12.81	63.44	---	---	Peak																																																																																								
2	17100.00	50.11	68.30	-18.19	55.70	44.02	15.62	65.23	---	---	Peak																																																																																								





Mode	10																																																																									
	Band Edge																																																																									
	U-NII-1_5.15-5.25_802.11ac VHT20_CH36_5180MHz																																																																									
Pol.	Horizontal	Fundamental																																																																								
Peak	<table border="1"> <thead> <tr> <th>Limit</th> <th>Read</th> <th>Ant</th> <th>Cable</th> <th>Preamp</th> <th>APos</th> <th>TPos</th> <th>Remark</th> </tr> <tr> <th>Freq</th> <th>Level</th> <th>Line</th> <th>Margin</th> <th>Level</th> <th>Factor</th> <th>Loss</th> <th>Factor</th> </tr> <tr> <th>MHz</th> <th>dBuV/m</th> <th>dBuV/m</th> <th>dB</th> <th>dBuV</th> <th>dB/m</th> <th>dB</th> <th>dB</th> </tr> </thead> <tbody> <tr> <td>1</td> <td>5149.76</td> <td>53.83</td> <td>74.00</td> <td>-20.17</td> <td>42.12</td> <td>36.14</td> <td>8.54</td> <td>32.97</td> <td>280</td> <td>65</td> <td>PEAK</td> </tr> </tbody> </table>	Limit	Read	Ant	Cable	Preamp	APos	TPos	Remark	Freq	Level	Line	Margin	Level	Factor	Loss	Factor	MHz	dBuV/m	dBuV/m	dB	dBuV	dB/m	dB	dB	1	5149.76	53.83	74.00	-20.17	42.12	36.14	8.54	32.97	280	65	PEAK	<table border="1"> <thead> <tr> <th>Limit</th> <th>Read</th> <th>Ant</th> <th>Cable</th> <th>Preamp</th> <th>APos</th> <th>TPos</th> <th>Remark</th> </tr> <tr> <th>Freq</th> <th>Level</th> <th>Line</th> <th>Margin</th> <th>Level</th> <th>Factor</th> <th>Loss</th> <th>Factor</th> </tr> <tr> <th>MHz</th> <th>dBuV/m</th> <th>dBuV/m</th> <th>dB</th> <th>dBuV</th> <th>dB/m</th> <th>dB</th> <th>dB</th> </tr> </thead> <tbody> <tr> <td>1</td> <td>5180.00</td> <td>100.78</td> <td>-----</td> <td>-----</td> <td>89.09</td> <td>36.13</td> <td>8.58</td> <td>33.02</td> <td>280</td> <td>65</td> <td>PEAK</td> </tr> </tbody> </table>	Limit	Read	Ant	Cable	Preamp	APos	TPos	Remark	Freq	Level	Line	Margin	Level	Factor	Loss	Factor	MHz	dBuV/m	dBuV/m	dB	dBuV	dB/m	dB	dB	1	5180.00	100.78	-----	-----	89.09	36.13	8.58	33.02	280	65	PEAK
Limit	Read	Ant	Cable	Preamp	APos	TPos	Remark																																																																			
Freq	Level	Line	Margin	Level	Factor	Loss	Factor																																																																			
MHz	dBuV/m	dBuV/m	dB	dBuV	dB/m	dB	dB																																																																			
1	5149.76	53.83	74.00	-20.17	42.12	36.14	8.54	32.97	280	65	PEAK																																																															
Limit	Read	Ant	Cable	Preamp	APos	TPos	Remark																																																																			
Freq	Level	Line	Margin	Level	Factor	Loss	Factor																																																																			
MHz	dBuV/m	dBuV/m	dB	dBuV	dB/m	dB	dB																																																																			
1	5180.00	100.78	-----	-----	89.09	36.13	8.58	33.02	280	65	PEAK																																																															
Avg	<table border="1"> <thead> <tr> <th>Limit</th> <th>Read</th> <th>Ant</th> <th>Cable</th> <th>Preamp</th> <th>APos</th> <th>TPos</th> <th>Remark</th> </tr> <tr> <th>Freq</th> <th>Level</th> <th>Line</th> <th>Margin</th> <th>Level</th> <th>Factor</th> <th>Loss</th> <th>Factor</th> </tr> <tr> <th>MHz</th> <th>dBuV/m</th> <th>dBuV/m</th> <th>dB</th> <th>dBuV</th> <th>dB/m</th> <th>dB</th> <th>dB</th> </tr> </thead> <tbody> <tr> <td>1</td> <td>5149.94</td> <td>43.16</td> <td>54.00</td> <td>-10.84</td> <td>31.45</td> <td>36.14</td> <td>8.54</td> <td>32.97</td> <td>280</td> <td>65</td> <td>AVERAGE</td> </tr> </tbody> </table>	Limit	Read	Ant	Cable	Preamp	APos	TPos	Remark	Freq	Level	Line	Margin	Level	Factor	Loss	Factor	MHz	dBuV/m	dBuV/m	dB	dBuV	dB/m	dB	dB	1	5149.94	43.16	54.00	-10.84	31.45	36.14	8.54	32.97	280	65	AVERAGE	<table border="1"> <thead> <tr> <th>Limit</th> <th>Read</th> <th>Ant</th> <th>Cable</th> <th>Preamp</th> <th>APos</th> <th>TPos</th> <th>Remark</th> </tr> <tr> <th>Freq</th> <th>Level</th> <th>Line</th> <th>Margin</th> <th>Level</th> <th>Factor</th> <th>Loss</th> <th>Factor</th> </tr> <tr> <th>MHz</th> <th>dBuV/m</th> <th>dBuV/m</th> <th>dB</th> <th>dBuV</th> <th>dB/m</th> <th>dB</th> <th>dB</th> </tr> </thead> <tbody> <tr> <td>1</td> <td>5180.00</td> <td>94.62</td> <td>-----</td> <td>-----</td> <td>82.93</td> <td>36.13</td> <td>8.59</td> <td>33.03</td> <td>280</td> <td>65</td> <td>AVERAGE</td> </tr> </tbody> </table>	Limit	Read	Ant	Cable	Preamp	APos	TPos	Remark	Freq	Level	Line	Margin	Level	Factor	Loss	Factor	MHz	dBuV/m	dBuV/m	dB	dBuV	dB/m	dB	dB	1	5180.00	94.62	-----	-----	82.93	36.13	8.59	33.03	280	65	AVERAGE
Limit	Read	Ant	Cable	Preamp	APos	TPos	Remark																																																																			
Freq	Level	Line	Margin	Level	Factor	Loss	Factor																																																																			
MHz	dBuV/m	dBuV/m	dB	dBuV	dB/m	dB	dB																																																																			
1	5149.94	43.16	54.00	-10.84	31.45	36.14	8.54	32.97	280	65	AVERAGE																																																															
Limit	Read	Ant	Cable	Preamp	APos	TPos	Remark																																																																			
Freq	Level	Line	Margin	Level	Factor	Loss	Factor																																																																			
MHz	dBuV/m	dBuV/m	dB	dBuV	dB/m	dB	dB																																																																			
1	5180.00	94.62	-----	-----	82.93	36.13	8.59	33.03	280	65	AVERAGE																																																															



Mode		10																																																																								
		Band Edge																																																																								
		U-NII-1_5.15-5.25_802.11ac VHT20_CH36_5180MHz																																																																								
Pol.	Vertical	Fundamental																																																																								
Peak	<table border="1"> <thead> <tr> <th>Limit</th> <th>Read</th> <th>Ant</th> <th>Cable</th> <th>Preamp</th> <th>APos</th> <th>TPos</th> <th>Remark</th> </tr> <tr> <th>Freq</th> <th>Level</th> <th>Line</th> <th>Margin</th> <th>Level</th> <th>Factor</th> <th>Loss</th> <th>Factor</th> </tr> <tr> <th>MHz</th> <th>dBuV/m</th> <th>dBuV/m</th> <th>dB</th> <th>dBuV</th> <th>dB/m</th> <th>dB</th> <th>dB</th> </tr> </thead> <tbody> <tr> <td>1</td> <td>5149.76</td> <td>52.33</td> <td>74.00</td> <td>-21.67</td> <td>40.62</td> <td>36.14</td> <td>8.54</td> <td>32.97</td> <td>400</td> <td>16</td> <td>PEAK</td> </tr> </tbody> </table>	Limit	Read	Ant	Cable	Preamp	APos	TPos	Remark	Freq	Level	Line	Margin	Level	Factor	Loss	Factor	MHz	dBuV/m	dBuV/m	dB	dBuV	dB/m	dB	dB	1	5149.76	52.33	74.00	-21.67	40.62	36.14	8.54	32.97	400	16	PEAK	<table border="1"> <thead> <tr> <th>Limit</th> <th>Read</th> <th>Ant</th> <th>Cable</th> <th>Preamp</th> <th>APos</th> <th>TPos</th> <th>Remark</th> </tr> <tr> <th>Freq</th> <th>Level</th> <th>Line</th> <th>Margin</th> <th>Level</th> <th>Factor</th> <th>Loss</th> <th>Factor</th> </tr> <tr> <th>MHz</th> <th>dBuV/m</th> <th>dBuV/m</th> <th>dB</th> <th>dBuV</th> <th>dB/m</th> <th>dB</th> <th>dB</th> </tr> </thead> <tbody> <tr> <td>1</td> <td>5180.00</td> <td>101.07</td> <td>-----</td> <td>-----</td> <td>89.38</td> <td>36.13</td> <td>8.58</td> <td>33.02</td> <td>400</td> <td>16</td> <td>PEAK</td> </tr> </tbody> </table>	Limit	Read	Ant	Cable	Preamp	APos	TPos	Remark	Freq	Level	Line	Margin	Level	Factor	Loss	Factor	MHz	dBuV/m	dBuV/m	dB	dBuV	dB/m	dB	dB	1	5180.00	101.07	-----	-----	89.38	36.13	8.58	33.02	400	16	PEAK
	Limit	Read	Ant	Cable	Preamp	APos	TPos	Remark																																																																		
Freq	Level	Line	Margin	Level	Factor	Loss	Factor																																																																			
MHz	dBuV/m	dBuV/m	dB	dBuV	dB/m	dB	dB																																																																			
1	5149.76	52.33	74.00	-21.67	40.62	36.14	8.54	32.97	400	16	PEAK																																																															
Limit	Read	Ant	Cable	Preamp	APos	TPos	Remark																																																																			
Freq	Level	Line	Margin	Level	Factor	Loss	Factor																																																																			
MHz	dBuV/m	dBuV/m	dB	dBuV	dB/m	dB	dB																																																																			
1	5180.00	101.07	-----	-----	89.38	36.13	8.58	33.02	400	16	PEAK																																																															
Avg	<table border="1"> <thead> <tr> <th>Limit</th> <th>Read</th> <th>Ant</th> <th>Cable</th> <th>Preamp</th> <th>APos</th> <th>TPos</th> <th>Remark</th> </tr> <tr> <th>Freq</th> <th>Level</th> <th>Line</th> <th>Margin</th> <th>Level</th> <th>Factor</th> <th>Loss</th> <th>Factor</th> </tr> <tr> <th>MHz</th> <th>dBuV/m</th> <th>dBuV/m</th> <th>dB</th> <th>dBuV</th> <th>dB/m</th> <th>dB</th> <th>dB</th> </tr> </thead> <tbody> <tr> <td>1</td> <td>5149.76</td> <td>42.91</td> <td>54.00</td> <td>-11.09</td> <td>31.20</td> <td>36.14</td> <td>8.54</td> <td>32.97</td> <td>400</td> <td>16</td> <td>AVERAGE</td> </tr> </tbody> </table>	Limit	Read	Ant	Cable	Preamp	APos	TPos	Remark	Freq	Level	Line	Margin	Level	Factor	Loss	Factor	MHz	dBuV/m	dBuV/m	dB	dBuV	dB/m	dB	dB	1	5149.76	42.91	54.00	-11.09	31.20	36.14	8.54	32.97	400	16	AVERAGE	<table border="1"> <thead> <tr> <th>Limit</th> <th>Read</th> <th>Ant</th> <th>Cable</th> <th>Preamp</th> <th>APos</th> <th>TPos</th> <th>Remark</th> </tr> <tr> <th>Freq</th> <th>Level</th> <th>Line</th> <th>Margin</th> <th>Level</th> <th>Factor</th> <th>Loss</th> <th>Factor</th> </tr> <tr> <th>MHz</th> <th>dBuV/m</th> <th>dBuV/m</th> <th>dB</th> <th>dBuV</th> <th>dB/m</th> <th>dB</th> <th>dB</th> </tr> </thead> <tbody> <tr> <td>1</td> <td>5180.00</td> <td>94.77</td> <td>-----</td> <td>-----</td> <td>83.08</td> <td>36.13</td> <td>8.59</td> <td>33.03</td> <td>400</td> <td>16</td> <td>AVERAGE</td> </tr> </tbody> </table>	Limit	Read	Ant	Cable	Preamp	APos	TPos	Remark	Freq	Level	Line	Margin	Level	Factor	Loss	Factor	MHz	dBuV/m	dBuV/m	dB	dBuV	dB/m	dB	dB	1	5180.00	94.77	-----	-----	83.08	36.13	8.59	33.03	400	16	AVERAGE
Limit	Read	Ant	Cable	Preamp	APos	TPos	Remark																																																																			
Freq	Level	Line	Margin	Level	Factor	Loss	Factor																																																																			
MHz	dBuV/m	dBuV/m	dB	dBuV	dB/m	dB	dB																																																																			
1	5149.76	42.91	54.00	-11.09	31.20	36.14	8.54	32.97	400	16	AVERAGE																																																															
Limit	Read	Ant	Cable	Preamp	APos	TPos	Remark																																																																			
Freq	Level	Line	Margin	Level	Factor	Loss	Factor																																																																			
MHz	dBuV/m	dBuV/m	dB	dBuV	dB/m	dB	dB																																																																			
1	5180.00	94.77	-----	-----	83.08	36.13	8.59	33.03	400	16	AVERAGE																																																															



Mode	10																																																																																																	
	Harmonic																																																																																																	
	U-NII-1_5.15-5.25_802.11ac VHT20_CH36_5180MHz																																																																																																	
Pol.	Horizontal	Vertical																																																																																																
Peak Avg	<p>Date: 2023-10-12</p> <table border="1"> <thead> <tr> <th>Limit</th> <th>Read</th> <th>Ant</th> <th>Cable</th> <th>Preamp</th> <th>APos</th> <th>TPos</th> <th>Remark</th> </tr> <tr> <th>Freq</th> <th>Level</th> <th>Line</th> <th>Margin</th> <th>Level</th> <th>Factor</th> <th>Loss</th> <th>Factor</th> </tr> <tr> <th>MHz</th> <th>dBuV/m</th> <th>dBuV/m</th> <th>dB</th> <th>dBuV</th> <th>dB/m</th> <th>dB</th> <th>dB</th> </tr> </thead> <tbody> <tr> <td>1</td> <td>10360.00</td> <td>49.58</td> <td>68.30</td> <td>-18.21</td> <td>62.33</td> <td>39.36</td> <td>12.06</td> <td>63.66</td> <td>---</td> <td>---</td> <td>Peak</td> </tr> <tr> <td>2</td> <td>15540.00</td> <td>50.63</td> <td>74.00</td> <td>-23.33</td> <td>57.03</td> <td>42.05</td> <td>14.58</td> <td>63.99</td> <td>---</td> <td>---</td> <td>Peak</td> </tr> </tbody> </table>	Limit	Read	Ant	Cable	Preamp	APos	TPos	Remark	Freq	Level	Line	Margin	Level	Factor	Loss	Factor	MHz	dBuV/m	dBuV/m	dB	dBuV	dB/m	dB	dB	1	10360.00	49.58	68.30	-18.21	62.33	39.36	12.06	63.66	---	---	Peak	2	15540.00	50.63	74.00	-23.33	57.03	42.05	14.58	63.99	---	---	Peak	<p>Date: 2023-10-12</p> <table border="1"> <thead> <tr> <th>Limit</th> <th>Read</th> <th>Ant</th> <th>Cable</th> <th>Preamp</th> <th>APos</th> <th>TPos</th> <th>Remark</th> </tr> <tr> <th>Freq</th> <th>Level</th> <th>Line</th> <th>Margin</th> <th>Level</th> <th>Factor</th> <th>Loss</th> <th>Factor</th> </tr> <tr> <th>MHz</th> <th>dBuV/m</th> <th>dBuV/m</th> <th>dB</th> <th>dBuV</th> <th>dB/m</th> <th>dB</th> <th>dB</th> </tr> </thead> <tbody> <tr> <td>1</td> <td>10360.00</td> <td>49.58</td> <td>68.30</td> <td>-18.72</td> <td>61.82</td> <td>39.36</td> <td>12.06</td> <td>63.66</td> <td>---</td> <td>---</td> <td>Peak</td> </tr> <tr> <td>2</td> <td>15540.00</td> <td>50.63</td> <td>74.00</td> <td>-23.37</td> <td>57.99</td> <td>42.05</td> <td>14.58</td> <td>63.99</td> <td>---</td> <td>---</td> <td>Peak</td> </tr> </tbody> </table>	Limit	Read	Ant	Cable	Preamp	APos	TPos	Remark	Freq	Level	Line	Margin	Level	Factor	Loss	Factor	MHz	dBuV/m	dBuV/m	dB	dBuV	dB/m	dB	dB	1	10360.00	49.58	68.30	-18.72	61.82	39.36	12.06	63.66	---	---	Peak	2	15540.00	50.63	74.00	-23.37	57.99	42.05	14.58	63.99	---	---	Peak
	Limit	Read	Ant	Cable	Preamp	APos	TPos	Remark																																																																																										
Freq	Level	Line	Margin	Level	Factor	Loss	Factor																																																																																											
MHz	dBuV/m	dBuV/m	dB	dBuV	dB/m	dB	dB																																																																																											
1	10360.00	49.58	68.30	-18.21	62.33	39.36	12.06	63.66	---	---	Peak																																																																																							
2	15540.00	50.63	74.00	-23.33	57.03	42.05	14.58	63.99	---	---	Peak																																																																																							
Limit	Read	Ant	Cable	Preamp	APos	TPos	Remark																																																																																											
Freq	Level	Line	Margin	Level	Factor	Loss	Factor																																																																																											
MHz	dBuV/m	dBuV/m	dB	dBuV	dB/m	dB	dB																																																																																											
1	10360.00	49.58	68.30	-18.72	61.82	39.36	12.06	63.66	---	---	Peak																																																																																							
2	15540.00	50.63	74.00	-23.37	57.99	42.05	14.58	63.99	---	---	Peak																																																																																							



Mode	11																																																																																																	
	Harmonic																																																																																																	
	U-NII-1_5.15-5.25_802.11ac VHT20_CH44_5220MHz																																																																																																	
Pol.	Horizontal	Vertical																																																																																																
Peak Avg	<p>Date: 2023-10-12</p> <table border="1"> <thead> <tr> <th>Limit</th> <th>Read</th> <th>Ant</th> <th>Cable</th> <th>Preamp</th> <th>APos</th> <th>TPos</th> <th>Remark</th> </tr> <tr> <th>Freq</th> <th>Level</th> <th>Line</th> <th>Margin</th> <th>Level</th> <th>Factor</th> <th>Loss</th> <th>Factor</th> </tr> <tr> <th>MHz</th> <th>dBuV/m</th> <th>dBuV/m</th> <th>dB</th> <th>dBuV</th> <th>dB/m</th> <th>dB</th> <th>dB</th> </tr> </thead> <tbody> <tr> <td>1</td> <td>10440.00</td> <td>48.02</td> <td>68.30</td> <td>-20.28</td> <td>60.09</td> <td>39.44</td> <td>12.12</td> <td>63.63</td> <td>---</td> <td>---</td> <td>Peak</td> </tr> <tr> <td>2</td> <td>15660.00</td> <td>50.19</td> <td>74.00</td> <td>-23.81</td> <td>57.39</td> <td>42.19</td> <td>14.64</td> <td>64.03</td> <td>---</td> <td>---</td> <td>Peak</td> </tr> </tbody> </table>	Limit	Read	Ant	Cable	Preamp	APos	TPos	Remark	Freq	Level	Line	Margin	Level	Factor	Loss	Factor	MHz	dBuV/m	dBuV/m	dB	dBuV	dB/m	dB	dB	1	10440.00	48.02	68.30	-20.28	60.09	39.44	12.12	63.63	---	---	Peak	2	15660.00	50.19	74.00	-23.81	57.39	42.19	14.64	64.03	---	---	Peak	<p>Date: 2023-10-12</p> <table border="1"> <thead> <tr> <th>Limit</th> <th>Read</th> <th>Ant</th> <th>Cable</th> <th>Preamp</th> <th>APos</th> <th>TPos</th> <th>Remark</th> </tr> <tr> <th>Freq</th> <th>Level</th> <th>Line</th> <th>Margin</th> <th>Level</th> <th>Factor</th> <th>Loss</th> <th>Factor</th> </tr> <tr> <th>MHz</th> <th>dBuV/m</th> <th>dBuV/m</th> <th>dB</th> <th>dBuV</th> <th>dB/m</th> <th>dB</th> <th>dB</th> </tr> </thead> <tbody> <tr> <td>1</td> <td>10440.00</td> <td>48.04</td> <td>68.30</td> <td>-20.26</td> <td>60.11</td> <td>39.44</td> <td>12.12</td> <td>63.63</td> <td>---</td> <td>---</td> <td>Peak</td> </tr> <tr> <td>2</td> <td>15660.00</td> <td>50.18</td> <td>74.00</td> <td>-23.82</td> <td>57.38</td> <td>42.19</td> <td>14.64</td> <td>64.03</td> <td>---</td> <td>---</td> <td>Peak</td> </tr> </tbody> </table>	Limit	Read	Ant	Cable	Preamp	APos	TPos	Remark	Freq	Level	Line	Margin	Level	Factor	Loss	Factor	MHz	dBuV/m	dBuV/m	dB	dBuV	dB/m	dB	dB	1	10440.00	48.04	68.30	-20.26	60.11	39.44	12.12	63.63	---	---	Peak	2	15660.00	50.18	74.00	-23.82	57.38	42.19	14.64	64.03	---	---	Peak
Limit	Read	Ant	Cable	Preamp	APos	TPos	Remark																																																																																											
Freq	Level	Line	Margin	Level	Factor	Loss	Factor																																																																																											
MHz	dBuV/m	dBuV/m	dB	dBuV	dB/m	dB	dB																																																																																											
1	10440.00	48.02	68.30	-20.28	60.09	39.44	12.12	63.63	---	---	Peak																																																																																							
2	15660.00	50.19	74.00	-23.81	57.39	42.19	14.64	64.03	---	---	Peak																																																																																							
Limit	Read	Ant	Cable	Preamp	APos	TPos	Remark																																																																																											
Freq	Level	Line	Margin	Level	Factor	Loss	Factor																																																																																											
MHz	dBuV/m	dBuV/m	dB	dBuV	dB/m	dB	dB																																																																																											
1	10440.00	48.04	68.30	-20.26	60.11	39.44	12.12	63.63	---	---	Peak																																																																																							
2	15660.00	50.18	74.00	-23.82	57.38	42.19	14.64	64.03	---	---	Peak																																																																																							



Mode	12																																																																																																	
	Harmonic																																																																																																	
	U-NII-1_5.15-5.25_802.11ac VHT20_CH48_5240MHz																																																																																																	
Pol.	Horizontal	Vertical																																																																																																
Peak Avg	<p>Date: 2023-10-12</p> <table border="1"> <thead> <tr> <th>Limit</th> <th>Read</th> <th>Ant</th> <th>Cable</th> <th>Preamp</th> <th>APos</th> <th>TPos</th> <th>Remark</th> </tr> <tr> <th>Freq</th> <th>Level</th> <th>Line</th> <th>Margin</th> <th>Level</th> <th>Factor</th> <th>Loss</th> <th>Factor</th> </tr> <tr> <th>MHz</th> <th>dBuV/m</th> <th>dBuV/m</th> <th>dB</th> <th>dBuV</th> <th>dB/m</th> <th>dB</th> <th>dB</th> </tr> </thead> <tbody> <tr> <td>1</td> <td>10480.00</td> <td>48.13</td> <td>68.30</td> <td>-20.17</td> <td>60.11</td> <td>39.48</td> <td>12.15</td> <td>63.61</td> <td>---</td> <td>---</td> <td>Peak</td> </tr> <tr> <td>2</td> <td>15720.00</td> <td>49.66</td> <td>74.00</td> <td>-24.34</td> <td>56.79</td> <td>42.26</td> <td>14.66</td> <td>64.05</td> <td>---</td> <td>---</td> <td>Peak</td> </tr> </tbody> </table>	Limit	Read	Ant	Cable	Preamp	APos	TPos	Remark	Freq	Level	Line	Margin	Level	Factor	Loss	Factor	MHz	dBuV/m	dBuV/m	dB	dBuV	dB/m	dB	dB	1	10480.00	48.13	68.30	-20.17	60.11	39.48	12.15	63.61	---	---	Peak	2	15720.00	49.66	74.00	-24.34	56.79	42.26	14.66	64.05	---	---	Peak	<p>Date: 2023-10-12</p> <table border="1"> <thead> <tr> <th>Limit</th> <th>Read</th> <th>Ant</th> <th>Cable</th> <th>Preamp</th> <th>APos</th> <th>TPos</th> <th>Remark</th> </tr> <tr> <th>Freq</th> <th>Level</th> <th>Line</th> <th>Margin</th> <th>Level</th> <th>Factor</th> <th>Loss</th> <th>Factor</th> </tr> <tr> <th>MHz</th> <th>dBuV/m</th> <th>dBuV/m</th> <th>dB</th> <th>dBuV</th> <th>dB/m</th> <th>dB</th> <th>dB</th> </tr> </thead> <tbody> <tr> <td>1</td> <td>10480.00</td> <td>48.04</td> <td>68.30</td> <td>-20.26</td> <td>60.02</td> <td>39.48</td> <td>12.15</td> <td>63.61</td> <td>---</td> <td>---</td> <td>Peak</td> </tr> <tr> <td>2</td> <td>15720.00</td> <td>50.04</td> <td>74.00</td> <td>-23.96</td> <td>57.17</td> <td>42.26</td> <td>14.66</td> <td>64.05</td> <td>---</td> <td>---</td> <td>Peak</td> </tr> </tbody> </table>	Limit	Read	Ant	Cable	Preamp	APos	TPos	Remark	Freq	Level	Line	Margin	Level	Factor	Loss	Factor	MHz	dBuV/m	dBuV/m	dB	dBuV	dB/m	dB	dB	1	10480.00	48.04	68.30	-20.26	60.02	39.48	12.15	63.61	---	---	Peak	2	15720.00	50.04	74.00	-23.96	57.17	42.26	14.66	64.05	---	---	Peak
Limit	Read	Ant	Cable	Preamp	APos	TPos	Remark																																																																																											
Freq	Level	Line	Margin	Level	Factor	Loss	Factor																																																																																											
MHz	dBuV/m	dBuV/m	dB	dBuV	dB/m	dB	dB																																																																																											
1	10480.00	48.13	68.30	-20.17	60.11	39.48	12.15	63.61	---	---	Peak																																																																																							
2	15720.00	49.66	74.00	-24.34	56.79	42.26	14.66	64.05	---	---	Peak																																																																																							
Limit	Read	Ant	Cable	Preamp	APos	TPos	Remark																																																																																											
Freq	Level	Line	Margin	Level	Factor	Loss	Factor																																																																																											
MHz	dBuV/m	dBuV/m	dB	dBuV	dB/m	dB	dB																																																																																											
1	10480.00	48.04	68.30	-20.26	60.02	39.48	12.15	63.61	---	---	Peak																																																																																							
2	15720.00	50.04	74.00	-23.96	57.17	42.26	14.66	64.05	---	---	Peak																																																																																							



Mode	13																																																																																																	
	Harmonic																																																																																																	
	U-NII-2A_5.25-5.35_802.11ac VHT20_CH52_5260MHz																																																																																																	
Pol.	Horizontal	Vertical																																																																																																
Peak Avg	<p>Date: 2023-10-12</p> <table border="1"> <thead> <tr> <th>Limit</th> <th>Read</th> <th>Ant</th> <th>Cable</th> <th>Preamp</th> <th>APos</th> <th>TPos</th> <th>Remark</th> </tr> <tr> <th>Freq</th> <th>Level</th> <th>Line</th> <th>Margin</th> <th>Level</th> <th>Factor</th> <th>Loss</th> <th>Factor</th> </tr> <tr> <th>MHz</th> <th>dBuV/m</th> <th>dBuV/m</th> <th>dB</th> <th>dBuV</th> <th>dB/m</th> <th>dB</th> <th>dB</th> </tr> </thead> <tbody> <tr> <td>1</td> <td>10520.00</td> <td>47.64</td> <td>68.30</td> <td>-20.66</td> <td>59.56</td> <td>39.50</td> <td>12.18</td> <td>63.60</td> <td>---</td> <td>---</td> <td>Peak</td> </tr> <tr> <td>2</td> <td>15780.00</td> <td>50.17</td> <td>74.00</td> <td>-23.83</td> <td>57.21</td> <td>42.34</td> <td>14.69</td> <td>64.07</td> <td>---</td> <td>---</td> <td>Peak</td> </tr> </tbody> </table>	Limit	Read	Ant	Cable	Preamp	APos	TPos	Remark	Freq	Level	Line	Margin	Level	Factor	Loss	Factor	MHz	dBuV/m	dBuV/m	dB	dBuV	dB/m	dB	dB	1	10520.00	47.64	68.30	-20.66	59.56	39.50	12.18	63.60	---	---	Peak	2	15780.00	50.17	74.00	-23.83	57.21	42.34	14.69	64.07	---	---	Peak	<p>Date: 2023-10-12</p> <table border="1"> <thead> <tr> <th>Limit</th> <th>Read</th> <th>Ant</th> <th>Cable</th> <th>Preamp</th> <th>APos</th> <th>TPos</th> <th>Remark</th> </tr> <tr> <th>Freq</th> <th>Level</th> <th>Line</th> <th>Margin</th> <th>Level</th> <th>Factor</th> <th>Loss</th> <th>Factor</th> </tr> <tr> <th>MHz</th> <th>dBuV/m</th> <th>dBuV/m</th> <th>dB</th> <th>dBuV</th> <th>dB/m</th> <th>dB</th> <th>dB</th> </tr> </thead> <tbody> <tr> <td>1</td> <td>10520.00</td> <td>47.31</td> <td>68.30</td> <td>-20.99</td> <td>59.23</td> <td>39.50</td> <td>12.18</td> <td>63.60</td> <td>---</td> <td>---</td> <td>Peak</td> </tr> <tr> <td>2</td> <td>15780.00</td> <td>50.31</td> <td>74.00</td> <td>-23.69</td> <td>57.35</td> <td>42.34</td> <td>14.69</td> <td>64.07</td> <td>---</td> <td>---</td> <td>Peak</td> </tr> </tbody> </table>	Limit	Read	Ant	Cable	Preamp	APos	TPos	Remark	Freq	Level	Line	Margin	Level	Factor	Loss	Factor	MHz	dBuV/m	dBuV/m	dB	dBuV	dB/m	dB	dB	1	10520.00	47.31	68.30	-20.99	59.23	39.50	12.18	63.60	---	---	Peak	2	15780.00	50.31	74.00	-23.69	57.35	42.34	14.69	64.07	---	---	Peak
Limit	Read	Ant	Cable	Preamp	APos	TPos	Remark																																																																																											
Freq	Level	Line	Margin	Level	Factor	Loss	Factor																																																																																											
MHz	dBuV/m	dBuV/m	dB	dBuV	dB/m	dB	dB																																																																																											
1	10520.00	47.64	68.30	-20.66	59.56	39.50	12.18	63.60	---	---	Peak																																																																																							
2	15780.00	50.17	74.00	-23.83	57.21	42.34	14.69	64.07	---	---	Peak																																																																																							
Limit	Read	Ant	Cable	Preamp	APos	TPos	Remark																																																																																											
Freq	Level	Line	Margin	Level	Factor	Loss	Factor																																																																																											
MHz	dBuV/m	dBuV/m	dB	dBuV	dB/m	dB	dB																																																																																											
1	10520.00	47.31	68.30	-20.99	59.23	39.50	12.18	63.60	---	---	Peak																																																																																							
2	15780.00	50.31	74.00	-23.69	57.35	42.34	14.69	64.07	---	---	Peak																																																																																							



Mode	14																																																																																																	
	Harmonic																																																																																																	
	U-NII-2A_5.25-5.35_802.11ac VHT20_CH60_5300MHz																																																																																																	
Pol.	Horizontal	Vertical																																																																																																
Peak Avg	<p>Date: 2023-10-12</p> <table border="1"> <thead> <tr> <th>Limit</th> <th>Read</th> <th>Ant</th> <th>Cable</th> <th>Preamp</th> <th>APos</th> <th>TPos</th> <th>Remark</th> </tr> <tr> <th>Freq</th> <th>Level</th> <th>Line</th> <th>Margin</th> <th>Level</th> <th>Factor</th> <th>Loss</th> <th>Factor</th> </tr> <tr> <th>MHz</th> <th>dBuV/m</th> <th>dBuV/m</th> <th>dB</th> <th>dBuV</th> <th>dB/m</th> <th>dB</th> <th>dB</th> </tr> </thead> <tbody> <tr> <td>1</td> <td>10600.00</td> <td>47.68</td> <td>74.00</td> <td>-26.32</td> <td>59.50</td> <td>39.52</td> <td>12.23</td> <td>63.57</td> <td>---</td> <td>---</td> <td>Peak</td> </tr> <tr> <td>2</td> <td>15900.00</td> <td>50.43</td> <td>74.00</td> <td>-23.57</td> <td>57.31</td> <td>42.48</td> <td>14.75</td> <td>64.11</td> <td>---</td> <td>---</td> <td>Peak</td> </tr> </tbody> </table>	Limit	Read	Ant	Cable	Preamp	APos	TPos	Remark	Freq	Level	Line	Margin	Level	Factor	Loss	Factor	MHz	dBuV/m	dBuV/m	dB	dBuV	dB/m	dB	dB	1	10600.00	47.68	74.00	-26.32	59.50	39.52	12.23	63.57	---	---	Peak	2	15900.00	50.43	74.00	-23.57	57.31	42.48	14.75	64.11	---	---	Peak	<p>Date: 2023-10-12</p> <table border="1"> <thead> <tr> <th>Limit</th> <th>Read</th> <th>Ant</th> <th>Cable</th> <th>Preamp</th> <th>APos</th> <th>TPos</th> <th>Remark</th> </tr> <tr> <th>Freq</th> <th>Level</th> <th>Line</th> <th>Margin</th> <th>Level</th> <th>Factor</th> <th>Loss</th> <th>Factor</th> </tr> <tr> <th>MHz</th> <th>dBuV/m</th> <th>dBuV/m</th> <th>dB</th> <th>dBuV</th> <th>dB/m</th> <th>dB</th> <th>dB</th> </tr> </thead> <tbody> <tr> <td>1</td> <td>10600.00</td> <td>48.41</td> <td>74.00</td> <td>-25.59</td> <td>60.23</td> <td>39.52</td> <td>12.23</td> <td>63.57</td> <td>---</td> <td>---</td> <td>Peak</td> </tr> <tr> <td>2</td> <td>15900.00</td> <td>50.81</td> <td>74.00</td> <td>-23.19</td> <td>57.69</td> <td>42.48</td> <td>14.75</td> <td>64.11</td> <td>---</td> <td>---</td> <td>Peak</td> </tr> </tbody> </table>	Limit	Read	Ant	Cable	Preamp	APos	TPos	Remark	Freq	Level	Line	Margin	Level	Factor	Loss	Factor	MHz	dBuV/m	dBuV/m	dB	dBuV	dB/m	dB	dB	1	10600.00	48.41	74.00	-25.59	60.23	39.52	12.23	63.57	---	---	Peak	2	15900.00	50.81	74.00	-23.19	57.69	42.48	14.75	64.11	---	---	Peak
Limit	Read	Ant	Cable	Preamp	APos	TPos	Remark																																																																																											
Freq	Level	Line	Margin	Level	Factor	Loss	Factor																																																																																											
MHz	dBuV/m	dBuV/m	dB	dBuV	dB/m	dB	dB																																																																																											
1	10600.00	47.68	74.00	-26.32	59.50	39.52	12.23	63.57	---	---	Peak																																																																																							
2	15900.00	50.43	74.00	-23.57	57.31	42.48	14.75	64.11	---	---	Peak																																																																																							
Limit	Read	Ant	Cable	Preamp	APos	TPos	Remark																																																																																											
Freq	Level	Line	Margin	Level	Factor	Loss	Factor																																																																																											
MHz	dBuV/m	dBuV/m	dB	dBuV	dB/m	dB	dB																																																																																											
1	10600.00	48.41	74.00	-25.59	60.23	39.52	12.23	63.57	---	---	Peak																																																																																							
2	15900.00	50.81	74.00	-23.19	57.69	42.48	14.75	64.11	---	---	Peak																																																																																							



		15																																																																																	
Mode	Band Edge																																																																																		
	U-NII-2A_5.25-5.35_802.11ac VHT20_CH64_5320MHz																																																																																		
Pol.	Horizontal		Fundamental																																																																																
Peak	<p style="text-align: right;">Date: 2023-10-12</p>		<p style="text-align: right;">Date: 2023-10-12</p>																																																																																
	<table border="1"> <thead> <tr> <th>Limit</th> <th>Read</th> <th>Ant</th> <th>Cable</th> <th>Preamp</th> <th>APos</th> <th>TPos</th> <th colspan="2">Remark</th> </tr> <tr> <th>Freq</th> <th>Level</th> <th>Line</th> <th>Margin</th> <th>Level</th> <th>Factor</th> <th>Loss</th> <th>Factor</th> <th></th> </tr> <tr> <th>MHz</th> <th>dBuV/m</th> <th>dBuV/m</th> <th>dB</th> <th>dBuV</th> <th>dB/m</th> <th>dB</th> <th>dB</th> <th>cm</th> <th>deg</th> </tr> </thead> <tbody> <tr> <td>1</td> <td>5372.64</td> <td>51.04</td> <td>74.00</td> <td>-22.96</td> <td>38.88</td> <td>36.05</td> <td>9.48</td> <td>33.37</td> <td>300</td> <td>306</td> <td>PEAK</td> </tr> </tbody> </table>		Limit	Read	Ant	Cable	Preamp	APos	TPos	Remark		Freq	Level	Line	Margin	Level	Factor	Loss	Factor		MHz	dBuV/m	dBuV/m	dB	dBuV	dB/m	dB	dB	cm	deg	1	5372.64	51.04	74.00	-22.96	38.88	36.05	9.48	33.37	300	306	PEAK	<table border="1"> <thead> <tr> <th>Limit</th> <th>Read</th> <th>Ant</th> <th>Cable</th> <th>Preamp</th> <th>APos</th> <th>TPos</th> <th colspan="2">Remark</th> </tr> <tr> <th>Freq</th> <th>Level</th> <th>Line</th> <th>Margin</th> <th>Level</th> <th>Factor</th> <th>Loss</th> <th>Factor</th> <th></th> </tr> <tr> <th>MHz</th> <th>dBuV/m</th> <th>dBuV/m</th> <th>dB</th> <th>dBuV</th> <th>dB/m</th> <th>dB</th> <th>dB</th> <th>cm</th> <th>deg</th> </tr> </thead> <tbody> <tr> <td>1</td> <td>5320.00</td> <td>101.96</td> <td>-----</td> <td>-----</td> <td>89.96</td> <td>36.07</td> <td>9.21</td> <td>33.28</td> <td>300</td> <td>306</td> <td>PEAK</td> </tr> </tbody> </table>		Limit	Read	Ant	Cable	Preamp	APos	TPos	Remark		Freq	Level	Line	Margin	Level	Factor	Loss	Factor		MHz	dBuV/m	dBuV/m	dB	dBuV	dB/m	dB	dB	cm	deg	1	5320.00	101.96	-----	-----	89.96	36.07	9.21	33.28	300	306
Limit	Read	Ant	Cable	Preamp	APos	TPos	Remark																																																																												
Freq	Level	Line	Margin	Level	Factor	Loss	Factor																																																																												
MHz	dBuV/m	dBuV/m	dB	dBuV	dB/m	dB	dB	cm	deg																																																																										
1	5372.64	51.04	74.00	-22.96	38.88	36.05	9.48	33.37	300	306	PEAK																																																																								
Limit	Read	Ant	Cable	Preamp	APos	TPos	Remark																																																																												
Freq	Level	Line	Margin	Level	Factor	Loss	Factor																																																																												
MHz	dBuV/m	dBuV/m	dB	dBuV	dB/m	dB	dB	cm	deg																																																																										
1	5320.00	101.96	-----	-----	89.96	36.07	9.21	33.28	300	306	PEAK																																																																								
Avg	<p style="text-align: right;">Date: 2023-10-12</p>		<p style="text-align: right;">Date: 2023-10-12</p>																																																																																
	<table border="1"> <thead> <tr> <th>Limit</th> <th>Read</th> <th>Ant</th> <th>Cable</th> <th>Preamp</th> <th>APos</th> <th>TPos</th> <th colspan="2">Remark</th> </tr> <tr> <th>Freq</th> <th>Level</th> <th>Line</th> <th>Margin</th> <th>Level</th> <th>Factor</th> <th>Loss</th> <th>Factor</th> <th></th> </tr> <tr> <th>MHz</th> <th>dBuV/m</th> <th>dBuV/m</th> <th>dB</th> <th>dBuV</th> <th>dB/m</th> <th>dB</th> <th>dB</th> <th>cm</th> <th>deg</th> </tr> </thead> <tbody> <tr> <td>1</td> <td>5355.00</td> <td>40.97</td> <td>54.00</td> <td>-13.03</td> <td>28.86</td> <td>36.06</td> <td>9.39</td> <td>33.34</td> <td>300</td> <td>306</td> <td>AVERAGE</td> </tr> </tbody> </table>		Limit	Read	Ant	Cable	Preamp	APos	TPos	Remark		Freq	Level	Line	Margin	Level	Factor	Loss	Factor		MHz	dBuV/m	dBuV/m	dB	dBuV	dB/m	dB	dB	cm	deg	1	5355.00	40.97	54.00	-13.03	28.86	36.06	9.39	33.34	300	306	AVERAGE	<table border="1"> <thead> <tr> <th>Limit</th> <th>Read</th> <th>Ant</th> <th>Cable</th> <th>Preamp</th> <th>APos</th> <th>TPos</th> <th colspan="2">Remark</th> </tr> <tr> <th>Freq</th> <th>Level</th> <th>Line</th> <th>Margin</th> <th>Level</th> <th>Factor</th> <th>Loss</th> <th>Factor</th> <th></th> </tr> <tr> <th>MHz</th> <th>dBuV/m</th> <th>dBuV/m</th> <th>dB</th> <th>dBuV</th> <th>dB/m</th> <th>dB</th> <th>dB</th> <th>cm</th> <th>deg</th> </tr> </thead> <tbody> <tr> <td>1</td> <td>5320.00</td> <td>95.24</td> <td>-----</td> <td>-----</td> <td>83.24</td> <td>36.07</td> <td>9.21</td> <td>33.28</td> <td>300</td> <td>306</td> <td>AVERAGE</td> </tr> </tbody> </table>		Limit	Read	Ant	Cable	Preamp	APos	TPos	Remark		Freq	Level	Line	Margin	Level	Factor	Loss	Factor		MHz	dBuV/m	dBuV/m	dB	dBuV	dB/m	dB	dB	cm	deg	1	5320.00	95.24	-----	-----	83.24	36.07	9.21	33.28	300	306
Limit	Read	Ant	Cable	Preamp	APos	TPos	Remark																																																																												
Freq	Level	Line	Margin	Level	Factor	Loss	Factor																																																																												
MHz	dBuV/m	dBuV/m	dB	dBuV	dB/m	dB	dB	cm	deg																																																																										
1	5355.00	40.97	54.00	-13.03	28.86	36.06	9.39	33.34	300	306	AVERAGE																																																																								
Limit	Read	Ant	Cable	Preamp	APos	TPos	Remark																																																																												
Freq	Level	Line	Margin	Level	Factor	Loss	Factor																																																																												
MHz	dBuV/m	dBuV/m	dB	dBuV	dB/m	dB	dB	cm	deg																																																																										
1	5320.00	95.24	-----	-----	83.24	36.07	9.21	33.28	300	306	AVERAGE																																																																								



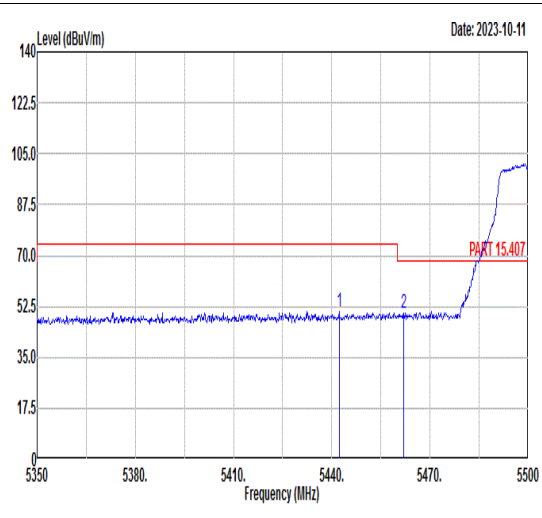
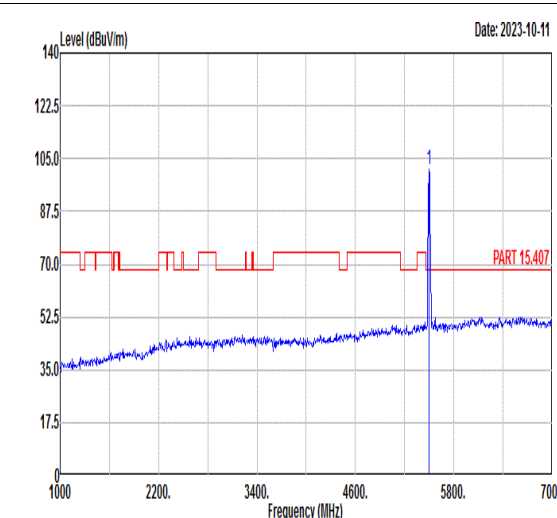
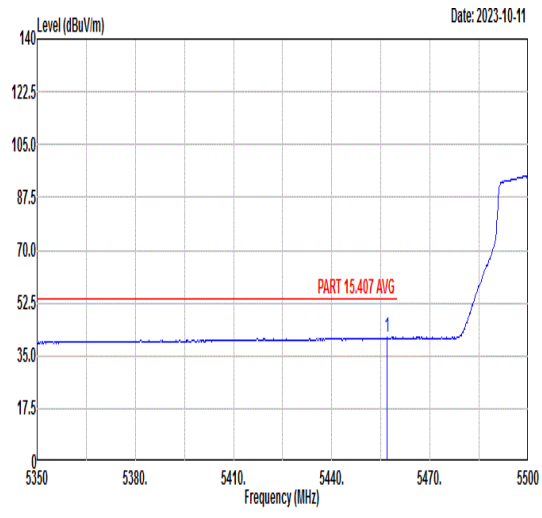
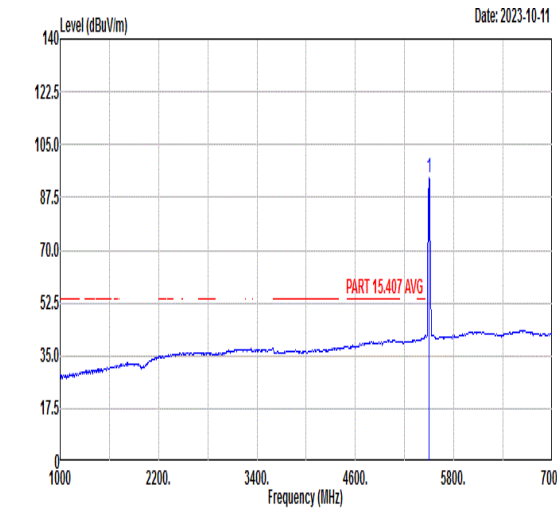


		15																																																																								
Mode		Band Edge																																																																								
		U-NII-2A_5.25-5.35_802.11ac VHT20_CH64_5320MHz																																																																								
Pol.	Vertical	Fundamental																																																																								
Peak	<p style="text-align: right;">Date: 2023-10-12</p> <table border="1"> <thead> <tr> <th>Limit</th> <th>Read</th> <th>Ant</th> <th>Cable</th> <th>Preamp</th> <th>APos</th> <th>TPos</th> <th>Remark</th> </tr> <tr> <th>Freq</th> <th>Level</th> <th>Line</th> <th>Margin</th> <th>Level</th> <th>Factor</th> <th>Loss Factor</th> <th></th> </tr> <tr> <th>MHz</th> <th>dBuV/m</th> <th>dBuV/m</th> <th>dB</th> <th>dBuV</th> <th>dB/m</th> <th>dB</th> <th>dB</th> </tr> </thead> <tbody> <tr> <td>1</td> <td>5355.98</td> <td>52.06</td> <td>74.00</td> <td>-21.94</td> <td>39.94</td> <td>36.06</td> <td>9.40</td> <td>33.34</td> <td>209</td> <td>11</td> <td>PEAK</td> </tr> </tbody> </table>	Limit	Read	Ant	Cable	Preamp	APos	TPos	Remark	Freq	Level	Line	Margin	Level	Factor	Loss Factor		MHz	dBuV/m	dBuV/m	dB	dBuV	dB/m	dB	dB	1	5355.98	52.06	74.00	-21.94	39.94	36.06	9.40	33.34	209	11	PEAK	<p style="text-align: right;">Date: 2023-10-12</p> <table border="1"> <thead> <tr> <th>Limit</th> <th>Read</th> <th>Ant</th> <th>Cable</th> <th>Preamp</th> <th>APos</th> <th>TPos</th> <th>Remark</th> </tr> <tr> <th>Freq</th> <th>Level</th> <th>Line</th> <th>Margin</th> <th>Level</th> <th>Factor</th> <th>Loss Factor</th> <th></th> </tr> <tr> <th>MHz</th> <th>dBuV/m</th> <th>dBuV/m</th> <th>dB</th> <th>dBuV</th> <th>dB/m</th> <th>dB</th> <th>dB</th> </tr> </thead> <tbody> <tr> <td>1</td> <td>5320.00</td> <td>103.87</td> <td>-----</td> <td>-----</td> <td>91.87</td> <td>36.07</td> <td>9.21</td> <td>33.28</td> <td>209</td> <td>11</td> <td>PEAK</td> </tr> </tbody> </table>	Limit	Read	Ant	Cable	Preamp	APos	TPos	Remark	Freq	Level	Line	Margin	Level	Factor	Loss Factor		MHz	dBuV/m	dBuV/m	dB	dBuV	dB/m	dB	dB	1	5320.00	103.87	-----	-----	91.87	36.07	9.21	33.28	209	11	PEAK
	Limit	Read	Ant	Cable	Preamp	APos	TPos	Remark																																																																		
Freq	Level	Line	Margin	Level	Factor	Loss Factor																																																																				
MHz	dBuV/m	dBuV/m	dB	dBuV	dB/m	dB	dB																																																																			
1	5355.98	52.06	74.00	-21.94	39.94	36.06	9.40	33.34	209	11	PEAK																																																															
Limit	Read	Ant	Cable	Preamp	APos	TPos	Remark																																																																			
Freq	Level	Line	Margin	Level	Factor	Loss Factor																																																																				
MHz	dBuV/m	dBuV/m	dB	dBuV	dB/m	dB	dB																																																																			
1	5320.00	103.87	-----	-----	91.87	36.07	9.21	33.28	209	11	PEAK																																																															
Avg	<p style="text-align: right;">Date: 2023-10-12</p> <table border="1"> <thead> <tr> <th>Limit</th> <th>Read</th> <th>Ant</th> <th>Cable</th> <th>Preamp</th> <th>APos</th> <th>TPos</th> <th>Remark</th> </tr> <tr> <th>Freq</th> <th>Level</th> <th>Line</th> <th>Margin</th> <th>Level</th> <th>Factor</th> <th>Loss Factor</th> <th></th> </tr> <tr> <th>MHz</th> <th>dBuV/m</th> <th>dBuV/m</th> <th>dB</th> <th>dBuV</th> <th>dB/m</th> <th>dB</th> <th>dB</th> </tr> </thead> <tbody> <tr> <td>1</td> <td>5361.86</td> <td>42.63</td> <td>54.00</td> <td>-11.37</td> <td>30.49</td> <td>36.06</td> <td>9.43</td> <td>33.35</td> <td>209</td> <td>11</td> <td>AVERAGE</td> </tr> </tbody> </table>	Limit	Read	Ant	Cable	Preamp	APos	TPos	Remark	Freq	Level	Line	Margin	Level	Factor	Loss Factor		MHz	dBuV/m	dBuV/m	dB	dBuV	dB/m	dB	dB	1	5361.86	42.63	54.00	-11.37	30.49	36.06	9.43	33.35	209	11	AVERAGE	<p style="text-align: right;">Date: 2023-10-12</p> <table border="1"> <thead> <tr> <th>Limit</th> <th>Read</th> <th>Ant</th> <th>Cable</th> <th>Preamp</th> <th>APos</th> <th>TPos</th> <th>Remark</th> </tr> <tr> <th>Freq</th> <th>Level</th> <th>Line</th> <th>Margin</th> <th>Level</th> <th>Factor</th> <th>Loss Factor</th> <th></th> </tr> <tr> <th>MHz</th> <th>dBuV/m</th> <th>dBuV/m</th> <th>dB</th> <th>dBuV</th> <th>dB/m</th> <th>dB</th> <th>dB</th> </tr> </thead> <tbody> <tr> <td>1</td> <td>5320.00</td> <td>97.17</td> <td>-----</td> <td>-----</td> <td>85.17</td> <td>36.07</td> <td>9.21</td> <td>33.28</td> <td>209</td> <td>11</td> <td>AVERAGE</td> </tr> </tbody> </table>	Limit	Read	Ant	Cable	Preamp	APos	TPos	Remark	Freq	Level	Line	Margin	Level	Factor	Loss Factor		MHz	dBuV/m	dBuV/m	dB	dBuV	dB/m	dB	dB	1	5320.00	97.17	-----	-----	85.17	36.07	9.21	33.28	209	11	AVERAGE
	Limit	Read	Ant	Cable	Preamp	APos	TPos	Remark																																																																		
Freq	Level	Line	Margin	Level	Factor	Loss Factor																																																																				
MHz	dBuV/m	dBuV/m	dB	dBuV	dB/m	dB	dB																																																																			
1	5361.86	42.63	54.00	-11.37	30.49	36.06	9.43	33.35	209	11	AVERAGE																																																															
Limit	Read	Ant	Cable	Preamp	APos	TPos	Remark																																																																			
Freq	Level	Line	Margin	Level	Factor	Loss Factor																																																																				
MHz	dBuV/m	dBuV/m	dB	dBuV	dB/m	dB	dB																																																																			
1	5320.00	97.17	-----	-----	85.17	36.07	9.21	33.28	209	11	AVERAGE																																																															



Mode	15																																																																																																	
	Harmonic																																																																																																	
	U-NII-2A_5.25-5.35_802.11ac VHT20_CH64_5320MHz																																																																																																	
Pol.	Horizontal	Vertical																																																																																																
Peak Avg	<p>Date: 2023-10-12</p> <table border="1"> <thead> <tr> <th>Limit</th> <th>Read</th> <th>Ant</th> <th>Cable</th> <th>Preamp</th> <th>APos</th> <th>TPos</th> <th>Remark</th> </tr> <tr> <th>Freq</th> <th>Level</th> <th>Line</th> <th>Margin</th> <th>Level</th> <th>Factor</th> <th>Loss</th> <th>Factor</th> </tr> <tr> <th>MHz</th> <th>dBuV/m</th> <th>dBuV/m</th> <th>dB</th> <th>dBuV</th> <th>dB/m</th> <th>dB</th> <th>dB</th> </tr> </thead> <tbody> <tr> <td>1</td> <td>10640.00</td> <td>48.29</td> <td>74.00</td> <td>-25.71</td> <td>60.05</td> <td>39.53</td> <td>12.26</td> <td>63.55</td> <td>---</td> <td>---</td> <td>Peak</td> </tr> <tr> <td>2</td> <td>15960.00</td> <td>48.81</td> <td>74.00</td> <td>-25.19</td> <td>55.62</td> <td>42.55</td> <td>14.77</td> <td>64.13</td> <td>---</td> <td>---</td> <td>Peak</td> </tr> </tbody> </table>	Limit	Read	Ant	Cable	Preamp	APos	TPos	Remark	Freq	Level	Line	Margin	Level	Factor	Loss	Factor	MHz	dBuV/m	dBuV/m	dB	dBuV	dB/m	dB	dB	1	10640.00	48.29	74.00	-25.71	60.05	39.53	12.26	63.55	---	---	Peak	2	15960.00	48.81	74.00	-25.19	55.62	42.55	14.77	64.13	---	---	Peak	<p>Date: 2023-10-12</p> <table border="1"> <thead> <tr> <th>Limit</th> <th>Read</th> <th>Ant</th> <th>Cable</th> <th>Preamp</th> <th>APos</th> <th>TPos</th> <th>Remark</th> </tr> <tr> <th>Freq</th> <th>Level</th> <th>Line</th> <th>Margin</th> <th>Level</th> <th>Factor</th> <th>Loss</th> <th>Factor</th> </tr> <tr> <th>MHz</th> <th>dBuV/m</th> <th>dBuV/m</th> <th>dB</th> <th>dBuV</th> <th>dB/m</th> <th>dB</th> <th>dB</th> </tr> </thead> <tbody> <tr> <td>1</td> <td>10640.00</td> <td>47.63</td> <td>74.00</td> <td>-26.37</td> <td>59.39</td> <td>39.53</td> <td>12.26</td> <td>63.55</td> <td>---</td> <td>---</td> <td>Peak</td> </tr> <tr> <td>2</td> <td>15960.00</td> <td>49.17</td> <td>74.00</td> <td>-24.83</td> <td>55.98</td> <td>42.55</td> <td>14.77</td> <td>64.13</td> <td>---</td> <td>---</td> <td>Peak</td> </tr> </tbody> </table>	Limit	Read	Ant	Cable	Preamp	APos	TPos	Remark	Freq	Level	Line	Margin	Level	Factor	Loss	Factor	MHz	dBuV/m	dBuV/m	dB	dBuV	dB/m	dB	dB	1	10640.00	47.63	74.00	-26.37	59.39	39.53	12.26	63.55	---	---	Peak	2	15960.00	49.17	74.00	-24.83	55.98	42.55	14.77	64.13	---	---	Peak
Limit	Read	Ant	Cable	Preamp	APos	TPos	Remark																																																																																											
Freq	Level	Line	Margin	Level	Factor	Loss	Factor																																																																																											
MHz	dBuV/m	dBuV/m	dB	dBuV	dB/m	dB	dB																																																																																											
1	10640.00	48.29	74.00	-25.71	60.05	39.53	12.26	63.55	---	---	Peak																																																																																							
2	15960.00	48.81	74.00	-25.19	55.62	42.55	14.77	64.13	---	---	Peak																																																																																							
Limit	Read	Ant	Cable	Preamp	APos	TPos	Remark																																																																																											
Freq	Level	Line	Margin	Level	Factor	Loss	Factor																																																																																											
MHz	dBuV/m	dBuV/m	dB	dBuV	dB/m	dB	dB																																																																																											
1	10640.00	47.63	74.00	-26.37	59.39	39.53	12.26	63.55	---	---	Peak																																																																																							
2	15960.00	49.17	74.00	-24.83	55.98	42.55	14.77	64.13	---	---	Peak																																																																																							



		16																																																																																		
Mode		Band Edge																																																																																		
		U-NII-2C_5.47-5.725_802.11ac VHT20_CH100_5500MHz																																																																																		
Pol.	Horizontal	Fundamental																																																																																		
Peak	 <p style="text-align: right;">Date: 2023-10-11</p> <table border="1"> <thead> <tr> <th>Limit</th> <th>Read</th> <th>Ant</th> <th>Cable</th> <th>APos</th> <th>TPos</th> <th>Remark</th> </tr> <tr> <th>Freq</th> <th>Level</th> <th>Line</th> <th>Margin</th> <th>Level</th> <th>Factor</th> <th>Loss Factor</th> </tr> <tr> <th>MHz</th> <th>dBuV/m</th> <th>dBuV/m</th> <th>dB</th> <th>dBuV</th> <th>dB/m</th> <th>dB</th> <th>cm</th> <th>deg</th> </tr> </thead> <tbody> <tr> <td>1</td> <td>5442.25</td> <td>50.90</td> <td>74.00</td> <td>-23.10</td> <td>38.70</td> <td>36.02</td> <td>9.68</td> <td>33.50</td> <td>256</td> <td>337</td> <td>PEAK</td> </tr> <tr> <td>2</td> <td>5462.05</td> <td>50.35</td> <td>68.30</td> <td>-17.95</td> <td>38.17</td> <td>36.02</td> <td>9.69</td> <td>33.53</td> <td>256</td> <td>337</td> <td>PEAK</td> </tr> </tbody> </table>	Limit	Read	Ant	Cable	APos	TPos	Remark	Freq	Level	Line	Margin	Level	Factor	Loss Factor	MHz	dBuV/m	dBuV/m	dB	dBuV	dB/m	dB	cm	deg	1	5442.25	50.90	74.00	-23.10	38.70	36.02	9.68	33.50	256	337	PEAK	2	5462.05	50.35	68.30	-17.95	38.17	36.02	9.69	33.53	256	337	PEAK	 <p style="text-align: right;">Date: 2023-10-11</p> <table border="1"> <thead> <tr> <th>Limit</th> <th>Read</th> <th>Ant</th> <th>Cable</th> <th>APos</th> <th>TPos</th> <th>Remark</th> </tr> <tr> <th>Freq</th> <th>Level</th> <th>Line</th> <th>Margin</th> <th>Level</th> <th>Factor</th> <th>Loss Factor</th> </tr> <tr> <th>MHz</th> <th>dBuV/m</th> <th>dBuV/m</th> <th>dB</th> <th>dBuV</th> <th>dB/m</th> <th>dB</th> <th>cm</th> <th>deg</th> </tr> </thead> <tbody> <tr> <td>1</td> <td>5500.00</td> <td>101.63</td> <td>-----</td> <td>-----</td> <td>89.52</td> <td>36.00</td> <td>9.71</td> <td>33.60</td> <td>256</td> <td>337</td> <td>PEAK</td> </tr> </tbody> </table>	Limit	Read	Ant	Cable	APos	TPos	Remark	Freq	Level	Line	Margin	Level	Factor	Loss Factor	MHz	dBuV/m	dBuV/m	dB	dBuV	dB/m	dB	cm	deg	1	5500.00	101.63	-----	-----	89.52	36.00	9.71	33.60	256	337	PEAK
Limit	Read	Ant	Cable	APos	TPos	Remark																																																																														
Freq	Level	Line	Margin	Level	Factor	Loss Factor																																																																														
MHz	dBuV/m	dBuV/m	dB	dBuV	dB/m	dB	cm	deg																																																																												
1	5442.25	50.90	74.00	-23.10	38.70	36.02	9.68	33.50	256	337	PEAK																																																																									
2	5462.05	50.35	68.30	-17.95	38.17	36.02	9.69	33.53	256	337	PEAK																																																																									
Limit	Read	Ant	Cable	APos	TPos	Remark																																																																														
Freq	Level	Line	Margin	Level	Factor	Loss Factor																																																																														
MHz	dBuV/m	dBuV/m	dB	dBuV	dB/m	dB	cm	deg																																																																												
1	5500.00	101.63	-----	-----	89.52	36.00	9.71	33.60	256	337	PEAK																																																																									
Avg	 <p style="text-align: right;">Date: 2023-10-11</p> <table border="1"> <thead> <tr> <th>Limit</th> <th>Read</th> <th>Ant</th> <th>Cable</th> <th>APos</th> <th>TPos</th> <th>Remark</th> </tr> <tr> <th>Freq</th> <th>Level</th> <th>Line</th> <th>Margin</th> <th>Level</th> <th>Factor</th> <th>Loss Factor</th> </tr> <tr> <th>MHz</th> <th>dBuV/m</th> <th>dBuV/m</th> <th>dB</th> <th>dBuV</th> <th>dB/m</th> <th>dB</th> <th>cm</th> <th>deg</th> </tr> </thead> <tbody> <tr> <td>1</td> <td>5456.80</td> <td>41.10</td> <td>54.00</td> <td>-12.90</td> <td>28.91</td> <td>36.02</td> <td>9.69</td> <td>33.52</td> <td>256</td> <td>337</td> <td>AVERAGE</td> </tr> </tbody> </table>	Limit	Read	Ant	Cable	APos	TPos	Remark	Freq	Level	Line	Margin	Level	Factor	Loss Factor	MHz	dBuV/m	dBuV/m	dB	dBuV	dB/m	dB	cm	deg	1	5456.80	41.10	54.00	-12.90	28.91	36.02	9.69	33.52	256	337	AVERAGE	 <p style="text-align: right;">Date: 2023-10-11</p> <table border="1"> <thead> <tr> <th>Limit</th> <th>Read</th> <th>Ant</th> <th>Cable</th> <th>APos</th> <th>TPos</th> <th>Remark</th> </tr> <tr> <th>Freq</th> <th>Level</th> <th>Line</th> <th>Margin</th> <th>Level</th> <th>Factor</th> <th>Loss Factor</th> </tr> <tr> <th>MHz</th> <th>dBuV/m</th> <th>dBuV/m</th> <th>dB</th> <th>dBuV</th> <th>dB/m</th> <th>dB</th> <th>cm</th> <th>deg</th> </tr> </thead> <tbody> <tr> <td>1</td> <td>5500.00</td> <td>94.13</td> <td>-----</td> <td>-----</td> <td>82.02</td> <td>36.00</td> <td>9.71</td> <td>33.60</td> <td>256</td> <td>337</td> <td>AVERAGE</td> </tr> </tbody> </table>	Limit	Read	Ant	Cable	APos	TPos	Remark	Freq	Level	Line	Margin	Level	Factor	Loss Factor	MHz	dBuV/m	dBuV/m	dB	dBuV	dB/m	dB	cm	deg	1	5500.00	94.13	-----	-----	82.02	36.00	9.71	33.60	256	337	AVERAGE												
Limit	Read	Ant	Cable	APos	TPos	Remark																																																																														
Freq	Level	Line	Margin	Level	Factor	Loss Factor																																																																														
MHz	dBuV/m	dBuV/m	dB	dBuV	dB/m	dB	cm	deg																																																																												
1	5456.80	41.10	54.00	-12.90	28.91	36.02	9.69	33.52	256	337	AVERAGE																																																																									
Limit	Read	Ant	Cable	APos	TPos	Remark																																																																														
Freq	Level	Line	Margin	Level	Factor	Loss Factor																																																																														
MHz	dBuV/m	dBuV/m	dB	dBuV	dB/m	dB	cm	deg																																																																												
1	5500.00	94.13	-----	-----	82.02	36.00	9.71	33.60	256	337	AVERAGE																																																																									



		16																																																																																				
Mode		Band Edge																																																																																				
		U-NII-2C_5.47-5.725_802.11ac VHT20_CH100_5500MHz																																																																																				
Pol.	Vertical	Fundamental																																																																																				
Peak	<table border="1"> <thead> <tr> <th>Limit</th> <th>Read</th> <th>Ant</th> <th>Cable</th> <th>Preamp</th> <th>APos</th> <th>TPos</th> <th>Remark</th> </tr> <tr> <th>Freq</th> <th>Level</th> <th>Line</th> <th>Margin</th> <th>Level</th> <th>Factor</th> <th>Loss</th> <th>Factor</th> </tr> <tr> <th>MHz</th> <th>dBuV/m</th> <th>dBuV/m</th> <th>dB</th> <th>dBuV</th> <th>dB/m</th> <th>dB</th> <th>dB</th> </tr> </thead> <tbody> <tr> <td>1</td> <td>5453.65</td> <td>51.02</td> <td>74.00</td> <td>-22.98</td> <td>38.84</td> <td>36.02</td> <td>9.68</td> <td>33.52</td> <td>192</td> <td>0</td> <td>PEAK</td> </tr> <tr> <td>2</td> <td>5460.70</td> <td>51.12</td> <td>68.30</td> <td>-17.18</td> <td>38.94</td> <td>36.02</td> <td>9.69</td> <td>33.53</td> <td>192</td> <td>0</td> <td>PEAK</td> </tr> </tbody> </table>	Limit	Read	Ant	Cable	Preamp	APos	TPos	Remark	Freq	Level	Line	Margin	Level	Factor	Loss	Factor	MHz	dBuV/m	dBuV/m	dB	dBuV	dB/m	dB	dB	1	5453.65	51.02	74.00	-22.98	38.84	36.02	9.68	33.52	192	0	PEAK	2	5460.70	51.12	68.30	-17.18	38.94	36.02	9.69	33.53	192	0	PEAK	<table border="1"> <thead> <tr> <th>Limit</th> <th>Read</th> <th>Ant</th> <th>Cable</th> <th>Preamp</th> <th>APos</th> <th>TPos</th> <th>Remark</th> </tr> <tr> <th>Freq</th> <th>Level</th> <th>Line</th> <th>Margin</th> <th>Level</th> <th>Factor</th> <th>Loss</th> <th>Factor</th> </tr> <tr> <th>MHz</th> <th>dBuV/m</th> <th>dBuV/m</th> <th>dB</th> <th>dBuV</th> <th>dB/m</th> <th>dB</th> <th>dB</th> </tr> </thead> <tbody> <tr> <td>1</td> <td>5500.00</td> <td>103.63</td> <td>-----</td> <td>-----</td> <td>91.52</td> <td>36.00</td> <td>9.71</td> <td>33.60</td> <td>192</td> <td>0</td> <td>PEAK</td> </tr> </tbody> </table>	Limit	Read	Ant	Cable	Preamp	APos	TPos	Remark	Freq	Level	Line	Margin	Level	Factor	Loss	Factor	MHz	dBuV/m	dBuV/m	dB	dBuV	dB/m	dB	dB	1	5500.00	103.63	-----	-----	91.52	36.00	9.71	33.60	192	0	PEAK
Limit	Read	Ant	Cable	Preamp	APos	TPos	Remark																																																																															
Freq	Level	Line	Margin	Level	Factor	Loss	Factor																																																																															
MHz	dBuV/m	dBuV/m	dB	dBuV	dB/m	dB	dB																																																																															
1	5453.65	51.02	74.00	-22.98	38.84	36.02	9.68	33.52	192	0	PEAK																																																																											
2	5460.70	51.12	68.30	-17.18	38.94	36.02	9.69	33.53	192	0	PEAK																																																																											
Limit	Read	Ant	Cable	Preamp	APos	TPos	Remark																																																																															
Freq	Level	Line	Margin	Level	Factor	Loss	Factor																																																																															
MHz	dBuV/m	dBuV/m	dB	dBuV	dB/m	dB	dB																																																																															
1	5500.00	103.63	-----	-----	91.52	36.00	9.71	33.60	192	0	PEAK																																																																											
Avg	<table border="1"> <thead> <tr> <th>Limit</th> <th>Read</th> <th>Ant</th> <th>Cable</th> <th>Preamp</th> <th>APos</th> <th>TPos</th> <th>Remark</th> </tr> <tr> <th>Freq</th> <th>Level</th> <th>Line</th> <th>Margin</th> <th>Level</th> <th>Factor</th> <th>Loss</th> <th>Factor</th> </tr> <tr> <th>MHz</th> <th>dBuV/m</th> <th>dBuV/m</th> <th>dB</th> <th>dBuV</th> <th>dB/m</th> <th>dB</th> <th>dB</th> </tr> </thead> <tbody> <tr> <td>1</td> <td>5452.60</td> <td>41.42</td> <td>54.00</td> <td>-12.58</td> <td>29.23</td> <td>36.02</td> <td>9.68</td> <td>33.51</td> <td>192</td> <td>0</td> <td>AVERAGE</td> </tr> </tbody> </table>	Limit	Read	Ant	Cable	Preamp	APos	TPos	Remark	Freq	Level	Line	Margin	Level	Factor	Loss	Factor	MHz	dBuV/m	dBuV/m	dB	dBuV	dB/m	dB	dB	1	5452.60	41.42	54.00	-12.58	29.23	36.02	9.68	33.51	192	0	AVERAGE	<table border="1"> <thead> <tr> <th>Limit</th> <th>Read</th> <th>Ant</th> <th>Cable</th> <th>Preamp</th> <th>APos</th> <th>TPos</th> <th>Remark</th> </tr> <tr> <th>Freq</th> <th>Level</th> <th>Line</th> <th>Margin</th> <th>Level</th> <th>Factor</th> <th>Loss</th> <th>Factor</th> </tr> <tr> <th>MHz</th> <th>dBuV/m</th> <th>dBuV/m</th> <th>dB</th> <th>dBuV</th> <th>dB/m</th> <th>dB</th> <th>dB</th> </tr> </thead> <tbody> <tr> <td>1</td> <td>5500.00</td> <td>96.84</td> <td>-----</td> <td>-----</td> <td>84.73</td> <td>36.00</td> <td>9.71</td> <td>33.60</td> <td>192</td> <td>0</td> <td>AVERAGE</td> </tr> </tbody> </table>	Limit	Read	Ant	Cable	Preamp	APos	TPos	Remark	Freq	Level	Line	Margin	Level	Factor	Loss	Factor	MHz	dBuV/m	dBuV/m	dB	dBuV	dB/m	dB	dB	1	5500.00	96.84	-----	-----	84.73	36.00	9.71	33.60	192	0	AVERAGE												
Limit	Read	Ant	Cable	Preamp	APos	TPos	Remark																																																																															
Freq	Level	Line	Margin	Level	Factor	Loss	Factor																																																																															
MHz	dBuV/m	dBuV/m	dB	dBuV	dB/m	dB	dB																																																																															
1	5452.60	41.42	54.00	-12.58	29.23	36.02	9.68	33.51	192	0	AVERAGE																																																																											
Limit	Read	Ant	Cable	Preamp	APos	TPos	Remark																																																																															
Freq	Level	Line	Margin	Level	Factor	Loss	Factor																																																																															
MHz	dBuV/m	dBuV/m	dB	dBuV	dB/m	dB	dB																																																																															
1	5500.00	96.84	-----	-----	84.73	36.00	9.71	33.60	192	0	AVERAGE																																																																											



Mode	16																																																																																																	
	Harmonic																																																																																																	
	U-NII-2C_5.47-5.725_802.11ac VHT20_CH100_5500MHz																																																																																																	
Pol.	Horizontal	Vertical																																																																																																
Peak Avg	<table border="1"> <thead> <tr> <th>Limit</th> <th>Read</th> <th>Ant</th> <th>Cable</th> <th>Preamp</th> <th>APos</th> <th>TPos</th> <th>Remark</th> </tr> <tr> <th>Freq</th> <th>Level</th> <th>Line</th> <th>Margin</th> <th>Level</th> <th>Factor</th> <th>Loss</th> <th>Factor</th> </tr> <tr> <th>MHz</th> <th>dBuV/m</th> <th>dBuV/m</th> <th>dB</th> <th>dBuV</th> <th>dB/m</th> <th>dB</th> <th>dB</th> </tr> </thead> <tbody> <tr> <td>1</td> <td>11000.00</td> <td>49.43</td> <td>74.00</td> <td>-24.57</td> <td>60.73</td> <td>39.60</td> <td>12.52</td> <td>63.42</td> <td>---</td> <td>---</td> <td>Peak</td> </tr> <tr> <td>2</td> <td>16500.00</td> <td>49.47</td> <td>68.30</td> <td>-18.83</td> <td>55.71</td> <td>43.25</td> <td>15.17</td> <td>64.66</td> <td>---</td> <td>---</td> <td>Peak</td> </tr> </tbody> </table>	Limit	Read	Ant	Cable	Preamp	APos	TPos	Remark	Freq	Level	Line	Margin	Level	Factor	Loss	Factor	MHz	dBuV/m	dBuV/m	dB	dBuV	dB/m	dB	dB	1	11000.00	49.43	74.00	-24.57	60.73	39.60	12.52	63.42	---	---	Peak	2	16500.00	49.47	68.30	-18.83	55.71	43.25	15.17	64.66	---	---	Peak	<table border="1"> <thead> <tr> <th>Limit</th> <th>Read</th> <th>Ant</th> <th>Cable</th> <th>Preamp</th> <th>APos</th> <th>TPos</th> <th>Remark</th> </tr> <tr> <th>Freq</th> <th>Level</th> <th>Line</th> <th>Margin</th> <th>Level</th> <th>Factor</th> <th>Loss</th> <th>Factor</th> </tr> <tr> <th>MHz</th> <th>dBuV/m</th> <th>dBuV/m</th> <th>dB</th> <th>dBuV</th> <th>dB/m</th> <th>dB</th> <th>dB</th> </tr> </thead> <tbody> <tr> <td>1</td> <td>11000.00</td> <td>49.16</td> <td>74.00</td> <td>-24.84</td> <td>60.46</td> <td>39.60</td> <td>12.52</td> <td>63.42</td> <td>---</td> <td>---</td> <td>Peak</td> </tr> <tr> <td>2</td> <td>16500.00</td> <td>50.46</td> <td>68.30</td> <td>-17.84</td> <td>56.70</td> <td>43.25</td> <td>15.17</td> <td>64.66</td> <td>---</td> <td>---</td> <td>Peak</td> </tr> </tbody> </table>	Limit	Read	Ant	Cable	Preamp	APos	TPos	Remark	Freq	Level	Line	Margin	Level	Factor	Loss	Factor	MHz	dBuV/m	dBuV/m	dB	dBuV	dB/m	dB	dB	1	11000.00	49.16	74.00	-24.84	60.46	39.60	12.52	63.42	---	---	Peak	2	16500.00	50.46	68.30	-17.84	56.70	43.25	15.17	64.66	---	---	Peak
Limit	Read	Ant	Cable	Preamp	APos	TPos	Remark																																																																																											
Freq	Level	Line	Margin	Level	Factor	Loss	Factor																																																																																											
MHz	dBuV/m	dBuV/m	dB	dBuV	dB/m	dB	dB																																																																																											
1	11000.00	49.43	74.00	-24.57	60.73	39.60	12.52	63.42	---	---	Peak																																																																																							
2	16500.00	49.47	68.30	-18.83	55.71	43.25	15.17	64.66	---	---	Peak																																																																																							
Limit	Read	Ant	Cable	Preamp	APos	TPos	Remark																																																																																											
Freq	Level	Line	Margin	Level	Factor	Loss	Factor																																																																																											
MHz	dBuV/m	dBuV/m	dB	dBuV	dB/m	dB	dB																																																																																											
1	11000.00	49.16	74.00	-24.84	60.46	39.60	12.52	63.42	---	---	Peak																																																																																							
2	16500.00	50.46	68.30	-17.84	56.70	43.25	15.17	64.66	---	---	Peak																																																																																							



Mode	17																																																																																																	
	Harmonic																																																																																																	
	U-NII-2C_5.47-5.725_802.11ac VHT20_CH116_5580MHz																																																																																																	
Pol.	Horizontal	Vertical																																																																																																
Peak Avg	<p>Date: 2023-10-19</p> <table border="1"> <thead> <tr> <th>Limit</th> <th>Read</th> <th>Ant</th> <th>Cable</th> <th>Preamp</th> <th>APos</th> <th>TPos</th> <th>Remark</th> </tr> <tr> <th>Freq</th> <th>Level</th> <th>Line</th> <th>Margin</th> <th>Level</th> <th>Factor</th> <th>Loss</th> <th>Factor</th> </tr> <tr> <th>MHz</th> <th>dBuV/m</th> <th>dBuV/m</th> <th>dB</th> <th>dBuV</th> <th>dB/m</th> <th>dB</th> <th>dB</th> </tr> </thead> <tbody> <tr> <td>1</td> <td>11160.00</td> <td>48.98</td> <td>74.00</td> <td>-25.02</td> <td>60.17</td> <td>39.60</td> <td>12.64</td> <td>63.43</td> <td>---</td> <td>---</td> <td>Peak</td> </tr> <tr> <td>2</td> <td>16740.00</td> <td>50.64</td> <td>68.30</td> <td>-17.66</td> <td>56.64</td> <td>43.56</td> <td>15.35</td> <td>64.91</td> <td>---</td> <td>---</td> <td>Peak</td> </tr> </tbody> </table>	Limit	Read	Ant	Cable	Preamp	APos	TPos	Remark	Freq	Level	Line	Margin	Level	Factor	Loss	Factor	MHz	dBuV/m	dBuV/m	dB	dBuV	dB/m	dB	dB	1	11160.00	48.98	74.00	-25.02	60.17	39.60	12.64	63.43	---	---	Peak	2	16740.00	50.64	68.30	-17.66	56.64	43.56	15.35	64.91	---	---	Peak	<p>Date: 2023-10-19</p> <table border="1"> <thead> <tr> <th>Limit</th> <th>Read</th> <th>Ant</th> <th>Cable</th> <th>Preamp</th> <th>APos</th> <th>TPos</th> <th>Remark</th> </tr> <tr> <th>Freq</th> <th>Level</th> <th>Line</th> <th>Margin</th> <th>Level</th> <th>Factor</th> <th>Loss</th> <th>Factor</th> </tr> <tr> <th>MHz</th> <th>dBuV/m</th> <th>dBuV/m</th> <th>dB</th> <th>dBuV</th> <th>dB/m</th> <th>dB</th> <th>dB</th> </tr> </thead> <tbody> <tr> <td>1</td> <td>11160.00</td> <td>49.07</td> <td>74.00</td> <td>-24.93</td> <td>60.26</td> <td>39.60</td> <td>12.64</td> <td>63.43</td> <td>---</td> <td>---</td> <td>Peak</td> </tr> <tr> <td>2</td> <td>16740.00</td> <td>49.14</td> <td>68.30</td> <td>-19.16</td> <td>55.14</td> <td>43.56</td> <td>15.35</td> <td>64.91</td> <td>---</td> <td>---</td> <td>Peak</td> </tr> </tbody> </table>	Limit	Read	Ant	Cable	Preamp	APos	TPos	Remark	Freq	Level	Line	Margin	Level	Factor	Loss	Factor	MHz	dBuV/m	dBuV/m	dB	dBuV	dB/m	dB	dB	1	11160.00	49.07	74.00	-24.93	60.26	39.60	12.64	63.43	---	---	Peak	2	16740.00	49.14	68.30	-19.16	55.14	43.56	15.35	64.91	---	---	Peak
Limit	Read	Ant	Cable	Preamp	APos	TPos	Remark																																																																																											
Freq	Level	Line	Margin	Level	Factor	Loss	Factor																																																																																											
MHz	dBuV/m	dBuV/m	dB	dBuV	dB/m	dB	dB																																																																																											
1	11160.00	48.98	74.00	-25.02	60.17	39.60	12.64	63.43	---	---	Peak																																																																																							
2	16740.00	50.64	68.30	-17.66	56.64	43.56	15.35	64.91	---	---	Peak																																																																																							
Limit	Read	Ant	Cable	Preamp	APos	TPos	Remark																																																																																											
Freq	Level	Line	Margin	Level	Factor	Loss	Factor																																																																																											
MHz	dBuV/m	dBuV/m	dB	dBuV	dB/m	dB	dB																																																																																											
1	11160.00	49.07	74.00	-24.93	60.26	39.60	12.64	63.43	---	---	Peak																																																																																							
2	16740.00	49.14	68.30	-19.16	55.14	43.56	15.35	64.91	---	---	Peak																																																																																							



		18																																																																									
Mode	Band Edge																																																																										
	U-NII-2C_5.47-5.725_802.11ac VHT20_CH140_5700MHZ																																																																										
Pol.	Horizontal		Fundamental																																																																								
Peak																																																																											
	<table border="1"> <thead> <tr> <th>Limit</th> <th>Read</th> <th>Ant</th> <th>Cable</th> <th>Preamp</th> <th>APos</th> <th>TPos</th> <th>Remark</th> </tr> <tr> <th>Freq</th> <th>Level</th> <th>Line</th> <th>Margin</th> <th>Level</th> <th>Factor</th> <th>Loss</th> <th>Factor</th> </tr> <tr> <th>MHz</th> <th>dBuV/m</th> <th>dBuV/m</th> <th>dB</th> <th>dBuV</th> <th>dB/m</th> <th>dB</th> <th>dB</th> </tr> </thead> <tbody> <tr> <td>1</td> <td>5725.74</td> <td>54.05</td> <td>68.30</td> <td>-14.25</td> <td>41.17</td> <td>36.32</td> <td>10.02</td> <td>33.46</td> <td>200</td> <td>344</td> <td>PEAK</td> </tr> </tbody> </table>		Limit	Read	Ant	Cable	Preamp	APos	TPos	Remark	Freq	Level	Line	Margin	Level	Factor	Loss	Factor	MHz	dBuV/m	dBuV/m	dB	dBuV	dB/m	dB	dB	1	5725.74	54.05	68.30	-14.25	41.17	36.32	10.02	33.46	200	344	PEAK	<table border="1"> <thead> <tr> <th>Limit</th> <th>Read</th> <th>Ant</th> <th>Cable</th> <th>Preamp</th> <th>APos</th> <th>TPos</th> <th>Remark</th> </tr> <tr> <th>Freq</th> <th>Level</th> <th>Line</th> <th>Margin</th> <th>Level</th> <th>Factor</th> <th>Loss</th> <th>Factor</th> </tr> <tr> <th>MHz</th> <th>dBuV/m</th> <th>dBuV/m</th> <th>dB</th> <th>dBuV</th> <th>dB/m</th> <th>dB</th> <th>dB</th> </tr> </thead> <tbody> <tr> <td>1</td> <td>5700.00</td> <td>104.02</td> <td>-----</td> <td>-----</td> <td>91.24</td> <td>36.29</td> <td>9.97</td> <td>33.48</td> <td>200</td> <td>344</td> <td>PEAK</td> </tr> </tbody> </table>		Limit	Read	Ant	Cable	Preamp	APos	TPos	Remark	Freq	Level	Line	Margin	Level	Factor	Loss	Factor	MHz	dBuV/m	dBuV/m	dB	dBuV	dB/m	dB	dB	1	5700.00	104.02	-----	-----	91.24	36.29	9.97	33.48	200	344
Limit	Read	Ant	Cable	Preamp	APos	TPos	Remark																																																																				
Freq	Level	Line	Margin	Level	Factor	Loss	Factor																																																																				
MHz	dBuV/m	dBuV/m	dB	dBuV	dB/m	dB	dB																																																																				
1	5725.74	54.05	68.30	-14.25	41.17	36.32	10.02	33.46	200	344	PEAK																																																																
Limit	Read	Ant	Cable	Preamp	APos	TPos	Remark																																																																				
Freq	Level	Line	Margin	Level	Factor	Loss	Factor																																																																				
MHz	dBuV/m	dBuV/m	dB	dBuV	dB/m	dB	dB																																																																				
1	5700.00	104.02	-----	-----	91.24	36.29	9.97	33.48	200	344	PEAK																																																																
Avg	Blank																																																																										
			<table border="1"> <thead> <tr> <th>Limit</th> <th>Read</th> <th>Ant</th> <th>Cable</th> <th>Preamp</th> <th>APos</th> <th>TPos</th> <th>Remark</th> </tr> <tr> <th>Freq</th> <th>Level</th> <th>Line</th> <th>Margin</th> <th>Level</th> <th>Factor</th> <th>Loss</th> <th>Factor</th> </tr> <tr> <th>MHz</th> <th>dBuV/m</th> <th>dBuV/m</th> <th>dB</th> <th>dBuV</th> <th>dB/m</th> <th>dB</th> <th>dB</th> </tr> </thead> <tbody> <tr> <td>1</td> <td>5700.00</td> <td>97.04</td> <td>-----</td> <td>-----</td> <td>84.28</td> <td>36.28</td> <td>9.96</td> <td>33.48</td> <td>200</td> <td>344</td> <td>AVERAGE</td> </tr> </tbody> </table>	Limit	Read	Ant	Cable	Preamp	APos	TPos	Remark	Freq	Level	Line	Margin	Level	Factor	Loss	Factor	MHz	dBuV/m	dBuV/m	dB	dBuV	dB/m	dB	dB	1	5700.00	97.04	-----	-----	84.28	36.28	9.96	33.48	200	344	AVERAGE																																				
Limit	Read	Ant	Cable	Preamp	APos	TPos	Remark																																																																				
Freq	Level	Line	Margin	Level	Factor	Loss	Factor																																																																				
MHz	dBuV/m	dBuV/m	dB	dBuV	dB/m	dB	dB																																																																				
1	5700.00	97.04	-----	-----	84.28	36.28	9.96	33.48	200	344	AVERAGE																																																																



		18																																																																								
Mode		Band Edge																																																																								
		U-NII-2C_5.47-5.725_802.11ac VHT20_CH140_5700MHZ																																																																								
Pol.	Vertical	Fundamental																																																																								
Peak	<table border="1"> <thead> <tr> <th>Limit</th> <th>Read</th> <th>Ant</th> <th>Cable</th> <th>Preamp</th> <th>APos</th> <th>TPos</th> <th>Remark</th> </tr> <tr> <th>Freq</th> <th>Level</th> <th>Line</th> <th>Margin</th> <th>Level</th> <th>Factor</th> <th>Loss Factor</th> <th></th> </tr> <tr> <th>MHz</th> <th>dBuV/m</th> <th>dBuV/m</th> <th>dB</th> <th>dBuV</th> <th>dB/m</th> <th>dB</th> <th>dB</th> </tr> </thead> <tbody> <tr> <td>1</td> <td>5725.35</td> <td>52.79</td> <td>68.30</td> <td>-15.51</td> <td>39.91</td> <td>36.32</td> <td>10.02</td> <td>33.46</td> <td>185</td> <td>360</td> <td>PEAK</td> </tr> </tbody> </table>	Limit	Read	Ant	Cable	Preamp	APos	TPos	Remark	Freq	Level	Line	Margin	Level	Factor	Loss Factor		MHz	dBuV/m	dBuV/m	dB	dBuV	dB/m	dB	dB	1	5725.35	52.79	68.30	-15.51	39.91	36.32	10.02	33.46	185	360	PEAK	<table border="1"> <thead> <tr> <th>Limit</th> <th>Read</th> <th>Ant</th> <th>Cable</th> <th>Preamp</th> <th>APos</th> <th>TPos</th> <th>Remark</th> </tr> <tr> <th>Freq</th> <th>Level</th> <th>Line</th> <th>Margin</th> <th>Level</th> <th>Factor</th> <th>Loss Factor</th> <th></th> </tr> <tr> <th>MHz</th> <th>dBuV/m</th> <th>dBuV/m</th> <th>dB</th> <th>dBuV</th> <th>dB/m</th> <th>dB</th> <th>dB</th> </tr> </thead> <tbody> <tr> <td>1</td> <td>5700.00</td> <td>104.60</td> <td>-----</td> <td>-----</td> <td>91.82</td> <td>36.29</td> <td>9.97</td> <td>33.48</td> <td>185</td> <td>360</td> <td>PEAK</td> </tr> </tbody> </table>	Limit	Read	Ant	Cable	Preamp	APos	TPos	Remark	Freq	Level	Line	Margin	Level	Factor	Loss Factor		MHz	dBuV/m	dBuV/m	dB	dBuV	dB/m	dB	dB	1	5700.00	104.60	-----	-----	91.82	36.29	9.97	33.48	185	360	PEAK
Limit	Read	Ant	Cable	Preamp	APos	TPos	Remark																																																																			
Freq	Level	Line	Margin	Level	Factor	Loss Factor																																																																				
MHz	dBuV/m	dBuV/m	dB	dBuV	dB/m	dB	dB																																																																			
1	5725.35	52.79	68.30	-15.51	39.91	36.32	10.02	33.46	185	360	PEAK																																																															
Limit	Read	Ant	Cable	Preamp	APos	TPos	Remark																																																																			
Freq	Level	Line	Margin	Level	Factor	Loss Factor																																																																				
MHz	dBuV/m	dBuV/m	dB	dBuV	dB/m	dB	dB																																																																			
1	5700.00	104.60	-----	-----	91.82	36.29	9.97	33.48	185	360	PEAK																																																															
Avg	Blank	<table border="1"> <thead> <tr> <th>Limit</th> <th>Read</th> <th>Ant</th> <th>Cable</th> <th>Preamp</th> <th>APos</th> <th>TPos</th> <th>Remark</th> </tr> <tr> <th>Freq</th> <th>Level</th> <th>Line</th> <th>Margin</th> <th>Level</th> <th>Factor</th> <th>Loss Factor</th> <th></th> </tr> <tr> <th>MHz</th> <th>dBuV/m</th> <th>dBuV/m</th> <th>dB</th> <th>dBuV</th> <th>dB/m</th> <th>dB</th> <th>dB</th> </tr> </thead> <tbody> <tr> <td>1</td> <td>5700.00</td> <td>97.89</td> <td>-----</td> <td>-----</td> <td>85.11</td> <td>36.29</td> <td>9.97</td> <td>33.48</td> <td>185</td> <td>360</td> <td>AVERAGE</td> </tr> </tbody> </table>		Limit	Read	Ant	Cable	Preamp	APos	TPos	Remark	Freq	Level	Line	Margin	Level	Factor	Loss Factor		MHz	dBuV/m	dBuV/m	dB	dBuV	dB/m	dB	dB	1	5700.00	97.89	-----	-----	85.11	36.29	9.97	33.48	185	360	AVERAGE																																			
Limit	Read	Ant	Cable	Preamp	APos	TPos	Remark																																																																			
Freq	Level	Line	Margin	Level	Factor	Loss Factor																																																																				
MHz	dBuV/m	dBuV/m	dB	dBuV	dB/m	dB	dB																																																																			
1	5700.00	97.89	-----	-----	85.11	36.29	9.97	33.48	185	360	AVERAGE																																																															





Mode	18																																																																																																	
	Harmonic																																																																																																	
	U-NII-2C_5.47-5.725_802.11ac VHT20_CH140_5700MHz																																																																																																	
Pol.	Horizontal	Vertical																																																																																																
Peak Avg	<p>Date: 2023-10-12</p> <table border="1"> <thead> <tr> <th>Limit</th> <th>Read</th> <th>Ant</th> <th>Cable</th> <th>Preamp</th> <th>APos</th> <th>TPos</th> <th>Remark</th> </tr> <tr> <th>Freq</th> <th>Level</th> <th>Line</th> <th>Margin</th> <th>Level</th> <th>Factor</th> <th>Loss</th> <th>Factor</th> </tr> <tr> <th>MHz</th> <th>dBuV/m</th> <th>dBuV/m</th> <th>dB</th> <th>dBuV</th> <th>dB/m</th> <th>dB</th> <th>dB</th> </tr> </thead> <tbody> <tr> <td>1</td> <td>11400.00</td> <td>48.66</td> <td>74.00</td> <td>-25.34</td> <td>59.69</td> <td>39.60</td> <td>12.81</td> <td>63.44</td> <td>---</td> <td>---</td> <td>Peak</td> </tr> <tr> <td>2</td> <td>17100.00</td> <td>50.07</td> <td>68.30</td> <td>-18.23</td> <td>55.66</td> <td>44.02</td> <td>15.62</td> <td>65.23</td> <td>---</td> <td>---</td> <td>Peak</td> </tr> </tbody> </table>	Limit	Read	Ant	Cable	Preamp	APos	TPos	Remark	Freq	Level	Line	Margin	Level	Factor	Loss	Factor	MHz	dBuV/m	dBuV/m	dB	dBuV	dB/m	dB	dB	1	11400.00	48.66	74.00	-25.34	59.69	39.60	12.81	63.44	---	---	Peak	2	17100.00	50.07	68.30	-18.23	55.66	44.02	15.62	65.23	---	---	Peak	<p>Date: 2023-10-12</p> <table border="1"> <thead> <tr> <th>Limit</th> <th>Read</th> <th>Ant</th> <th>Cable</th> <th>Preamp</th> <th>APos</th> <th>TPos</th> <th>Remark</th> </tr> <tr> <th>Freq</th> <th>Level</th> <th>Line</th> <th>Margin</th> <th>Level</th> <th>Factor</th> <th>Loss</th> <th>Factor</th> </tr> <tr> <th>MHz</th> <th>dBuV/m</th> <th>dBuV/m</th> <th>dB</th> <th>dBuV</th> <th>dB/m</th> <th>dB</th> <th>dB</th> </tr> </thead> <tbody> <tr> <td>1</td> <td>11400.00</td> <td>48.17</td> <td>74.00</td> <td>-25.83</td> <td>59.20</td> <td>39.60</td> <td>12.81</td> <td>63.44</td> <td>---</td> <td>---</td> <td>Peak</td> </tr> <tr> <td>2</td> <td>17100.00</td> <td>49.66</td> <td>68.30</td> <td>-18.64</td> <td>55.25</td> <td>44.02</td> <td>15.62</td> <td>65.23</td> <td>---</td> <td>---</td> <td>Peak</td> </tr> </tbody> </table>	Limit	Read	Ant	Cable	Preamp	APos	TPos	Remark	Freq	Level	Line	Margin	Level	Factor	Loss	Factor	MHz	dBuV/m	dBuV/m	dB	dBuV	dB/m	dB	dB	1	11400.00	48.17	74.00	-25.83	59.20	39.60	12.81	63.44	---	---	Peak	2	17100.00	49.66	68.30	-18.64	55.25	44.02	15.62	65.23	---	---	Peak
Limit	Read	Ant	Cable	Preamp	APos	TPos	Remark																																																																																											
Freq	Level	Line	Margin	Level	Factor	Loss	Factor																																																																																											
MHz	dBuV/m	dBuV/m	dB	dBuV	dB/m	dB	dB																																																																																											
1	11400.00	48.66	74.00	-25.34	59.69	39.60	12.81	63.44	---	---	Peak																																																																																							
2	17100.00	50.07	68.30	-18.23	55.66	44.02	15.62	65.23	---	---	Peak																																																																																							
Limit	Read	Ant	Cable	Preamp	APos	TPos	Remark																																																																																											
Freq	Level	Line	Margin	Level	Factor	Loss	Factor																																																																																											
MHz	dBuV/m	dBuV/m	dB	dBuV	dB/m	dB	dB																																																																																											
1	11400.00	48.17	74.00	-25.83	59.20	39.60	12.81	63.44	---	---	Peak																																																																																							
2	17100.00	49.66	68.30	-18.64	55.25	44.02	15.62	65.23	---	---	Peak																																																																																							



		19																																																																								
Mode		Band Edge - L																																																																								
		U-NII-1_5.15-5.25_802.11ac VHT40_CH38_5190MHz																																																																								
Pol.	Horizontal	Fundamental																																																																								
Peak	<table border="1"> <thead> <tr> <th>Limit</th> <th>Read</th> <th>Ant</th> <th>Cable</th> <th>Preamp</th> <th>APos</th> <th>TPos</th> <th>Remark</th> </tr> <tr> <th>Freq</th> <th>Level</th> <th>Line</th> <th>Margin</th> <th>Level</th> <th>Factor</th> <th>Loss Factor</th> <th></th> </tr> <tr> <th>MHz</th> <th>dBuV/m</th> <th>dBuV/m</th> <th>dB</th> <th>dBuV</th> <th>dB/m</th> <th>dB</th> <th>dB</th> </tr> </thead> <tbody> <tr> <td>1</td> <td>5149.53</td> <td>56.55</td> <td>74.00</td> <td>-17.45</td> <td>44.85</td> <td>36.14</td> <td>8.53</td> <td>32.97</td> <td>300</td> <td>83</td> <td>PEAK</td> </tr> </tbody> </table>	Limit	Read	Ant	Cable	Preamp	APos	TPos	Remark	Freq	Level	Line	Margin	Level	Factor	Loss Factor		MHz	dBuV/m	dBuV/m	dB	dBuV	dB/m	dB	dB	1	5149.53	56.55	74.00	-17.45	44.85	36.14	8.53	32.97	300	83	PEAK	<table border="1"> <thead> <tr> <th>Limit</th> <th>Read</th> <th>Ant</th> <th>Cable</th> <th>Preamp</th> <th>APos</th> <th>TPos</th> <th>Remark</th> </tr> <tr> <th>Freq</th> <th>Level</th> <th>Line</th> <th>Margin</th> <th>Level</th> <th>Factor</th> <th>Loss Factor</th> <th></th> </tr> <tr> <th>MHz</th> <th>dBuV/m</th> <th>dBuV/m</th> <th>dB</th> <th>dBuV</th> <th>dB/m</th> <th>dB</th> <th>dB</th> </tr> </thead> <tbody> <tr> <td>1</td> <td>5190.00</td> <td>98.89</td> <td>-----</td> <td>-----</td> <td>87.20</td> <td>36.12</td> <td>8.62</td> <td>33.05</td> <td>300</td> <td>83</td> <td>PEAK</td> </tr> </tbody> </table>	Limit	Read	Ant	Cable	Preamp	APos	TPos	Remark	Freq	Level	Line	Margin	Level	Factor	Loss Factor		MHz	dBuV/m	dBuV/m	dB	dBuV	dB/m	dB	dB	1	5190.00	98.89	-----	-----	87.20	36.12	8.62	33.05	300	83	PEAK
	Limit	Read	Ant	Cable	Preamp	APos	TPos	Remark																																																																		
Freq	Level	Line	Margin	Level	Factor	Loss Factor																																																																				
MHz	dBuV/m	dBuV/m	dB	dBuV	dB/m	dB	dB																																																																			
1	5149.53	56.55	74.00	-17.45	44.85	36.14	8.53	32.97	300	83	PEAK																																																															
Limit	Read	Ant	Cable	Preamp	APos	TPos	Remark																																																																			
Freq	Level	Line	Margin	Level	Factor	Loss Factor																																																																				
MHz	dBuV/m	dBuV/m	dB	dBuV	dB/m	dB	dB																																																																			
1	5190.00	98.89	-----	-----	87.20	36.12	8.62	33.05	300	83	PEAK																																																															
Avg	<table border="1"> <thead> <tr> <th>Limit</th> <th>Read</th> <th>Ant</th> <th>Cable</th> <th>Preamp</th> <th>APos</th> <th>TPos</th> <th>Remark</th> </tr> <tr> <th>Freq</th> <th>Level</th> <th>Line</th> <th>Margin</th> <th>Level</th> <th>Factor</th> <th>Loss Factor</th> <th></th> </tr> <tr> <th>MHz</th> <th>dBuV/m</th> <th>dBuV/m</th> <th>dB</th> <th>dBuV</th> <th>dB/m</th> <th>dB</th> <th>dB</th> </tr> </thead> <tbody> <tr> <td>1</td> <td>5149.91</td> <td>48.14</td> <td>54.00</td> <td>-5.86</td> <td>36.43</td> <td>36.14</td> <td>8.54</td> <td>32.97</td> <td>300</td> <td>83</td> <td>AVERAGE</td> </tr> </tbody> </table>	Limit	Read	Ant	Cable	Preamp	APos	TPos	Remark	Freq	Level	Line	Margin	Level	Factor	Loss Factor		MHz	dBuV/m	dBuV/m	dB	dBuV	dB/m	dB	dB	1	5149.91	48.14	54.00	-5.86	36.43	36.14	8.54	32.97	300	83	AVERAGE	<table border="1"> <thead> <tr> <th>Limit</th> <th>Read</th> <th>Ant</th> <th>Cable</th> <th>Preamp</th> <th>APos</th> <th>TPos</th> <th>Remark</th> </tr> <tr> <th>Freq</th> <th>Level</th> <th>Line</th> <th>Margin</th> <th>Level</th> <th>Factor</th> <th>Loss Factor</th> <th></th> </tr> <tr> <th>MHz</th> <th>dBuV/m</th> <th>dBuV/m</th> <th>dB</th> <th>dBuV</th> <th>dB/m</th> <th>dB</th> <th>dB</th> </tr> </thead> <tbody> <tr> <td>1</td> <td>5190.00</td> <td>92.47</td> <td>-----</td> <td>-----</td> <td>80.78</td> <td>36.12</td> <td>8.62</td> <td>33.05</td> <td>300</td> <td>83</td> <td>AVERAGE</td> </tr> </tbody> </table>	Limit	Read	Ant	Cable	Preamp	APos	TPos	Remark	Freq	Level	Line	Margin	Level	Factor	Loss Factor		MHz	dBuV/m	dBuV/m	dB	dBuV	dB/m	dB	dB	1	5190.00	92.47	-----	-----	80.78	36.12	8.62	33.05	300	83	AVERAGE
Limit	Read	Ant	Cable	Preamp	APos	TPos	Remark																																																																			
Freq	Level	Line	Margin	Level	Factor	Loss Factor																																																																				
MHz	dBuV/m	dBuV/m	dB	dBuV	dB/m	dB	dB																																																																			
1	5149.91	48.14	54.00	-5.86	36.43	36.14	8.54	32.97	300	83	AVERAGE																																																															
Limit	Read	Ant	Cable	Preamp	APos	TPos	Remark																																																																			
Freq	Level	Line	Margin	Level	Factor	Loss Factor																																																																				
MHz	dBuV/m	dBuV/m	dB	dBuV	dB/m	dB	dB																																																																			
1	5190.00	92.47	-----	-----	80.78	36.12	8.62	33.05	300	83	AVERAGE																																																															



		19																																					
Mode		Band Edge - R																																					
		U-NII-1_5.15-5.25_802.11ac VHT40_CH38_5190MHz																																					
Pol.	Horizontal	Fundamental																																					
Peak	<table border="1"> <thead> <tr> <th>Limit</th> <th>Read</th> <th>Ant</th> <th>Cable</th> <th>Preamp</th> <th>APos</th> <th>TPos</th> <th>Remark</th> </tr> <tr> <th>Freq</th> <th>Level</th> <th>Line</th> <th>Margin</th> <th>Level</th> <th>Factor</th> <th>Loss</th> <th>Factor</th> </tr> <tr> <th>MHz</th> <th>dBuV/m</th> <th>dBuV/m</th> <th>dB</th> <th>dBuV</th> <th>dB/m</th> <th>dB</th> <th>dB</th> </tr> </thead> <tbody> <tr> <td>1</td> <td>5413.02</td> <td>51.12</td> <td>74.00</td> <td>-22.88</td> <td>38.87</td> <td>36.03</td> <td>9.66</td> <td>33.44</td> <td>300</td> <td>83</td> <td>PEAK</td> </tr> </tbody> </table>	Limit	Read	Ant	Cable	Preamp	APos	TPos	Remark	Freq	Level	Line	Margin	Level	Factor	Loss	Factor	MHz	dBuV/m	dBuV/m	dB	dBuV	dB/m	dB	dB	1	5413.02	51.12	74.00	-22.88	38.87	36.03	9.66	33.44	300	83	PEAK	Blank	
Limit	Read	Ant	Cable	Preamp	APos	TPos	Remark																																
Freq	Level	Line	Margin	Level	Factor	Loss	Factor																																
MHz	dBuV/m	dBuV/m	dB	dBuV	dB/m	dB	dB																																
1	5413.02	51.12	74.00	-22.88	38.87	36.03	9.66	33.44	300	83	PEAK																												
Avg	<table border="1"> <thead> <tr> <th>Limit</th> <th>Read</th> <th>Ant</th> <th>Cable</th> <th>Preamp</th> <th>APos</th> <th>TPos</th> <th>Remark</th> </tr> <tr> <th>Freq</th> <th>Level</th> <th>Line</th> <th>Margin</th> <th>Level</th> <th>Factor</th> <th>Loss</th> <th>Factor</th> </tr> <tr> <th>MHz</th> <th>dBuV/m</th> <th>dBuV/m</th> <th>dB</th> <th>dBuV</th> <th>dB/m</th> <th>dB</th> <th>dB</th> </tr> </thead> <tbody> <tr> <td>1</td> <td>5413.02</td> <td>42.57</td> <td>54.00</td> <td>-11.43</td> <td>30.32</td> <td>36.03</td> <td>9.66</td> <td>33.44</td> <td>300</td> <td>83</td> <td>AVERAGE</td> </tr> </tbody> </table>	Limit	Read	Ant	Cable	Preamp	APos	TPos	Remark	Freq	Level	Line	Margin	Level	Factor	Loss	Factor	MHz	dBuV/m	dBuV/m	dB	dBuV	dB/m	dB	dB	1	5413.02	42.57	54.00	-11.43	30.32	36.03	9.66	33.44	300	83	AVERAGE	Blank	
Limit	Read	Ant	Cable	Preamp	APos	TPos	Remark																																
Freq	Level	Line	Margin	Level	Factor	Loss	Factor																																
MHz	dBuV/m	dBuV/m	dB	dBuV	dB/m	dB	dB																																
1	5413.02	42.57	54.00	-11.43	30.32	36.03	9.66	33.44	300	83	AVERAGE																												



		19																																																																								
Mode		Band Edge - L																																																																								
		U-NII-1_5.15-5.25_802.11ac VHT40_CH38_5190MHz																																																																								
Pol.	Vertical	Fundamental																																																																								
Peak	<table border="1"> <thead> <tr> <th>Limit</th> <th>Read</th> <th>Ant</th> <th>Cable</th> <th>Preamp</th> <th>APos</th> <th>TPos</th> <th>Remark</th> </tr> <tr> <th>Freq</th> <th>Level</th> <th>Line</th> <th>Margin</th> <th>Level</th> <th>Factor</th> <th>Loss</th> <th>Factor</th> </tr> <tr> <th>MHz</th> <th>dBuV/m</th> <th>dBuV/m</th> <th>dB</th> <th>dBuV</th> <th>dB/m</th> <th>dB</th> <th>dB</th> </tr> </thead> <tbody> <tr> <td>1</td> <td>5147.63</td> <td>55.25</td> <td>74.00</td> <td>-18.75</td> <td>43.55</td> <td>36.14</td> <td>8.53</td> <td>32.97</td> <td>300</td> <td>82</td> <td>PEAK</td> </tr> </tbody> </table>	Limit	Read	Ant	Cable	Preamp	APos	TPos	Remark	Freq	Level	Line	Margin	Level	Factor	Loss	Factor	MHz	dBuV/m	dBuV/m	dB	dBuV	dB/m	dB	dB	1	5147.63	55.25	74.00	-18.75	43.55	36.14	8.53	32.97	300	82	PEAK	<table border="1"> <thead> <tr> <th>Limit</th> <th>Read</th> <th>Ant</th> <th>Cable</th> <th>Preamp</th> <th>APos</th> <th>TPos</th> <th>Remark</th> </tr> <tr> <th>Freq</th> <th>Level</th> <th>Line</th> <th>Margin</th> <th>Level</th> <th>Factor</th> <th>Loss</th> <th>Factor</th> </tr> <tr> <th>MHz</th> <th>dBuV/m</th> <th>dBuV/m</th> <th>dB</th> <th>dBuV</th> <th>dB/m</th> <th>dB</th> <th>dB</th> </tr> </thead> <tbody> <tr> <td>1</td> <td>5190.00</td> <td>96.28</td> <td>-----</td> <td>-----</td> <td>84.59</td> <td>36.12</td> <td>8.62</td> <td>33.05</td> <td>300</td> <td>82</td> <td>PEAK</td> </tr> </tbody> </table>	Limit	Read	Ant	Cable	Preamp	APos	TPos	Remark	Freq	Level	Line	Margin	Level	Factor	Loss	Factor	MHz	dBuV/m	dBuV/m	dB	dBuV	dB/m	dB	dB	1	5190.00	96.28	-----	-----	84.59	36.12	8.62	33.05	300	82	PEAK
Limit	Read	Ant	Cable	Preamp	APos	TPos	Remark																																																																			
Freq	Level	Line	Margin	Level	Factor	Loss	Factor																																																																			
MHz	dBuV/m	dBuV/m	dB	dBuV	dB/m	dB	dB																																																																			
1	5147.63	55.25	74.00	-18.75	43.55	36.14	8.53	32.97	300	82	PEAK																																																															
Limit	Read	Ant	Cable	Preamp	APos	TPos	Remark																																																																			
Freq	Level	Line	Margin	Level	Factor	Loss	Factor																																																																			
MHz	dBuV/m	dBuV/m	dB	dBuV	dB/m	dB	dB																																																																			
1	5190.00	96.28	-----	-----	84.59	36.12	8.62	33.05	300	82	PEAK																																																															
Avg	<table border="1"> <thead> <tr> <th>Limit</th> <th>Read</th> <th>Ant</th> <th>Cable</th> <th>Preamp</th> <th>APos</th> <th>TPos</th> <th>Remark</th> </tr> <tr> <th>Freq</th> <th>Level</th> <th>Line</th> <th>Margin</th> <th>Level</th> <th>Factor</th> <th>Loss</th> <th>Factor</th> </tr> <tr> <th>MHz</th> <th>dBuV/m</th> <th>dBuV/m</th> <th>dB</th> <th>dBuV</th> <th>dB/m</th> <th>dB</th> <th>dB</th> </tr> </thead> <tbody> <tr> <td>1</td> <td>5149.72</td> <td>46.56</td> <td>54.00</td> <td>-7.44</td> <td>34.85</td> <td>36.14</td> <td>8.54</td> <td>32.97</td> <td>300</td> <td>82</td> <td>AVERAGE</td> </tr> </tbody> </table>	Limit	Read	Ant	Cable	Preamp	APos	TPos	Remark	Freq	Level	Line	Margin	Level	Factor	Loss	Factor	MHz	dBuV/m	dBuV/m	dB	dBuV	dB/m	dB	dB	1	5149.72	46.56	54.00	-7.44	34.85	36.14	8.54	32.97	300	82	AVERAGE	<table border="1"> <thead> <tr> <th>Limit</th> <th>Read</th> <th>Ant</th> <th>Cable</th> <th>Preamp</th> <th>APos</th> <th>TPos</th> <th>Remark</th> </tr> <tr> <th>Freq</th> <th>Level</th> <th>Line</th> <th>Margin</th> <th>Level</th> <th>Factor</th> <th>Loss</th> <th>Factor</th> </tr> <tr> <th>MHz</th> <th>dBuV/m</th> <th>dBuV/m</th> <th>dB</th> <th>dBuV</th> <th>dB/m</th> <th>dB</th> <th>dB</th> </tr> </thead> <tbody> <tr> <td>1</td> <td>5190.00</td> <td>89.77</td> <td>-----</td> <td>-----</td> <td>78.08</td> <td>36.12</td> <td>8.62</td> <td>33.05</td> <td>300</td> <td>82</td> <td>AVERAGE</td> </tr> </tbody> </table>	Limit	Read	Ant	Cable	Preamp	APos	TPos	Remark	Freq	Level	Line	Margin	Level	Factor	Loss	Factor	MHz	dBuV/m	dBuV/m	dB	dBuV	dB/m	dB	dB	1	5190.00	89.77	-----	-----	78.08	36.12	8.62	33.05	300	82	AVERAGE
Limit	Read	Ant	Cable	Preamp	APos	TPos	Remark																																																																			
Freq	Level	Line	Margin	Level	Factor	Loss	Factor																																																																			
MHz	dBuV/m	dBuV/m	dB	dBuV	dB/m	dB	dB																																																																			
1	5149.72	46.56	54.00	-7.44	34.85	36.14	8.54	32.97	300	82	AVERAGE																																																															
Limit	Read	Ant	Cable	Preamp	APos	TPos	Remark																																																																			
Freq	Level	Line	Margin	Level	Factor	Loss	Factor																																																																			
MHz	dBuV/m	dBuV/m	dB	dBuV	dB/m	dB	dB																																																																			
1	5190.00	89.77	-----	-----	78.08	36.12	8.62	33.05	300	82	AVERAGE																																																															



		19																																					
Mode		Band Edge - R																																					
		U-NII-1_5.15-5.25_802.11ac VHT40_CH38_5190MHz																																					
Pol.	Vertical	Fundamental																																					
Peak	<p style="text-align: right;">Date: 2023-10-12</p> <table border="1"> <thead> <tr> <th>Limit</th> <th>Read</th> <th>Ant</th> <th>Cable</th> <th>Preamp</th> <th>APos</th> <th>TPos</th> <th>Remark</th> </tr> <tr> <th>Freq</th> <th>Level</th> <th>Line</th> <th>Margin</th> <th>Level</th> <th>Factor</th> <th>Loss</th> <th>Factor</th> </tr> <tr> <th>MHz</th> <th>dBuV/m</th> <th>dBuV/m</th> <th>dB</th> <th>dBuV</th> <th>dB/m</th> <th>dB</th> <th>dB</th> </tr> </thead> <tbody> <tr> <td>1</td> <td>5413.83</td> <td>50.31</td> <td>74.00</td> <td>-23.69</td> <td>38.06</td> <td>36.03</td> <td>9.66</td> <td>33.44</td> <td>300</td> <td>82</td> <td>PEAK</td> </tr> </tbody> </table>	Limit	Read	Ant	Cable	Preamp	APos	TPos	Remark	Freq	Level	Line	Margin	Level	Factor	Loss	Factor	MHz	dBuV/m	dBuV/m	dB	dBuV	dB/m	dB	dB	1	5413.83	50.31	74.00	-23.69	38.06	36.03	9.66	33.44	300	82	PEAK	Blank	
Limit	Read	Ant	Cable	Preamp	APos	TPos	Remark																																
Freq	Level	Line	Margin	Level	Factor	Loss	Factor																																
MHz	dBuV/m	dBuV/m	dB	dBuV	dB/m	dB	dB																																
1	5413.83	50.31	74.00	-23.69	38.06	36.03	9.66	33.44	300	82	PEAK																												
Avg	<p style="text-align: right;">Date: 2023-10-12</p> <table border="1"> <thead> <tr> <th>Limit</th> <th>Read</th> <th>Ant</th> <th>Cable</th> <th>Preamp</th> <th>APos</th> <th>TPos</th> <th>Remark</th> </tr> <tr> <th>Freq</th> <th>Level</th> <th>Line</th> <th>Margin</th> <th>Level</th> <th>Factor</th> <th>Loss</th> <th>Factor</th> </tr> <tr> <th>MHz</th> <th>dBuV/m</th> <th>dBuV/m</th> <th>dB</th> <th>dBuV</th> <th>dB/m</th> <th>dB</th> <th>dB</th> </tr> </thead> <tbody> <tr> <td>1</td> <td>5412.48</td> <td>42.07</td> <td>54.00</td> <td>-11.93</td> <td>29.81</td> <td>36.04</td> <td>9.66</td> <td>33.44</td> <td>300</td> <td>82</td> <td>AVERAGE</td> </tr> </tbody> </table>	Limit	Read	Ant	Cable	Preamp	APos	TPos	Remark	Freq	Level	Line	Margin	Level	Factor	Loss	Factor	MHz	dBuV/m	dBuV/m	dB	dBuV	dB/m	dB	dB	1	5412.48	42.07	54.00	-11.93	29.81	36.04	9.66	33.44	300	82	AVERAGE	Blank	
Limit	Read	Ant	Cable	Preamp	APos	TPos	Remark																																
Freq	Level	Line	Margin	Level	Factor	Loss	Factor																																
MHz	dBuV/m	dBuV/m	dB	dBuV	dB/m	dB	dB																																
1	5412.48	42.07	54.00	-11.93	29.81	36.04	9.66	33.44	300	82	AVERAGE																												



		20																																																																								
Mode		Band Edge - L																																																																								
		U-NII-1_5.15-5.25_802.11ac VHT40_CH46_5230MHz																																																																								
Pol.	Horizontal	Fundamental																																																																								
Peak	<p style="text-align: right;">Date: 2023-10-12</p> <table border="1"> <thead> <tr> <th>Limit</th> <th>Read</th> <th>Ant</th> <th>Cable</th> <th>Preamp</th> <th>APos</th> <th>TPos</th> <th>Remark</th> </tr> <tr> <th>Freq</th> <th>Level</th> <th>Line</th> <th>Margin</th> <th>Level</th> <th>Factor</th> <th>Loss</th> <th>Factor</th> </tr> <tr> <th>MHz</th> <th>dBuV/m</th> <th>dBuV/m</th> <th>dB</th> <th>dBuV</th> <th>dB/m</th> <th>dB</th> <th>dB</th> </tr> </thead> <tbody> <tr> <td>1</td> <td>5055.66</td> <td>51.04</td> <td>74.00</td> <td>-22.96</td> <td>39.30</td> <td>36.18</td> <td>8.36</td> <td>32.80</td> <td>322</td> <td>78</td> <td>PEAK</td> </tr> </tbody> </table>	Limit	Read	Ant	Cable	Preamp	APos	TPos	Remark	Freq	Level	Line	Margin	Level	Factor	Loss	Factor	MHz	dBuV/m	dBuV/m	dB	dBuV	dB/m	dB	dB	1	5055.66	51.04	74.00	-22.96	39.30	36.18	8.36	32.80	322	78	PEAK	<p style="text-align: right;">Date: 2023-10-12</p> <table border="1"> <thead> <tr> <th>Limit</th> <th>Read</th> <th>Ant</th> <th>Cable</th> <th>Preamp</th> <th>APos</th> <th>TPos</th> <th>Remark</th> </tr> <tr> <th>Freq</th> <th>Level</th> <th>Line</th> <th>Margin</th> <th>Level</th> <th>Factor</th> <th>Loss</th> <th>Factor</th> </tr> <tr> <th>MHz</th> <th>dBuV/m</th> <th>dBuV/m</th> <th>dB</th> <th>dBuV</th> <th>dB/m</th> <th>dB</th> <th>dB</th> </tr> </thead> <tbody> <tr> <td>1</td> <td>5230.00</td> <td>99.49</td> <td>-----</td> <td>-----</td> <td>87.75</td> <td>36.11</td> <td>8.74</td> <td>33.11</td> <td>322</td> <td>78</td> <td>PEAK</td> </tr> </tbody> </table>	Limit	Read	Ant	Cable	Preamp	APos	TPos	Remark	Freq	Level	Line	Margin	Level	Factor	Loss	Factor	MHz	dBuV/m	dBuV/m	dB	dBuV	dB/m	dB	dB	1	5230.00	99.49	-----	-----	87.75	36.11	8.74	33.11	322	78	PEAK
Limit	Read	Ant	Cable	Preamp	APos	TPos	Remark																																																																			
Freq	Level	Line	Margin	Level	Factor	Loss	Factor																																																																			
MHz	dBuV/m	dBuV/m	dB	dBuV	dB/m	dB	dB																																																																			
1	5055.66	51.04	74.00	-22.96	39.30	36.18	8.36	32.80	322	78	PEAK																																																															
Limit	Read	Ant	Cable	Preamp	APos	TPos	Remark																																																																			
Freq	Level	Line	Margin	Level	Factor	Loss	Factor																																																																			
MHz	dBuV/m	dBuV/m	dB	dBuV	dB/m	dB	dB																																																																			
1	5230.00	99.49	-----	-----	87.75	36.11	8.74	33.11	322	78	PEAK																																																															
Avg	<p style="text-align: right;">Date: 2023-10-12</p> <table border="1"> <thead> <tr> <th>Limit</th> <th>Read</th> <th>Ant</th> <th>Cable</th> <th>Preamp</th> <th>APos</th> <th>TPos</th> <th>Remark</th> </tr> <tr> <th>Freq</th> <th>Level</th> <th>Line</th> <th>Margin</th> <th>Level</th> <th>Factor</th> <th>Loss</th> <th>Factor</th> </tr> <tr> <th>MHz</th> <th>dBuV/m</th> <th>dBuV/m</th> <th>dB</th> <th>dBuV</th> <th>dB/m</th> <th>dB</th> <th>dB</th> </tr> </thead> <tbody> <tr> <td>1</td> <td>5007.82</td> <td>42.11</td> <td>54.00</td> <td>-11.89</td> <td>30.30</td> <td>36.20</td> <td>8.32</td> <td>32.71</td> <td>322</td> <td>78</td> <td>AVERAGE</td> </tr> </tbody> </table>	Limit	Read	Ant	Cable	Preamp	APos	TPos	Remark	Freq	Level	Line	Margin	Level	Factor	Loss	Factor	MHz	dBuV/m	dBuV/m	dB	dBuV	dB/m	dB	dB	1	5007.82	42.11	54.00	-11.89	30.30	36.20	8.32	32.71	322	78	AVERAGE	<p style="text-align: right;">Date: 2023-10-12</p> <table border="1"> <thead> <tr> <th>Limit</th> <th>Read</th> <th>Ant</th> <th>Cable</th> <th>Preamp</th> <th>APos</th> <th>TPos</th> <th>Remark</th> </tr> <tr> <th>Freq</th> <th>Level</th> <th>Line</th> <th>Margin</th> <th>Level</th> <th>Factor</th> <th>Loss</th> <th>Factor</th> </tr> <tr> <th>MHz</th> <th>dBuV/m</th> <th>dBuV/m</th> <th>dB</th> <th>dBuV</th> <th>dB/m</th> <th>dB</th> <th>dB</th> </tr> </thead> <tbody> <tr> <td>1</td> <td>5230.00</td> <td>93.06</td> <td>-----</td> <td>-----</td> <td>81.36</td> <td>36.11</td> <td>8.68</td> <td>33.09</td> <td>322</td> <td>78</td> <td>AVERAGE</td> </tr> </tbody> </table>	Limit	Read	Ant	Cable	Preamp	APos	TPos	Remark	Freq	Level	Line	Margin	Level	Factor	Loss	Factor	MHz	dBuV/m	dBuV/m	dB	dBuV	dB/m	dB	dB	1	5230.00	93.06	-----	-----	81.36	36.11	8.68	33.09	322	78	AVERAGE
Limit	Read	Ant	Cable	Preamp	APos	TPos	Remark																																																																			
Freq	Level	Line	Margin	Level	Factor	Loss	Factor																																																																			
MHz	dBuV/m	dBuV/m	dB	dBuV	dB/m	dB	dB																																																																			
1	5007.82	42.11	54.00	-11.89	30.30	36.20	8.32	32.71	322	78	AVERAGE																																																															
Limit	Read	Ant	Cable	Preamp	APos	TPos	Remark																																																																			
Freq	Level	Line	Margin	Level	Factor	Loss	Factor																																																																			
MHz	dBuV/m	dBuV/m	dB	dBuV	dB/m	dB	dB																																																																			
1	5230.00	93.06	-----	-----	81.36	36.11	8.68	33.09	322	78	AVERAGE																																																															



		20																																								
Mode		Band Edge - R																																								
		U-NII-1_5.15-5.25_802.11ac VHT40_CH46_5230MHz																																								
Pol.	Horizontal	Fundamental																																								
Peak	<p>Date: 2023-10-12</p> <table border="1"> <thead> <tr> <th>Limit</th> <th>Read</th> <th>Ant</th> <th>Cable</th> <th>Preamp</th> <th>APos</th> <th>TPos</th> <th colspan="2">Remark</th> </tr> <tr> <th>Freq</th> <th>Level</th> <th>Line</th> <th>Margin</th> <th>Level</th> <th>Factor</th> <th>Loss</th> <th>Factor</th> <th></th> </tr> <tr> <th>MHz</th> <th>dBuV/m</th> <th>dBuV/m</th> <th>dB</th> <th>dBuV</th> <th>dB/m</th> <th>dB</th> <th>dB</th> <th>cm</th> <th>deg</th> </tr> </thead> <tbody> <tr> <td>1</td> <td>5454.25</td> <td>52.37</td> <td>74.00</td> <td>-21.63</td> <td>40.19</td> <td>36.02</td> <td>9.68</td> <td>33.52</td> <td>322</td> <td>78 PEAK</td> </tr> </tbody> </table>	Limit	Read	Ant	Cable	Preamp	APos	TPos	Remark		Freq	Level	Line	Margin	Level	Factor	Loss	Factor		MHz	dBuV/m	dBuV/m	dB	dBuV	dB/m	dB	dB	cm	deg	1	5454.25	52.37	74.00	-21.63	40.19	36.02	9.68	33.52	322	78 PEAK	Blank	
Limit	Read	Ant	Cable	Preamp	APos	TPos	Remark																																			
Freq	Level	Line	Margin	Level	Factor	Loss	Factor																																			
MHz	dBuV/m	dBuV/m	dB	dBuV	dB/m	dB	dB	cm	deg																																	
1	5454.25	52.37	74.00	-21.63	40.19	36.02	9.68	33.52	322	78 PEAK																																
Avg	<p>Date: 2023-10-12</p> <table border="1"> <thead> <tr> <th>Limit</th> <th>Read</th> <th>Ant</th> <th>Cable</th> <th>Preamp</th> <th>APos</th> <th>TPos</th> <th colspan="2">Remark</th> </tr> <tr> <th>Freq</th> <th>Level</th> <th>Line</th> <th>Margin</th> <th>Level</th> <th>Factor</th> <th>Loss</th> <th>Factor</th> <th></th> </tr> <tr> <th>MHz</th> <th>dBuV/m</th> <th>dBuV/m</th> <th>dB</th> <th>dBuV</th> <th>dB/m</th> <th>dB</th> <th>dB</th> <th>cm</th> <th>deg</th> </tr> </thead> <tbody> <tr> <td>1</td> <td>5452.64</td> <td>44.13</td> <td>54.00</td> <td>-9.87</td> <td>31.94</td> <td>36.02</td> <td>9.68</td> <td>33.51</td> <td>322</td> <td>78 AVERAGE</td> </tr> </tbody> </table>	Limit	Read	Ant	Cable	Preamp	APos	TPos	Remark		Freq	Level	Line	Margin	Level	Factor	Loss	Factor		MHz	dBuV/m	dBuV/m	dB	dBuV	dB/m	dB	dB	cm	deg	1	5452.64	44.13	54.00	-9.87	31.94	36.02	9.68	33.51	322	78 AVERAGE	Blank	
Limit	Read	Ant	Cable	Preamp	APos	TPos	Remark																																			
Freq	Level	Line	Margin	Level	Factor	Loss	Factor																																			
MHz	dBuV/m	dBuV/m	dB	dBuV	dB/m	dB	dB	cm	deg																																	
1	5452.64	44.13	54.00	-9.87	31.94	36.02	9.68	33.51	322	78 AVERAGE																																



		20																																																																								
Mode		Band Edge - L																																																																								
		U-NII-1_5.15-5.25_802.11ac VHT40_CH46_5230MHz																																																																								
Pol.	Vertical	Fundamental																																																																								
Peak	<p style="text-align: right;">Date: 2023-10-12</p> <table border="1"> <thead> <tr> <th>Limit</th> <th>Read</th> <th>Ant</th> <th>Cable</th> <th>Preamp</th> <th>APos</th> <th>TPos</th> <th>Remark</th> </tr> <tr> <th>Freq</th> <th>Level</th> <th>Line</th> <th>Margin</th> <th>Level</th> <th>Factor</th> <th>Loss</th> <th>Factor</th> </tr> <tr> <th>MHz</th> <th>dBuV/m</th> <th>dBuV/m</th> <th>dB</th> <th>dBuV</th> <th>dB/m</th> <th>dB</th> <th>dB</th> </tr> </thead> <tbody> <tr> <td>1</td> <td>5096.83</td> <td>49.93</td> <td>74.00</td> <td>-24.07</td> <td>38.20</td> <td>36.16</td> <td>8.44</td> <td>32.87</td> <td>204</td> <td>0</td> <td>PEAK</td> </tr> </tbody> </table>	Limit	Read	Ant	Cable	Preamp	APos	TPos	Remark	Freq	Level	Line	Margin	Level	Factor	Loss	Factor	MHz	dBuV/m	dBuV/m	dB	dBuV	dB/m	dB	dB	1	5096.83	49.93	74.00	-24.07	38.20	36.16	8.44	32.87	204	0	PEAK	<p style="text-align: right;">Date: 2023-10-12</p> <table border="1"> <thead> <tr> <th>Limit</th> <th>Read</th> <th>Ant</th> <th>Cable</th> <th>Preamp</th> <th>APos</th> <th>TPos</th> <th>Remark</th> </tr> <tr> <th>Freq</th> <th>Level</th> <th>Line</th> <th>Margin</th> <th>Level</th> <th>Factor</th> <th>Loss</th> <th>Factor</th> </tr> <tr> <th>MHz</th> <th>dBuV/m</th> <th>dBuV/m</th> <th>dB</th> <th>dBuV</th> <th>dB/m</th> <th>dB</th> <th>dB</th> </tr> </thead> <tbody> <tr> <td>1</td> <td>5230.00</td> <td>96.54</td> <td>-----</td> <td>-----</td> <td>84.82</td> <td>36.11</td> <td>8.71</td> <td>33.10</td> <td>204</td> <td>0</td> <td>PEAK</td> </tr> </tbody> </table>	Limit	Read	Ant	Cable	Preamp	APos	TPos	Remark	Freq	Level	Line	Margin	Level	Factor	Loss	Factor	MHz	dBuV/m	dBuV/m	dB	dBuV	dB/m	dB	dB	1	5230.00	96.54	-----	-----	84.82	36.11	8.71	33.10	204	0	PEAK
Limit	Read	Ant	Cable	Preamp	APos	TPos	Remark																																																																			
Freq	Level	Line	Margin	Level	Factor	Loss	Factor																																																																			
MHz	dBuV/m	dBuV/m	dB	dBuV	dB/m	dB	dB																																																																			
1	5096.83	49.93	74.00	-24.07	38.20	36.16	8.44	32.87	204	0	PEAK																																																															
Limit	Read	Ant	Cable	Preamp	APos	TPos	Remark																																																																			
Freq	Level	Line	Margin	Level	Factor	Loss	Factor																																																																			
MHz	dBuV/m	dBuV/m	dB	dBuV	dB/m	dB	dB																																																																			
1	5230.00	96.54	-----	-----	84.82	36.11	8.71	33.10	204	0	PEAK																																																															
Avg	<p style="text-align: right;">Date: 2023-10-12</p> <table border="1"> <thead> <tr> <th>Limit</th> <th>Read</th> <th>Ant</th> <th>Cable</th> <th>Preamp</th> <th>APos</th> <th>TPos</th> <th>Remark</th> </tr> <tr> <th>Freq</th> <th>Level</th> <th>Line</th> <th>Margin</th> <th>Level</th> <th>Factor</th> <th>Loss</th> <th>Factor</th> </tr> <tr> <th>MHz</th> <th>dBuV/m</th> <th>dBuV/m</th> <th>dB</th> <th>dBuV</th> <th>dB/m</th> <th>dB</th> <th>dB</th> </tr> </thead> <tbody> <tr> <td>1</td> <td>5007.36</td> <td>41.20</td> <td>54.00</td> <td>-12.80</td> <td>29.39</td> <td>36.20</td> <td>8.32</td> <td>32.71</td> <td>204</td> <td>0</td> <td>AVERAGE</td> </tr> </tbody> </table>	Limit	Read	Ant	Cable	Preamp	APos	TPos	Remark	Freq	Level	Line	Margin	Level	Factor	Loss	Factor	MHz	dBuV/m	dBuV/m	dB	dBuV	dB/m	dB	dB	1	5007.36	41.20	54.00	-12.80	29.39	36.20	8.32	32.71	204	0	AVERAGE	<p style="text-align: right;">Date: 2023-10-12</p> <table border="1"> <thead> <tr> <th>Limit</th> <th>Read</th> <th>Ant</th> <th>Cable</th> <th>Preamp</th> <th>APos</th> <th>TPos</th> <th>Remark</th> </tr> <tr> <th>Freq</th> <th>Level</th> <th>Line</th> <th>Margin</th> <th>Level</th> <th>Factor</th> <th>Loss</th> <th>Factor</th> </tr> <tr> <th>MHz</th> <th>dBuV/m</th> <th>dBuV/m</th> <th>dB</th> <th>dBuV</th> <th>dB/m</th> <th>dB</th> <th>dB</th> </tr> </thead> <tbody> <tr> <td>1</td> <td>5230.00</td> <td>89.85</td> <td>-----</td> <td>-----</td> <td>78.11</td> <td>36.11</td> <td>8.74</td> <td>33.11</td> <td>204</td> <td>0</td> <td>AVERAGE</td> </tr> </tbody> </table>	Limit	Read	Ant	Cable	Preamp	APos	TPos	Remark	Freq	Level	Line	Margin	Level	Factor	Loss	Factor	MHz	dBuV/m	dBuV/m	dB	dBuV	dB/m	dB	dB	1	5230.00	89.85	-----	-----	78.11	36.11	8.74	33.11	204	0	AVERAGE
Limit	Read	Ant	Cable	Preamp	APos	TPos	Remark																																																																			
Freq	Level	Line	Margin	Level	Factor	Loss	Factor																																																																			
MHz	dBuV/m	dBuV/m	dB	dBuV	dB/m	dB	dB																																																																			
1	5007.36	41.20	54.00	-12.80	29.39	36.20	8.32	32.71	204	0	AVERAGE																																																															
Limit	Read	Ant	Cable	Preamp	APos	TPos	Remark																																																																			
Freq	Level	Line	Margin	Level	Factor	Loss	Factor																																																																			
MHz	dBuV/m	dBuV/m	dB	dBuV	dB/m	dB	dB																																																																			
1	5230.00	89.85	-----	-----	78.11	36.11	8.74	33.11	204	0	AVERAGE																																																															





		20																														
Mode		Band Edge - R																														
		U-NII-1_5.15-5.25_802.11ac VHT40_CH46_5230MHz																														
Pol.	Vertical	Fundamental																														
Peak	<p>Date: 2023-10-12</p> <table border="1"> <thead> <tr> <th>Limit</th> <th>Read</th> <th>Ant</th> <th>Cable</th> <th>Preamp</th> <th>APos</th> <th>TPos</th> </tr> <tr> <th>Freq</th> <th>Level</th> <th>Line</th> <th>Margin</th> <th>Level</th> <th>Factor</th> <th>Loss</th> <th>Factor</th> <th>cm</th> <th>deg</th> <th>Remark</th> </tr> </thead> <tbody> <tr> <td>1</td> <td>5351.44</td> <td>50.48</td> <td>74.00</td> <td>-23.52</td> <td>38.38</td> <td>36.06</td> <td>9.37</td> <td>33.33</td> <td>204</td> <td>0 PEAK</td> </tr> </tbody> </table>	Limit	Read	Ant	Cable	Preamp	APos	TPos	Freq	Level	Line	Margin	Level	Factor	Loss	Factor	cm	deg	Remark	1	5351.44	50.48	74.00	-23.52	38.38	36.06	9.37	33.33	204	0 PEAK	Blank	
Limit	Read	Ant	Cable	Preamp	APos	TPos																										
Freq	Level	Line	Margin	Level	Factor	Loss	Factor	cm	deg	Remark																						
1	5351.44	50.48	74.00	-23.52	38.38	36.06	9.37	33.33	204	0 PEAK																						
Avg	<p>Date: 2023-10-12</p> <table border="1"> <thead> <tr> <th>Limit</th> <th>Read</th> <th>Ant</th> <th>Cable</th> <th>Preamp</th> <th>APos</th> <th>TPos</th> </tr> <tr> <th>Freq</th> <th>Level</th> <th>Line</th> <th>Margin</th> <th>Level</th> <th>Factor</th> <th>Loss</th> <th>Factor</th> <th>cm</th> <th>deg</th> <th>Remark</th> </tr> </thead> <tbody> <tr> <td>1</td> <td>5453.10</td> <td>42.65</td> <td>54.00</td> <td>-11.35</td> <td>30.47</td> <td>36.02</td> <td>9.68</td> <td>33.52</td> <td>204</td> <td>0 AVERAGE</td> </tr> </tbody> </table>	Limit	Read	Ant	Cable	Preamp	APos	TPos	Freq	Level	Line	Margin	Level	Factor	Loss	Factor	cm	deg	Remark	1	5453.10	42.65	54.00	-11.35	30.47	36.02	9.68	33.52	204	0 AVERAGE	Blank	
Limit	Read	Ant	Cable	Preamp	APos	TPos																										
Freq	Level	Line	Margin	Level	Factor	Loss	Factor	cm	deg	Remark																						
1	5453.10	42.65	54.00	-11.35	30.47	36.02	9.68	33.52	204	0 AVERAGE																						



		21																																																																								
Mode		Band Edge - L																																																																								
		U-NII-2A_5.25-5.35_802.11ac VHT40_CH54_5270MHz																																																																								
Pol.	Horizontal	Fundamental																																																																								
Peak	<table border="1"> <thead> <tr> <th>Limit</th> <th>Read</th> <th>Ant</th> <th>Cable</th> <th>Preamp</th> <th>APos</th> <th>TPos</th> <th>Remark</th> </tr> <tr> <th>Freq</th> <th>Level</th> <th>Line</th> <th>Margin</th> <th>Level</th> <th>Factor</th> <th>Loss</th> <th>Factor</th> </tr> <tr> <th>MHz</th> <th>dBuV/m</th> <th>dBuV/m</th> <th>dB</th> <th>dBuV</th> <th>dB/m</th> <th>dB</th> <th>dB</th> </tr> </thead> <tbody> <tr> <td>1</td> <td>5045.90</td> <td>50.64</td> <td>74.00</td> <td>-23.36</td> <td>38.90</td> <td>36.18</td> <td>8.34</td> <td>32.78</td> <td>300</td> <td>66</td> <td>PEAK</td> </tr> </tbody> </table>	Limit	Read	Ant	Cable	Preamp	APos	TPos	Remark	Freq	Level	Line	Margin	Level	Factor	Loss	Factor	MHz	dBuV/m	dBuV/m	dB	dBuV	dB/m	dB	dB	1	5045.90	50.64	74.00	-23.36	38.90	36.18	8.34	32.78	300	66	PEAK	<table border="1"> <thead> <tr> <th>Limit</th> <th>Read</th> <th>Ant</th> <th>Cable</th> <th>Preamp</th> <th>APos</th> <th>TPos</th> <th>Remark</th> </tr> <tr> <th>Freq</th> <th>Level</th> <th>Line</th> <th>Margin</th> <th>Level</th> <th>Factor</th> <th>Loss</th> <th>Factor</th> </tr> <tr> <th>MHz</th> <th>dBuV/m</th> <th>dBuV/m</th> <th>dB</th> <th>dBuV</th> <th>dB/m</th> <th>dB</th> <th>dB</th> </tr> </thead> <tbody> <tr> <td>1</td> <td>5270.00</td> <td>92.34</td> <td>-----</td> <td>-----</td> <td>80.50</td> <td>36.09</td> <td>8.93</td> <td>33.18</td> <td>300</td> <td>66</td> <td>PEAK</td> </tr> </tbody> </table>	Limit	Read	Ant	Cable	Preamp	APos	TPos	Remark	Freq	Level	Line	Margin	Level	Factor	Loss	Factor	MHz	dBuV/m	dBuV/m	dB	dBuV	dB/m	dB	dB	1	5270.00	92.34	-----	-----	80.50	36.09	8.93	33.18	300	66	PEAK
Limit	Read	Ant	Cable	Preamp	APos	TPos	Remark																																																																			
Freq	Level	Line	Margin	Level	Factor	Loss	Factor																																																																			
MHz	dBuV/m	dBuV/m	dB	dBuV	dB/m	dB	dB																																																																			
1	5045.90	50.64	74.00	-23.36	38.90	36.18	8.34	32.78	300	66	PEAK																																																															
Limit	Read	Ant	Cable	Preamp	APos	TPos	Remark																																																																			
Freq	Level	Line	Margin	Level	Factor	Loss	Factor																																																																			
MHz	dBuV/m	dBuV/m	dB	dBuV	dB/m	dB	dB																																																																			
1	5270.00	92.34	-----	-----	80.50	36.09	8.93	33.18	300	66	PEAK																																																															
Avg	<table border="1"> <thead> <tr> <th>Limit</th> <th>Read</th> <th>Ant</th> <th>Cable</th> <th>Preamp</th> <th>APos</th> <th>TPos</th> <th>Remark</th> </tr> <tr> <th>Freq</th> <th>Level</th> <th>Line</th> <th>Margin</th> <th>Level</th> <th>Factor</th> <th>Loss</th> <th>Factor</th> </tr> <tr> <th>MHz</th> <th>dBuV/m</th> <th>dBuV/m</th> <th>dB</th> <th>dBuV</th> <th>dB/m</th> <th>dB</th> <th>dB</th> </tr> </thead> <tbody> <tr> <td>1</td> <td>5047.52</td> <td>41.41</td> <td>54.00</td> <td>-12.59</td> <td>29.67</td> <td>36.18</td> <td>8.35</td> <td>32.79</td> <td>300</td> <td>66</td> <td>AVERAGE</td> </tr> </tbody> </table>	Limit	Read	Ant	Cable	Preamp	APos	TPos	Remark	Freq	Level	Line	Margin	Level	Factor	Loss	Factor	MHz	dBuV/m	dBuV/m	dB	dBuV	dB/m	dB	dB	1	5047.52	41.41	54.00	-12.59	29.67	36.18	8.35	32.79	300	66	AVERAGE	<table border="1"> <thead> <tr> <th>Limit</th> <th>Read</th> <th>Ant</th> <th>Cable</th> <th>Preamp</th> <th>APos</th> <th>TPos</th> <th>Remark</th> </tr> <tr> <th>Freq</th> <th>Level</th> <th>Line</th> <th>Margin</th> <th>Level</th> <th>Factor</th> <th>Loss</th> <th>Factor</th> </tr> <tr> <th>MHz</th> <th>dBuV/m</th> <th>dBuV/m</th> <th>dB</th> <th>dBuV</th> <th>dB/m</th> <th>dB</th> <th>dB</th> </tr> </thead> <tbody> <tr> <td>1</td> <td>5270.00</td> <td>86.01</td> <td>-----</td> <td>-----</td> <td>74.20</td> <td>36.10</td> <td>8.87</td> <td>33.16</td> <td>300</td> <td>66</td> <td>AVERAGE</td> </tr> </tbody> </table>	Limit	Read	Ant	Cable	Preamp	APos	TPos	Remark	Freq	Level	Line	Margin	Level	Factor	Loss	Factor	MHz	dBuV/m	dBuV/m	dB	dBuV	dB/m	dB	dB	1	5270.00	86.01	-----	-----	74.20	36.10	8.87	33.16	300	66	AVERAGE
Limit	Read	Ant	Cable	Preamp	APos	TPos	Remark																																																																			
Freq	Level	Line	Margin	Level	Factor	Loss	Factor																																																																			
MHz	dBuV/m	dBuV/m	dB	dBuV	dB/m	dB	dB																																																																			
1	5047.52	41.41	54.00	-12.59	29.67	36.18	8.35	32.79	300	66	AVERAGE																																																															
Limit	Read	Ant	Cable	Preamp	APos	TPos	Remark																																																																			
Freq	Level	Line	Margin	Level	Factor	Loss	Factor																																																																			
MHz	dBuV/m	dBuV/m	dB	dBuV	dB/m	dB	dB																																																																			
1	5270.00	86.01	-----	-----	74.20	36.10	8.87	33.16	300	66	AVERAGE																																																															



		21																																								
Mode	Band Edge - R																																									
	U-NII-2A_5.25-5.35_802.11ac VHT40_CH54_5270MHz																																									
Pol.	Horizontal	Fundamental																																								
Peak	<p>Date: 2023-10-12</p> <table border="1"> <thead> <tr> <th>Limit</th> <th>Read</th> <th>Ant</th> <th>Cable</th> <th>Preamp</th> <th>APos</th> <th>TPos</th> <th colspan="2">Remark</th> </tr> <tr> <th>Freq</th> <th>Level</th> <th>Line</th> <th>Margin</th> <th>Level</th> <th>Factor</th> <th>Loss</th> <th>Factor</th> <th></th> </tr> <tr> <th>MHz</th> <th>dBuV/m</th> <th>dBuV/m</th> <th>dB</th> <th>dBuV</th> <th>dB/m</th> <th>dB</th> <th>dB</th> <th>cm</th> <th>deg</th> </tr> </thead> <tbody> <tr> <td>1</td> <td>5452.02</td> <td>51.91</td> <td>74.00</td> <td>-22.09</td> <td>39.72</td> <td>36.02</td> <td>9.68</td> <td>33.51</td> <td>300</td> <td>66 PEAK</td> </tr> </tbody> </table>	Limit	Read	Ant	Cable	Preamp	APos	TPos	Remark		Freq	Level	Line	Margin	Level	Factor	Loss	Factor		MHz	dBuV/m	dBuV/m	dB	dBuV	dB/m	dB	dB	cm	deg	1	5452.02	51.91	74.00	-22.09	39.72	36.02	9.68	33.51	300	66 PEAK	Blank	
Limit	Read	Ant	Cable	Preamp	APos	TPos	Remark																																			
Freq	Level	Line	Margin	Level	Factor	Loss	Factor																																			
MHz	dBuV/m	dBuV/m	dB	dBuV	dB/m	dB	dB	cm	deg																																	
1	5452.02	51.91	74.00	-22.09	39.72	36.02	9.68	33.51	300	66 PEAK																																
Avg	<p>Date: 2023-10-12</p> <table border="1"> <thead> <tr> <th>Limit</th> <th>Read</th> <th>Ant</th> <th>Cable</th> <th>Preamp</th> <th>APos</th> <th>TPos</th> <th colspan="2">Remark</th> </tr> <tr> <th>Freq</th> <th>Level</th> <th>Line</th> <th>Margin</th> <th>Level</th> <th>Factor</th> <th>Loss</th> <th>Factor</th> <th></th> </tr> <tr> <th>MHz</th> <th>dBuV/m</th> <th>dBuV/m</th> <th>dB</th> <th>dBuV</th> <th>dB/m</th> <th>dB</th> <th>dB</th> <th>cm</th> <th>deg</th> </tr> </thead> <tbody> <tr> <td>1</td> <td>5408.13</td> <td>41.47</td> <td>54.00</td> <td>-12.53</td> <td>29.20</td> <td>36.04</td> <td>9.66</td> <td>33.43</td> <td>300</td> <td>66 AVERAGE</td> </tr> </tbody> </table>	Limit	Read	Ant	Cable	Preamp	APos	TPos	Remark		Freq	Level	Line	Margin	Level	Factor	Loss	Factor		MHz	dBuV/m	dBuV/m	dB	dBuV	dB/m	dB	dB	cm	deg	1	5408.13	41.47	54.00	-12.53	29.20	36.04	9.66	33.43	300	66 AVERAGE	Blank	
Limit	Read	Ant	Cable	Preamp	APos	TPos	Remark																																			
Freq	Level	Line	Margin	Level	Factor	Loss	Factor																																			
MHz	dBuV/m	dBuV/m	dB	dBuV	dB/m	dB	dB	cm	deg																																	
1	5408.13	41.47	54.00	-12.53	29.20	36.04	9.66	33.43	300	66 AVERAGE																																



		21																																																																								
Mode		Band Edge - L																																																																								
		U-NII-2A_5.25-5.35_802.11ac VHT40_CH54_5270MHz																																																																								
Pol.	Vertical	Fundamental																																																																								
Peak	<table border="1"> <thead> <tr> <th>Limit</th> <th>Read</th> <th>Ant</th> <th>Cable</th> <th>Preamp</th> <th>APos</th> <th>TPos</th> <th>Remark</th> </tr> <tr> <th>Freq</th> <th>Level</th> <th>Line</th> <th>Margin</th> <th>Level</th> <th>Factor</th> <th>Loss</th> <th>Factor</th> </tr> <tr> <th>MHz</th> <th>dBuV/m</th> <th>dBuV/m</th> <th>dB</th> <th>dBuV</th> <th>dB/m</th> <th>dB</th> <th>dB</th> </tr> </thead> <tbody> <tr> <td>1</td> <td>5047.52</td> <td>51.19</td> <td>74.00</td> <td>-22.81</td> <td>39.45</td> <td>36.18</td> <td>8.35</td> <td>32.79</td> <td>237</td> <td>360</td> <td>PEAK</td> </tr> </tbody> </table>	Limit	Read	Ant	Cable	Preamp	APos	TPos	Remark	Freq	Level	Line	Margin	Level	Factor	Loss	Factor	MHz	dBuV/m	dBuV/m	dB	dBuV	dB/m	dB	dB	1	5047.52	51.19	74.00	-22.81	39.45	36.18	8.35	32.79	237	360	PEAK	<table border="1"> <thead> <tr> <th>Limit</th> <th>Read</th> <th>Ant</th> <th>Cable</th> <th>Preamp</th> <th>APos</th> <th>TPos</th> <th>Remark</th> </tr> <tr> <th>Freq</th> <th>Level</th> <th>Line</th> <th>Margin</th> <th>Level</th> <th>Factor</th> <th>Loss</th> <th>Factor</th> </tr> <tr> <th>MHz</th> <th>dBuV/m</th> <th>dBuV/m</th> <th>dB</th> <th>dBuV</th> <th>dB/m</th> <th>dB</th> <th>dB</th> </tr> </thead> <tbody> <tr> <td>1</td> <td>5270.00</td> <td>95.88</td> <td>-----</td> <td>-----</td> <td>84.04</td> <td>36.09</td> <td>8.93</td> <td>33.18</td> <td>237</td> <td>360</td> <td>PEAK</td> </tr> </tbody> </table>	Limit	Read	Ant	Cable	Preamp	APos	TPos	Remark	Freq	Level	Line	Margin	Level	Factor	Loss	Factor	MHz	dBuV/m	dBuV/m	dB	dBuV	dB/m	dB	dB	1	5270.00	95.88	-----	-----	84.04	36.09	8.93	33.18	237	360	PEAK
	Limit	Read	Ant	Cable	Preamp	APos	TPos	Remark																																																																		
Freq	Level	Line	Margin	Level	Factor	Loss	Factor																																																																			
MHz	dBuV/m	dBuV/m	dB	dBuV	dB/m	dB	dB																																																																			
1	5047.52	51.19	74.00	-22.81	39.45	36.18	8.35	32.79	237	360	PEAK																																																															
Limit	Read	Ant	Cable	Preamp	APos	TPos	Remark																																																																			
Freq	Level	Line	Margin	Level	Factor	Loss	Factor																																																																			
MHz	dBuV/m	dBuV/m	dB	dBuV	dB/m	dB	dB																																																																			
1	5270.00	95.88	-----	-----	84.04	36.09	8.93	33.18	237	360	PEAK																																																															
Avg	<table border="1"> <thead> <tr> <th>Limit</th> <th>Read</th> <th>Ant</th> <th>Cable</th> <th>Preamp</th> <th>APos</th> <th>TPos</th> <th>Remark</th> </tr> <tr> <th>Freq</th> <th>Level</th> <th>Line</th> <th>Margin</th> <th>Level</th> <th>Factor</th> <th>Loss</th> <th>Factor</th> </tr> <tr> <th>MHz</th> <th>dBuV/m</th> <th>dBuV/m</th> <th>dB</th> <th>dBuV</th> <th>dB/m</th> <th>dB</th> <th>dB</th> </tr> </thead> <tbody> <tr> <td>1</td> <td>5047.79</td> <td>42.61</td> <td>54.00</td> <td>-11.39</td> <td>30.87</td> <td>36.18</td> <td>8.35</td> <td>32.79</td> <td>237</td> <td>360</td> <td>AVERAGE</td> </tr> </tbody> </table>	Limit	Read	Ant	Cable	Preamp	APos	TPos	Remark	Freq	Level	Line	Margin	Level	Factor	Loss	Factor	MHz	dBuV/m	dBuV/m	dB	dBuV	dB/m	dB	dB	1	5047.79	42.61	54.00	-11.39	30.87	36.18	8.35	32.79	237	360	AVERAGE	<table border="1"> <thead> <tr> <th>Limit</th> <th>Read</th> <th>Ant</th> <th>Cable</th> <th>Preamp</th> <th>APos</th> <th>TPos</th> <th>Remark</th> </tr> <tr> <th>Freq</th> <th>Level</th> <th>Line</th> <th>Margin</th> <th>Level</th> <th>Factor</th> <th>Loss</th> <th>Factor</th> </tr> <tr> <th>MHz</th> <th>dBuV/m</th> <th>dBuV/m</th> <th>dB</th> <th>dBuV</th> <th>dB/m</th> <th>dB</th> <th>dB</th> </tr> </thead> <tbody> <tr> <td>1</td> <td>5270.00</td> <td>89.20</td> <td>-----</td> <td>-----</td> <td>77.36</td> <td>36.09</td> <td>8.93</td> <td>33.18</td> <td>237</td> <td>360</td> <td>AVERAGE</td> </tr> </tbody> </table>	Limit	Read	Ant	Cable	Preamp	APos	TPos	Remark	Freq	Level	Line	Margin	Level	Factor	Loss	Factor	MHz	dBuV/m	dBuV/m	dB	dBuV	dB/m	dB	dB	1	5270.00	89.20	-----	-----	77.36	36.09	8.93	33.18	237	360	AVERAGE
Limit	Read	Ant	Cable	Preamp	APos	TPos	Remark																																																																			
Freq	Level	Line	Margin	Level	Factor	Loss	Factor																																																																			
MHz	dBuV/m	dBuV/m	dB	dBuV	dB/m	dB	dB																																																																			
1	5047.79	42.61	54.00	-11.39	30.87	36.18	8.35	32.79	237	360	AVERAGE																																																															
Limit	Read	Ant	Cable	Preamp	APos	TPos	Remark																																																																			
Freq	Level	Line	Margin	Level	Factor	Loss	Factor																																																																			
MHz	dBuV/m	dBuV/m	dB	dBuV	dB/m	dB	dB																																																																			
1	5270.00	89.20	-----	-----	77.36	36.09	8.93	33.18	237	360	AVERAGE																																																															



		21																																					
Mode		Band Edge - R																																					
		U-NII-2A_5.25-5.35_802.11ac VHT40_CH54_5270MHz																																					
Pol.	Vertical	Fundamental																																					
Peak	<p>Date: 2023-10-12</p> <table border="1"> <thead> <tr> <th>Limit</th> <th>Read</th> <th>Ant</th> <th>Cable</th> <th>Preamp</th> <th>APos</th> <th>TPos</th> <th>Remark</th> </tr> <tr> <th>Freq</th> <th>Level</th> <th>Line</th> <th>Margin</th> <th>Level</th> <th>Factor</th> <th>Loss</th> <th>Factor</th> </tr> <tr> <th>MHz</th> <th>dBuV/m</th> <th>dBuV/m</th> <th>dB</th> <th>dBuV</th> <th>dB/m</th> <th>dB</th> <th>dB</th> </tr> </thead> <tbody> <tr> <td>1</td> <td>5459.62</td> <td>51.23</td> <td>74.00</td> <td>-22.77</td> <td>39.05</td> <td>36.02</td> <td>9.69</td> <td>33.53</td> <td>237</td> <td>360</td> <td>PEAK</td> </tr> </tbody> </table>	Limit	Read	Ant	Cable	Preamp	APos	TPos	Remark	Freq	Level	Line	Margin	Level	Factor	Loss	Factor	MHz	dBuV/m	dBuV/m	dB	dBuV	dB/m	dB	dB	1	5459.62	51.23	74.00	-22.77	39.05	36.02	9.69	33.53	237	360	PEAK	Blank	
Limit	Read	Ant	Cable	Preamp	APos	TPos	Remark																																
Freq	Level	Line	Margin	Level	Factor	Loss	Factor																																
MHz	dBuV/m	dBuV/m	dB	dBuV	dB/m	dB	dB																																
1	5459.62	51.23	74.00	-22.77	39.05	36.02	9.69	33.53	237	360	PEAK																												
Avg	<p>Date: 2023-10-12</p> <table border="1"> <thead> <tr> <th>Limit</th> <th>Read</th> <th>Ant</th> <th>Cable</th> <th>Preamp</th> <th>APos</th> <th>TPos</th> <th>Remark</th> </tr> <tr> <th>Freq</th> <th>Level</th> <th>Line</th> <th>Margin</th> <th>Level</th> <th>Factor</th> <th>Loss</th> <th>Factor</th> </tr> <tr> <th>MHz</th> <th>dBuV/m</th> <th>dBuV/m</th> <th>dB</th> <th>dBuV</th> <th>dB/m</th> <th>dB</th> <th>dB</th> </tr> </thead> <tbody> <tr> <td>1</td> <td>5420.86</td> <td>41.49</td> <td>54.00</td> <td>-12.51</td> <td>29.25</td> <td>36.03</td> <td>9.67</td> <td>33.46</td> <td>237</td> <td>360</td> <td>AVERAGE</td> </tr> </tbody> </table>	Limit	Read	Ant	Cable	Preamp	APos	TPos	Remark	Freq	Level	Line	Margin	Level	Factor	Loss	Factor	MHz	dBuV/m	dBuV/m	dB	dBuV	dB/m	dB	dB	1	5420.86	41.49	54.00	-12.51	29.25	36.03	9.67	33.46	237	360	AVERAGE	Blank	
Limit	Read	Ant	Cable	Preamp	APos	TPos	Remark																																
Freq	Level	Line	Margin	Level	Factor	Loss	Factor																																
MHz	dBuV/m	dBuV/m	dB	dBuV	dB/m	dB	dB																																
1	5420.86	41.49	54.00	-12.51	29.25	36.03	9.67	33.46	237	360	AVERAGE																												



		22																																																																								
Mode		Band Edge - L																																																																								
		U-NII-2A_5.25-5.35_802.11ac VHT40_CH62_5310MHz																																																																								
Pol.	Horizontal	Fundamental																																																																								
Peak	<table border="1"> <thead> <tr> <th>Limit</th> <th>Read</th> <th>Ant</th> <th>Cable</th> <th>Preamp</th> <th>APos</th> <th>TPos</th> <th>Remark</th> </tr> <tr> <th>Freq</th> <th>Level</th> <th>Line</th> <th>Margin</th> <th>Level</th> <th>Factor</th> <th>Loss</th> <th>Factor</th> </tr> <tr> <th>MHz</th> <th>dBuV/m</th> <th>dBuV/m</th> <th>dB</th> <th>dBuV</th> <th>dB/m</th> <th>dB</th> <th>dB</th> </tr> </thead> <tbody> <tr> <td>1</td> <td>5087.42</td> <td>51.12</td> <td>74.00</td> <td>-22.88</td> <td>39.39</td> <td>36.17</td> <td>8.42</td> <td>32.86</td> <td>307</td> <td>82</td> <td>PEAK</td> </tr> </tbody> </table>	Limit	Read	Ant	Cable	Preamp	APos	TPos	Remark	Freq	Level	Line	Margin	Level	Factor	Loss	Factor	MHz	dBuV/m	dBuV/m	dB	dBuV	dB/m	dB	dB	1	5087.42	51.12	74.00	-22.88	39.39	36.17	8.42	32.86	307	82	PEAK	<table border="1"> <thead> <tr> <th>Limit</th> <th>Read</th> <th>Ant</th> <th>Cable</th> <th>Preamp</th> <th>APos</th> <th>TPos</th> <th>Remark</th> </tr> <tr> <th>Freq</th> <th>Level</th> <th>Line</th> <th>Margin</th> <th>Level</th> <th>Factor</th> <th>Loss</th> <th>Factor</th> </tr> <tr> <th>MHz</th> <th>dBuV/m</th> <th>dBuV/m</th> <th>dB</th> <th>dBuV</th> <th>dB/m</th> <th>dB</th> <th>dB</th> </tr> </thead> <tbody> <tr> <td>1</td> <td>5310.00</td> <td>97.57</td> <td>-----</td> <td>-----</td> <td>85.59</td> <td>36.07</td> <td>9.18</td> <td>33.27</td> <td>307</td> <td>82</td> <td>PEAK</td> </tr> </tbody> </table>	Limit	Read	Ant	Cable	Preamp	APos	TPos	Remark	Freq	Level	Line	Margin	Level	Factor	Loss	Factor	MHz	dBuV/m	dBuV/m	dB	dBuV	dB/m	dB	dB	1	5310.00	97.57	-----	-----	85.59	36.07	9.18	33.27	307	82	PEAK
Limit	Read	Ant	Cable	Preamp	APos	TPos	Remark																																																																			
Freq	Level	Line	Margin	Level	Factor	Loss	Factor																																																																			
MHz	dBuV/m	dBuV/m	dB	dBuV	dB/m	dB	dB																																																																			
1	5087.42	51.12	74.00	-22.88	39.39	36.17	8.42	32.86	307	82	PEAK																																																															
Limit	Read	Ant	Cable	Preamp	APos	TPos	Remark																																																																			
Freq	Level	Line	Margin	Level	Factor	Loss	Factor																																																																			
MHz	dBuV/m	dBuV/m	dB	dBuV	dB/m	dB	dB																																																																			
1	5310.00	97.57	-----	-----	85.59	36.07	9.18	33.27	307	82	PEAK																																																															
Avg	<table border="1"> <thead> <tr> <th>Limit</th> <th>Read</th> <th>Ant</th> <th>Cable</th> <th>Preamp</th> <th>APos</th> <th>TPos</th> <th>Remark</th> </tr> <tr> <th>Freq</th> <th>Level</th> <th>Line</th> <th>Margin</th> <th>Level</th> <th>Factor</th> <th>Loss</th> <th>Factor</th> </tr> <tr> <th>MHz</th> <th>dBuV/m</th> <th>dBuV/m</th> <th>dB</th> <th>dBuV</th> <th>dB/m</th> <th>dB</th> <th>dB</th> </tr> </thead> <tbody> <tr> <td>1</td> <td>5087.42</td> <td>43.55</td> <td>54.00</td> <td>-10.45</td> <td>31.82</td> <td>36.17</td> <td>8.42</td> <td>32.86</td> <td>307</td> <td>82</td> <td>AVERAGE</td> </tr> </tbody> </table>	Limit	Read	Ant	Cable	Preamp	APos	TPos	Remark	Freq	Level	Line	Margin	Level	Factor	Loss	Factor	MHz	dBuV/m	dBuV/m	dB	dBuV	dB/m	dB	dB	1	5087.42	43.55	54.00	-10.45	31.82	36.17	8.42	32.86	307	82	AVERAGE	<table border="1"> <thead> <tr> <th>Limit</th> <th>Read</th> <th>Ant</th> <th>Cable</th> <th>Preamp</th> <th>APos</th> <th>TPos</th> <th>Remark</th> </tr> <tr> <th>Freq</th> <th>Level</th> <th>Line</th> <th>Margin</th> <th>Level</th> <th>Factor</th> <th>Loss</th> <th>Factor</th> </tr> <tr> <th>MHz</th> <th>dBuV/m</th> <th>dBuV/m</th> <th>dB</th> <th>dBuV</th> <th>dB/m</th> <th>dB</th> <th>dB</th> </tr> </thead> <tbody> <tr> <td>1</td> <td>5310.00</td> <td>91.14</td> <td>-----</td> <td>-----</td> <td>79.16</td> <td>36.07</td> <td>9.18</td> <td>33.27</td> <td>307</td> <td>82</td> <td>AVERAGE</td> </tr> </tbody> </table>	Limit	Read	Ant	Cable	Preamp	APos	TPos	Remark	Freq	Level	Line	Margin	Level	Factor	Loss	Factor	MHz	dBuV/m	dBuV/m	dB	dBuV	dB/m	dB	dB	1	5310.00	91.14	-----	-----	79.16	36.07	9.18	33.27	307	82	AVERAGE
Limit	Read	Ant	Cable	Preamp	APos	TPos	Remark																																																																			
Freq	Level	Line	Margin	Level	Factor	Loss	Factor																																																																			
MHz	dBuV/m	dBuV/m	dB	dBuV	dB/m	dB	dB																																																																			
1	5087.42	43.55	54.00	-10.45	31.82	36.17	8.42	32.86	307	82	AVERAGE																																																															
Limit	Read	Ant	Cable	Preamp	APos	TPos	Remark																																																																			
Freq	Level	Line	Margin	Level	Factor	Loss	Factor																																																																			
MHz	dBuV/m	dBuV/m	dB	dBuV	dB/m	dB	dB																																																																			
1	5310.00	91.14	-----	-----	79.16	36.07	9.18	33.27	307	82	AVERAGE																																																															



		22																																									
Mode	Band Edge - R																																										
	U-NII-2A_5.25-5.35_802.11ac VHT40_CH62_5310MHz																																										
Pol.	Horizontal	Fundamental																																									
Peak	<p style="text-align: right;">Date: 2023-10-12</p> <table border="1"> <thead> <tr> <th>Limit</th> <th>Read</th> <th>Ant</th> <th>Cable</th> <th>Preamp</th> <th>APos</th> <th>TPos</th> <th colspan="2">Remark</th> </tr> <tr> <th>Freq</th> <th>Level</th> <th>Line</th> <th>Margin</th> <th>Level</th> <th>Factor</th> <th>Loss</th> <th>Factor</th> <th></th> </tr> <tr> <th>MHz</th> <th>dBuV/m</th> <th>dBuV/m</th> <th>dB</th> <th>dBuV</th> <th>dB/m</th> <th>dB</th> <th>dB</th> <th>cm</th> <th>deg</th> </tr> </thead> <tbody> <tr> <td>1</td> <td>5351.40</td> <td>54.59</td> <td>74.00</td> <td>-19.41</td> <td>42.49</td> <td>36.06</td> <td>9.37</td> <td>33.33</td> <td>307</td> <td>82</td> <td>PEAK</td> </tr> </tbody> </table>	Limit	Read	Ant	Cable	Preamp	APos	TPos	Remark		Freq	Level	Line	Margin	Level	Factor	Loss	Factor		MHz	dBuV/m	dBuV/m	dB	dBuV	dB/m	dB	dB	cm	deg	1	5351.40	54.59	74.00	-19.41	42.49	36.06	9.37	33.33	307	82	PEAK	Blank	
Limit	Read	Ant	Cable	Preamp	APos	TPos	Remark																																				
Freq	Level	Line	Margin	Level	Factor	Loss	Factor																																				
MHz	dBuV/m	dBuV/m	dB	dBuV	dB/m	dB	dB	cm	deg																																		
1	5351.40	54.59	74.00	-19.41	42.49	36.06	9.37	33.33	307	82	PEAK																																
Avg	<p style="text-align: right;">Date: 2023-10-12</p> <table border="1"> <thead> <tr> <th>Limit</th> <th>Read</th> <th>Ant</th> <th>Cable</th> <th>Preamp</th> <th>APos</th> <th>TPos</th> <th colspan="2">Remark</th> </tr> <tr> <th>Freq</th> <th>Level</th> <th>Line</th> <th>Margin</th> <th>Level</th> <th>Factor</th> <th>Loss</th> <th>Factor</th> <th></th> </tr> <tr> <th>MHz</th> <th>dBuV/m</th> <th>dBuV/m</th> <th>dB</th> <th>dBuV</th> <th>dB/m</th> <th>dB</th> <th>dB</th> <th>cm</th> <th>deg</th> </tr> </thead> <tbody> <tr> <td>1</td> <td>5350.65</td> <td>45.69</td> <td>54.00</td> <td>-8.31</td> <td>33.59</td> <td>36.06</td> <td>9.37</td> <td>33.33</td> <td>307</td> <td>82</td> <td>AVERAGE</td> </tr> </tbody> </table>	Limit	Read	Ant	Cable	Preamp	APos	TPos	Remark		Freq	Level	Line	Margin	Level	Factor	Loss	Factor		MHz	dBuV/m	dBuV/m	dB	dBuV	dB/m	dB	dB	cm	deg	1	5350.65	45.69	54.00	-8.31	33.59	36.06	9.37	33.33	307	82	AVERAGE	Blank	
Limit	Read	Ant	Cable	Preamp	APos	TPos	Remark																																				
Freq	Level	Line	Margin	Level	Factor	Loss	Factor																																				
MHz	dBuV/m	dBuV/m	dB	dBuV	dB/m	dB	dB	cm	deg																																		
1	5350.65	45.69	54.00	-8.31	33.59	36.06	9.37	33.33	307	82	AVERAGE																																



		22																																																																								
Mode		Band Edge - L																																																																								
		U-NII-2A_5.25-5.35_802.11ac VHT40_CH62_5310MHz																																																																								
Pol.	Vertical	Fundamental																																																																								
Peak	<table border="1"> <thead> <tr> <th>Limit</th> <th>Read</th> <th>Ant</th> <th>Cable</th> <th>Preamp</th> <th>APos</th> <th>TPos</th> <th>Remark</th> </tr> <tr> <th>Freq</th> <th>Level</th> <th>Line</th> <th>Margin</th> <th>Level</th> <th>Factor</th> <th>Loss</th> <th>Factor</th> </tr> <tr> <th>MHz</th> <th>dBuV/m</th> <th>dBuV/m</th> <th>dB</th> <th>dBuV</th> <th>dB/m</th> <th>dB</th> <th>dB</th> </tr> </thead> <tbody> <tr> <td>1</td> <td>5086.18</td> <td>51.08</td> <td>74.00</td> <td>-22.92</td> <td>39.35</td> <td>36.17</td> <td>8.42</td> <td>32.86</td> <td>233</td> <td>16</td> <td>PEAK</td> </tr> </tbody> </table>	Limit	Read	Ant	Cable	Preamp	APos	TPos	Remark	Freq	Level	Line	Margin	Level	Factor	Loss	Factor	MHz	dBuV/m	dBuV/m	dB	dBuV	dB/m	dB	dB	1	5086.18	51.08	74.00	-22.92	39.35	36.17	8.42	32.86	233	16	PEAK	<table border="1"> <thead> <tr> <th>Limit</th> <th>Read</th> <th>Ant</th> <th>Cable</th> <th>Preamp</th> <th>APos</th> <th>TPos</th> <th>Remark</th> </tr> <tr> <th>Freq</th> <th>Level</th> <th>Line</th> <th>Margin</th> <th>Level</th> <th>Factor</th> <th>Loss</th> <th>Factor</th> </tr> <tr> <th>MHz</th> <th>dBuV/m</th> <th>dBuV/m</th> <th>dB</th> <th>dBuV</th> <th>dB/m</th> <th>dB</th> <th>dB</th> </tr> </thead> <tbody> <tr> <td>1</td> <td>5310.00</td> <td>97.68</td> <td>-----</td> <td>-----</td> <td>85.70</td> <td>36.07</td> <td>9.18</td> <td>33.27</td> <td>233</td> <td>16</td> <td>PEAK</td> </tr> </tbody> </table>	Limit	Read	Ant	Cable	Preamp	APos	TPos	Remark	Freq	Level	Line	Margin	Level	Factor	Loss	Factor	MHz	dBuV/m	dBuV/m	dB	dBuV	dB/m	dB	dB	1	5310.00	97.68	-----	-----	85.70	36.07	9.18	33.27	233	16	PEAK
Limit	Read	Ant	Cable	Preamp	APos	TPos	Remark																																																																			
Freq	Level	Line	Margin	Level	Factor	Loss	Factor																																																																			
MHz	dBuV/m	dBuV/m	dB	dBuV	dB/m	dB	dB																																																																			
1	5086.18	51.08	74.00	-22.92	39.35	36.17	8.42	32.86	233	16	PEAK																																																															
Limit	Read	Ant	Cable	Preamp	APos	TPos	Remark																																																																			
Freq	Level	Line	Margin	Level	Factor	Loss	Factor																																																																			
MHz	dBuV/m	dBuV/m	dB	dBuV	dB/m	dB	dB																																																																			
1	5310.00	97.68	-----	-----	85.70	36.07	9.18	33.27	233	16	PEAK																																																															
Avg	<table border="1"> <thead> <tr> <th>Limit</th> <th>Read</th> <th>Ant</th> <th>Cable</th> <th>Preamp</th> <th>APos</th> <th>TPos</th> <th>Remark</th> </tr> <tr> <th>Freq</th> <th>Level</th> <th>Line</th> <th>Margin</th> <th>Level</th> <th>Factor</th> <th>Loss</th> <th>Factor</th> </tr> <tr> <th>MHz</th> <th>dBuV/m</th> <th>dBuV/m</th> <th>dB</th> <th>dBuV</th> <th>dB/m</th> <th>dB</th> <th>dB</th> </tr> </thead> <tbody> <tr> <td>1</td> <td>5087.73</td> <td>43.66</td> <td>54.00</td> <td>-10.34</td> <td>31.94</td> <td>36.16</td> <td>8.42</td> <td>32.86</td> <td>233</td> <td>16</td> <td>AVERAGE</td> </tr> </tbody> </table>	Limit	Read	Ant	Cable	Preamp	APos	TPos	Remark	Freq	Level	Line	Margin	Level	Factor	Loss	Factor	MHz	dBuV/m	dBuV/m	dB	dBuV	dB/m	dB	dB	1	5087.73	43.66	54.00	-10.34	31.94	36.16	8.42	32.86	233	16	AVERAGE	<table border="1"> <thead> <tr> <th>Limit</th> <th>Read</th> <th>Ant</th> <th>Cable</th> <th>Preamp</th> <th>APos</th> <th>TPos</th> <th>Remark</th> </tr> <tr> <th>Freq</th> <th>Level</th> <th>Line</th> <th>Margin</th> <th>Level</th> <th>Factor</th> <th>Loss</th> <th>Factor</th> </tr> <tr> <th>MHz</th> <th>dBuV/m</th> <th>dBuV/m</th> <th>dB</th> <th>dBuV</th> <th>dB/m</th> <th>dB</th> <th>dB</th> </tr> </thead> <tbody> <tr> <td>1</td> <td>5310.00</td> <td>91.05</td> <td>-----</td> <td>-----</td> <td>79.07</td> <td>36.07</td> <td>9.18</td> <td>33.27</td> <td>233</td> <td>16</td> <td>AVERAGE</td> </tr> </tbody> </table>	Limit	Read	Ant	Cable	Preamp	APos	TPos	Remark	Freq	Level	Line	Margin	Level	Factor	Loss	Factor	MHz	dBuV/m	dBuV/m	dB	dBuV	dB/m	dB	dB	1	5310.00	91.05	-----	-----	79.07	36.07	9.18	33.27	233	16	AVERAGE
Limit	Read	Ant	Cable	Preamp	APos	TPos	Remark																																																																			
Freq	Level	Line	Margin	Level	Factor	Loss	Factor																																																																			
MHz	dBuV/m	dBuV/m	dB	dBuV	dB/m	dB	dB																																																																			
1	5087.73	43.66	54.00	-10.34	31.94	36.16	8.42	32.86	233	16	AVERAGE																																																															
Limit	Read	Ant	Cable	Preamp	APos	TPos	Remark																																																																			
Freq	Level	Line	Margin	Level	Factor	Loss	Factor																																																																			
MHz	dBuV/m	dBuV/m	dB	dBuV	dB/m	dB	dB																																																																			
1	5310.00	91.05	-----	-----	79.07	36.07	9.18	33.27	233	16	AVERAGE																																																															





		22																																									
Mode		Band Edge - R																																									
		U-NII-2A_5.25-5.35_802.11ac VHT40_CH62_5310MHz																																									
Pol.	Vertical	Fundamental																																									
Peak	<table border="1"> <thead> <tr> <th>Limit</th> <th>Read</th> <th>Ant</th> <th>Cable</th> <th>Preamp</th> <th>APos</th> <th>TPos</th> </tr> <tr> <th>Freq</th> <th>Level</th> <th>Line</th> <th>Margin</th> <th>Level</th> <th>Factor</th> <th>Loss</th> <th>Factor</th> <th>cm</th> <th>deg</th> <th>Remark</th> </tr> <tr> <th>MHz</th> <th>dBuV/m</th> <th>dBuV/m</th> <th>dB</th> <th>dBuV</th> <th>dB/m</th> <th>dB</th> <th>dB</th> <th>cm</th> <th>deg</th> <th></th> </tr> </thead> <tbody> <tr> <td>1</td> <td>5351.10</td> <td>53.03</td> <td>74.00</td> <td>-20.97</td> <td>40.93</td> <td>36.06</td> <td>9.37</td> <td>33.33</td> <td>233</td> <td>16 PEAK</td> </tr> </tbody> </table>	Limit	Read	Ant	Cable	Preamp	APos	TPos	Freq	Level	Line	Margin	Level	Factor	Loss	Factor	cm	deg	Remark	MHz	dBuV/m	dBuV/m	dB	dBuV	dB/m	dB	dB	cm	deg		1	5351.10	53.03	74.00	-20.97	40.93	36.06	9.37	33.33	233	16 PEAK	Blank	
Limit	Read	Ant	Cable	Preamp	APos	TPos																																					
Freq	Level	Line	Margin	Level	Factor	Loss	Factor	cm	deg	Remark																																	
MHz	dBuV/m	dBuV/m	dB	dBuV	dB/m	dB	dB	cm	deg																																		
1	5351.10	53.03	74.00	-20.97	40.93	36.06	9.37	33.33	233	16 PEAK																																	
Avg	<table border="1"> <thead> <tr> <th>Limit</th> <th>Read</th> <th>Ant</th> <th>Cable</th> <th>Preamp</th> <th>APos</th> <th>TPos</th> </tr> <tr> <th>Freq</th> <th>Level</th> <th>Line</th> <th>Margin</th> <th>Level</th> <th>Factor</th> <th>Loss</th> <th>Factor</th> <th>cm</th> <th>deg</th> <th>Remark</th> </tr> <tr> <th>MHz</th> <th>dBuV/m</th> <th>dBuV/m</th> <th>dB</th> <th>dBuV</th> <th>dB/m</th> <th>dB</th> <th>dB</th> <th>cm</th> <th>deg</th> <th></th> </tr> </thead> <tbody> <tr> <td>1</td> <td>5352.00</td> <td>44.24</td> <td>54.00</td> <td>-9.76</td> <td>32.13</td> <td>36.06</td> <td>9.38</td> <td>33.33</td> <td>233</td> <td>16 AVERAGE</td> </tr> </tbody> </table>	Limit	Read	Ant	Cable	Preamp	APos	TPos	Freq	Level	Line	Margin	Level	Factor	Loss	Factor	cm	deg	Remark	MHz	dBuV/m	dBuV/m	dB	dBuV	dB/m	dB	dB	cm	deg		1	5352.00	44.24	54.00	-9.76	32.13	36.06	9.38	33.33	233	16 AVERAGE	Blank	
Limit	Read	Ant	Cable	Preamp	APos	TPos																																					
Freq	Level	Line	Margin	Level	Factor	Loss	Factor	cm	deg	Remark																																	
MHz	dBuV/m	dBuV/m	dB	dBuV	dB/m	dB	dB	cm	deg																																		
1	5352.00	44.24	54.00	-9.76	32.13	36.06	9.38	33.33	233	16 AVERAGE																																	



		23																																																																																				
Mode		Band Edge - L																																																																																				
		U-NII-2C_5.47-5.725_802.11ac VHT40_CH102_5510MHZ																																																																																				
Pol.	Horizontal	Fundamental																																																																																				
Peak	<table border="1"> <thead> <tr> <th>Limit</th> <th>Read</th> <th>Ant</th> <th>Cable</th> <th>Preamp</th> <th>APos</th> <th>TPos</th> <th>Remark</th> </tr> <tr> <th>Freq</th> <th>Level</th> <th>Line</th> <th>Margin</th> <th>Level</th> <th>Factor</th> <th>Loss</th> <th>Factor</th> </tr> <tr> <th>MHz</th> <th>dBuV/m</th> <th>dBuV/m</th> <th>dB</th> <th>dBuV</th> <th>dB/m</th> <th>dB</th> <th>dB</th> </tr> </thead> <tbody> <tr> <td>1</td> <td>5451.60</td> <td>51.51</td> <td>74.00</td> <td>-22.49</td> <td>39.32</td> <td>36.02</td> <td>9.68</td> <td>33.51</td> <td>172</td> <td>341</td> <td>PEAK</td> </tr> <tr> <td>2</td> <td>5468.08</td> <td>52.29</td> <td>68.30</td> <td>-16.01</td> <td>40.13</td> <td>36.01</td> <td>9.69</td> <td>33.54</td> <td>172</td> <td>341</td> <td>PEAK</td> </tr> </tbody> </table>	Limit	Read	Ant	Cable	Preamp	APos	TPos	Remark	Freq	Level	Line	Margin	Level	Factor	Loss	Factor	MHz	dBuV/m	dBuV/m	dB	dBuV	dB/m	dB	dB	1	5451.60	51.51	74.00	-22.49	39.32	36.02	9.68	33.51	172	341	PEAK	2	5468.08	52.29	68.30	-16.01	40.13	36.01	9.69	33.54	172	341	PEAK	<table border="1"> <thead> <tr> <th>Limit</th> <th>Read</th> <th>Ant</th> <th>Cable</th> <th>Preamp</th> <th>APos</th> <th>TPos</th> <th>Remark</th> </tr> <tr> <th>Freq</th> <th>Level</th> <th>Line</th> <th>Margin</th> <th>Level</th> <th>Factor</th> <th>Loss</th> <th>Factor</th> </tr> <tr> <th>MHz</th> <th>dBuV/m</th> <th>dBuV/m</th> <th>dB</th> <th>dBuV</th> <th>dB/m</th> <th>dB</th> <th>dB</th> </tr> </thead> <tbody> <tr> <td>1</td> <td>5510.00</td> <td>97.87</td> <td>-----</td> <td>-----</td> <td>85.73</td> <td>36.02</td> <td>9.71</td> <td>33.59</td> <td>172</td> <td>341</td> <td>PEAK</td> </tr> </tbody> </table>	Limit	Read	Ant	Cable	Preamp	APos	TPos	Remark	Freq	Level	Line	Margin	Level	Factor	Loss	Factor	MHz	dBuV/m	dBuV/m	dB	dBuV	dB/m	dB	dB	1	5510.00	97.87	-----	-----	85.73	36.02	9.71	33.59	172	341	PEAK
	Limit	Read	Ant	Cable	Preamp	APos	TPos	Remark																																																																														
Freq	Level	Line	Margin	Level	Factor	Loss	Factor																																																																															
MHz	dBuV/m	dBuV/m	dB	dBuV	dB/m	dB	dB																																																																															
1	5451.60	51.51	74.00	-22.49	39.32	36.02	9.68	33.51	172	341	PEAK																																																																											
2	5468.08	52.29	68.30	-16.01	40.13	36.01	9.69	33.54	172	341	PEAK																																																																											
Limit	Read	Ant	Cable	Preamp	APos	TPos	Remark																																																																															
Freq	Level	Line	Margin	Level	Factor	Loss	Factor																																																																															
MHz	dBuV/m	dBuV/m	dB	dBuV	dB/m	dB	dB																																																																															
1	5510.00	97.87	-----	-----	85.73	36.02	9.71	33.59	172	341	PEAK																																																																											
Avg	<table border="1"> <thead> <tr> <th>Limit</th> <th>Read</th> <th>Ant</th> <th>Cable</th> <th>Preamp</th> <th>APos</th> <th>TPos</th> <th>Remark</th> </tr> <tr> <th>Freq</th> <th>Level</th> <th>Line</th> <th>Margin</th> <th>Level</th> <th>Factor</th> <th>Loss</th> <th>Factor</th> </tr> <tr> <th>MHz</th> <th>dBuV/m</th> <th>dBuV/m</th> <th>dB</th> <th>dBuV</th> <th>dB/m</th> <th>dB</th> <th>dB</th> </tr> </thead> <tbody> <tr> <td>1</td> <td>5457.04</td> <td>42.50</td> <td>54.00</td> <td>-11.50</td> <td>30.31</td> <td>36.02</td> <td>9.69</td> <td>33.52</td> <td>172</td> <td>341</td> <td>AVERAGE</td> </tr> </tbody> </table>	Limit	Read	Ant	Cable	Preamp	APos	TPos	Remark	Freq	Level	Line	Margin	Level	Factor	Loss	Factor	MHz	dBuV/m	dBuV/m	dB	dBuV	dB/m	dB	dB	1	5457.04	42.50	54.00	-11.50	30.31	36.02	9.69	33.52	172	341	AVERAGE	<table border="1"> <thead> <tr> <th>Limit</th> <th>Read</th> <th>Ant</th> <th>Cable</th> <th>Preamp</th> <th>APos</th> <th>TPos</th> <th>Remark</th> </tr> <tr> <th>Freq</th> <th>Level</th> <th>Line</th> <th>Margin</th> <th>Level</th> <th>Factor</th> <th>Loss</th> <th>Factor</th> </tr> <tr> <th>MHz</th> <th>dBuV/m</th> <th>dBuV/m</th> <th>dB</th> <th>dBuV</th> <th>dB/m</th> <th>dB</th> <th>dB</th> </tr> </thead> <tbody> <tr> <td>1</td> <td>5510.00</td> <td>91.28</td> <td>-----</td> <td>-----</td> <td>79.14</td> <td>36.02</td> <td>9.71</td> <td>33.59</td> <td>172</td> <td>341</td> <td>AVERAGE</td> </tr> </tbody> </table>	Limit	Read	Ant	Cable	Preamp	APos	TPos	Remark	Freq	Level	Line	Margin	Level	Factor	Loss	Factor	MHz	dBuV/m	dBuV/m	dB	dBuV	dB/m	dB	dB	1	5510.00	91.28	-----	-----	79.14	36.02	9.71	33.59	172	341	AVERAGE												
Limit	Read	Ant	Cable	Preamp	APos	TPos	Remark																																																																															
Freq	Level	Line	Margin	Level	Factor	Loss	Factor																																																																															
MHz	dBuV/m	dBuV/m	dB	dBuV	dB/m	dB	dB																																																																															
1	5457.04	42.50	54.00	-11.50	30.31	36.02	9.69	33.52	172	341	AVERAGE																																																																											
Limit	Read	Ant	Cable	Preamp	APos	TPos	Remark																																																																															
Freq	Level	Line	Margin	Level	Factor	Loss	Factor																																																																															
MHz	dBuV/m	dBuV/m	dB	dBuV	dB/m	dB	dB																																																																															
1	5510.00	91.28	-----	-----	79.14	36.02	9.71	33.59	172	341	AVERAGE																																																																											



Mode	23																																									
	Band Edge - R																																									
	U-NII-2C_5.47-5.725_802.11ac VHT40_CH102_5510MHz																																									
Pol.	Horizontal	Fundamental																																								
Peak	<p>Date: 2023-10-12</p> <table border="1"> <thead> <tr> <th>Limit</th> <th>Read</th> <th>Ant</th> <th>Cable</th> <th>Preamp</th> <th>APos</th> <th>TPos</th> <th>Remark</th> </tr> <tr> <th>Freq</th> <th>Level</th> <th>Line</th> <th>Margin</th> <th>Level</th> <th>Factor</th> <th>Loss</th> <th>Factor</th> </tr> <tr> <th>MHz</th> <th>dBuV/m</th> <th>dBuV/m</th> <th>dB</th> <th>dBuV</th> <th>dB/m</th> <th>dB</th> <th>dB</th> </tr> </thead> <tbody> <tr> <td>1 5732.87</td> <td>53.29</td> <td>68.30</td> <td>-15.01</td> <td>40.38</td> <td>36.33</td> <td>10.04</td> <td>33.46</td> </tr> <tr> <td></td> <td></td> <td></td> <td></td> <td></td> <td></td> <td>172</td> <td>341 PEAK</td> </tr> </tbody> </table>	Limit	Read	Ant	Cable	Preamp	APos	TPos	Remark	Freq	Level	Line	Margin	Level	Factor	Loss	Factor	MHz	dBuV/m	dBuV/m	dB	dBuV	dB/m	dB	dB	1 5732.87	53.29	68.30	-15.01	40.38	36.33	10.04	33.46							172	341 PEAK	Blank
Limit	Read	Ant	Cable	Preamp	APos	TPos	Remark																																			
Freq	Level	Line	Margin	Level	Factor	Loss	Factor																																			
MHz	dBuV/m	dBuV/m	dB	dBuV	dB/m	dB	dB																																			
1 5732.87	53.29	68.30	-15.01	40.38	36.33	10.04	33.46																																			
						172	341 PEAK																																			



		23																																																																						
Mode		Band Edge - L																																																																						
		U-NII-2C_5.47-5.725_802.11ac VHT40_CH102_5510MHZ																																																																						
Pol.	Vertical	Fundamental																																																																						
Peak	<table border="1"> <thead> <tr> <th>Limit</th> <th>Read</th> <th>Ant</th> <th>Cable</th> <th>APos</th> <th>TPos</th> <th>Remark</th> </tr> <tr> <th>Freq</th> <th>Level</th> <th>Line</th> <th>Margin</th> <th>Level</th> <th>Factor</th> <th>Loss Factor</th> <th>cm</th> <th>deg</th> <th>Remark</th> </tr> </thead> <tbody> <tr> <td>1</td> <td>5440.72</td> <td>51.14</td> <td>74.00</td> <td>-22.86</td> <td>38.93</td> <td>36.02</td> <td>9.68</td> <td>33.49</td> <td>200</td> <td>16</td> <td>PEAK</td> </tr> <tr> <td>2</td> <td>5469.36</td> <td>52.71</td> <td>68.30</td> <td>-15.59</td> <td>40.55</td> <td>36.01</td> <td>9.69</td> <td>33.54</td> <td>200</td> <td>16</td> <td>PEAK</td> </tr> </tbody> </table>	Limit	Read	Ant	Cable	APos	TPos	Remark	Freq	Level	Line	Margin	Level	Factor	Loss Factor	cm	deg	Remark	1	5440.72	51.14	74.00	-22.86	38.93	36.02	9.68	33.49	200	16	PEAK	2	5469.36	52.71	68.30	-15.59	40.55	36.01	9.69	33.54	200	16	PEAK	<table border="1"> <thead> <tr> <th>Limit</th> <th>Read</th> <th>Ant</th> <th>Cable</th> <th>APos</th> <th>TPos</th> <th>Remark</th> </tr> <tr> <th>Freq</th> <th>Level</th> <th>Line</th> <th>Margin</th> <th>Level</th> <th>Factor</th> <th>Loss Factor</th> <th>cm</th> <th>deg</th> <th>Remark</th> </tr> </thead> <tbody> <tr> <td>1</td> <td>5510.00</td> <td>99.32</td> <td>-----</td> <td>-----</td> <td>87.20</td> <td>36.01</td> <td>9.71</td> <td>33.60</td> <td>200</td> <td>16</td> <td>PEAK</td> </tr> </tbody> </table>	Limit	Read	Ant	Cable	APos	TPos	Remark	Freq	Level	Line	Margin	Level	Factor	Loss Factor	cm	deg	Remark	1	5510.00	99.32	-----	-----	87.20	36.01	9.71	33.60	200	16	PEAK
Limit	Read	Ant	Cable	APos	TPos	Remark																																																																		
Freq	Level	Line	Margin	Level	Factor	Loss Factor	cm	deg	Remark																																																															
1	5440.72	51.14	74.00	-22.86	38.93	36.02	9.68	33.49	200	16	PEAK																																																													
2	5469.36	52.71	68.30	-15.59	40.55	36.01	9.69	33.54	200	16	PEAK																																																													
Limit	Read	Ant	Cable	APos	TPos	Remark																																																																		
Freq	Level	Line	Margin	Level	Factor	Loss Factor	cm	deg	Remark																																																															
1	5510.00	99.32	-----	-----	87.20	36.01	9.71	33.60	200	16	PEAK																																																													
Avg	<table border="1"> <thead> <tr> <th>Limit</th> <th>Read</th> <th>Ant</th> <th>Cable</th> <th>APos</th> <th>TPos</th> <th>Remark</th> </tr> <tr> <th>Freq</th> <th>Level</th> <th>Line</th> <th>Margin</th> <th>Level</th> <th>Factor</th> <th>Loss Factor</th> <th>cm</th> <th>deg</th> <th>Remark</th> </tr> </thead> <tbody> <tr> <td>1</td> <td>5446.32</td> <td>42.83</td> <td>54.00</td> <td>-11.17</td> <td>30.63</td> <td>36.02</td> <td>9.68</td> <td>33.50</td> <td>200</td> <td>16</td> <td>AVERAGE</td> </tr> </tbody> </table>	Limit	Read	Ant	Cable	APos	TPos	Remark	Freq	Level	Line	Margin	Level	Factor	Loss Factor	cm	deg	Remark	1	5446.32	42.83	54.00	-11.17	30.63	36.02	9.68	33.50	200	16	AVERAGE	<table border="1"> <thead> <tr> <th>Limit</th> <th>Read</th> <th>Ant</th> <th>Cable</th> <th>APos</th> <th>TPos</th> <th>Remark</th> </tr> <tr> <th>Freq</th> <th>Level</th> <th>Line</th> <th>Margin</th> <th>Level</th> <th>Factor</th> <th>Loss Factor</th> <th>cm</th> <th>deg</th> <th>Remark</th> </tr> </thead> <tbody> <tr> <td>1</td> <td>5510.00</td> <td>92.46</td> <td>-----</td> <td>-----</td> <td>80.32</td> <td>36.02</td> <td>9.71</td> <td>33.59</td> <td>200</td> <td>16</td> <td>AVERAGE</td> </tr> </tbody> </table>	Limit	Read	Ant	Cable	APos	TPos	Remark	Freq	Level	Line	Margin	Level	Factor	Loss Factor	cm	deg	Remark	1	5510.00	92.46	-----	-----	80.32	36.02	9.71	33.59	200	16	AVERAGE												
Limit	Read	Ant	Cable	APos	TPos	Remark																																																																		
Freq	Level	Line	Margin	Level	Factor	Loss Factor	cm	deg	Remark																																																															
1	5446.32	42.83	54.00	-11.17	30.63	36.02	9.68	33.50	200	16	AVERAGE																																																													
Limit	Read	Ant	Cable	APos	TPos	Remark																																																																		
Freq	Level	Line	Margin	Level	Factor	Loss Factor	cm	deg	Remark																																																															
1	5510.00	92.46	-----	-----	80.32	36.02	9.71	33.59	200	16	AVERAGE																																																													



Mode	23																																									
	Band Edge - R																																									
	U-NII-2C_5.47-5.725_802.11ac VHT40_CH102_5510MHz																																									
Pol.	Vertical	Fundamental																																								
Peak	<p>Date: 2023-10-12</p> <table border="1"> <thead> <tr> <th>Limit</th> <th>Read</th> <th>Ant</th> <th>Cable</th> <th>Preamp</th> <th>APos</th> <th>TPos</th> <th>Remark</th> </tr> <tr> <th>Freq</th> <th>Level</th> <th>Line</th> <th>Margin</th> <th>Level</th> <th>Factor</th> <th>Loss</th> <th>Factor</th> </tr> <tr> <th>MHz</th> <th>dBuV/m</th> <th>dBuV/m</th> <th>dB</th> <th>dBuV</th> <th>dB/m</th> <th>dB</th> <th>dB</th> </tr> </thead> <tbody> <tr> <td>1 5734.66</td> <td>53.10</td> <td>68.30</td> <td>-15.20</td> <td>40.19</td> <td>36.33</td> <td>10.04</td> <td>33.46</td> </tr> <tr> <td></td> <td></td> <td></td> <td></td> <td></td> <td></td> <td>200</td> <td>16 PEAK</td> </tr> </tbody> </table>	Limit	Read	Ant	Cable	Preamp	APos	TPos	Remark	Freq	Level	Line	Margin	Level	Factor	Loss	Factor	MHz	dBuV/m	dBuV/m	dB	dBuV	dB/m	dB	dB	1 5734.66	53.10	68.30	-15.20	40.19	36.33	10.04	33.46							200	16 PEAK	Blank
Limit	Read	Ant	Cable	Preamp	APos	TPos	Remark																																			
Freq	Level	Line	Margin	Level	Factor	Loss	Factor																																			
MHz	dBuV/m	dBuV/m	dB	dBuV	dB/m	dB	dB																																			
1 5734.66	53.10	68.30	-15.20	40.19	36.33	10.04	33.46																																			
						200	16 PEAK																																			



		24																																																																																				
Mode		Band Edge - L																																																																																				
		U-NII-2C_5.47-5.725_802.11ac VHT40_CH134_5670MHz																																																																																				
Pol.	Horizontal	Fundamental																																																																																				
Peak	<table border="1"> <thead> <tr> <th>Limit</th> <th>Read</th> <th>Ant</th> <th>Cable</th> <th>Preamp</th> <th>APos</th> <th>TPos</th> <th>Remark</th> </tr> <tr> <th>Freq</th> <th>Level</th> <th>Line</th> <th>Margin</th> <th>Level</th> <th>Factor</th> <th>Loss</th> <th>Factor</th> </tr> <tr> <th>MHz</th> <th>dBuV/m</th> <th>dBuV/m</th> <th>dB</th> <th>dBuV</th> <th>dB/m</th> <th>dB</th> <th>dB</th> </tr> </thead> <tbody> <tr> <td>1</td> <td>5405.36</td> <td>51.02</td> <td>74.00</td> <td>-22.98</td> <td>38.76</td> <td>36.04</td> <td>9.65</td> <td>33.43</td> <td>184</td> <td>337</td> <td>PEAK</td> </tr> <tr> <td>2</td> <td>5460.40</td> <td>50.22</td> <td>68.30</td> <td>-18.08</td> <td>38.04</td> <td>36.02</td> <td>9.69</td> <td>33.53</td> <td>184</td> <td>337</td> <td>PEAK</td> </tr> </tbody> </table>	Limit	Read	Ant	Cable	Preamp	APos	TPos	Remark	Freq	Level	Line	Margin	Level	Factor	Loss	Factor	MHz	dBuV/m	dBuV/m	dB	dBuV	dB/m	dB	dB	1	5405.36	51.02	74.00	-22.98	38.76	36.04	9.65	33.43	184	337	PEAK	2	5460.40	50.22	68.30	-18.08	38.04	36.02	9.69	33.53	184	337	PEAK	<table border="1"> <thead> <tr> <th>Limit</th> <th>Read</th> <th>Ant</th> <th>Cable</th> <th>Preamp</th> <th>APos</th> <th>TPos</th> <th>Remark</th> </tr> <tr> <th>Freq</th> <th>Level</th> <th>Line</th> <th>Margin</th> <th>Level</th> <th>Factor</th> <th>Loss</th> <th>Factor</th> </tr> <tr> <th>MHz</th> <th>dBuV/m</th> <th>dBuV/m</th> <th>dB</th> <th>dBuV</th> <th>dB/m</th> <th>dB</th> <th>dB</th> </tr> </thead> <tbody> <tr> <td>1</td> <td>5670.00</td> <td>100.55</td> <td>-----</td> <td>-----</td> <td>87.97</td> <td>36.22</td> <td>9.87</td> <td>33.51</td> <td>184</td> <td>337</td> <td>PEAK</td> </tr> </tbody> </table>	Limit	Read	Ant	Cable	Preamp	APos	TPos	Remark	Freq	Level	Line	Margin	Level	Factor	Loss	Factor	MHz	dBuV/m	dBuV/m	dB	dBuV	dB/m	dB	dB	1	5670.00	100.55	-----	-----	87.97	36.22	9.87	33.51	184	337	PEAK
	Limit	Read	Ant	Cable	Preamp	APos	TPos	Remark																																																																														
Freq	Level	Line	Margin	Level	Factor	Loss	Factor																																																																															
MHz	dBuV/m	dBuV/m	dB	dBuV	dB/m	dB	dB																																																																															
1	5405.36	51.02	74.00	-22.98	38.76	36.04	9.65	33.43	184	337	PEAK																																																																											
2	5460.40	50.22	68.30	-18.08	38.04	36.02	9.69	33.53	184	337	PEAK																																																																											
Limit	Read	Ant	Cable	Preamp	APos	TPos	Remark																																																																															
Freq	Level	Line	Margin	Level	Factor	Loss	Factor																																																																															
MHz	dBuV/m	dBuV/m	dB	dBuV	dB/m	dB	dB																																																																															
1	5670.00	100.55	-----	-----	87.97	36.22	9.87	33.51	184	337	PEAK																																																																											
Avg	<table border="1"> <thead> <tr> <th>Limit</th> <th>Read</th> <th>Ant</th> <th>Cable</th> <th>Preamp</th> <th>APos</th> <th>TPos</th> <th>Remark</th> </tr> <tr> <th>Freq</th> <th>Level</th> <th>Line</th> <th>Margin</th> <th>Level</th> <th>Factor</th> <th>Loss</th> <th>Factor</th> </tr> <tr> <th>MHz</th> <th>dBuV/m</th> <th>dBuV/m</th> <th>dB</th> <th>dBuV</th> <th>dB/m</th> <th>dB</th> <th>dB</th> </tr> </thead> <tbody> <tr> <td>1</td> <td>5446.96</td> <td>42.96</td> <td>54.00</td> <td>-11.04</td> <td>30.76</td> <td>36.02</td> <td>9.68</td> <td>33.50</td> <td>184</td> <td>337</td> <td>AVERAGE</td> </tr> </tbody> </table>	Limit	Read	Ant	Cable	Preamp	APos	TPos	Remark	Freq	Level	Line	Margin	Level	Factor	Loss	Factor	MHz	dBuV/m	dBuV/m	dB	dBuV	dB/m	dB	dB	1	5446.96	42.96	54.00	-11.04	30.76	36.02	9.68	33.50	184	337	AVERAGE	<table border="1"> <thead> <tr> <th>Limit</th> <th>Read</th> <th>Ant</th> <th>Cable</th> <th>Preamp</th> <th>APos</th> <th>TPos</th> <th>Remark</th> </tr> <tr> <th>Freq</th> <th>Level</th> <th>Line</th> <th>Margin</th> <th>Level</th> <th>Factor</th> <th>Loss</th> <th>Factor</th> </tr> <tr> <th>MHz</th> <th>dBuV/m</th> <th>dBuV/m</th> <th>dB</th> <th>dBuV</th> <th>dB/m</th> <th>dB</th> <th>dB</th> </tr> </thead> <tbody> <tr> <td>1</td> <td>5670.00</td> <td>93.35</td> <td>-----</td> <td>-----</td> <td>80.71</td> <td>36.24</td> <td>9.90</td> <td>33.50</td> <td>184</td> <td>337</td> <td>AVERAGE</td> </tr> </tbody> </table>	Limit	Read	Ant	Cable	Preamp	APos	TPos	Remark	Freq	Level	Line	Margin	Level	Factor	Loss	Factor	MHz	dBuV/m	dBuV/m	dB	dBuV	dB/m	dB	dB	1	5670.00	93.35	-----	-----	80.71	36.24	9.90	33.50	184	337	AVERAGE												
Limit	Read	Ant	Cable	Preamp	APos	TPos	Remark																																																																															
Freq	Level	Line	Margin	Level	Factor	Loss	Factor																																																																															
MHz	dBuV/m	dBuV/m	dB	dBuV	dB/m	dB	dB																																																																															
1	5446.96	42.96	54.00	-11.04	30.76	36.02	9.68	33.50	184	337	AVERAGE																																																																											
Limit	Read	Ant	Cable	Preamp	APos	TPos	Remark																																																																															
Freq	Level	Line	Margin	Level	Factor	Loss	Factor																																																																															
MHz	dBuV/m	dBuV/m	dB	dBuV	dB/m	dB	dB																																																																															
1	5670.00	93.35	-----	-----	80.71	36.24	9.90	33.50	184	337	AVERAGE																																																																											



Mode	24																																									
	Band Edge - R																																									
	U-NII-2C_5.47-5.725_802.11ac VHT40_CH134_5670MHz																																									
Pol.	Horizontal	Fundamental																																								
Peak	<table border="1"> <thead> <tr> <th>Limit</th> <th>Read</th> <th>Ant</th> <th>Cable</th> <th>Preamp</th> <th>APos</th> <th>TPos</th> <th>Remark</th> </tr> <tr> <th>Freq</th> <th>Level</th> <th>Line</th> <th>Margin</th> <th>Level</th> <th>Factor</th> <th>Loss</th> <th>Factor</th> </tr> <tr> <th>MHz</th> <th>dBuV/m</th> <th>dBuV/m</th> <th>dB</th> <th>dBuV</th> <th>dB/m</th> <th>dB</th> <th>dB</th> </tr> </thead> <tbody> <tr> <td>1 5740.21</td> <td>53.41</td> <td>68.30</td> <td>-14.89</td> <td>40.48</td> <td>36.34</td> <td>10.05</td> <td>33.46</td> </tr> <tr> <td></td> <td></td> <td></td> <td></td> <td></td> <td></td> <td>184</td> <td>337 PEAK</td> </tr> </tbody> </table>	Limit	Read	Ant	Cable	Preamp	APos	TPos	Remark	Freq	Level	Line	Margin	Level	Factor	Loss	Factor	MHz	dBuV/m	dBuV/m	dB	dBuV	dB/m	dB	dB	1 5740.21	53.41	68.30	-14.89	40.48	36.34	10.05	33.46							184	337 PEAK	Blank
Limit	Read	Ant	Cable	Preamp	APos	TPos	Remark																																			
Freq	Level	Line	Margin	Level	Factor	Loss	Factor																																			
MHz	dBuV/m	dBuV/m	dB	dBuV	dB/m	dB	dB																																			
1 5740.21	53.41	68.30	-14.89	40.48	36.34	10.05	33.46																																			
						184	337 PEAK																																			



		24																																																																																					
Mode		Band Edge - L																																																																																					
		U-NII-2C_5.47-5.725_802.11ac VHT40_CH134_5670MHz																																																																																					
Pol.	Vertical	Fundamental																																																																																					
Peak	<table border="1"> <thead> <tr> <th>Limit</th> <th>Read</th> <th>Ant</th> <th>Cable</th> <th>Preamp</th> <th>APos</th> <th>TPos</th> <th>Remark</th> </tr> <tr> <th>Freq</th> <th>Level</th> <th>Line</th> <th>Margin</th> <th>Level</th> <th>Factor</th> <th>Loss</th> <th>Factor</th> </tr> </thead> <tbody> <tr> <td>MHz</td> <td>dBuV/m</td> <td>dBuV/m</td> <td>dB</td> <td>dBuV</td> <td>dB/m</td> <td>dB</td> <td>dB</td> <td>cm</td> <td>deg</td> </tr> <tr> <td>1</td> <td>5447.60</td> <td>50.52</td> <td>74.00</td> <td>-23.48</td> <td>38.33</td> <td>36.02</td> <td>9.68</td> <td>33.51</td> <td>200</td> <td>15 PEAK</td> </tr> <tr> <td>2</td> <td>5461.36</td> <td>50.31</td> <td>68.30</td> <td>-17.99</td> <td>38.13</td> <td>36.02</td> <td>9.69</td> <td>33.53</td> <td>200</td> <td>15 PEAK</td> </tr> </tbody> </table>	Limit	Read	Ant	Cable	Preamp	APos	TPos	Remark	Freq	Level	Line	Margin	Level	Factor	Loss	Factor	MHz	dBuV/m	dBuV/m	dB	dBuV	dB/m	dB	dB	cm	deg	1	5447.60	50.52	74.00	-23.48	38.33	36.02	9.68	33.51	200	15 PEAK	2	5461.36	50.31	68.30	-17.99	38.13	36.02	9.69	33.53	200	15 PEAK	<table border="1"> <thead> <tr> <th>Limit</th> <th>Read</th> <th>Ant</th> <th>Cable</th> <th>Preamp</th> <th>APos</th> <th>TPos</th> <th>Remark</th> </tr> <tr> <th>Freq</th> <th>Level</th> <th>Line</th> <th>Margin</th> <th>Level</th> <th>Factor</th> <th>Loss</th> <th>Factor</th> </tr> </thead> <tbody> <tr> <td>MHz</td> <td>dBuV/m</td> <td>dBuV/m</td> <td>dB</td> <td>dBuV</td> <td>dB/m</td> <td>dB</td> <td>dB</td> <td>cm</td> <td>deg</td> </tr> <tr> <td>1</td> <td>5670.00</td> <td>100.82</td> <td>-----</td> <td>-----</td> <td>88.18</td> <td>36.24</td> <td>9.90</td> <td>33.50</td> <td>200</td> <td>15 PEAK</td> </tr> </tbody> </table>	Limit	Read	Ant	Cable	Preamp	APos	TPos	Remark	Freq	Level	Line	Margin	Level	Factor	Loss	Factor	MHz	dBuV/m	dBuV/m	dB	dBuV	dB/m	dB	dB	cm	deg	1	5670.00	100.82	-----	-----	88.18	36.24	9.90	33.50	200	15 PEAK
	Limit	Read	Ant	Cable	Preamp	APos	TPos	Remark																																																																															
Freq	Level	Line	Margin	Level	Factor	Loss	Factor																																																																																
MHz	dBuV/m	dBuV/m	dB	dBuV	dB/m	dB	dB	cm	deg																																																																														
1	5447.60	50.52	74.00	-23.48	38.33	36.02	9.68	33.51	200	15 PEAK																																																																													
2	5461.36	50.31	68.30	-17.99	38.13	36.02	9.69	33.53	200	15 PEAK																																																																													
Limit	Read	Ant	Cable	Preamp	APos	TPos	Remark																																																																																
Freq	Level	Line	Margin	Level	Factor	Loss	Factor																																																																																
MHz	dBuV/m	dBuV/m	dB	dBuV	dB/m	dB	dB	cm	deg																																																																														
1	5670.00	100.82	-----	-----	88.18	36.24	9.90	33.50	200	15 PEAK																																																																													
Avg	<table border="1"> <thead> <tr> <th>Limit</th> <th>Read</th> <th>Ant</th> <th>Cable</th> <th>Preamp</th> <th>APos</th> <th>TPos</th> <th>Remark</th> </tr> <tr> <th>Freq</th> <th>Level</th> <th>Line</th> <th>Margin</th> <th>Level</th> <th>Factor</th> <th>Loss</th> <th>Factor</th> </tr> </thead> <tbody> <tr> <td>MHz</td> <td>dBuV/m</td> <td>dBuV/m</td> <td>dB</td> <td>dBuV</td> <td>dB/m</td> <td>dB</td> <td>dB</td> <td>cm</td> <td>deg</td> </tr> <tr> <td>1</td> <td>5446.96</td> <td>43.21</td> <td>54.00</td> <td>-10.79</td> <td>31.01</td> <td>36.02</td> <td>9.68</td> <td>33.50</td> <td>200</td> <td>15 AVERAGE</td> </tr> </tbody> </table>	Limit	Read	Ant	Cable	Preamp	APos	TPos	Remark	Freq	Level	Line	Margin	Level	Factor	Loss	Factor	MHz	dBuV/m	dBuV/m	dB	dBuV	dB/m	dB	dB	cm	deg	1	5446.96	43.21	54.00	-10.79	31.01	36.02	9.68	33.50	200	15 AVERAGE	<table border="1"> <thead> <tr> <th>Limit</th> <th>Read</th> <th>Ant</th> <th>Cable</th> <th>Preamp</th> <th>APos</th> <th>TPos</th> <th>Remark</th> </tr> <tr> <th>Freq</th> <th>Level</th> <th>Line</th> <th>Margin</th> <th>Level</th> <th>Factor</th> <th>Loss</th> <th>Factor</th> </tr> </thead> <tbody> <tr> <td>MHz</td> <td>dBuV/m</td> <td>dBuV/m</td> <td>dB</td> <td>dBuV</td> <td>dB/m</td> <td>dB</td> <td>dB</td> <td>cm</td> <td>deg</td> </tr> <tr> <td>1</td> <td>5670.00</td> <td>93.23</td> <td>-----</td> <td>-----</td> <td>80.59</td> <td>36.24</td> <td>9.90</td> <td>33.50</td> <td>200</td> <td>15 AVERAGE</td> </tr> </tbody> </table>	Limit	Read	Ant	Cable	Preamp	APos	TPos	Remark	Freq	Level	Line	Margin	Level	Factor	Loss	Factor	MHz	dBuV/m	dBuV/m	dB	dBuV	dB/m	dB	dB	cm	deg	1	5670.00	93.23	-----	-----	80.59	36.24	9.90	33.50	200	15 AVERAGE											
Limit	Read	Ant	Cable	Preamp	APos	TPos	Remark																																																																																
Freq	Level	Line	Margin	Level	Factor	Loss	Factor																																																																																
MHz	dBuV/m	dBuV/m	dB	dBuV	dB/m	dB	dB	cm	deg																																																																														
1	5446.96	43.21	54.00	-10.79	31.01	36.02	9.68	33.50	200	15 AVERAGE																																																																													
Limit	Read	Ant	Cable	Preamp	APos	TPos	Remark																																																																																
Freq	Level	Line	Margin	Level	Factor	Loss	Factor																																																																																
MHz	dBuV/m	dBuV/m	dB	dBuV	dB/m	dB	dB	cm	deg																																																																														
1	5670.00	93.23	-----	-----	80.59	36.24	9.90	33.50	200	15 AVERAGE																																																																													





Mode	24																																									
	Band Edge - R																																									
	U-NII-2C_5.47-5.725_802.11ac VHT40_CH134_5670MHz																																									
Pol.	Vertical	Fundamental																																								
Peak	<p>Date: 2023-10-12</p> <table border="1"> <thead> <tr> <th>Limit</th> <th>Read</th> <th>Ant</th> <th>Cable</th> <th>Preamp</th> <th>APos</th> <th>TPos</th> <th>Remark</th> </tr> <tr> <th>Freq</th> <th>Level</th> <th>Line</th> <th>Margin</th> <th>Level</th> <th>Factor</th> <th>Loss</th> <th>Factor</th> </tr> <tr> <th>MHz</th> <th>dBuV/m</th> <th>dBuV/m</th> <th>dB</th> <th>dBuV</th> <th>dB/m</th> <th>dB</th> <th>dB</th> </tr> </thead> <tbody> <tr> <td>1 5727.67</td> <td>53.50</td> <td>68.30</td> <td>-14.80</td> <td>40.62</td> <td>36.32</td> <td>10.02</td> <td>33.46</td> </tr> <tr> <td></td> <td></td> <td></td> <td></td> <td></td> <td></td> <td>200</td> <td>15 PEAK</td> </tr> </tbody> </table>	Limit	Read	Ant	Cable	Preamp	APos	TPos	Remark	Freq	Level	Line	Margin	Level	Factor	Loss	Factor	MHz	dBuV/m	dBuV/m	dB	dBuV	dB/m	dB	dB	1 5727.67	53.50	68.30	-14.80	40.62	36.32	10.02	33.46							200	15 PEAK	Blank
Limit	Read	Ant	Cable	Preamp	APos	TPos	Remark																																			
Freq	Level	Line	Margin	Level	Factor	Loss	Factor																																			
MHz	dBuV/m	dBuV/m	dB	dBuV	dB/m	dB	dB																																			
1 5727.67	53.50	68.30	-14.80	40.62	36.32	10.02	33.46																																			
						200	15 PEAK																																			



		25																																																																								
Mode		Band Edge - L																																																																								
		U-NII-1_5.15-5.25_802.11ac VHT80_CH42_5210MHz																																																																								
Pol.	Horizontal	Fundamental																																																																								
Peak	<p style="text-align: right;">Date: 2023-10-12</p> <table border="1"> <thead> <tr> <th>Limit</th> <th>Read</th> <th>Ant</th> <th>Cable</th> <th>Preamp</th> <th>APos</th> <th>TPos</th> <th>Remark</th> </tr> <tr> <th>Freq</th> <th>Level</th> <th>Line</th> <th>Margin</th> <th>Level</th> <th>Factor</th> <th>Loss</th> <th>Factor</th> </tr> <tr> <th>MHz</th> <th>dBuV/m</th> <th>dBuV/m</th> <th>dB</th> <th>dBuV</th> <th>dB/m</th> <th>dB</th> <th>dB</th> </tr> </thead> <tbody> <tr> <td>1</td> <td>5149.73</td> <td>68.31</td> <td>74.00</td> <td>-5.69</td> <td>56.60</td> <td>36.14</td> <td>8.54</td> <td>32.97</td> <td>298</td> <td>78</td> <td>PEAK</td> </tr> </tbody> </table>	Limit	Read	Ant	Cable	Preamp	APos	TPos	Remark	Freq	Level	Line	Margin	Level	Factor	Loss	Factor	MHz	dBuV/m	dBuV/m	dB	dBuV	dB/m	dB	dB	1	5149.73	68.31	74.00	-5.69	56.60	36.14	8.54	32.97	298	78	PEAK	<p style="text-align: right;">Date: 2023-10-12</p> <table border="1"> <thead> <tr> <th>Limit</th> <th>Read</th> <th>Ant</th> <th>Cable</th> <th>Preamp</th> <th>APos</th> <th>TPos</th> <th>Remark</th> </tr> <tr> <th>Freq</th> <th>Level</th> <th>Line</th> <th>Margin</th> <th>Level</th> <th>Factor</th> <th>Loss</th> <th>Factor</th> </tr> <tr> <th>MHz</th> <th>dBuV/m</th> <th>dBuV/m</th> <th>dB</th> <th>dBuV</th> <th>dB/m</th> <th>dB</th> <th>dB</th> </tr> </thead> <tbody> <tr> <td>1</td> <td>5210.00</td> <td>96.37</td> <td>-----</td> <td>-----</td> <td>84.68</td> <td>36.12</td> <td>8.62</td> <td>33.05</td> <td>298</td> <td>78</td> <td>PEAK</td> </tr> </tbody> </table>	Limit	Read	Ant	Cable	Preamp	APos	TPos	Remark	Freq	Level	Line	Margin	Level	Factor	Loss	Factor	MHz	dBuV/m	dBuV/m	dB	dBuV	dB/m	dB	dB	1	5210.00	96.37	-----	-----	84.68	36.12	8.62	33.05	298	78	PEAK
	Limit	Read	Ant	Cable	Preamp	APos	TPos	Remark																																																																		
Freq	Level	Line	Margin	Level	Factor	Loss	Factor																																																																			
MHz	dBuV/m	dBuV/m	dB	dBuV	dB/m	dB	dB																																																																			
1	5149.73	68.31	74.00	-5.69	56.60	36.14	8.54	32.97	298	78	PEAK																																																															
Limit	Read	Ant	Cable	Preamp	APos	TPos	Remark																																																																			
Freq	Level	Line	Margin	Level	Factor	Loss	Factor																																																																			
MHz	dBuV/m	dBuV/m	dB	dBuV	dB/m	dB	dB																																																																			
1	5210.00	96.37	-----	-----	84.68	36.12	8.62	33.05	298	78	PEAK																																																															
Avg	<p style="text-align: right;">Date: 2023-10-12</p> <table border="1"> <thead> <tr> <th>Limit</th> <th>Read</th> <th>Ant</th> <th>Cable</th> <th>Preamp</th> <th>APos</th> <th>TPos</th> <th>Remark</th> </tr> <tr> <th>Freq</th> <th>Level</th> <th>Line</th> <th>Margin</th> <th>Level</th> <th>Factor</th> <th>Loss</th> <th>Factor</th> </tr> <tr> <th>MHz</th> <th>dBuV/m</th> <th>dBuV/m</th> <th>dB</th> <th>dBuV</th> <th>dB/m</th> <th>dB</th> <th>dB</th> </tr> </thead> <tbody> <tr> <td>1</td> <td>5149.94</td> <td>49.58</td> <td>54.00</td> <td>-4.42</td> <td>37.87</td> <td>36.14</td> <td>8.54</td> <td>32.97</td> <td>298</td> <td>78</td> <td>AVERAGE</td> </tr> </tbody> </table>	Limit	Read	Ant	Cable	Preamp	APos	TPos	Remark	Freq	Level	Line	Margin	Level	Factor	Loss	Factor	MHz	dBuV/m	dBuV/m	dB	dBuV	dB/m	dB	dB	1	5149.94	49.58	54.00	-4.42	37.87	36.14	8.54	32.97	298	78	AVERAGE	<p style="text-align: right;">Date: 2023-10-12</p> <table border="1"> <thead> <tr> <th>Limit</th> <th>Read</th> <th>Ant</th> <th>Cable</th> <th>Preamp</th> <th>APos</th> <th>TPos</th> <th>Remark</th> </tr> <tr> <th>Freq</th> <th>Level</th> <th>Line</th> <th>Margin</th> <th>Level</th> <th>Factor</th> <th>Loss</th> <th>Factor</th> </tr> <tr> <th>MHz</th> <th>dBuV/m</th> <th>dBuV/m</th> <th>dB</th> <th>dBuV</th> <th>dB/m</th> <th>dB</th> <th>dB</th> </tr> </thead> <tbody> <tr> <td>1</td> <td>5210.00</td> <td>89.70</td> <td>-----</td> <td>-----</td> <td>78.01</td> <td>36.13</td> <td>8.58</td> <td>33.02</td> <td>298</td> <td>78</td> <td>AVERAGE</td> </tr> </tbody> </table>	Limit	Read	Ant	Cable	Preamp	APos	TPos	Remark	Freq	Level	Line	Margin	Level	Factor	Loss	Factor	MHz	dBuV/m	dBuV/m	dB	dBuV	dB/m	dB	dB	1	5210.00	89.70	-----	-----	78.01	36.13	8.58	33.02	298	78	AVERAGE
Limit	Read	Ant	Cable	Preamp	APos	TPos	Remark																																																																			
Freq	Level	Line	Margin	Level	Factor	Loss	Factor																																																																			
MHz	dBuV/m	dBuV/m	dB	dBuV	dB/m	dB	dB																																																																			
1	5149.94	49.58	54.00	-4.42	37.87	36.14	8.54	32.97	298	78	AVERAGE																																																															
Limit	Read	Ant	Cable	Preamp	APos	TPos	Remark																																																																			
Freq	Level	Line	Margin	Level	Factor	Loss	Factor																																																																			
MHz	dBuV/m	dBuV/m	dB	dBuV	dB/m	dB	dB																																																																			
1	5210.00	89.70	-----	-----	78.01	36.13	8.58	33.02	298	78	AVERAGE																																																															



		25																												
Mode		Band Edge - R																												
		U-NII-1_5.15-5.25_802.11ac VHT80_CH42_5210MHz																												
Pol.	Horizontal	Fundamental																												
Peak	<p>Date: 2023-10-12</p> <table border="1"> <thead> <tr> <th>Limit Freq</th> <th>Limit Level</th> <th>Read Level</th> <th>Ant Level</th> <th>Cable Loss</th> <th>Preamp Loss</th> <th>APos</th> <th>TPos</th> <th>Remark</th> </tr> <tr> <th>MHz</th> <th>dBuV/m</th> <th>dBuV/m</th> <th>dB</th> <th>dBuV</th> <th>dB/m</th> <th>dB</th> <th>dB</th> <th>cm</th> </tr> </thead> <tbody> <tr> <td>1 5437.25</td> <td>74.00</td> <td>52.05</td> <td>-21.95</td> <td>39.83</td> <td>36.03</td> <td>9.68</td> <td>33.49</td> <td>298</td> </tr> </tbody> </table>	Limit Freq	Limit Level	Read Level	Ant Level	Cable Loss	Preamp Loss	APos	TPos	Remark	MHz	dBuV/m	dBuV/m	dB	dBuV	dB/m	dB	dB	cm	1 5437.25	74.00	52.05	-21.95	39.83	36.03	9.68	33.49	298	Blank	
Limit Freq	Limit Level	Read Level	Ant Level	Cable Loss	Preamp Loss	APos	TPos	Remark																						
MHz	dBuV/m	dBuV/m	dB	dBuV	dB/m	dB	dB	cm																						
1 5437.25	74.00	52.05	-21.95	39.83	36.03	9.68	33.49	298																						
Avg	<p>Date: 2023-10-12</p> <table border="1"> <thead> <tr> <th>Limit Freq</th> <th>Limit Level</th> <th>Read Level</th> <th>Ant Level</th> <th>Cable Loss</th> <th>Preamp Loss</th> <th>APos</th> <th>TPos</th> <th>Remark</th> </tr> <tr> <th>MHz</th> <th>dBuV/m</th> <th>dBuV/m</th> <th>dB</th> <th>dBuV</th> <th>dB/m</th> <th>dB</th> <th>dB</th> <th>cm</th> </tr> </thead> <tbody> <tr> <td>1 5414.75</td> <td>54.00</td> <td>41.73</td> <td>-12.27</td> <td>29.49</td> <td>36.03</td> <td>9.66</td> <td>33.45</td> <td>298</td> </tr> </tbody> </table>	Limit Freq	Limit Level	Read Level	Ant Level	Cable Loss	Preamp Loss	APos	TPos	Remark	MHz	dBuV/m	dBuV/m	dB	dBuV	dB/m	dB	dB	cm	1 5414.75	54.00	41.73	-12.27	29.49	36.03	9.66	33.45	298	Blank	
Limit Freq	Limit Level	Read Level	Ant Level	Cable Loss	Preamp Loss	APos	TPos	Remark																						
MHz	dBuV/m	dBuV/m	dB	dBuV	dB/m	dB	dB	cm																						
1 5414.75	54.00	41.73	-12.27	29.49	36.03	9.66	33.45	298																						



		25																																																																								
Mode		Band Edge - L																																																																								
		U-NII-1_5.15-5.25_802.11ac VHT80_CH42_5210MHz																																																																								
Pol.	Vertical	Fundamental																																																																								
Peak	<p style="text-align: right;">Date: 2023-10-12</p> <table border="1"> <thead> <tr> <th>Limit</th> <th>Read</th> <th>Ant</th> <th>Cable</th> <th>Preamp</th> <th>APos</th> <th>TPos</th> <th>Remark</th> </tr> <tr> <th>Freq</th> <th>Level</th> <th>Line</th> <th>Margin</th> <th>Level</th> <th>Factor</th> <th>Loss</th> <th>Factor</th> </tr> <tr> <th>MHz</th> <th>dBuV/m</th> <th>dBuV/m</th> <th>dB</th> <th>dBuV</th> <th>dB/m</th> <th>dB</th> <th>dB</th> </tr> </thead> <tbody> <tr> <td>1</td> <td>5148.68</td> <td>62.62</td> <td>74.00</td> <td>-11.38</td> <td>50.92</td> <td>36.14</td> <td>8.53</td> <td>32.97</td> <td>400</td> <td>13</td> <td>PEAK</td> </tr> </tbody> </table>	Limit	Read	Ant	Cable	Preamp	APos	TPos	Remark	Freq	Level	Line	Margin	Level	Factor	Loss	Factor	MHz	dBuV/m	dBuV/m	dB	dBuV	dB/m	dB	dB	1	5148.68	62.62	74.00	-11.38	50.92	36.14	8.53	32.97	400	13	PEAK	<p style="text-align: right;">Date: 2023-10-12</p> <table border="1"> <thead> <tr> <th>Limit</th> <th>Read</th> <th>Ant</th> <th>Cable</th> <th>Preamp</th> <th>APos</th> <th>TPos</th> <th>Remark</th> </tr> <tr> <th>Freq</th> <th>Level</th> <th>Line</th> <th>Margin</th> <th>Level</th> <th>Factor</th> <th>Loss</th> <th>Factor</th> </tr> <tr> <th>MHz</th> <th>dBuV/m</th> <th>dBuV/m</th> <th>dB</th> <th>dBuV</th> <th>dB/m</th> <th>dB</th> <th>dB</th> </tr> </thead> <tbody> <tr> <td>1</td> <td>5210.00</td> <td>92.02</td> <td>-----</td> <td>-----</td> <td>80.33</td> <td>36.12</td> <td>8.61</td> <td>33.04</td> <td>400</td> <td>13</td> <td>PEAK</td> </tr> </tbody> </table>	Limit	Read	Ant	Cable	Preamp	APos	TPos	Remark	Freq	Level	Line	Margin	Level	Factor	Loss	Factor	MHz	dBuV/m	dBuV/m	dB	dBuV	dB/m	dB	dB	1	5210.00	92.02	-----	-----	80.33	36.12	8.61	33.04	400	13	PEAK
Limit	Read	Ant	Cable	Preamp	APos	TPos	Remark																																																																			
Freq	Level	Line	Margin	Level	Factor	Loss	Factor																																																																			
MHz	dBuV/m	dBuV/m	dB	dBuV	dB/m	dB	dB																																																																			
1	5148.68	62.62	74.00	-11.38	50.92	36.14	8.53	32.97	400	13	PEAK																																																															
Limit	Read	Ant	Cable	Preamp	APos	TPos	Remark																																																																			
Freq	Level	Line	Margin	Level	Factor	Loss	Factor																																																																			
MHz	dBuV/m	dBuV/m	dB	dBuV	dB/m	dB	dB																																																																			
1	5210.00	92.02	-----	-----	80.33	36.12	8.61	33.04	400	13	PEAK																																																															
Avg	<p style="text-align: right;">Date: 2023-10-12</p> <table border="1"> <thead> <tr> <th>Limit</th> <th>Read</th> <th>Ant</th> <th>Cable</th> <th>Preamp</th> <th>APos</th> <th>TPos</th> <th>Remark</th> </tr> <tr> <th>Freq</th> <th>Level</th> <th>Line</th> <th>Margin</th> <th>Level</th> <th>Factor</th> <th>Loss</th> <th>Factor</th> </tr> <tr> <th>MHz</th> <th>dBuV/m</th> <th>dBuV/m</th> <th>dB</th> <th>dBuV</th> <th>dB/m</th> <th>dB</th> <th>dB</th> </tr> </thead> <tbody> <tr> <td>1</td> <td>5149.52</td> <td>48.58</td> <td>54.00</td> <td>-5.42</td> <td>36.88</td> <td>36.14</td> <td>8.53</td> <td>32.97</td> <td>400</td> <td>13</td> <td>AVERAGE</td> </tr> </tbody> </table>	Limit	Read	Ant	Cable	Preamp	APos	TPos	Remark	Freq	Level	Line	Margin	Level	Factor	Loss	Factor	MHz	dBuV/m	dBuV/m	dB	dBuV	dB/m	dB	dB	1	5149.52	48.58	54.00	-5.42	36.88	36.14	8.53	32.97	400	13	AVERAGE	<p style="text-align: right;">Date: 2023-10-12</p> <table border="1"> <thead> <tr> <th>Limit</th> <th>Read</th> <th>Ant</th> <th>Cable</th> <th>Preamp</th> <th>APos</th> <th>TPos</th> <th>Remark</th> </tr> <tr> <th>Freq</th> <th>Level</th> <th>Line</th> <th>Margin</th> <th>Level</th> <th>Factor</th> <th>Loss</th> <th>Factor</th> </tr> <tr> <th>MHz</th> <th>dBuV/m</th> <th>dBuV/m</th> <th>dB</th> <th>dBuV</th> <th>dB/m</th> <th>dB</th> <th>dB</th> </tr> </thead> <tbody> <tr> <td>1</td> <td>5210.00</td> <td>85.31</td> <td>-----</td> <td>-----</td> <td>73.52</td> <td>36.10</td> <td>8.84</td> <td>33.15</td> <td>400</td> <td>13</td> <td>AVERAGE</td> </tr> </tbody> </table>	Limit	Read	Ant	Cable	Preamp	APos	TPos	Remark	Freq	Level	Line	Margin	Level	Factor	Loss	Factor	MHz	dBuV/m	dBuV/m	dB	dBuV	dB/m	dB	dB	1	5210.00	85.31	-----	-----	73.52	36.10	8.84	33.15	400	13	AVERAGE
Limit	Read	Ant	Cable	Preamp	APos	TPos	Remark																																																																			
Freq	Level	Line	Margin	Level	Factor	Loss	Factor																																																																			
MHz	dBuV/m	dBuV/m	dB	dBuV	dB/m	dB	dB																																																																			
1	5149.52	48.58	54.00	-5.42	36.88	36.14	8.53	32.97	400	13	AVERAGE																																																															
Limit	Read	Ant	Cable	Preamp	APos	TPos	Remark																																																																			
Freq	Level	Line	Margin	Level	Factor	Loss	Factor																																																																			
MHz	dBuV/m	dBuV/m	dB	dBuV	dB/m	dB	dB																																																																			
1	5210.00	85.31	-----	-----	73.52	36.10	8.84	33.15	400	13	AVERAGE																																																															



		25																																					
Mode		Band Edge - R																																					
		U-NII-1_5.15-5.25_802.11ac VHT80_CH42_5210MHz																																					
Pol.	Vertical	Fundamental																																					
Peak	<p>Date: 2023-10-12</p> <table border="1"> <thead> <tr> <th>Limit</th> <th>Read</th> <th>Ant</th> <th>Cable</th> <th>Preamp</th> <th>APos</th> <th>TPos</th> <th>Remark</th> </tr> <tr> <th>Freq</th> <th>Level</th> <th>Line</th> <th>Margin</th> <th>Level</th> <th>Factor</th> <th>Loss</th> <th>Factor</th> </tr> <tr> <th>MHz</th> <th>dBuV/m</th> <th>dBuV/m</th> <th>dB</th> <th>dBuV</th> <th>dB/m</th> <th>dB</th> <th>dB</th> </tr> </thead> <tbody> <tr> <td>1</td> <td>5447.50</td> <td>50.61</td> <td>74.00</td> <td>-23.39</td> <td>38.42</td> <td>36.02</td> <td>9.68</td> <td>33.51</td> <td>400</td> <td>13</td> <td>PEAK</td> </tr> </tbody> </table>	Limit	Read	Ant	Cable	Preamp	APos	TPos	Remark	Freq	Level	Line	Margin	Level	Factor	Loss	Factor	MHz	dBuV/m	dBuV/m	dB	dBuV	dB/m	dB	dB	1	5447.50	50.61	74.00	-23.39	38.42	36.02	9.68	33.51	400	13	PEAK	Blank	
Limit	Read	Ant	Cable	Preamp	APos	TPos	Remark																																
Freq	Level	Line	Margin	Level	Factor	Loss	Factor																																
MHz	dBuV/m	dBuV/m	dB	dBuV	dB/m	dB	dB																																
1	5447.50	50.61	74.00	-23.39	38.42	36.02	9.68	33.51	400	13	PEAK																												
Avg	<p>Date: 2023-10-12</p> <table border="1"> <thead> <tr> <th>Limit</th> <th>Read</th> <th>Ant</th> <th>Cable</th> <th>Preamp</th> <th>APos</th> <th>TPos</th> <th>Remark</th> </tr> <tr> <th>Freq</th> <th>Level</th> <th>Line</th> <th>Margin</th> <th>Level</th> <th>Factor</th> <th>Loss</th> <th>Factor</th> </tr> <tr> <th>MHz</th> <th>dBuV/m</th> <th>dBuV/m</th> <th>dB</th> <th>dBuV</th> <th>dB/m</th> <th>dB</th> <th>dB</th> </tr> </thead> <tbody> <tr> <td>1</td> <td>5421.25</td> <td>41.42</td> <td>54.00</td> <td>-12.58</td> <td>29.18</td> <td>36.03</td> <td>9.67</td> <td>33.46</td> <td>400</td> <td>13</td> <td>AVERAGE</td> </tr> </tbody> </table>	Limit	Read	Ant	Cable	Preamp	APos	TPos	Remark	Freq	Level	Line	Margin	Level	Factor	Loss	Factor	MHz	dBuV/m	dBuV/m	dB	dBuV	dB/m	dB	dB	1	5421.25	41.42	54.00	-12.58	29.18	36.03	9.67	33.46	400	13	AVERAGE	Blank	
Limit	Read	Ant	Cable	Preamp	APos	TPos	Remark																																
Freq	Level	Line	Margin	Level	Factor	Loss	Factor																																
MHz	dBuV/m	dBuV/m	dB	dBuV	dB/m	dB	dB																																
1	5421.25	41.42	54.00	-12.58	29.18	36.03	9.67	33.46	400	13	AVERAGE																												



		26																																																																								
Mode		Band Edge - L																																																																								
		U-NII-2A_5.25-5.35_802.11ac VHT80_CH58_5290MHz																																																																								
Pol.	Horizontal	Fundamental																																																																								
Peak	<p style="text-align: right;">Date: 2023-10-12</p> <table border="1"> <thead> <tr> <th>Limit</th> <th>Read</th> <th>Ant</th> <th>Cable</th> <th>Preamp</th> <th>APos</th> <th>TPos</th> <th>Remark</th> </tr> <tr> <th>Freq</th> <th>Level</th> <th>Line</th> <th>Margin</th> <th>Level</th> <th>Factor</th> <th>Loss Factor</th> <th></th> </tr> <tr> <th>MHz</th> <th>dBuV/m</th> <th>dBuV/m</th> <th>dB</th> <th>dBuV</th> <th>dB/m</th> <th>dB</th> <th>dB</th> </tr> </thead> <tbody> <tr> <td>1</td> <td>5063.51</td> <td>50.27</td> <td>74.00</td> <td>-23.73</td> <td>38.53</td> <td>36.17</td> <td>8.38</td> <td>32.81</td> <td>300</td> <td>78</td> <td>PEAK</td> </tr> </tbody> </table>	Limit	Read	Ant	Cable	Preamp	APos	TPos	Remark	Freq	Level	Line	Margin	Level	Factor	Loss Factor		MHz	dBuV/m	dBuV/m	dB	dBuV	dB/m	dB	dB	1	5063.51	50.27	74.00	-23.73	38.53	36.17	8.38	32.81	300	78	PEAK	<p style="text-align: right;">Date: 2023-10-12</p> <table border="1"> <thead> <tr> <th>Limit</th> <th>Read</th> <th>Ant</th> <th>Cable</th> <th>Preamp</th> <th>APos</th> <th>TPos</th> <th>Remark</th> </tr> <tr> <th>Freq</th> <th>Level</th> <th>Line</th> <th>Margin</th> <th>Level</th> <th>Factor</th> <th>Loss Factor</th> <th></th> </tr> <tr> <th>MHz</th> <th>dBuV/m</th> <th>dBuV/m</th> <th>dB</th> <th>dBuV</th> <th>dB/m</th> <th>dB</th> <th>dB</th> </tr> </thead> <tbody> <tr> <td>1</td> <td>5290.00</td> <td>94.53</td> <td>-----</td> <td>-----</td> <td>82.51</td> <td>36.07</td> <td>9.24</td> <td>33.29</td> <td>300</td> <td>78</td> <td>PEAK</td> </tr> </tbody> </table>	Limit	Read	Ant	Cable	Preamp	APos	TPos	Remark	Freq	Level	Line	Margin	Level	Factor	Loss Factor		MHz	dBuV/m	dBuV/m	dB	dBuV	dB/m	dB	dB	1	5290.00	94.53	-----	-----	82.51	36.07	9.24	33.29	300	78	PEAK
Limit	Read	Ant	Cable	Preamp	APos	TPos	Remark																																																																			
Freq	Level	Line	Margin	Level	Factor	Loss Factor																																																																				
MHz	dBuV/m	dBuV/m	dB	dBuV	dB/m	dB	dB																																																																			
1	5063.51	50.27	74.00	-23.73	38.53	36.17	8.38	32.81	300	78	PEAK																																																															
Limit	Read	Ant	Cable	Preamp	APos	TPos	Remark																																																																			
Freq	Level	Line	Margin	Level	Factor	Loss Factor																																																																				
MHz	dBuV/m	dBuV/m	dB	dBuV	dB/m	dB	dB																																																																			
1	5290.00	94.53	-----	-----	82.51	36.07	9.24	33.29	300	78	PEAK																																																															
Avg	<p style="text-align: right;">Date: 2023-10-12</p> <table border="1"> <thead> <tr> <th>Limit</th> <th>Read</th> <th>Ant</th> <th>Cable</th> <th>Preamp</th> <th>APos</th> <th>TPos</th> <th>Remark</th> </tr> <tr> <th>Freq</th> <th>Level</th> <th>Line</th> <th>Margin</th> <th>Level</th> <th>Factor</th> <th>Loss Factor</th> <th></th> </tr> <tr> <th>MHz</th> <th>dBuV/m</th> <th>dBuV/m</th> <th>dB</th> <th>dBuV</th> <th>dB/m</th> <th>dB</th> <th>dB</th> </tr> </thead> <tbody> <tr> <td>1</td> <td>5149.93</td> <td>42.08</td> <td>54.00</td> <td>-11.92</td> <td>30.37</td> <td>36.14</td> <td>8.54</td> <td>32.97</td> <td>300</td> <td>78</td> <td>AVERAGE</td> </tr> </tbody> </table>	Limit	Read	Ant	Cable	Preamp	APos	TPos	Remark	Freq	Level	Line	Margin	Level	Factor	Loss Factor		MHz	dBuV/m	dBuV/m	dB	dBuV	dB/m	dB	dB	1	5149.93	42.08	54.00	-11.92	30.37	36.14	8.54	32.97	300	78	AVERAGE	<p style="text-align: right;">Date: 2023-10-12</p> <table border="1"> <thead> <tr> <th>Limit</th> <th>Read</th> <th>Ant</th> <th>Cable</th> <th>Preamp</th> <th>APos</th> <th>TPos</th> <th>Remark</th> </tr> <tr> <th>Freq</th> <th>Level</th> <th>Line</th> <th>Margin</th> <th>Level</th> <th>Factor</th> <th>Loss Factor</th> <th></th> </tr> <tr> <th>MHz</th> <th>dBuV/m</th> <th>dBuV/m</th> <th>dB</th> <th>dBuV</th> <th>dB/m</th> <th>dB</th> <th>dB</th> </tr> </thead> <tbody> <tr> <td>1</td> <td>5290.00</td> <td>87.88</td> <td>-----</td> <td>-----</td> <td>75.86</td> <td>36.07</td> <td>9.24</td> <td>33.29</td> <td>300</td> <td>78</td> <td>AVERAGE</td> </tr> </tbody> </table>	Limit	Read	Ant	Cable	Preamp	APos	TPos	Remark	Freq	Level	Line	Margin	Level	Factor	Loss Factor		MHz	dBuV/m	dBuV/m	dB	dBuV	dB/m	dB	dB	1	5290.00	87.88	-----	-----	75.86	36.07	9.24	33.29	300	78	AVERAGE
Limit	Read	Ant	Cable	Preamp	APos	TPos	Remark																																																																			
Freq	Level	Line	Margin	Level	Factor	Loss Factor																																																																				
MHz	dBuV/m	dBuV/m	dB	dBuV	dB/m	dB	dB																																																																			
1	5149.93	42.08	54.00	-11.92	30.37	36.14	8.54	32.97	300	78	AVERAGE																																																															
Limit	Read	Ant	Cable	Preamp	APos	TPos	Remark																																																																			
Freq	Level	Line	Margin	Level	Factor	Loss Factor																																																																				
MHz	dBuV/m	dBuV/m	dB	dBuV	dB/m	dB	dB																																																																			
1	5290.00	87.88	-----	-----	75.86	36.07	9.24	33.29	300	78	AVERAGE																																																															



		26																																																									
Mode		Band Edge - R																																																									
		U-NII-2A_5.25-5.35_802.11ac VHT80_CH58_5290MHz																																																									
Pol.	Horizontal	Fundamental																																																									
Peak	<table border="1"> <thead> <tr> <th>Limit</th> <th>Read</th> <th>Ant</th> <th>Cable</th> <th>Preamp</th> <th>APos</th> <th>TPos</th> <th></th> </tr> <tr> <th>Freq</th> <th>Level</th> <th>Line</th> <th>Margin</th> <th>Level</th> <th>Factor</th> <th>Loss</th> <th>Factor</th> </tr> <tr> <th>MHz</th> <th>dBuV/m</th> <th>dBuV/m</th> <th>dB</th> <th>dBuV</th> <th>dB/m</th> <th>dB</th> <th>dB</th> </tr> <tr> <th></th> <th></th> <th></th> <th></th> <th></th> <th></th> <th>cm</th> <th>deg</th> </tr> </thead> <tbody> <tr> <td>1</td> <td>5350.18</td> <td>63.51</td> <td>74.00</td> <td>-10.49</td> <td>51.41</td> <td>36.06</td> <td>9.37</td> </tr> <tr> <td></td> <td></td> <td></td> <td></td> <td></td> <td></td> <td>33.33</td> <td>300</td> </tr> <tr> <td></td> <td></td> <td></td> <td></td> <td></td> <td></td> <td></td> <td>78 PEAK</td> </tr> </tbody> </table>	Limit	Read	Ant	Cable	Preamp	APos	TPos		Freq	Level	Line	Margin	Level	Factor	Loss	Factor	MHz	dBuV/m	dBuV/m	dB	dBuV	dB/m	dB	dB							cm	deg	1	5350.18	63.51	74.00	-10.49	51.41	36.06	9.37							33.33	300								78 PEAK	Blank	
Limit	Read	Ant	Cable	Preamp	APos	TPos																																																					
Freq	Level	Line	Margin	Level	Factor	Loss	Factor																																																				
MHz	dBuV/m	dBuV/m	dB	dBuV	dB/m	dB	dB																																																				
						cm	deg																																																				
1	5350.18	63.51	74.00	-10.49	51.41	36.06	9.37																																																				
						33.33	300																																																				
							78 PEAK																																																				
Avg	<table border="1"> <thead> <tr> <th>Limit</th> <th>Read</th> <th>Ant</th> <th>Cable</th> <th>Preamp</th> <th>APos</th> <th>TPos</th> <th></th> </tr> <tr> <th>Freq</th> <th>Level</th> <th>Line</th> <th>Margin</th> <th>Level</th> <th>Factor</th> <th>Loss</th> <th>Factor</th> </tr> <tr> <th>MHz</th> <th>dBuV/m</th> <th>dBuV/m</th> <th>dB</th> <th>dBuV</th> <th>dB/m</th> <th>dB</th> <th>dB</th> </tr> <tr> <th></th> <th></th> <th></th> <th></th> <th></th> <th></th> <th>cm</th> <th>deg</th> </tr> </thead> <tbody> <tr> <td>1</td> <td>5350.52</td> <td>49.66</td> <td>54.00</td> <td>-4.34</td> <td>37.56</td> <td>36.06</td> <td>9.37</td> </tr> <tr> <td></td> <td></td> <td></td> <td></td> <td></td> <td></td> <td>33.33</td> <td>300</td> </tr> <tr> <td></td> <td></td> <td></td> <td></td> <td></td> <td></td> <td></td> <td>78 AVERAGE</td> </tr> </tbody> </table>	Limit	Read	Ant	Cable	Preamp	APos	TPos		Freq	Level	Line	Margin	Level	Factor	Loss	Factor	MHz	dBuV/m	dBuV/m	dB	dBuV	dB/m	dB	dB							cm	deg	1	5350.52	49.66	54.00	-4.34	37.56	36.06	9.37							33.33	300								78 AVERAGE	Blank	
Limit	Read	Ant	Cable	Preamp	APos	TPos																																																					
Freq	Level	Line	Margin	Level	Factor	Loss	Factor																																																				
MHz	dBuV/m	dBuV/m	dB	dBuV	dB/m	dB	dB																																																				
						cm	deg																																																				
1	5350.52	49.66	54.00	-4.34	37.56	36.06	9.37																																																				
						33.33	300																																																				
							78 AVERAGE																																																				



		26																																																																								
Mode		Band Edge - L																																																																								
		U-NII-2A_5.25-5.35_802.11ac VHT80_CH58_5290MHz																																																																								
Pol.	Vertical	Fundamental																																																																								
Peak	<table border="1"> <thead> <tr> <th>Limit</th> <th>Read</th> <th>Ant</th> <th>Cable</th> <th>Preamp</th> <th>APos</th> <th>TPos</th> <th>Remark</th> </tr> <tr> <th>Freq</th> <th>Level</th> <th>Line</th> <th>Margin</th> <th>Level</th> <th>Factor</th> <th>Loss Factor</th> <th></th> </tr> <tr> <th>MHz</th> <th>dBuV/m</th> <th>dBuV/m</th> <th>dB</th> <th>dBuV</th> <th>dB/m</th> <th>dB</th> <th>dB</th> </tr> </thead> <tbody> <tr> <td>1</td> <td>5087.58</td> <td>50.25</td> <td>74.00</td> <td>-23.75</td> <td>38.53</td> <td>36.16</td> <td>8.42</td> <td>32.86</td> <td>300</td> <td>81</td> <td>PEAK</td> </tr> </tbody> </table>	Limit	Read	Ant	Cable	Preamp	APos	TPos	Remark	Freq	Level	Line	Margin	Level	Factor	Loss Factor		MHz	dBuV/m	dBuV/m	dB	dBuV	dB/m	dB	dB	1	5087.58	50.25	74.00	-23.75	38.53	36.16	8.42	32.86	300	81	PEAK	<table border="1"> <thead> <tr> <th>Limit</th> <th>Read</th> <th>Ant</th> <th>Cable</th> <th>Preamp</th> <th>APos</th> <th>TPos</th> <th>Remark</th> </tr> <tr> <th>Freq</th> <th>Level</th> <th>Line</th> <th>Margin</th> <th>Level</th> <th>Factor</th> <th>Loss Factor</th> <th></th> </tr> <tr> <th>MHz</th> <th>dBuV/m</th> <th>dBuV/m</th> <th>dB</th> <th>dBuV</th> <th>dB/m</th> <th>dB</th> <th>dB</th> </tr> </thead> <tbody> <tr> <td>1</td> <td>5290.00</td> <td>93.19</td> <td>-----</td> <td>-----</td> <td>81.21</td> <td>36.07</td> <td>9.18</td> <td>33.27</td> <td>300</td> <td>81</td> <td>PEAK</td> </tr> </tbody> </table>	Limit	Read	Ant	Cable	Preamp	APos	TPos	Remark	Freq	Level	Line	Margin	Level	Factor	Loss Factor		MHz	dBuV/m	dBuV/m	dB	dBuV	dB/m	dB	dB	1	5290.00	93.19	-----	-----	81.21	36.07	9.18	33.27	300	81	PEAK
	Limit	Read	Ant	Cable	Preamp	APos	TPos	Remark																																																																		
Freq	Level	Line	Margin	Level	Factor	Loss Factor																																																																				
MHz	dBuV/m	dBuV/m	dB	dBuV	dB/m	dB	dB																																																																			
1	5087.58	50.25	74.00	-23.75	38.53	36.16	8.42	32.86	300	81	PEAK																																																															
Limit	Read	Ant	Cable	Preamp	APos	TPos	Remark																																																																			
Freq	Level	Line	Margin	Level	Factor	Loss Factor																																																																				
MHz	dBuV/m	dBuV/m	dB	dBuV	dB/m	dB	dB																																																																			
1	5290.00	93.19	-----	-----	81.21	36.07	9.18	33.27	300	81	PEAK																																																															
Avg	<table border="1"> <thead> <tr> <th>Limit</th> <th>Read</th> <th>Ant</th> <th>Cable</th> <th>Preamp</th> <th>APos</th> <th>TPos</th> <th>Remark</th> </tr> <tr> <th>Freq</th> <th>Level</th> <th>Line</th> <th>Margin</th> <th>Level</th> <th>Factor</th> <th>Loss Factor</th> <th></th> </tr> <tr> <th>MHz</th> <th>dBuV/m</th> <th>dBuV/m</th> <th>dB</th> <th>dBuV</th> <th>dB/m</th> <th>dB</th> <th>dB</th> </tr> </thead> <tbody> <tr> <td>1</td> <td>5082.35</td> <td>41.05</td> <td>54.00</td> <td>-12.95</td> <td>29.31</td> <td>36.18</td> <td>8.37</td> <td>32.81</td> <td>300</td> <td>81</td> <td>AVERAGE</td> </tr> </tbody> </table>	Limit	Read	Ant	Cable	Preamp	APos	TPos	Remark	Freq	Level	Line	Margin	Level	Factor	Loss Factor		MHz	dBuV/m	dBuV/m	dB	dBuV	dB/m	dB	dB	1	5082.35	41.05	54.00	-12.95	29.31	36.18	8.37	32.81	300	81	AVERAGE	<table border="1"> <thead> <tr> <th>Limit</th> <th>Read</th> <th>Ant</th> <th>Cable</th> <th>Preamp</th> <th>APos</th> <th>TPos</th> <th>Remark</th> </tr> <tr> <th>Freq</th> <th>Level</th> <th>Line</th> <th>Margin</th> <th>Level</th> <th>Factor</th> <th>Loss Factor</th> <th></th> </tr> <tr> <th>MHz</th> <th>dBuV/m</th> <th>dBuV/m</th> <th>dB</th> <th>dBuV</th> <th>dB/m</th> <th>dB</th> <th>dB</th> </tr> </thead> <tbody> <tr> <td>1</td> <td>5290.00</td> <td>86.52</td> <td>-----</td> <td>-----</td> <td>74.54</td> <td>36.07</td> <td>9.18</td> <td>33.27</td> <td>300</td> <td>81</td> <td>AVERAGE</td> </tr> </tbody> </table>	Limit	Read	Ant	Cable	Preamp	APos	TPos	Remark	Freq	Level	Line	Margin	Level	Factor	Loss Factor		MHz	dBuV/m	dBuV/m	dB	dBuV	dB/m	dB	dB	1	5290.00	86.52	-----	-----	74.54	36.07	9.18	33.27	300	81	AVERAGE
Limit	Read	Ant	Cable	Preamp	APos	TPos	Remark																																																																			
Freq	Level	Line	Margin	Level	Factor	Loss Factor																																																																				
MHz	dBuV/m	dBuV/m	dB	dBuV	dB/m	dB	dB																																																																			
1	5082.35	41.05	54.00	-12.95	29.31	36.18	8.37	32.81	300	81	AVERAGE																																																															
Limit	Read	Ant	Cable	Preamp	APos	TPos	Remark																																																																			
Freq	Level	Line	Margin	Level	Factor	Loss Factor																																																																				
MHz	dBuV/m	dBuV/m	dB	dBuV	dB/m	dB	dB																																																																			
1	5290.00	86.52	-----	-----	74.54	36.07	9.18	33.27	300	81	AVERAGE																																																															





		26																																								
Mode		Band Edge - R																																								
		U-NII-2A_5.25-5.35_802.11ac VHT80_CH58_5290MHz																																								
Pol.	Vertical	Fundamental																																								
Peak	<p>Date: 2023-10-12</p> <table border="1"> <thead> <tr> <th>Limit</th> <th>Read</th> <th>Ant</th> <th>Cable</th> <th>Preamp</th> <th>APos</th> <th>TPos</th> <th colspan="2"></th> </tr> <tr> <th>Freq</th> <th>Level</th> <th>Line</th> <th>Margin</th> <th>Level</th> <th>Factor</th> <th>Loss</th> <th>Factor</th> <th>Remark</th> </tr> <tr> <th>MHz</th> <th>dBuV/m</th> <th>dBuV/m</th> <th>dB</th> <th>dBuV</th> <th>dB/m</th> <th>dB</th> <th>dB</th> <th>cm</th> <th>deg</th> </tr> </thead> <tbody> <tr> <td>1</td> <td>5352.39</td> <td>65.38</td> <td>74.00</td> <td>-8.62</td> <td>53.27</td> <td>36.06</td> <td>9.38</td> <td>33.33</td> <td>300</td> <td>81 PEAK</td> </tr> </tbody> </table>	Limit	Read	Ant	Cable	Preamp	APos	TPos			Freq	Level	Line	Margin	Level	Factor	Loss	Factor	Remark	MHz	dBuV/m	dBuV/m	dB	dBuV	dB/m	dB	dB	cm	deg	1	5352.39	65.38	74.00	-8.62	53.27	36.06	9.38	33.33	300	81 PEAK	Blank	
Limit	Read	Ant	Cable	Preamp	APos	TPos																																				
Freq	Level	Line	Margin	Level	Factor	Loss	Factor	Remark																																		
MHz	dBuV/m	dBuV/m	dB	dBuV	dB/m	dB	dB	cm	deg																																	
1	5352.39	65.38	74.00	-8.62	53.27	36.06	9.38	33.33	300	81 PEAK																																
Avg	<p>Date: 2023-10-12</p> <table border="1"> <thead> <tr> <th>Limit</th> <th>Read</th> <th>Ant</th> <th>Cable</th> <th>Preamp</th> <th>APos</th> <th>TPos</th> <th colspan="2"></th> </tr> <tr> <th>Freq</th> <th>Level</th> <th>Line</th> <th>Margin</th> <th>Level</th> <th>Factor</th> <th>Loss</th> <th>Factor</th> <th>Remark</th> </tr> <tr> <th>MHz</th> <th>dBuV/m</th> <th>dBuV/m</th> <th>dB</th> <th>dBuV</th> <th>dB/m</th> <th>dB</th> <th>dB</th> <th>cm</th> <th>deg</th> </tr> </thead> <tbody> <tr> <td>1</td> <td>5350.35</td> <td>46.28</td> <td>54.00</td> <td>-7.72</td> <td>34.18</td> <td>36.06</td> <td>9.37</td> <td>33.33</td> <td>300</td> <td>81 AVERAGE</td> </tr> </tbody> </table>	Limit	Read	Ant	Cable	Preamp	APos	TPos			Freq	Level	Line	Margin	Level	Factor	Loss	Factor	Remark	MHz	dBuV/m	dBuV/m	dB	dBuV	dB/m	dB	dB	cm	deg	1	5350.35	46.28	54.00	-7.72	34.18	36.06	9.37	33.33	300	81 AVERAGE	Blank	
Limit	Read	Ant	Cable	Preamp	APos	TPos																																				
Freq	Level	Line	Margin	Level	Factor	Loss	Factor	Remark																																		
MHz	dBuV/m	dBuV/m	dB	dBuV	dB/m	dB	dB	cm	deg																																	
1	5350.35	46.28	54.00	-7.72	34.18	36.06	9.37	33.33	300	81 AVERAGE																																



		27																																																																																						
Mode		Band Edge - L																																																																																						
		U-NII-2C_5.47-5.725_802.11ac VHT80_CH106_5530MHz																																																																																						
Pol.	Horizontal	Fundamental																																																																																						
Peak	<p style="text-align: right;">Date: 2023-10-12</p> <table border="1"> <thead> <tr> <th>Limit</th> <th>Read</th> <th>Ant</th> <th>Cable</th> <th>Preamp</th> <th>APos</th> <th>TPos</th> <th>Remark</th> </tr> <tr> <th>Freq</th> <th>Level</th> <th>Line</th> <th>Margin</th> <th>Level</th> <th>Factor</th> <th>Loss</th> <th>Factor</th> </tr> <tr> <th>MHz</th> <th>dBuV/m</th> <th>dBuV/m</th> <th>dB</th> <th>dBuV</th> <th>dB/m</th> <th>dB</th> <th>cm</th> <th>deg</th> </tr> </thead> <tbody> <tr> <td>1</td> <td>5458.54</td> <td>59.11</td> <td>74.00</td> <td>-14.89</td> <td>46.93</td> <td>36.02</td> <td>9.69</td> <td>33.53</td> <td>261</td> <td>332</td> <td>PEAK</td> </tr> <tr> <td>2</td> <td>5468.08</td> <td>60.56</td> <td>68.30</td> <td>-7.74</td> <td>48.40</td> <td>36.01</td> <td>9.69</td> <td>33.54</td> <td>261</td> <td>332</td> <td>PEAK</td> </tr> </tbody> </table>	Limit	Read	Ant	Cable	Preamp	APos	TPos	Remark	Freq	Level	Line	Margin	Level	Factor	Loss	Factor	MHz	dBuV/m	dBuV/m	dB	dBuV	dB/m	dB	cm	deg	1	5458.54	59.11	74.00	-14.89	46.93	36.02	9.69	33.53	261	332	PEAK	2	5468.08	60.56	68.30	-7.74	48.40	36.01	9.69	33.54	261	332	PEAK	<p style="text-align: right;">Date: 2023-10-12</p> <table border="1"> <thead> <tr> <th>Limit</th> <th>Read</th> <th>Ant</th> <th>Cable</th> <th>Preamp</th> <th>APos</th> <th>TPos</th> <th>Remark</th> </tr> <tr> <th>Freq</th> <th>Level</th> <th>Line</th> <th>Margin</th> <th>Level</th> <th>Factor</th> <th>Loss</th> <th>Factor</th> </tr> <tr> <th>MHz</th> <th>dBuV/m</th> <th>dBuV/m</th> <th>dB</th> <th>dBuV</th> <th>dB/m</th> <th>dB</th> <th>cm</th> <th>deg</th> </tr> </thead> <tbody> <tr> <td>1</td> <td>5530.00</td> <td>94.68</td> <td>-----</td> <td>-----</td> <td>82.54</td> <td>36.02</td> <td>9.71</td> <td>33.59</td> <td>261</td> <td>332</td> <td>PEAK</td> </tr> </tbody> </table>	Limit	Read	Ant	Cable	Preamp	APos	TPos	Remark	Freq	Level	Line	Margin	Level	Factor	Loss	Factor	MHz	dBuV/m	dBuV/m	dB	dBuV	dB/m	dB	cm	deg	1	5530.00	94.68	-----	-----	82.54	36.02	9.71	33.59	261	332	PEAK
	Limit	Read	Ant	Cable	Preamp	APos	TPos	Remark																																																																																
Freq	Level	Line	Margin	Level	Factor	Loss	Factor																																																																																	
MHz	dBuV/m	dBuV/m	dB	dBuV	dB/m	dB	cm	deg																																																																																
1	5458.54	59.11	74.00	-14.89	46.93	36.02	9.69	33.53	261	332	PEAK																																																																													
2	5468.08	60.56	68.30	-7.74	48.40	36.01	9.69	33.54	261	332	PEAK																																																																													
Limit	Read	Ant	Cable	Preamp	APos	TPos	Remark																																																																																	
Freq	Level	Line	Margin	Level	Factor	Loss	Factor																																																																																	
MHz	dBuV/m	dBuV/m	dB	dBuV	dB/m	dB	cm	deg																																																																																
1	5530.00	94.68	-----	-----	82.54	36.02	9.71	33.59	261	332	PEAK																																																																													
Avg	<p style="text-align: right;">Date: 2023-10-12</p> <table border="1"> <thead> <tr> <th>Limit</th> <th>Read</th> <th>Ant</th> <th>Cable</th> <th>Preamp</th> <th>APos</th> <th>TPos</th> <th>Remark</th> </tr> <tr> <th>Freq</th> <th>Level</th> <th>Line</th> <th>Margin</th> <th>Level</th> <th>Factor</th> <th>Loss</th> <th>Factor</th> </tr> <tr> <th>MHz</th> <th>dBuV/m</th> <th>dBuV/m</th> <th>dB</th> <th>dBuV</th> <th>dB/m</th> <th>dB</th> <th>cm</th> <th>deg</th> </tr> </thead> <tbody> <tr> <td>1</td> <td>5459.80</td> <td>45.93</td> <td>54.00</td> <td>-8.07</td> <td>33.75</td> <td>36.02</td> <td>9.69</td> <td>33.53</td> <td>261</td> <td>332</td> <td>AVERAGE</td> </tr> </tbody> </table>	Limit	Read	Ant	Cable	Preamp	APos	TPos	Remark	Freq	Level	Line	Margin	Level	Factor	Loss	Factor	MHz	dBuV/m	dBuV/m	dB	dBuV	dB/m	dB	cm	deg	1	5459.80	45.93	54.00	-8.07	33.75	36.02	9.69	33.53	261	332	AVERAGE	<p style="text-align: right;">Date: 2023-10-12</p> <table border="1"> <thead> <tr> <th>Limit</th> <th>Read</th> <th>Ant</th> <th>Cable</th> <th>Preamp</th> <th>APos</th> <th>TPos</th> <th>Remark</th> </tr> <tr> <th>Freq</th> <th>Level</th> <th>Line</th> <th>Margin</th> <th>Level</th> <th>Factor</th> <th>Loss</th> <th>Factor</th> </tr> <tr> <th>MHz</th> <th>dBuV/m</th> <th>dBuV/m</th> <th>dB</th> <th>dBuV</th> <th>dB/m</th> <th>dB</th> <th>cm</th> <th>deg</th> </tr> </thead> <tbody> <tr> <td>1</td> <td>5530.00</td> <td>87.58</td> <td>-----</td> <td>-----</td> <td>75.44</td> <td>36.02</td> <td>9.71</td> <td>33.59</td> <td>261</td> <td>332</td> <td>AVERAGE</td> </tr> </tbody> </table>	Limit	Read	Ant	Cable	Preamp	APos	TPos	Remark	Freq	Level	Line	Margin	Level	Factor	Loss	Factor	MHz	dBuV/m	dBuV/m	dB	dBuV	dB/m	dB	cm	deg	1	5530.00	87.58	-----	-----	75.44	36.02	9.71	33.59	261	332	AVERAGE												
Limit	Read	Ant	Cable	Preamp	APos	TPos	Remark																																																																																	
Freq	Level	Line	Margin	Level	Factor	Loss	Factor																																																																																	
MHz	dBuV/m	dBuV/m	dB	dBuV	dB/m	dB	cm	deg																																																																																
1	5459.80	45.93	54.00	-8.07	33.75	36.02	9.69	33.53	261	332	AVERAGE																																																																													
Limit	Read	Ant	Cable	Preamp	APos	TPos	Remark																																																																																	
Freq	Level	Line	Margin	Level	Factor	Loss	Factor																																																																																	
MHz	dBuV/m	dBuV/m	dB	dBuV	dB/m	dB	cm	deg																																																																																
1	5530.00	87.58	-----	-----	75.44	36.02	9.71	33.59	261	332	AVERAGE																																																																													



Mode	27																																									
	Band Edge - R																																									
	U-NII-2C_5.47-5.725_802.11ac VHT80_CH106_5530MHz																																									
Pol.	Horizontal	Fundamental																																								
Peak	<p>Date: 2023-10-12</p> <table border="1"> <thead> <tr> <th>Limit</th> <th>Read</th> <th>Ant</th> <th>Cable</th> <th>Preamp</th> <th>APos</th> <th>TPos</th> <th>Remark</th> </tr> <tr> <th>Freq</th> <th>Level</th> <th>Line</th> <th>Margin</th> <th>Level</th> <th>Factor</th> <th>Loss</th> <th>Factor</th> </tr> <tr> <th>MHz</th> <th>dBuV/m</th> <th>dBuV/m</th> <th>dB</th> <th>dBuV</th> <th>dB/m</th> <th>dB</th> <th>dB</th> </tr> </thead> <tbody> <tr> <td>1 5759.83</td> <td>51.25</td> <td>68.30</td> <td>-17.05</td> <td>38.24</td> <td>36.36</td> <td>10.09</td> <td>33.44</td> </tr> <tr> <td></td> <td></td> <td></td> <td></td> <td></td> <td></td> <td>261</td> <td>332 PEAK</td> </tr> </tbody> </table>	Limit	Read	Ant	Cable	Preamp	APos	TPos	Remark	Freq	Level	Line	Margin	Level	Factor	Loss	Factor	MHz	dBuV/m	dBuV/m	dB	dBuV	dB/m	dB	dB	1 5759.83	51.25	68.30	-17.05	38.24	36.36	10.09	33.44							261	332 PEAK	Blank
Limit	Read	Ant	Cable	Preamp	APos	TPos	Remark																																			
Freq	Level	Line	Margin	Level	Factor	Loss	Factor																																			
MHz	dBuV/m	dBuV/m	dB	dBuV	dB/m	dB	dB																																			
1 5759.83	51.25	68.30	-17.05	38.24	36.36	10.09	33.44																																			
						261	332 PEAK																																			



		27																																																																																				
Mode		Band Edge - L																																																																																				
		U-NII-2C_5.47-5.725_802.11ac VHT80_CH106_5530MHz																																																																																				
Pol.	Vertical	Fundamental																																																																																				
Peak	<table border="1"> <thead> <tr> <th>Limit</th> <th>Read</th> <th>Ant</th> <th>Cable</th> <th>Preamp</th> <th>APos</th> <th>TPos</th> <th>Remark</th> </tr> <tr> <th>Freq</th> <th>Level</th> <th>Line</th> <th>Margin</th> <th>Level</th> <th>Factor</th> <th>Loss</th> <th>Factor</th> </tr> <tr> <th>MHz</th> <th>dBuV/m</th> <th>dBuV/m</th> <th>dB</th> <th>dBuV</th> <th>dB/m</th> <th>dB</th> <th>cm</th> </tr> </thead> <tbody> <tr> <td>1</td> <td>5459.62</td> <td>61.76</td> <td>74.00</td> <td>-12.24</td> <td>49.58</td> <td>36.02</td> <td>9.69</td> <td>33.53</td> <td>352</td> <td>0</td> <td>PEAK</td> </tr> <tr> <td>2</td> <td>5469.52</td> <td>64.56</td> <td>68.30</td> <td>-3.74</td> <td>52.41</td> <td>36.01</td> <td>9.69</td> <td>33.55</td> <td>352</td> <td>0</td> <td>PEAK</td> </tr> </tbody> </table>	Limit	Read	Ant	Cable	Preamp	APos	TPos	Remark	Freq	Level	Line	Margin	Level	Factor	Loss	Factor	MHz	dBuV/m	dBuV/m	dB	dBuV	dB/m	dB	cm	1	5459.62	61.76	74.00	-12.24	49.58	36.02	9.69	33.53	352	0	PEAK	2	5469.52	64.56	68.30	-3.74	52.41	36.01	9.69	33.55	352	0	PEAK	<table border="1"> <thead> <tr> <th>Limit</th> <th>Read</th> <th>Ant</th> <th>Cable</th> <th>Preamp</th> <th>APos</th> <th>TPos</th> <th>Remark</th> </tr> <tr> <th>Freq</th> <th>Level</th> <th>Line</th> <th>Margin</th> <th>Level</th> <th>Factor</th> <th>Loss</th> <th>Factor</th> </tr> <tr> <th>MHz</th> <th>dBuV/m</th> <th>dBuV/m</th> <th>dB</th> <th>dBuV</th> <th>dB/m</th> <th>dB</th> <th>cm</th> </tr> </thead> <tbody> <tr> <td>1</td> <td>5530.00</td> <td>93.98</td> <td>-----</td> <td>-----</td> <td>81.87</td> <td>36.00</td> <td>9.71</td> <td>33.60</td> <td>352</td> <td>0</td> <td>PEAK</td> </tr> </tbody> </table>	Limit	Read	Ant	Cable	Preamp	APos	TPos	Remark	Freq	Level	Line	Margin	Level	Factor	Loss	Factor	MHz	dBuV/m	dBuV/m	dB	dBuV	dB/m	dB	cm	1	5530.00	93.98	-----	-----	81.87	36.00	9.71	33.60	352	0	PEAK
Limit	Read	Ant	Cable	Preamp	APos	TPos	Remark																																																																															
Freq	Level	Line	Margin	Level	Factor	Loss	Factor																																																																															
MHz	dBuV/m	dBuV/m	dB	dBuV	dB/m	dB	cm																																																																															
1	5459.62	61.76	74.00	-12.24	49.58	36.02	9.69	33.53	352	0	PEAK																																																																											
2	5469.52	64.56	68.30	-3.74	52.41	36.01	9.69	33.55	352	0	PEAK																																																																											
Limit	Read	Ant	Cable	Preamp	APos	TPos	Remark																																																																															
Freq	Level	Line	Margin	Level	Factor	Loss	Factor																																																																															
MHz	dBuV/m	dBuV/m	dB	dBuV	dB/m	dB	cm																																																																															
1	5530.00	93.98	-----	-----	81.87	36.00	9.71	33.60	352	0	PEAK																																																																											
Avg	<table border="1"> <thead> <tr> <th>Limit</th> <th>Read</th> <th>Ant</th> <th>Cable</th> <th>Preamp</th> <th>APos</th> <th>TPos</th> <th>Remark</th> </tr> <tr> <th>Freq</th> <th>Level</th> <th>Line</th> <th>Margin</th> <th>Level</th> <th>Factor</th> <th>Loss</th> <th>Factor</th> </tr> <tr> <th>MHz</th> <th>dBuV/m</th> <th>dBuV/m</th> <th>dB</th> <th>dBuV</th> <th>dB/m</th> <th>dB</th> <th>cm</th> </tr> </thead> <tbody> <tr> <td>1</td> <td>5458.54</td> <td>44.86</td> <td>54.00</td> <td>-9.14</td> <td>32.68</td> <td>36.02</td> <td>9.69</td> <td>33.53</td> <td>352</td> <td>0</td> <td>AVERAGE</td> </tr> </tbody> </table>	Limit	Read	Ant	Cable	Preamp	APos	TPos	Remark	Freq	Level	Line	Margin	Level	Factor	Loss	Factor	MHz	dBuV/m	dBuV/m	dB	dBuV	dB/m	dB	cm	1	5458.54	44.86	54.00	-9.14	32.68	36.02	9.69	33.53	352	0	AVERAGE	<table border="1"> <thead> <tr> <th>Limit</th> <th>Read</th> <th>Ant</th> <th>Cable</th> <th>Preamp</th> <th>APos</th> <th>TPos</th> <th>Remark</th> </tr> <tr> <th>Freq</th> <th>Level</th> <th>Line</th> <th>Margin</th> <th>Level</th> <th>Factor</th> <th>Loss</th> <th>Factor</th> </tr> <tr> <th>MHz</th> <th>dBuV/m</th> <th>dBuV/m</th> <th>dB</th> <th>dBuV</th> <th>dB/m</th> <th>dB</th> <th>cm</th> </tr> </thead> <tbody> <tr> <td>1</td> <td>5530.00</td> <td>87.19</td> <td>-----</td> <td>-----</td> <td>74.99</td> <td>36.05</td> <td>9.73</td> <td>33.58</td> <td>352</td> <td>0</td> <td>AVERAGE</td> </tr> </tbody> </table>	Limit	Read	Ant	Cable	Preamp	APos	TPos	Remark	Freq	Level	Line	Margin	Level	Factor	Loss	Factor	MHz	dBuV/m	dBuV/m	dB	dBuV	dB/m	dB	cm	1	5530.00	87.19	-----	-----	74.99	36.05	9.73	33.58	352	0	AVERAGE												
Limit	Read	Ant	Cable	Preamp	APos	TPos	Remark																																																																															
Freq	Level	Line	Margin	Level	Factor	Loss	Factor																																																																															
MHz	dBuV/m	dBuV/m	dB	dBuV	dB/m	dB	cm																																																																															
1	5458.54	44.86	54.00	-9.14	32.68	36.02	9.69	33.53	352	0	AVERAGE																																																																											
Limit	Read	Ant	Cable	Preamp	APos	TPos	Remark																																																																															
Freq	Level	Line	Margin	Level	Factor	Loss	Factor																																																																															
MHz	dBuV/m	dBuV/m	dB	dBuV	dB/m	dB	cm																																																																															
1	5530.00	87.19	-----	-----	74.99	36.05	9.73	33.58	352	0	AVERAGE																																																																											



Mode	27																																									
	Band Edge - R																																									
	U-NII-2C_5.47-5.725_802.11ac VHT80_CH106_5530MHz																																									
Pol.	Vertical	Fundamental																																								
Peak	<p>Date: 2023-10-12</p> <table border="1"> <thead> <tr> <th>Limit</th> <th>Read</th> <th>Ant</th> <th>Cable</th> <th>Preamp</th> <th>APos</th> <th>TPos</th> <th>Remark</th> </tr> <tr> <th>Freq</th> <th>Level</th> <th>Line</th> <th>Margin</th> <th>Level</th> <th>Factor</th> <th>Loss</th> <th>Factor</th> </tr> <tr> <th>MHz</th> <th>dBuV/m</th> <th>dBuV/m</th> <th>dB</th> <th>dBuV</th> <th>dB/m</th> <th>dB</th> <th>dB</th> </tr> </thead> <tbody> <tr> <td>1 5745.03</td> <td>50.33</td> <td>68.30</td> <td>-17.97</td> <td>37.38</td> <td>36.34</td> <td>10.06</td> <td>33.45</td> </tr> <tr> <td></td> <td></td> <td></td> <td></td> <td></td> <td></td> <td></td> <td>352 0 PEAK</td> </tr> </tbody> </table>	Limit	Read	Ant	Cable	Preamp	APos	TPos	Remark	Freq	Level	Line	Margin	Level	Factor	Loss	Factor	MHz	dBuV/m	dBuV/m	dB	dBuV	dB/m	dB	dB	1 5745.03	50.33	68.30	-17.97	37.38	36.34	10.06	33.45								352 0 PEAK	Blank
Limit	Read	Ant	Cable	Preamp	APos	TPos	Remark																																			
Freq	Level	Line	Margin	Level	Factor	Loss	Factor																																			
MHz	dBuV/m	dBuV/m	dB	dBuV	dB/m	dB	dB																																			
1 5745.03	50.33	68.30	-17.97	37.38	36.34	10.06	33.45																																			
							352 0 PEAK																																			



		27																																																																																																
Mode		Harmonic																																																																																																
		U-NII-2C_5.47-5.725_802.11ac VHT80_CH106_5530MHz																																																																																																
Pol.	Horizontal	Vertical																																																																																																
Peak Avg	<p style="text-align: right;">Date: 2023-10-13</p>	<p style="text-align: right;">Date: 2023-10-13</p>																																																																																																
	<table border="1"> <thead> <tr> <th>Limit</th> <th>Read</th> <th>Ant</th> <th>Cable</th> <th>Preamp</th> <th>APos</th> <th>TPos</th> <th>Remark</th> </tr> <tr> <th>Freq</th> <th>Level</th> <th>Line</th> <th>Margin</th> <th>Level</th> <th>Factor</th> <th>Loss</th> <th>Factor</th> </tr> <tr> <th>MHz</th> <th>dBuV/m</th> <th>dBuV/m</th> <th>dB</th> <th>dBuV</th> <th>dB/m</th> <th>dB</th> <th>dB</th> </tr> </thead> <tbody> <tr> <td>1</td> <td>11060.00</td> <td>49.28</td> <td>74.00</td> <td>-24.72</td> <td>60.53</td> <td>39.60</td> <td>12.57</td> <td>63.42</td> <td>---</td> <td>---</td> <td>Peak</td> </tr> <tr> <td>2</td> <td>16590.00</td> <td>50.61</td> <td>68.30</td> <td>-17.69</td> <td>56.76</td> <td>43.37</td> <td>15.23</td> <td>64.75</td> <td>---</td> <td>---</td> <td>Peak</td> </tr> </tbody> </table>	Limit	Read	Ant	Cable	Preamp	APos	TPos	Remark	Freq	Level	Line	Margin	Level	Factor	Loss	Factor	MHz	dBuV/m	dBuV/m	dB	dBuV	dB/m	dB	dB	1	11060.00	49.28	74.00	-24.72	60.53	39.60	12.57	63.42	---	---	Peak	2	16590.00	50.61	68.30	-17.69	56.76	43.37	15.23	64.75	---	---	Peak	<table border="1"> <thead> <tr> <th>Limit</th> <th>Read</th> <th>Ant</th> <th>Cable</th> <th>Preamp</th> <th>APos</th> <th>TPos</th> <th>Remark</th> </tr> <tr> <th>Freq</th> <th>Level</th> <th>Line</th> <th>Margin</th> <th>Level</th> <th>Factor</th> <th>Loss</th> <th>Factor</th> </tr> <tr> <th>MHz</th> <th>dBuV/m</th> <th>dBuV/m</th> <th>dB</th> <th>dBuV</th> <th>dB/m</th> <th>dB</th> <th>dB</th> </tr> </thead> <tbody> <tr> <td>1</td> <td>11060.00</td> <td>49.40</td> <td>74.00</td> <td>-24.60</td> <td>60.65</td> <td>39.60</td> <td>12.57</td> <td>63.42</td> <td>---</td> <td>---</td> <td>Peak</td> </tr> <tr> <td>2</td> <td>16590.00</td> <td>50.70</td> <td>68.30</td> <td>-17.60</td> <td>56.85</td> <td>43.37</td> <td>15.23</td> <td>64.75</td> <td>---</td> <td>---</td> <td>Peak</td> </tr> </tbody> </table>		Limit	Read	Ant	Cable	Preamp	APos	TPos	Remark	Freq	Level	Line	Margin	Level	Factor	Loss	Factor	MHz	dBuV/m	dBuV/m	dB	dBuV	dB/m	dB	dB	1	11060.00	49.40	74.00	-24.60	60.65	39.60	12.57	63.42	---	---	Peak	2	16590.00	50.70	68.30	-17.60	56.85	43.37	15.23	64.75	---	---
Limit	Read	Ant	Cable	Preamp	APos	TPos	Remark																																																																																											
Freq	Level	Line	Margin	Level	Factor	Loss	Factor																																																																																											
MHz	dBuV/m	dBuV/m	dB	dBuV	dB/m	dB	dB																																																																																											
1	11060.00	49.28	74.00	-24.72	60.53	39.60	12.57	63.42	---	---	Peak																																																																																							
2	16590.00	50.61	68.30	-17.69	56.76	43.37	15.23	64.75	---	---	Peak																																																																																							
Limit	Read	Ant	Cable	Preamp	APos	TPos	Remark																																																																																											
Freq	Level	Line	Margin	Level	Factor	Loss	Factor																																																																																											
MHz	dBuV/m	dBuV/m	dB	dBuV	dB/m	dB	dB																																																																																											
1	11060.00	49.40	74.00	-24.60	60.65	39.60	12.57	63.42	---	---	Peak																																																																																							
2	16590.00	50.70	68.30	-17.60	56.85	43.37	15.23	64.75	---	---	Peak																																																																																							



		28																																																																																										
Mode		Band Edge - L																																																																																										
		U-NII-2C_5.47-5.725_802.11ac VHT80_CH122_5610MHz																																																																																										
Pol.	Horizontal	Fundamental																																																																																										
Peak	<p style="text-align: right;">Date: 2023-10-12</p> <table border="1"> <thead> <tr> <th>Limit</th> <th>Read</th> <th>Ant</th> <th>Cable</th> <th>Apos</th> <th>TPos</th> <th>Remark</th> </tr> <tr> <th>Freq</th> <th>Level</th> <th>Line</th> <th>Margin</th> <th>Level</th> <th>Factor</th> <th>Loss Factor</th> <th>Apos</th> <th>TPos</th> <th>Remark</th> </tr> <tr> <th>MHz</th> <th>dBuV/m</th> <th>dBuV/m</th> <th>dB</th> <th>dBuV</th> <th>dB/m</th> <th>dB</th> <th>dB</th> <th>cm</th> <th>deg</th> </tr> </thead> <tbody> <tr> <td>1</td> <td>5441.26</td> <td>49.98</td> <td>74.00</td> <td>-24.02</td> <td>37.77</td> <td>36.02</td> <td>9.68</td> <td>33.49</td> <td>153</td> <td>360</td> <td>PEAK</td> </tr> <tr> <td>2</td> <td>5467.78</td> <td>49.53</td> <td>68.30</td> <td>-18.77</td> <td>37.37</td> <td>36.01</td> <td>9.69</td> <td>33.54</td> <td>153</td> <td>360</td> <td>PEAK</td> </tr> </tbody> </table>	Limit	Read	Ant	Cable	Apos	TPos	Remark	Freq	Level	Line	Margin	Level	Factor	Loss Factor	Apos	TPos	Remark	MHz	dBuV/m	dBuV/m	dB	dBuV	dB/m	dB	dB	cm	deg	1	5441.26	49.98	74.00	-24.02	37.77	36.02	9.68	33.49	153	360	PEAK	2	5467.78	49.53	68.30	-18.77	37.37	36.01	9.69	33.54	153	360	PEAK	<p style="text-align: right;">Date: 2023-10-12</p> <table border="1"> <thead> <tr> <th>Limit</th> <th>Read</th> <th>Ant</th> <th>Cable</th> <th>Apos</th> <th>TPos</th> <th>Remark</th> </tr> <tr> <th>Freq</th> <th>Level</th> <th>Line</th> <th>Margin</th> <th>Level</th> <th>Factor</th> <th>Loss Factor</th> <th>Apos</th> <th>TPos</th> <th>Remark</th> </tr> <tr> <th>MHz</th> <th>dBuV/m</th> <th>dBuV/m</th> <th>dB</th> <th>dBuV</th> <th>dB/m</th> <th>dB</th> <th>dB</th> <th>cm</th> <th>deg</th> </tr> </thead> <tbody> <tr> <td>1</td> <td>5610.00</td> <td>94.42</td> <td>-----</td> <td>-----</td> <td>82.00</td> <td>36.16</td> <td>9.79</td> <td>33.53</td> <td>153</td> <td>360</td> <td>PEAK</td> </tr> </tbody> </table>	Limit	Read	Ant	Cable	Apos	TPos	Remark	Freq	Level	Line	Margin	Level	Factor	Loss Factor	Apos	TPos	Remark	MHz	dBuV/m	dBuV/m	dB	dBuV	dB/m	dB	dB	cm	deg	1	5610.00	94.42	-----	-----	82.00	36.16	9.79	33.53	153	360	PEAK
Limit	Read	Ant	Cable	Apos	TPos	Remark																																																																																						
Freq	Level	Line	Margin	Level	Factor	Loss Factor	Apos	TPos	Remark																																																																																			
MHz	dBuV/m	dBuV/m	dB	dBuV	dB/m	dB	dB	cm	deg																																																																																			
1	5441.26	49.98	74.00	-24.02	37.77	36.02	9.68	33.49	153	360	PEAK																																																																																	
2	5467.78	49.53	68.30	-18.77	37.37	36.01	9.69	33.54	153	360	PEAK																																																																																	
Limit	Read	Ant	Cable	Apos	TPos	Remark																																																																																						
Freq	Level	Line	Margin	Level	Factor	Loss Factor	Apos	TPos	Remark																																																																																			
MHz	dBuV/m	dBuV/m	dB	dBuV	dB/m	dB	dB	cm	deg																																																																																			
1	5610.00	94.42	-----	-----	82.00	36.16	9.79	33.53	153	360	PEAK																																																																																	
Avg	<p style="text-align: right;">Date: 2023-10-12</p> <table border="1"> <thead> <tr> <th>Limit</th> <th>Read</th> <th>Ant</th> <th>Cable</th> <th>Apos</th> <th>TPos</th> <th>Remark</th> </tr> <tr> <th>Freq</th> <th>Level</th> <th>Line</th> <th>Margin</th> <th>Level</th> <th>Factor</th> <th>Loss Factor</th> <th>Apos</th> <th>TPos</th> <th>Remark</th> </tr> <tr> <th>MHz</th> <th>dBuV/m</th> <th>dBuV/m</th> <th>dB</th> <th>dBuV</th> <th>dB/m</th> <th>dB</th> <th>dB</th> <th>cm</th> <th>deg</th> </tr> </thead> <tbody> <tr> <td>1</td> <td>5400.18</td> <td>41.04</td> <td>54.00</td> <td>-12.96</td> <td>28.80</td> <td>36.04</td> <td>9.62</td> <td>33.42</td> <td>153</td> <td>360</td> <td>AVERAGE</td> </tr> </tbody> </table>	Limit	Read	Ant	Cable	Apos	TPos	Remark	Freq	Level	Line	Margin	Level	Factor	Loss Factor	Apos	TPos	Remark	MHz	dBuV/m	dBuV/m	dB	dBuV	dB/m	dB	dB	cm	deg	1	5400.18	41.04	54.00	-12.96	28.80	36.04	9.62	33.42	153	360	AVERAGE	<p style="text-align: right;">Date: 2023-10-12</p> <table border="1"> <thead> <tr> <th>Limit</th> <th>Read</th> <th>Ant</th> <th>Cable</th> <th>Apos</th> <th>TPos</th> <th>Remark</th> </tr> <tr> <th>Freq</th> <th>Level</th> <th>Line</th> <th>Margin</th> <th>Level</th> <th>Factor</th> <th>Loss Factor</th> <th>Apos</th> <th>TPos</th> <th>Remark</th> </tr> <tr> <th>MHz</th> <th>dBuV/m</th> <th>dBuV/m</th> <th>dB</th> <th>dBuV</th> <th>dB/m</th> <th>dB</th> <th>dB</th> <th>cm</th> <th>deg</th> </tr> </thead> <tbody> <tr> <td>1</td> <td>5610.00</td> <td>87.77</td> <td>-----</td> <td>-----</td> <td>75.35</td> <td>36.16</td> <td>9.79</td> <td>33.53</td> <td>153</td> <td>360</td> <td>AVERAGE</td> </tr> </tbody> </table>	Limit	Read	Ant	Cable	Apos	TPos	Remark	Freq	Level	Line	Margin	Level	Factor	Loss Factor	Apos	TPos	Remark	MHz	dBuV/m	dBuV/m	dB	dBuV	dB/m	dB	dB	cm	deg	1	5610.00	87.77	-----	-----	75.35	36.16	9.79	33.53	153	360	AVERAGE												
Limit	Read	Ant	Cable	Apos	TPos	Remark																																																																																						
Freq	Level	Line	Margin	Level	Factor	Loss Factor	Apos	TPos	Remark																																																																																			
MHz	dBuV/m	dBuV/m	dB	dBuV	dB/m	dB	dB	cm	deg																																																																																			
1	5400.18	41.04	54.00	-12.96	28.80	36.04	9.62	33.42	153	360	AVERAGE																																																																																	
Limit	Read	Ant	Cable	Apos	TPos	Remark																																																																																						
Freq	Level	Line	Margin	Level	Factor	Loss Factor	Apos	TPos	Remark																																																																																			
MHz	dBuV/m	dBuV/m	dB	dBuV	dB/m	dB	dB	cm	deg																																																																																			
1	5610.00	87.77	-----	-----	75.35	36.16	9.79	33.53	153	360	AVERAGE																																																																																	



Mode	28																																									
	Band Edge - R																																									
	U-NII-2C_5.47-5.725_802.11ac VHT80_CH122_5610MHz																																									
Pol.	Horizontal	Fundamental																																								
Peak	<p>Date: 2023-10-12</p> <table border="1"> <thead> <tr> <th>Limit</th> <th>Read</th> <th>Ant</th> <th>Cable</th> <th>Preamp</th> <th>APos</th> <th>TPos</th> <th>Remark</th> </tr> <tr> <th>Freq</th> <th>Level</th> <th>Line</th> <th>Margin</th> <th>Level</th> <th>Factor</th> <th>Loss</th> <th>Factor</th> </tr> <tr> <th>MHz</th> <th>dBuV/m</th> <th>dBuV/m</th> <th>dB</th> <th>dBuV</th> <th>dB/m</th> <th>dB</th> <th>dB</th> </tr> </thead> <tbody> <tr> <td>1 5741.13</td> <td>51.17</td> <td>68.30</td> <td>-17.13</td> <td>38.24</td> <td>36.34</td> <td>10.05</td> <td>33.46</td> </tr> <tr> <td></td> <td></td> <td></td> <td></td> <td></td> <td></td> <td>153</td> <td>360 PEAK</td> </tr> </tbody> </table>	Limit	Read	Ant	Cable	Preamp	APos	TPos	Remark	Freq	Level	Line	Margin	Level	Factor	Loss	Factor	MHz	dBuV/m	dBuV/m	dB	dBuV	dB/m	dB	dB	1 5741.13	51.17	68.30	-17.13	38.24	36.34	10.05	33.46							153	360 PEAK	Blank
Limit	Read	Ant	Cable	Preamp	APos	TPos	Remark																																			
Freq	Level	Line	Margin	Level	Factor	Loss	Factor																																			
MHz	dBuV/m	dBuV/m	dB	dBuV	dB/m	dB	dB																																			
1 5741.13	51.17	68.30	-17.13	38.24	36.34	10.05	33.46																																			
						153	360 PEAK																																			





		28																																																																																				
Mode		Band Edge - L																																																																																				
		U-NII-2C_5.47-5.725_802.11ac VHT80_CH122_5610MHZ																																																																																				
Pol.	Vertical	Fundamental																																																																																				
Peak	<table border="1"> <thead> <tr> <th>Limit</th> <th>Read</th> <th>Ant</th> <th>Cable</th> <th>Preamp</th> <th>APos</th> <th>TPos</th> <th>Remark</th> </tr> <tr> <th>Freq</th> <th>Level</th> <th>Line</th> <th>Margin</th> <th>Level</th> <th>Factor</th> <th>Loss</th> <th>Factor</th> </tr> <tr> <th>MHz</th> <th>dBuV/m</th> <th>dBuV/m</th> <th>dB</th> <th>dBuV</th> <th>dB/m</th> <th>dB</th> <th>dB</th> </tr> </thead> <tbody> <tr> <td>1</td> <td>5436.58</td> <td>50.03</td> <td>74.00</td> <td>-23.97</td> <td>37.81</td> <td>36.03</td> <td>9.68</td> <td>33.49</td> <td>200</td> <td>339</td> <td>PEAK</td> </tr> <tr> <td>2</td> <td>5469.34</td> <td>50.56</td> <td>68.30</td> <td>-17.74</td> <td>38.40</td> <td>36.01</td> <td>9.69</td> <td>33.54</td> <td>200</td> <td>339</td> <td>PEAK</td> </tr> </tbody> </table>	Limit	Read	Ant	Cable	Preamp	APos	TPos	Remark	Freq	Level	Line	Margin	Level	Factor	Loss	Factor	MHz	dBuV/m	dBuV/m	dB	dBuV	dB/m	dB	dB	1	5436.58	50.03	74.00	-23.97	37.81	36.03	9.68	33.49	200	339	PEAK	2	5469.34	50.56	68.30	-17.74	38.40	36.01	9.69	33.54	200	339	PEAK	<table border="1"> <thead> <tr> <th>Limit</th> <th>Read</th> <th>Ant</th> <th>Cable</th> <th>Preamp</th> <th>APos</th> <th>TPos</th> <th>Remark</th> </tr> <tr> <th>Freq</th> <th>Level</th> <th>Line</th> <th>Margin</th> <th>Level</th> <th>Factor</th> <th>Loss</th> <th>Factor</th> </tr> <tr> <th>MHz</th> <th>dBuV/m</th> <th>dBuV/m</th> <th>dB</th> <th>dBuV</th> <th>dB/m</th> <th>dB</th> <th>dB</th> </tr> </thead> <tbody> <tr> <td>1</td> <td>5610.00</td> <td>95.00</td> <td>-----</td> <td>-----</td> <td>82.58</td> <td>36.16</td> <td>9.79</td> <td>33.53</td> <td>200</td> <td>339</td> <td>PEAK</td> </tr> </tbody> </table>	Limit	Read	Ant	Cable	Preamp	APos	TPos	Remark	Freq	Level	Line	Margin	Level	Factor	Loss	Factor	MHz	dBuV/m	dBuV/m	dB	dBuV	dB/m	dB	dB	1	5610.00	95.00	-----	-----	82.58	36.16	9.79	33.53	200	339	PEAK
	Limit	Read	Ant	Cable	Preamp	APos	TPos	Remark																																																																														
Freq	Level	Line	Margin	Level	Factor	Loss	Factor																																																																															
MHz	dBuV/m	dBuV/m	dB	dBuV	dB/m	dB	dB																																																																															
1	5436.58	50.03	74.00	-23.97	37.81	36.03	9.68	33.49	200	339	PEAK																																																																											
2	5469.34	50.56	68.30	-17.74	38.40	36.01	9.69	33.54	200	339	PEAK																																																																											
Limit	Read	Ant	Cable	Preamp	APos	TPos	Remark																																																																															
Freq	Level	Line	Margin	Level	Factor	Loss	Factor																																																																															
MHz	dBuV/m	dBuV/m	dB	dBuV	dB/m	dB	dB																																																																															
1	5610.00	95.00	-----	-----	82.58	36.16	9.79	33.53	200	339	PEAK																																																																											
Avg	<table border="1"> <thead> <tr> <th>Limit</th> <th>Read</th> <th>Ant</th> <th>Cable</th> <th>Preamp</th> <th>APos</th> <th>TPos</th> <th>Remark</th> </tr> <tr> <th>Freq</th> <th>Level</th> <th>Line</th> <th>Margin</th> <th>Level</th> <th>Factor</th> <th>Loss</th> <th>Factor</th> </tr> <tr> <th>MHz</th> <th>dBuV/m</th> <th>dBuV/m</th> <th>dB</th> <th>dBuV</th> <th>dB/m</th> <th>dB</th> <th>dB</th> </tr> </thead> <tbody> <tr> <td>1</td> <td>5441.78</td> <td>40.89</td> <td>54.00</td> <td>-13.11</td> <td>28.69</td> <td>36.02</td> <td>9.68</td> <td>33.50</td> <td>200</td> <td>339</td> <td>AVERAGE</td> </tr> </tbody> </table>	Limit	Read	Ant	Cable	Preamp	APos	TPos	Remark	Freq	Level	Line	Margin	Level	Factor	Loss	Factor	MHz	dBuV/m	dBuV/m	dB	dBuV	dB/m	dB	dB	1	5441.78	40.89	54.00	-13.11	28.69	36.02	9.68	33.50	200	339	AVERAGE	<table border="1"> <thead> <tr> <th>Limit</th> <th>Read</th> <th>Ant</th> <th>Cable</th> <th>Preamp</th> <th>APos</th> <th>TPos</th> <th>Remark</th> </tr> <tr> <th>Freq</th> <th>Level</th> <th>Line</th> <th>Margin</th> <th>Level</th> <th>Factor</th> <th>Loss</th> <th>Factor</th> </tr> <tr> <th>MHz</th> <th>dBuV/m</th> <th>dBuV/m</th> <th>dB</th> <th>dBuV</th> <th>dB/m</th> <th>dB</th> <th>dB</th> </tr> </thead> <tbody> <tr> <td>1</td> <td>5610.00</td> <td>88.10</td> <td>-----</td> <td>-----</td> <td>75.68</td> <td>36.16</td> <td>9.79</td> <td>33.53</td> <td>200</td> <td>339</td> <td>AVERAGE</td> </tr> </tbody> </table>	Limit	Read	Ant	Cable	Preamp	APos	TPos	Remark	Freq	Level	Line	Margin	Level	Factor	Loss	Factor	MHz	dBuV/m	dBuV/m	dB	dBuV	dB/m	dB	dB	1	5610.00	88.10	-----	-----	75.68	36.16	9.79	33.53	200	339	AVERAGE												
Limit	Read	Ant	Cable	Preamp	APos	TPos	Remark																																																																															
Freq	Level	Line	Margin	Level	Factor	Loss	Factor																																																																															
MHz	dBuV/m	dBuV/m	dB	dBuV	dB/m	dB	dB																																																																															
1	5441.78	40.89	54.00	-13.11	28.69	36.02	9.68	33.50	200	339	AVERAGE																																																																											
Limit	Read	Ant	Cable	Preamp	APos	TPos	Remark																																																																															
Freq	Level	Line	Margin	Level	Factor	Loss	Factor																																																																															
MHz	dBuV/m	dBuV/m	dB	dBuV	dB/m	dB	dB																																																																															
1	5610.00	88.10	-----	-----	75.68	36.16	9.79	33.53	200	339	AVERAGE																																																																											



Mode	28																																									
	Band Edge - R																																									
	U-NII-2C_5.47-5.725_802.11ac VHT80_CH122_5610MHz																																									
Pol.	Vertical	Fundamental																																								
Peak	<p>Date: 2023-10-12</p> <table border="1"> <thead> <tr> <th>Limit</th> <th>Read</th> <th>Ant</th> <th>Cable</th> <th>Preamp</th> <th>APos</th> <th>TPos</th> <th>Remark</th> </tr> <tr> <th>Freq</th> <th>Level</th> <th>Line</th> <th>Margin</th> <th>Level</th> <th>Factor</th> <th>Loss</th> <th>Factor</th> </tr> <tr> <th>MHz</th> <th>dBuV/m</th> <th>dBuV/m</th> <th>dB</th> <th>dBuV</th> <th>dB/m</th> <th>dB</th> <th>dB</th> </tr> </thead> <tbody> <tr> <td>1 5728.89</td> <td>51.20</td> <td>68.30</td> <td>-17.10</td> <td>38.31</td> <td>36.32</td> <td>10.03</td> <td>33.46</td> </tr> <tr> <td></td> <td></td> <td></td> <td></td> <td></td> <td></td> <td>200</td> <td>339 PEAK</td> </tr> </tbody> </table>	Limit	Read	Ant	Cable	Preamp	APos	TPos	Remark	Freq	Level	Line	Margin	Level	Factor	Loss	Factor	MHz	dBuV/m	dBuV/m	dB	dBuV	dB/m	dB	dB	1 5728.89	51.20	68.30	-17.10	38.31	36.32	10.03	33.46							200	339 PEAK	Blank
Limit	Read	Ant	Cable	Preamp	APos	TPos	Remark																																			
Freq	Level	Line	Margin	Level	Factor	Loss	Factor																																			
MHz	dBuV/m	dBuV/m	dB	dBuV	dB/m	dB	dB																																			
1 5728.89	51.20	68.30	-17.10	38.31	36.32	10.03	33.46																																			
						200	339 PEAK																																			



		29																																																																																																				
Mode		Harmonic																																																																																																				
		U-NII-3_5.725-5.85_802.11a_CH149_5745MHz																																																																																																				
Pol.	Horizontal	Vertical																																																																																																				
Peak Avg	<table border="1"> <thead> <tr> <th>Limit</th> <th>Read</th> <th>Ant</th> <th>Cable</th> <th>Preamp</th> <th>APos</th> <th>TPos</th> <th>Remark</th> </tr> <tr> <th>Freq Level</th> <th>Line</th> <th>Margin</th> <th>Level</th> <th>Factor</th> <th>Loss</th> <th>Factor</th> <th></th> </tr> <tr> <th>MHz</th> <th>dBuV/m</th> <th>dBuV/m</th> <th>dB</th> <th>dBuV</th> <th>dB/m</th> <th>dB</th> <th>dB</th> <th>cm</th> <th>deg</th> </tr> </thead> <tbody> <tr> <td>1</td> <td>11490.00</td> <td>48.94</td> <td>74.00</td> <td>-25.06</td> <td>59.91</td> <td>39.60</td> <td>12.87</td> <td>63.44</td> <td>---</td> <td>---</td> <td>Peak</td> </tr> <tr> <td>2</td> <td>17235.00</td> <td>49.97</td> <td>68.30</td> <td>-18.33</td> <td>55.37</td> <td>44.18</td> <td>15.72</td> <td>65.30</td> <td>---</td> <td>---</td> <td>Peak</td> </tr> </tbody> </table>	Limit	Read	Ant	Cable	Preamp	APos	TPos	Remark	Freq Level	Line	Margin	Level	Factor	Loss	Factor		MHz	dBuV/m	dBuV/m	dB	dBuV	dB/m	dB	dB	cm	deg	1	11490.00	48.94	74.00	-25.06	59.91	39.60	12.87	63.44	---	---	Peak	2	17235.00	49.97	68.30	-18.33	55.37	44.18	15.72	65.30	---	---	Peak	<table border="1"> <thead> <tr> <th>Limit</th> <th>Read</th> <th>Ant</th> <th>Cable</th> <th>Preamp</th> <th>APos</th> <th>TPos</th> <th>Remark</th> </tr> <tr> <th>Freq Level</th> <th>Line</th> <th>Margin</th> <th>Level</th> <th>Factor</th> <th>Loss</th> <th>Factor</th> <th></th> </tr> <tr> <th>MHz</th> <th>dBuV/m</th> <th>dBuV/m</th> <th>dB</th> <th>dBuV</th> <th>dB/m</th> <th>dB</th> <th>dB</th> <th>cm</th> <th>deg</th> </tr> </thead> <tbody> <tr> <td>1</td> <td>11490.00</td> <td>48.61</td> <td>74.00</td> <td>-25.39</td> <td>59.58</td> <td>39.60</td> <td>12.87</td> <td>63.44</td> <td>---</td> <td>---</td> <td>Peak</td> </tr> <tr> <td>2</td> <td>17235.00</td> <td>50.41</td> <td>68.30</td> <td>-17.89</td> <td>55.81</td> <td>44.18</td> <td>15.72</td> <td>65.30</td> <td>---</td> <td>---</td> <td>Peak</td> </tr> </tbody> </table>	Limit	Read	Ant	Cable	Preamp	APos	TPos	Remark	Freq Level	Line	Margin	Level	Factor	Loss	Factor		MHz	dBuV/m	dBuV/m	dB	dBuV	dB/m	dB	dB	cm	deg	1	11490.00	48.61	74.00	-25.39	59.58	39.60	12.87	63.44	---	---	Peak	2	17235.00	50.41	68.30	-17.89	55.81	44.18	15.72	65.30	---	---	Peak
	Limit	Read	Ant	Cable	Preamp	APos	TPos	Remark																																																																																														
Freq Level	Line	Margin	Level	Factor	Loss	Factor																																																																																																
MHz	dBuV/m	dBuV/m	dB	dBuV	dB/m	dB	dB	cm	deg																																																																																													
1	11490.00	48.94	74.00	-25.06	59.91	39.60	12.87	63.44	---	---	Peak																																																																																											
2	17235.00	49.97	68.30	-18.33	55.37	44.18	15.72	65.30	---	---	Peak																																																																																											
Limit	Read	Ant	Cable	Preamp	APos	TPos	Remark																																																																																															
Freq Level	Line	Margin	Level	Factor	Loss	Factor																																																																																																
MHz	dBuV/m	dBuV/m	dB	dBuV	dB/m	dB	dB	cm	deg																																																																																													
1	11490.00	48.61	74.00	-25.39	59.58	39.60	12.87	63.44	---	---	Peak																																																																																											
2	17235.00	50.41	68.30	-17.89	55.81	44.18	15.72	65.30	---	---	Peak																																																																																											



Mode	30																																																																																																	
	Harmonic																																																																																																	
	U-NII-3_5.725-5.85_802.11a_CH157_5785MHz																																																																																																	
Pol.	Horizontal	Vertical																																																																																																
Peak Avg	<p>Date: 2023-10-13</p> <table border="1"> <thead> <tr> <th>Limit</th> <th>Read</th> <th>Ant</th> <th>Cable</th> <th>Preamp</th> <th>APos</th> <th>TPos</th> <th>Remark</th> </tr> <tr> <th>Freq</th> <th>Level</th> <th>Line</th> <th>Margin</th> <th>Level</th> <th>Factor</th> <th>Loss</th> <th>Factor</th> </tr> <tr> <th>MHz</th> <th>dBuV/m</th> <th>dBuV/m</th> <th>dB</th> <th>dBuV</th> <th>dB/m</th> <th>dB</th> <th>dB</th> </tr> </thead> <tbody> <tr> <td>1</td> <td>11570.00</td> <td>49.99</td> <td>74.00</td> <td>-24.01</td> <td>60.94</td> <td>39.57</td> <td>12.93</td> <td>63.45</td> <td>---</td> <td>---</td> <td>Peak</td> </tr> <tr> <td>2</td> <td>17355.00</td> <td>50.83</td> <td>68.30</td> <td>-17.47</td> <td>56.05</td> <td>44.33</td> <td>15.81</td> <td>65.36</td> <td>---</td> <td>---</td> <td>Peak</td> </tr> </tbody> </table>	Limit	Read	Ant	Cable	Preamp	APos	TPos	Remark	Freq	Level	Line	Margin	Level	Factor	Loss	Factor	MHz	dBuV/m	dBuV/m	dB	dBuV	dB/m	dB	dB	1	11570.00	49.99	74.00	-24.01	60.94	39.57	12.93	63.45	---	---	Peak	2	17355.00	50.83	68.30	-17.47	56.05	44.33	15.81	65.36	---	---	Peak	<p>Date: 2023-10-13</p> <table border="1"> <thead> <tr> <th>Limit</th> <th>Read</th> <th>Ant</th> <th>Cable</th> <th>Preamp</th> <th>APos</th> <th>TPos</th> <th>Remark</th> </tr> <tr> <th>Freq</th> <th>Level</th> <th>Line</th> <th>Margin</th> <th>Level</th> <th>Factor</th> <th>Loss</th> <th>Factor</th> </tr> <tr> <th>MHz</th> <th>dBuV/m</th> <th>dBuV/m</th> <th>dB</th> <th>dBuV</th> <th>dB/m</th> <th>dB</th> <th>dB</th> </tr> </thead> <tbody> <tr> <td>1</td> <td>11570.00</td> <td>49.34</td> <td>74.00</td> <td>-24.66</td> <td>60.29</td> <td>39.57</td> <td>12.93</td> <td>63.45</td> <td>---</td> <td>---</td> <td>Peak</td> </tr> <tr> <td>2</td> <td>17355.00</td> <td>49.27</td> <td>68.30</td> <td>-19.03</td> <td>54.49</td> <td>44.33</td> <td>15.81</td> <td>65.36</td> <td>---</td> <td>---</td> <td>Peak</td> </tr> </tbody> </table>	Limit	Read	Ant	Cable	Preamp	APos	TPos	Remark	Freq	Level	Line	Margin	Level	Factor	Loss	Factor	MHz	dBuV/m	dBuV/m	dB	dBuV	dB/m	dB	dB	1	11570.00	49.34	74.00	-24.66	60.29	39.57	12.93	63.45	---	---	Peak	2	17355.00	49.27	68.30	-19.03	54.49	44.33	15.81	65.36	---	---	Peak
Limit	Read	Ant	Cable	Preamp	APos	TPos	Remark																																																																																											
Freq	Level	Line	Margin	Level	Factor	Loss	Factor																																																																																											
MHz	dBuV/m	dBuV/m	dB	dBuV	dB/m	dB	dB																																																																																											
1	11570.00	49.99	74.00	-24.01	60.94	39.57	12.93	63.45	---	---	Peak																																																																																							
2	17355.00	50.83	68.30	-17.47	56.05	44.33	15.81	65.36	---	---	Peak																																																																																							
Limit	Read	Ant	Cable	Preamp	APos	TPos	Remark																																																																																											
Freq	Level	Line	Margin	Level	Factor	Loss	Factor																																																																																											
MHz	dBuV/m	dBuV/m	dB	dBuV	dB/m	dB	dB																																																																																											
1	11570.00	49.34	74.00	-24.66	60.29	39.57	12.93	63.45	---	---	Peak																																																																																							
2	17355.00	49.27	68.30	-19.03	54.49	44.33	15.81	65.36	---	---	Peak																																																																																							



Mode		31																																																																																																	
		Harmonic																																																																																																	
		U-NII-3_5.725-5.85_802.11a_CH165_5825MHZ																																																																																																	
Pol.	Horizontal		Vertical																																																																																																
Peak Avg																																																																																																			
	<table border="1"> <thead> <tr> <th>Limit</th> <th>Read</th> <th>Ant</th> <th>Cable</th> <th>Preamp</th> <th>APos</th> <th>TPos</th> <th>Remark</th> </tr> <tr> <th>Freq</th> <th>Level</th> <th>Line</th> <th>Margin</th> <th>Level</th> <th>Factor</th> <th>Loss</th> <th>Factor</th> </tr> <tr> <th>MHz</th> <th>dBuV/m</th> <th>dBuV/m</th> <th>dB</th> <th>dBuV</th> <th>dB/m</th> <th>dB</th> <th>dB</th> </tr> </thead> <tbody> <tr> <td>1</td> <td>11650.00</td> <td>48.91</td> <td>74.00</td> <td>-25.09</td> <td>59.83</td> <td>39.54</td> <td>12.99</td> <td>63.45</td> <td>---</td> <td>---</td> <td>Peak</td> </tr> <tr> <td>2</td> <td>17475.00</td> <td>50.23</td> <td>68.30</td> <td>-18.07</td> <td>55.29</td> <td>44.47</td> <td>15.90</td> <td>65.43</td> <td>---</td> <td>---</td> <td>Peak</td> </tr> </tbody> </table>		Limit	Read	Ant	Cable	Preamp	APos	TPos	Remark	Freq	Level	Line	Margin	Level	Factor	Loss	Factor	MHz	dBuV/m	dBuV/m	dB	dBuV	dB/m	dB	dB	1	11650.00	48.91	74.00	-25.09	59.83	39.54	12.99	63.45	---	---	Peak	2	17475.00	50.23	68.30	-18.07	55.29	44.47	15.90	65.43	---	---	Peak	<table border="1"> <thead> <tr> <th>Limit</th> <th>Read</th> <th>Ant</th> <th>Cable</th> <th>Preamp</th> <th>APos</th> <th>TPos</th> <th>Remark</th> </tr> <tr> <th>Freq</th> <th>Level</th> <th>Line</th> <th>Margin</th> <th>Level</th> <th>Factor</th> <th>Loss</th> <th>Factor</th> </tr> <tr> <th>MHz</th> <th>dBuV/m</th> <th>dBuV/m</th> <th>dB</th> <th>dBuV</th> <th>dB/m</th> <th>dB</th> <th>dB</th> </tr> </thead> <tbody> <tr> <td>1</td> <td>11650.00</td> <td>48.64</td> <td>74.00</td> <td>-25.36</td> <td>59.56</td> <td>39.54</td> <td>12.99</td> <td>63.45</td> <td>---</td> <td>---</td> <td>Peak</td> </tr> <tr> <td>2</td> <td>17475.00</td> <td>50.18</td> <td>68.30</td> <td>-18.12</td> <td>55.24</td> <td>44.47</td> <td>15.90</td> <td>65.43</td> <td>---</td> <td>---</td> <td>Peak</td> </tr> </tbody> </table>		Limit	Read	Ant	Cable	Preamp	APos	TPos	Remark	Freq	Level	Line	Margin	Level	Factor	Loss	Factor	MHz	dBuV/m	dBuV/m	dB	dBuV	dB/m	dB	dB	1	11650.00	48.64	74.00	-25.36	59.56	39.54	12.99	63.45	---	---	Peak	2	17475.00	50.18	68.30	-18.12	55.24	44.47	15.90	65.43	---	---
Limit	Read	Ant	Cable	Preamp	APos	TPos	Remark																																																																																												
Freq	Level	Line	Margin	Level	Factor	Loss	Factor																																																																																												
MHz	dBuV/m	dBuV/m	dB	dBuV	dB/m	dB	dB																																																																																												
1	11650.00	48.91	74.00	-25.09	59.83	39.54	12.99	63.45	---	---	Peak																																																																																								
2	17475.00	50.23	68.30	-18.07	55.29	44.47	15.90	65.43	---	---	Peak																																																																																								
Limit	Read	Ant	Cable	Preamp	APos	TPos	Remark																																																																																												
Freq	Level	Line	Margin	Level	Factor	Loss	Factor																																																																																												
MHz	dBuV/m	dBuV/m	dB	dBuV	dB/m	dB	dB																																																																																												
1	11650.00	48.64	74.00	-25.36	59.56	39.54	12.99	63.45	---	---	Peak																																																																																								
2	17475.00	50.18	68.30	-18.12	55.24	44.47	15.90	65.43	---	---	Peak																																																																																								



		32																																																																																																																			
Mode		Band Edge																																																																																																																			
		U-NII-3_5.725-5.85_802.11ac VHT20_CH149_5745MHz																																																																																																																			
Pol.	Horizontal	Fundamental																																																																																																																			
Peak	<p>Date: 2023-10-12</p> <table border="1"> <thead> <tr> <th>Limit</th> <th>Read</th> <th>Ant</th> <th>Cable Preamp</th> <th>APos</th> <th>TPos</th> <th colspan="2"></th> </tr> <tr> <th>Freq</th> <th>Level</th> <th>Line</th> <th>Margin</th> <th>Level</th> <th>Factor</th> <th>Loss Factor</th> <th>Loss Factor</th> <th>APos</th> <th>TPos</th> <th>Remark</th> </tr> <tr> <th>MHz</th> <th>dBuV/m</th> <th>dBuV/m</th> <th>dB</th> <th>dBuV</th> <th>dB/m</th> <th>dB</th> <th>dB</th> <th>cm</th> <th>deg</th> <th></th> </tr> </thead> <tbody> <tr> <td>1</td> <td>5636.40</td> <td>51.25</td> <td>68.30</td> <td>-17.05</td> <td>38.75</td> <td>36.19</td> <td>9.83</td> <td>33.52</td> <td>162</td> <td>0 PEAK</td> </tr> <tr> <td>2</td> <td>5650.32</td> <td>50.54</td> <td>68.53</td> <td>-17.99</td> <td>37.98</td> <td>36.21</td> <td>9.86</td> <td>33.51</td> <td>162</td> <td>0 PEAK</td> </tr> <tr> <td>3</td> <td>5701.07</td> <td>51.56</td> <td>105.50</td> <td>-53.94</td> <td>38.79</td> <td>36.28</td> <td>9.97</td> <td>33.48</td> <td>162</td> <td>0 PEAK</td> </tr> <tr> <td>4</td> <td>5720.35</td> <td>53.30</td> <td>111.60</td> <td>-58.30</td> <td>40.45</td> <td>36.31</td> <td>10.01</td> <td>33.47</td> <td>162</td> <td>0 PEAK</td> </tr> </tbody> </table>	Limit	Read	Ant	Cable Preamp	APos	TPos			Freq	Level	Line	Margin	Level	Factor	Loss Factor	Loss Factor	APos	TPos	Remark	MHz	dBuV/m	dBuV/m	dB	dBuV	dB/m	dB	dB	cm	deg		1	5636.40	51.25	68.30	-17.05	38.75	36.19	9.83	33.52	162	0 PEAK	2	5650.32	50.54	68.53	-17.99	37.98	36.21	9.86	33.51	162	0 PEAK	3	5701.07	51.56	105.50	-53.94	38.79	36.28	9.97	33.48	162	0 PEAK	4	5720.35	53.30	111.60	-58.30	40.45	36.31	10.01	33.47	162	0 PEAK	<p>Date: 2023-10-12</p> <table border="1"> <thead> <tr> <th>Limit</th> <th>Read</th> <th>Ant</th> <th>Cable Preamp</th> <th>APos</th> <th>TPos</th> <th colspan="2"></th> </tr> <tr> <th>Freq</th> <th>Level</th> <th>Line</th> <th>Margin</th> <th>Level</th> <th>Factor</th> <th>Loss Factor</th> <th>Loss Factor</th> <th>APos</th> <th>TPos</th> <th>Remark</th> </tr> <tr> <th>MHz</th> <th>dBuV/m</th> <th>dBuV/m</th> <th>dB</th> <th>dBuV</th> <th>dB/m</th> <th>dB</th> <th>dB</th> <th>cm</th> <th>deg</th> <th></th> </tr> </thead> <tbody> <tr> <td>1</td> <td>5745.00</td> <td>103.83</td> <td>-----</td> <td>-----</td> <td>90.88</td> <td>36.34</td> <td>10.06</td> <td>33.45</td> <td>162</td> <td>0 PEAK</td> </tr> </tbody> </table>	Limit	Read	Ant	Cable Preamp	APos	TPos			Freq	Level	Line	Margin	Level	Factor	Loss Factor	Loss Factor	APos	TPos	Remark	MHz	dBuV/m	dBuV/m	dB	dBuV	dB/m	dB	dB	cm	deg		1	5745.00	103.83	-----	-----	90.88	36.34	10.06	33.45	162	0 PEAK
Limit	Read	Ant	Cable Preamp	APos	TPos																																																																																																																
Freq	Level	Line	Margin	Level	Factor	Loss Factor	Loss Factor	APos	TPos	Remark																																																																																																											
MHz	dBuV/m	dBuV/m	dB	dBuV	dB/m	dB	dB	cm	deg																																																																																																												
1	5636.40	51.25	68.30	-17.05	38.75	36.19	9.83	33.52	162	0 PEAK																																																																																																											
2	5650.32	50.54	68.53	-17.99	37.98	36.21	9.86	33.51	162	0 PEAK																																																																																																											
3	5701.07	51.56	105.50	-53.94	38.79	36.28	9.97	33.48	162	0 PEAK																																																																																																											
4	5720.35	53.30	111.60	-58.30	40.45	36.31	10.01	33.47	162	0 PEAK																																																																																																											
Limit	Read	Ant	Cable Preamp	APos	TPos																																																																																																																
Freq	Level	Line	Margin	Level	Factor	Loss Factor	Loss Factor	APos	TPos	Remark																																																																																																											
MHz	dBuV/m	dBuV/m	dB	dBuV	dB/m	dB	dB	cm	deg																																																																																																												
1	5745.00	103.83	-----	-----	90.88	36.34	10.06	33.45	162	0 PEAK																																																																																																											
Avg	<p style="text-align: center;">Blank</p>	<p>Date: 2023-10-12</p> <table border="1"> <thead> <tr> <th>Limit</th> <th>Read</th> <th>Ant</th> <th>Cable Preamp</th> <th>APos</th> <th>TPos</th> <th colspan="2"></th> </tr> <tr> <th>Freq</th> <th>Level</th> <th>Line</th> <th>Margin</th> <th>Level</th> <th>Factor</th> <th>Loss Factor</th> <th>Loss Factor</th> <th>APos</th> <th>TPos</th> <th>Remark</th> </tr> <tr> <th>MHz</th> <th>dBuV/m</th> <th>dBuV/m</th> <th>dB</th> <th>dBuV</th> <th>dB/m</th> <th>dB</th> <th>dB</th> <th>cm</th> <th>deg</th> <th></th> </tr> </thead> <tbody> <tr> <td>1</td> <td>5745.00</td> <td>96.37</td> <td>-----</td> <td>-----</td> <td>83.42</td> <td>36.34</td> <td>10.06</td> <td>33.45</td> <td>162</td> <td>0 AVERAGE</td> </tr> </tbody> </table>		Limit	Read	Ant	Cable Preamp	APos	TPos			Freq	Level	Line	Margin	Level	Factor	Loss Factor	Loss Factor	APos	TPos	Remark	MHz	dBuV/m	dBuV/m	dB	dBuV	dB/m	dB	dB	cm	deg		1	5745.00	96.37	-----	-----	83.42	36.34	10.06	33.45	162	0 AVERAGE																																																																									
Limit	Read	Ant	Cable Preamp	APos	TPos																																																																																																																
Freq	Level	Line	Margin	Level	Factor	Loss Factor	Loss Factor	APos	TPos	Remark																																																																																																											
MHz	dBuV/m	dBuV/m	dB	dBuV	dB/m	dB	dB	cm	deg																																																																																																												
1	5745.00	96.37	-----	-----	83.42	36.34	10.06	33.45	162	0 AVERAGE																																																																																																											



		32																																																																																																												
Mode		Band Edge																																																																																																												
		U-NII-3_5.725-5.85_802.11ac VHT20_CH149_5745MHz																																																																																																												
Pol.	Vertical	Fundamental																																																																																																												
Peak	<p>Date: 2023-10-12</p> <table border="1"> <thead> <tr> <th>Limit</th> <th>Read</th> <th>Ant</th> <th>Cable Preamp</th> <th>APos</th> <th>TPos</th> <th colspan="2"></th> </tr> <tr> <th>Freq</th> <th>Level</th> <th>Line</th> <th>Margin</th> <th>Level</th> <th>Factor</th> <th>Loss Factor</th> <th>Remark</th> </tr> <tr> <th>MHz</th> <th>dBuV/m</th> <th>dBuV/m</th> <th>dB</th> <th>dBuV</th> <th>dB/m</th> <th>dB</th> <th>dB</th> </tr> </thead> <tbody> <tr> <td>1</td> <td>5617.69</td> <td>51.52</td> <td>68.30</td> <td>-16.78</td> <td>39.10</td> <td>36.16</td> <td>9.79</td> <td>33.53</td> <td>178</td> <td>360</td> <td>PEAK</td> </tr> <tr> <td>2</td> <td>5650.03</td> <td>50.70</td> <td>68.32</td> <td>-17.62</td> <td>38.14</td> <td>36.21</td> <td>9.86</td> <td>33.51</td> <td>178</td> <td>360</td> <td>PEAK</td> </tr> <tr> <td>3</td> <td>5701.50</td> <td>53.51</td> <td>105.62</td> <td>-52.11</td> <td>40.74</td> <td>36.28</td> <td>9.97</td> <td>33.48</td> <td>178</td> <td>360</td> <td>PEAK</td> </tr> <tr> <td>4</td> <td>5720.35</td> <td>53.27</td> <td>111.60</td> <td>-58.33</td> <td>40.42</td> <td>36.31</td> <td>10.01</td> <td>33.47</td> <td>178</td> <td>360</td> <td>PEAK</td> </tr> </tbody> </table>	Limit	Read	Ant	Cable Preamp	APos	TPos			Freq	Level	Line	Margin	Level	Factor	Loss Factor	Remark	MHz	dBuV/m	dBuV/m	dB	dBuV	dB/m	dB	dB	1	5617.69	51.52	68.30	-16.78	39.10	36.16	9.79	33.53	178	360	PEAK	2	5650.03	50.70	68.32	-17.62	38.14	36.21	9.86	33.51	178	360	PEAK	3	5701.50	53.51	105.62	-52.11	40.74	36.28	9.97	33.48	178	360	PEAK	4	5720.35	53.27	111.60	-58.33	40.42	36.31	10.01	33.47	178	360	PEAK	<p>Date: 2023-10-12</p> <table border="1"> <thead> <tr> <th>Limit</th> <th>Read</th> <th>Ant</th> <th>Cable Preamp</th> <th>APos</th> <th>TPos</th> <th colspan="2"></th> </tr> <tr> <th>Freq</th> <th>Level</th> <th>Line</th> <th>Margin</th> <th>Level</th> <th>Factor</th> <th>Loss Factor</th> <th>Remark</th> </tr> <tr> <th>MHz</th> <th>dBuV/m</th> <th>dBuV/m</th> <th>dB</th> <th>dBuV</th> <th>dB/m</th> <th>dB</th> <th>dB</th> </tr> </thead> <tbody> <tr> <td>1</td> <td>5745.00</td> <td>105.85</td> <td>-----</td> <td>-----</td> <td>92.90</td> <td>36.34</td> <td>10.06</td> <td>33.45</td> <td>178</td> <td>360</td> <td>PEAK</td> </tr> </tbody> </table>	Limit	Read	Ant	Cable Preamp	APos	TPos			Freq	Level	Line	Margin	Level	Factor	Loss Factor	Remark	MHz	dBuV/m	dBuV/m	dB	dBuV	dB/m	dB	dB	1	5745.00	105.85	-----	-----	92.90	36.34	10.06	33.45	178	360	PEAK
Limit	Read	Ant	Cable Preamp	APos	TPos																																																																																																									
Freq	Level	Line	Margin	Level	Factor	Loss Factor	Remark																																																																																																							
MHz	dBuV/m	dBuV/m	dB	dBuV	dB/m	dB	dB																																																																																																							
1	5617.69	51.52	68.30	-16.78	39.10	36.16	9.79	33.53	178	360	PEAK																																																																																																			
2	5650.03	50.70	68.32	-17.62	38.14	36.21	9.86	33.51	178	360	PEAK																																																																																																			
3	5701.50	53.51	105.62	-52.11	40.74	36.28	9.97	33.48	178	360	PEAK																																																																																																			
4	5720.35	53.27	111.60	-58.33	40.42	36.31	10.01	33.47	178	360	PEAK																																																																																																			
Limit	Read	Ant	Cable Preamp	APos	TPos																																																																																																									
Freq	Level	Line	Margin	Level	Factor	Loss Factor	Remark																																																																																																							
MHz	dBuV/m	dBuV/m	dB	dBuV	dB/m	dB	dB																																																																																																							
1	5745.00	105.85	-----	-----	92.90	36.34	10.06	33.45	178	360	PEAK																																																																																																			
Avg	<p style="text-align: center;">Blank</p>	<p>Date: 2023-10-12</p> <table border="1"> <thead> <tr> <th>Limit</th> <th>Read</th> <th>Ant</th> <th>Cable Preamp</th> <th>APos</th> <th>TPos</th> <th colspan="2"></th> </tr> <tr> <th>Freq</th> <th>Level</th> <th>Line</th> <th>Margin</th> <th>Level</th> <th>Factor</th> <th>Loss Factor</th> <th>Remark</th> </tr> <tr> <th>MHz</th> <th>dBuV/m</th> <th>dBuV/m</th> <th>dB</th> <th>dBuV</th> <th>dB/m</th> <th>dB</th> <th>dB</th> </tr> </thead> <tbody> <tr> <td>1</td> <td>5745.00</td> <td>99.54</td> <td>-----</td> <td>-----</td> <td>86.59</td> <td>36.34</td> <td>10.06</td> <td>33.45</td> <td>178</td> <td>360</td> <td>AVERAGE</td> </tr> </tbody> </table>		Limit	Read	Ant	Cable Preamp	APos	TPos			Freq	Level	Line	Margin	Level	Factor	Loss Factor	Remark	MHz	dBuV/m	dBuV/m	dB	dBuV	dB/m	dB	dB	1	5745.00	99.54	-----	-----	86.59	36.34	10.06	33.45	178	360	AVERAGE																																																																							
Limit	Read	Ant	Cable Preamp	APos	TPos																																																																																																									
Freq	Level	Line	Margin	Level	Factor	Loss Factor	Remark																																																																																																							
MHz	dBuV/m	dBuV/m	dB	dBuV	dB/m	dB	dB																																																																																																							
1	5745.00	99.54	-----	-----	86.59	36.34	10.06	33.45	178	360	AVERAGE																																																																																																			



Mode		32																																																																																																	
		Harmonic																																																																																																	
		U-NII-3_5.725-5.85_802.11ac VHT20_CH149_5745MHz																																																																																																	
Pol.	Horizontal		Vertical																																																																																																
Peak Avg																																																																																																			
	<table border="1"> <thead> <tr> <th>Limit</th> <th>Read</th> <th>Ant</th> <th>Cable</th> <th>Preamp</th> <th>APos</th> <th>TPos</th> <th>Remark</th> </tr> <tr> <th>Freq</th> <th>Level</th> <th>Line</th> <th>Margin</th> <th>Level</th> <th>Factor</th> <th>Loss</th> <th>Factor</th> </tr> <tr> <th>MHz</th> <th>dBuV/m</th> <th>dBuV/m</th> <th>dB</th> <th>dBuV</th> <th>dB/m</th> <th>dB</th> <th>dB</th> </tr> </thead> <tbody> <tr> <td>1</td> <td>11490.00</td> <td>48.15</td> <td>74.00</td> <td>-25.85</td> <td>59.12</td> <td>39.60</td> <td>12.87</td> <td>63.44</td> <td>---</td> <td>---</td> <td>Peak</td> </tr> <tr> <td>2</td> <td>17235.00</td> <td>50.38</td> <td>68.30</td> <td>-17.92</td> <td>55.78</td> <td>44.18</td> <td>15.72</td> <td>65.30</td> <td>---</td> <td>---</td> <td>Peak</td> </tr> </tbody> </table>		Limit	Read	Ant	Cable	Preamp	APos	TPos	Remark	Freq	Level	Line	Margin	Level	Factor	Loss	Factor	MHz	dBuV/m	dBuV/m	dB	dBuV	dB/m	dB	dB	1	11490.00	48.15	74.00	-25.85	59.12	39.60	12.87	63.44	---	---	Peak	2	17235.00	50.38	68.30	-17.92	55.78	44.18	15.72	65.30	---	---	Peak	<table border="1"> <thead> <tr> <th>Limit</th> <th>Read</th> <th>Ant</th> <th>Cable</th> <th>Preamp</th> <th>APos</th> <th>TPos</th> <th>Remark</th> </tr> <tr> <th>Freq</th> <th>Level</th> <th>Line</th> <th>Margin</th> <th>Level</th> <th>Factor</th> <th>Loss</th> <th>Factor</th> </tr> <tr> <th>MHz</th> <th>dBuV/m</th> <th>dBuV/m</th> <th>dB</th> <th>dBuV</th> <th>dB/m</th> <th>dB</th> <th>dB</th> </tr> </thead> <tbody> <tr> <td>1</td> <td>11490.00</td> <td>48.11</td> <td>74.00</td> <td>-25.89</td> <td>59.08</td> <td>39.60</td> <td>12.87</td> <td>63.44</td> <td>---</td> <td>---</td> <td>Peak</td> </tr> <tr> <td>2</td> <td>17235.00</td> <td>50.32</td> <td>68.30</td> <td>-17.98</td> <td>55.72</td> <td>44.18</td> <td>15.72</td> <td>65.30</td> <td>---</td> <td>---</td> <td>Peak</td> </tr> </tbody> </table>		Limit	Read	Ant	Cable	Preamp	APos	TPos	Remark	Freq	Level	Line	Margin	Level	Factor	Loss	Factor	MHz	dBuV/m	dBuV/m	dB	dBuV	dB/m	dB	dB	1	11490.00	48.11	74.00	-25.89	59.08	39.60	12.87	63.44	---	---	Peak	2	17235.00	50.32	68.30	-17.98	55.72	44.18	15.72	65.30	---	---
Limit	Read	Ant	Cable	Preamp	APos	TPos	Remark																																																																																												
Freq	Level	Line	Margin	Level	Factor	Loss	Factor																																																																																												
MHz	dBuV/m	dBuV/m	dB	dBuV	dB/m	dB	dB																																																																																												
1	11490.00	48.15	74.00	-25.85	59.12	39.60	12.87	63.44	---	---	Peak																																																																																								
2	17235.00	50.38	68.30	-17.92	55.78	44.18	15.72	65.30	---	---	Peak																																																																																								
Limit	Read	Ant	Cable	Preamp	APos	TPos	Remark																																																																																												
Freq	Level	Line	Margin	Level	Factor	Loss	Factor																																																																																												
MHz	dBuV/m	dBuV/m	dB	dBuV	dB/m	dB	dB																																																																																												
1	11490.00	48.11	74.00	-25.89	59.08	39.60	12.87	63.44	---	---	Peak																																																																																								
2	17235.00	50.32	68.30	-17.98	55.72	44.18	15.72	65.30	---	---	Peak																																																																																								





Mode	33																																																																																																	
	Harmonic																																																																																																	
	U-NII-3_5.725-5.85_802.11ac VHT20_CH157_5785MHz																																																																																																	
Pol.	Horizontal	Vertical																																																																																																
Peak Avg	<p>Date: 2023-10-13</p> <table border="1"> <thead> <tr> <th>Limit</th> <th>Read</th> <th>Ant</th> <th>Cable</th> <th>Preamp</th> <th>APos</th> <th>TPos</th> <th>Remark</th> </tr> <tr> <th>Freq</th> <th>Level</th> <th>Line</th> <th>Margin</th> <th>Level</th> <th>Factor</th> <th>Loss</th> <th>Factor</th> </tr> <tr> <th>MHz</th> <th>dBuV/m</th> <th>dBuV/m</th> <th>dB</th> <th>dBuV</th> <th>dB/m</th> <th>dB</th> <th>dB</th> </tr> </thead> <tbody> <tr> <td>1</td> <td>11570.00</td> <td>49.56</td> <td>74.00</td> <td>-24.44</td> <td>60.51</td> <td>39.57</td> <td>12.93</td> <td>63.45</td> <td>---</td> <td>---</td> <td>Peak</td> </tr> <tr> <td>2</td> <td>17355.00</td> <td>50.97</td> <td>68.30</td> <td>-17.33</td> <td>56.19</td> <td>44.33</td> <td>15.81</td> <td>65.36</td> <td>---</td> <td>---</td> <td>Peak</td> </tr> </tbody> </table>	Limit	Read	Ant	Cable	Preamp	APos	TPos	Remark	Freq	Level	Line	Margin	Level	Factor	Loss	Factor	MHz	dBuV/m	dBuV/m	dB	dBuV	dB/m	dB	dB	1	11570.00	49.56	74.00	-24.44	60.51	39.57	12.93	63.45	---	---	Peak	2	17355.00	50.97	68.30	-17.33	56.19	44.33	15.81	65.36	---	---	Peak	<p>Date: 2023-10-13</p> <table border="1"> <thead> <tr> <th>Limit</th> <th>Read</th> <th>Ant</th> <th>Cable</th> <th>Preamp</th> <th>APos</th> <th>TPos</th> <th>Remark</th> </tr> <tr> <th>Freq</th> <th>Level</th> <th>Line</th> <th>Margin</th> <th>Level</th> <th>Factor</th> <th>Loss</th> <th>Factor</th> </tr> <tr> <th>MHz</th> <th>dBuV/m</th> <th>dBuV/m</th> <th>dB</th> <th>dBuV</th> <th>dB/m</th> <th>dB</th> <th>dB</th> </tr> </thead> <tbody> <tr> <td>1</td> <td>11570.00</td> <td>48.84</td> <td>74.00</td> <td>-25.16</td> <td>59.79</td> <td>39.57</td> <td>12.93</td> <td>63.45</td> <td>---</td> <td>---</td> <td>Peak</td> </tr> <tr> <td>2</td> <td>17355.00</td> <td>50.43</td> <td>68.30</td> <td>-17.87</td> <td>55.65</td> <td>44.33</td> <td>15.81</td> <td>65.36</td> <td>---</td> <td>---</td> <td>Peak</td> </tr> </tbody> </table>	Limit	Read	Ant	Cable	Preamp	APos	TPos	Remark	Freq	Level	Line	Margin	Level	Factor	Loss	Factor	MHz	dBuV/m	dBuV/m	dB	dBuV	dB/m	dB	dB	1	11570.00	48.84	74.00	-25.16	59.79	39.57	12.93	63.45	---	---	Peak	2	17355.00	50.43	68.30	-17.87	55.65	44.33	15.81	65.36	---	---	Peak
Limit	Read	Ant	Cable	Preamp	APos	TPos	Remark																																																																																											
Freq	Level	Line	Margin	Level	Factor	Loss	Factor																																																																																											
MHz	dBuV/m	dBuV/m	dB	dBuV	dB/m	dB	dB																																																																																											
1	11570.00	49.56	74.00	-24.44	60.51	39.57	12.93	63.45	---	---	Peak																																																																																							
2	17355.00	50.97	68.30	-17.33	56.19	44.33	15.81	65.36	---	---	Peak																																																																																							
Limit	Read	Ant	Cable	Preamp	APos	TPos	Remark																																																																																											
Freq	Level	Line	Margin	Level	Factor	Loss	Factor																																																																																											
MHz	dBuV/m	dBuV/m	dB	dBuV	dB/m	dB	dB																																																																																											
1	11570.00	48.84	74.00	-25.16	59.79	39.57	12.93	63.45	---	---	Peak																																																																																							
2	17355.00	50.43	68.30	-17.87	55.65	44.33	15.81	65.36	---	---	Peak																																																																																							



		34																																																																																																				
Mode		Band Edge																																																																																																				
		U-NII-3_5.725-5.85_802.11ac VHT20_CH165_5825MHz																																																																																																				
Pol.	Horizontal	Fundamental																																																																																																				
Peak	<p style="text-align: right;">Date: 2023-10-12</p> <table border="1"> <thead> <tr> <th>Limit</th> <th>Read</th> <th>Ant</th> <th>Cable</th> <th>Preamp</th> <th>APos</th> <th>TPos</th> <th colspan="2"></th> </tr> <tr> <th>Freq</th> <th>Level</th> <th>Line</th> <th>Margin</th> <th>Level</th> <th>Factor</th> <th>Loss Factor</th> <th>dB</th> <th>cm</th> <th>deg</th> <th>Remark</th> </tr> </thead> <tbody> <tr> <td>1</td> <td>5854.63</td> <td>52.30</td> <td>111.65</td> <td>-59.35</td> <td>38.90</td> <td>36.50</td> <td>10.29</td> <td>33.39</td> <td>187</td> <td>338</td> <td>PEAK</td> </tr> <tr> <td>2</td> <td>5873.63</td> <td>51.32</td> <td>105.58</td> <td>-54.26</td> <td>37.85</td> <td>36.52</td> <td>10.33</td> <td>33.38</td> <td>187</td> <td>338</td> <td>PEAK</td> </tr> <tr> <td>3</td> <td>5924.88</td> <td>51.07</td> <td>68.39</td> <td>-17.32</td> <td>37.39</td> <td>36.59</td> <td>10.44</td> <td>33.35</td> <td>187</td> <td>338</td> <td>PEAK</td> </tr> <tr> <td>4</td> <td>5938.38</td> <td>52.34</td> <td>68.30</td> <td>-15.96</td> <td>38.60</td> <td>36.61</td> <td>10.47</td> <td>33.34</td> <td>187</td> <td>338</td> <td>PEAK</td> </tr> </tbody> </table>	Limit	Read	Ant	Cable	Preamp	APos	TPos			Freq	Level	Line	Margin	Level	Factor	Loss Factor	dB	cm	deg	Remark	1	5854.63	52.30	111.65	-59.35	38.90	36.50	10.29	33.39	187	338	PEAK	2	5873.63	51.32	105.58	-54.26	37.85	36.52	10.33	33.38	187	338	PEAK	3	5924.88	51.07	68.39	-17.32	37.39	36.59	10.44	33.35	187	338	PEAK	4	5938.38	52.34	68.30	-15.96	38.60	36.61	10.47	33.34	187	338	PEAK	<p style="text-align: right;">Date: 2023-10-12</p> <table border="1"> <thead> <tr> <th>Limit</th> <th>Read</th> <th>Ant</th> <th>Cable</th> <th>Preamp</th> <th>APos</th> <th>TPos</th> <th colspan="2"></th> </tr> <tr> <th>Freq</th> <th>Level</th> <th>Line</th> <th>Margin</th> <th>Level</th> <th>Factor</th> <th>Loss Factor</th> <th>dB</th> <th>cm</th> <th>deg</th> <th>Remark</th> </tr> </thead> <tbody> <tr> <td>1</td> <td>5825.00</td> <td>102.31</td> <td>-----</td> <td>-----</td> <td>89.01</td> <td>36.46</td> <td>10.24</td> <td>33.40</td> <td>187</td> <td>338</td> <td>PEAK</td> </tr> </tbody> </table>	Limit	Read	Ant	Cable	Preamp	APos	TPos			Freq	Level	Line	Margin	Level	Factor	Loss Factor	dB	cm	deg	Remark	1	5825.00	102.31	-----	-----	89.01	36.46	10.24	33.40	187	338	PEAK
	Limit	Read	Ant	Cable	Preamp	APos	TPos																																																																																															
Freq	Level	Line	Margin	Level	Factor	Loss Factor	dB	cm	deg	Remark																																																																																												
1	5854.63	52.30	111.65	-59.35	38.90	36.50	10.29	33.39	187	338	PEAK																																																																																											
2	5873.63	51.32	105.58	-54.26	37.85	36.52	10.33	33.38	187	338	PEAK																																																																																											
3	5924.88	51.07	68.39	-17.32	37.39	36.59	10.44	33.35	187	338	PEAK																																																																																											
4	5938.38	52.34	68.30	-15.96	38.60	36.61	10.47	33.34	187	338	PEAK																																																																																											
Limit	Read	Ant	Cable	Preamp	APos	TPos																																																																																																
Freq	Level	Line	Margin	Level	Factor	Loss Factor	dB	cm	deg	Remark																																																																																												
1	5825.00	102.31	-----	-----	89.01	36.46	10.24	33.40	187	338	PEAK																																																																																											
Avg	Blank	<p style="text-align: right;">Date: 2023-10-12</p> <table border="1"> <thead> <tr> <th>Limit</th> <th>Read</th> <th>Ant</th> <th>Cable</th> <th>Preamp</th> <th>APos</th> <th>TPos</th> <th colspan="2"></th> </tr> <tr> <th>Freq</th> <th>Level</th> <th>Line</th> <th>Margin</th> <th>Level</th> <th>Factor</th> <th>Loss Factor</th> <th>dB</th> <th>cm</th> <th>deg</th> <th>Remark</th> </tr> </thead> <tbody> <tr> <td>1</td> <td>5825.00</td> <td>95.95</td> <td>-----</td> <td>-----</td> <td>82.68</td> <td>36.45</td> <td>10.23</td> <td>33.41</td> <td>187</td> <td>338</td> <td>AVERAGE</td> </tr> </tbody> </table>		Limit	Read	Ant	Cable	Preamp	APos	TPos			Freq	Level	Line	Margin	Level	Factor	Loss Factor	dB	cm	deg	Remark	1	5825.00	95.95	-----	-----	82.68	36.45	10.23	33.41	187	338	AVERAGE																																																																			
Limit	Read	Ant	Cable	Preamp	APos	TPos																																																																																																
Freq	Level	Line	Margin	Level	Factor	Loss Factor	dB	cm	deg	Remark																																																																																												
1	5825.00	95.95	-----	-----	82.68	36.45	10.23	33.41	187	338	AVERAGE																																																																																											



		34																																																																																																													
Mode		Band Edge																																																																																																													
		U-NII-3_5.725-5.85_802.11ac VHT20_CH165_5825MHz																																																																																																													
Pol.	Vertical	Fundamental																																																																																																													
Peak	<table border="1"> <thead> <tr> <th>Limit</th> <th>Read</th> <th>Ant</th> <th>Cable Preamp</th> <th>Apos</th> <th>TPos</th> <th>Remark</th> </tr> <tr> <th>Freq</th> <th>Level</th> <th>Line</th> <th>Margin</th> <th>Level</th> <th>Factor</th> <th>Loss Factor</th> <th>Apos</th> <th>TPos</th> <th>Remark</th> </tr> <tr> <th>MHz</th> <th>dBuV/m</th> <th>dBuV/m</th> <th>dB</th> <th>dBuV</th> <th>dB/m</th> <th>dB</th> <th>dB</th> <th>cm</th> <th>deg</th> </tr> </thead> <tbody> <tr> <td>1</td> <td>5855.00</td> <td>52.12</td> <td>110.80</td> <td>-58.68</td> <td>38.72</td> <td>36.50</td> <td>10.29</td> <td>33.39</td> <td>210</td> <td>14 PEAK</td> </tr> <tr> <td>2</td> <td>5874.13</td> <td>52.60</td> <td>105.44</td> <td>-52.84</td> <td>39.13</td> <td>36.52</td> <td>10.33</td> <td>33.38</td> <td>210</td> <td>14 PEAK</td> </tr> <tr> <td>3</td> <td>5923.75</td> <td>52.20</td> <td>69.22</td> <td>-17.02</td> <td>38.52</td> <td>36.59</td> <td>10.44</td> <td>33.35</td> <td>210</td> <td>14 PEAK</td> </tr> <tr> <td>4</td> <td>5944.50</td> <td>52.28</td> <td>68.30</td> <td>-16.02</td> <td>38.51</td> <td>36.62</td> <td>10.48</td> <td>33.33</td> <td>210</td> <td>14 PEAK</td> </tr> </tbody> </table>	Limit	Read	Ant	Cable Preamp	Apos	TPos	Remark	Freq	Level	Line	Margin	Level	Factor	Loss Factor	Apos	TPos	Remark	MHz	dBuV/m	dBuV/m	dB	dBuV	dB/m	dB	dB	cm	deg	1	5855.00	52.12	110.80	-58.68	38.72	36.50	10.29	33.39	210	14 PEAK	2	5874.13	52.60	105.44	-52.84	39.13	36.52	10.33	33.38	210	14 PEAK	3	5923.75	52.20	69.22	-17.02	38.52	36.59	10.44	33.35	210	14 PEAK	4	5944.50	52.28	68.30	-16.02	38.51	36.62	10.48	33.33	210	14 PEAK	<table border="1"> <thead> <tr> <th>Limit</th> <th>Read</th> <th>Ant</th> <th>Cable Preamp</th> <th>Apos</th> <th>TPos</th> <th>Remark</th> </tr> <tr> <th>Freq</th> <th>Level</th> <th>Line</th> <th>Margin</th> <th>Level</th> <th>Factor</th> <th>Loss Factor</th> <th>Apos</th> <th>TPos</th> <th>Remark</th> </tr> <tr> <th>MHz</th> <th>dBuV/m</th> <th>dBuV/m</th> <th>dB</th> <th>dBuV</th> <th>dB/m</th> <th>dB</th> <th>dB</th> <th>cm</th> <th>deg</th> </tr> </thead> <tbody> <tr> <td>1</td> <td>5825.00</td> <td>106.13</td> <td>-----</td> <td>-----</td> <td>92.86</td> <td>36.45</td> <td>10.23</td> <td>33.41</td> <td>210</td> <td>14 PEAK</td> </tr> </tbody> </table>	Limit	Read	Ant	Cable Preamp	Apos	TPos	Remark	Freq	Level	Line	Margin	Level	Factor	Loss Factor	Apos	TPos	Remark	MHz	dBuV/m	dBuV/m	dB	dBuV	dB/m	dB	dB	cm	deg	1	5825.00	106.13	-----	-----	92.86	36.45	10.23	33.41	210	14 PEAK
	Limit	Read	Ant	Cable Preamp	Apos	TPos	Remark																																																																																																								
Freq	Level	Line	Margin	Level	Factor	Loss Factor	Apos	TPos	Remark																																																																																																						
MHz	dBuV/m	dBuV/m	dB	dBuV	dB/m	dB	dB	cm	deg																																																																																																						
1	5855.00	52.12	110.80	-58.68	38.72	36.50	10.29	33.39	210	14 PEAK																																																																																																					
2	5874.13	52.60	105.44	-52.84	39.13	36.52	10.33	33.38	210	14 PEAK																																																																																																					
3	5923.75	52.20	69.22	-17.02	38.52	36.59	10.44	33.35	210	14 PEAK																																																																																																					
4	5944.50	52.28	68.30	-16.02	38.51	36.62	10.48	33.33	210	14 PEAK																																																																																																					
Limit	Read	Ant	Cable Preamp	Apos	TPos	Remark																																																																																																									
Freq	Level	Line	Margin	Level	Factor	Loss Factor	Apos	TPos	Remark																																																																																																						
MHz	dBuV/m	dBuV/m	dB	dBuV	dB/m	dB	dB	cm	deg																																																																																																						
1	5825.00	106.13	-----	-----	92.86	36.45	10.23	33.41	210	14 PEAK																																																																																																					
Avg	Blank	<table border="1"> <thead> <tr> <th>Limit</th> <th>Read</th> <th>Ant</th> <th>Cable Preamp</th> <th>Apos</th> <th>TPos</th> <th>Remark</th> </tr> <tr> <th>Freq</th> <th>Level</th> <th>Line</th> <th>Margin</th> <th>Level</th> <th>Factor</th> <th>Loss Factor</th> <th>Apos</th> <th>TPos</th> <th>Remark</th> </tr> <tr> <th>MHz</th> <th>dBuV/m</th> <th>dBuV/m</th> <th>dB</th> <th>dBuV</th> <th>dB/m</th> <th>dB</th> <th>dB</th> <th>cm</th> <th>deg</th> </tr> </thead> <tbody> <tr> <td>1</td> <td>5825.00</td> <td>99.11</td> <td>-----</td> <td>-----</td> <td>85.84</td> <td>36.45</td> <td>10.23</td> <td>33.41</td> <td>210</td> <td>14 AVERAGE</td> </tr> </tbody> </table>		Limit	Read	Ant	Cable Preamp	Apos	TPos	Remark	Freq	Level	Line	Margin	Level	Factor	Loss Factor	Apos	TPos	Remark	MHz	dBuV/m	dBuV/m	dB	dBuV	dB/m	dB	dB	cm	deg	1	5825.00	99.11	-----	-----	85.84	36.45	10.23	33.41	210	14 AVERAGE																																																																						
Limit	Read	Ant	Cable Preamp	Apos	TPos	Remark																																																																																																									
Freq	Level	Line	Margin	Level	Factor	Loss Factor	Apos	TPos	Remark																																																																																																						
MHz	dBuV/m	dBuV/m	dB	dBuV	dB/m	dB	dB	cm	deg																																																																																																						
1	5825.00	99.11	-----	-----	85.84	36.45	10.23	33.41	210	14 AVERAGE																																																																																																					



Mode	34																																																																																																					
	Harmonic																																																																																																					
	U-NII-3_5.725-5.85_802.11ac VHT20_CH165_5825MHz																																																																																																					
Pol.	Horizontal	Vertical																																																																																																				
Peak Avg	<table border="1"> <thead> <tr> <th>Limit</th> <th>Read</th> <th>Ant</th> <th>Cable</th> <th>Preamp</th> <th>APos</th> <th>TPos</th> <th>Remark</th> </tr> <tr> <th>Freq</th> <th>Level</th> <th>Line</th> <th>Margin</th> <th>Level</th> <th>Factor</th> <th>Loss</th> <th>Factor</th> </tr> <tr> <th>MHz</th> <th>dBuV/m</th> <th>dBuV/m</th> <th>dB</th> <th>dBuV</th> <th>dB/m</th> <th>dB</th> <th>dB</th> <th>cm</th> <th>deg</th> </tr> </thead> <tbody> <tr> <td>1</td> <td>11650.00</td> <td>49.98</td> <td>74.00</td> <td>-24.02</td> <td>60.90</td> <td>39.54</td> <td>12.99</td> <td>63.45</td> <td>---</td> <td>---</td> <td>Peak</td> </tr> <tr> <td>2</td> <td>17475.00</td> <td>50.62</td> <td>68.30</td> <td>-17.68</td> <td>55.68</td> <td>44.47</td> <td>15.90</td> <td>65.43</td> <td>---</td> <td>---</td> <td>Peak</td> </tr> </tbody> </table>	Limit	Read	Ant	Cable	Preamp	APos	TPos	Remark	Freq	Level	Line	Margin	Level	Factor	Loss	Factor	MHz	dBuV/m	dBuV/m	dB	dBuV	dB/m	dB	dB	cm	deg	1	11650.00	49.98	74.00	-24.02	60.90	39.54	12.99	63.45	---	---	Peak	2	17475.00	50.62	68.30	-17.68	55.68	44.47	15.90	65.43	---	---	Peak	<table border="1"> <thead> <tr> <th>Limit</th> <th>Read</th> <th>Ant</th> <th>Cable</th> <th>Preamp</th> <th>APos</th> <th>TPos</th> <th>Remark</th> </tr> <tr> <th>Freq</th> <th>Level</th> <th>Line</th> <th>Margin</th> <th>Level</th> <th>Factor</th> <th>Loss</th> <th>Factor</th> </tr> <tr> <th>MHz</th> <th>dBuV/m</th> <th>dBuV/m</th> <th>dB</th> <th>dBuV</th> <th>dB/m</th> <th>dB</th> <th>dB</th> <th>cm</th> <th>deg</th> </tr> </thead> <tbody> <tr> <td>1</td> <td>11650.00</td> <td>49.00</td> <td>74.00</td> <td>-25.00</td> <td>59.92</td> <td>39.54</td> <td>12.99</td> <td>63.45</td> <td>---</td> <td>---</td> <td>Peak</td> </tr> <tr> <td>2</td> <td>17475.00</td> <td>50.83</td> <td>68.30</td> <td>-17.47</td> <td>55.89</td> <td>44.47</td> <td>15.90</td> <td>65.43</td> <td>---</td> <td>---</td> <td>Peak</td> </tr> </tbody> </table>	Limit	Read	Ant	Cable	Preamp	APos	TPos	Remark	Freq	Level	Line	Margin	Level	Factor	Loss	Factor	MHz	dBuV/m	dBuV/m	dB	dBuV	dB/m	dB	dB	cm	deg	1	11650.00	49.00	74.00	-25.00	59.92	39.54	12.99	63.45	---	---	Peak	2	17475.00	50.83	68.30	-17.47	55.89	44.47	15.90	65.43	---	---	Peak
	Limit	Read	Ant	Cable	Preamp	APos	TPos	Remark																																																																																														
Freq	Level	Line	Margin	Level	Factor	Loss	Factor																																																																																															
MHz	dBuV/m	dBuV/m	dB	dBuV	dB/m	dB	dB	cm	deg																																																																																													
1	11650.00	49.98	74.00	-24.02	60.90	39.54	12.99	63.45	---	---	Peak																																																																																											
2	17475.00	50.62	68.30	-17.68	55.68	44.47	15.90	65.43	---	---	Peak																																																																																											
Limit	Read	Ant	Cable	Preamp	APos	TPos	Remark																																																																																															
Freq	Level	Line	Margin	Level	Factor	Loss	Factor																																																																																															
MHz	dBuV/m	dBuV/m	dB	dBuV	dB/m	dB	dB	cm	deg																																																																																													
1	11650.00	49.00	74.00	-25.00	59.92	39.54	12.99	63.45	---	---	Peak																																																																																											
2	17475.00	50.83	68.30	-17.47	55.89	44.47	15.90	65.43	---	---	Peak																																																																																											



		35																																																																																																
Mode		Band Edge - L																																																																																																
		U-NII-3_5.725-5.85_802.11ac VHT40_CH151_5755MHz																																																																																																
Pol.	Horizontal	Fundamental																																																																																																
Peak	<p>Date: 2023-10-12</p> <table border="1"> <thead> <tr> <th>Limit</th> <th>Read</th> <th>Ant</th> <th>Cable</th> <th>Preamp</th> <th>APos</th> <th>TPos</th> <th colspan="2"></th> </tr> <tr> <th>Freq</th> <th>Level</th> <th>Line</th> <th>Margin</th> <th>Level</th> <th>Factor</th> <th>Loss Factor</th> <th>dB</th> <th>deg</th> </tr> </thead> <tbody> <tr> <td>1</td> <td>5628.06</td> <td>51.88</td> <td>68.30</td> <td>-16.42</td> <td>39.41</td> <td>36.18</td> <td>9.81</td> <td>33.52</td> <td>187</td> <td>331</td> <td>PEAK</td> </tr> <tr> <td>2</td> <td>5650.38</td> <td>51.27</td> <td>68.58</td> <td>-17.31</td> <td>38.71</td> <td>36.21</td> <td>9.86</td> <td>33.51</td> <td>187</td> <td>331</td> <td>PEAK</td> </tr> <tr> <td>3</td> <td>5700.29</td> <td>51.46</td> <td>105.28</td> <td>-53.82</td> <td>38.69</td> <td>36.28</td> <td>9.97</td> <td>33.48</td> <td>187</td> <td>331</td> <td>PEAK</td> </tr> <tr> <td>4</td> <td>5720.13</td> <td>53.44</td> <td>111.09</td> <td>-57.65</td> <td>40.59</td> <td>36.31</td> <td>10.01</td> <td>33.47</td> <td>187</td> <td>331</td> <td>PEAK</td> </tr> </tbody> </table>	Limit	Read	Ant	Cable	Preamp	APos	TPos			Freq	Level	Line	Margin	Level	Factor	Loss Factor	dB	deg	1	5628.06	51.88	68.30	-16.42	39.41	36.18	9.81	33.52	187	331	PEAK	2	5650.38	51.27	68.58	-17.31	38.71	36.21	9.86	33.51	187	331	PEAK	3	5700.29	51.46	105.28	-53.82	38.69	36.28	9.97	33.48	187	331	PEAK	4	5720.13	53.44	111.09	-57.65	40.59	36.31	10.01	33.47	187	331	PEAK	<p>Date: 2023-10-12</p> <table border="1"> <thead> <tr> <th>Limit</th> <th>Read</th> <th>Ant</th> <th>Cable</th> <th>Preamp</th> <th>APos</th> <th>TPos</th> <th colspan="2"></th> </tr> <tr> <th>Freq</th> <th>Level</th> <th>Line</th> <th>Margin</th> <th>Level</th> <th>Factor</th> <th>Loss Factor</th> <th>dB</th> <th>deg</th> </tr> </thead> <tbody> <tr> <td>1</td> <td>5755.00</td> <td>97.05</td> <td>-----</td> <td>-----</td> <td>84.10</td> <td>36.34</td> <td>10.06</td> <td>33.45</td> <td>187</td> <td>331</td> <td>PEAK</td> </tr> </tbody> </table>	Limit	Read	Ant	Cable	Preamp	APos	TPos			Freq	Level	Line	Margin	Level	Factor	Loss Factor	dB	deg	1	5755.00	97.05	-----	-----	84.10	36.34	10.06	33.45	187	331	PEAK
Limit	Read	Ant	Cable	Preamp	APos	TPos																																																																																												
Freq	Level	Line	Margin	Level	Factor	Loss Factor	dB	deg																																																																																										
1	5628.06	51.88	68.30	-16.42	39.41	36.18	9.81	33.52	187	331	PEAK																																																																																							
2	5650.38	51.27	68.58	-17.31	38.71	36.21	9.86	33.51	187	331	PEAK																																																																																							
3	5700.29	51.46	105.28	-53.82	38.69	36.28	9.97	33.48	187	331	PEAK																																																																																							
4	5720.13	53.44	111.09	-57.65	40.59	36.31	10.01	33.47	187	331	PEAK																																																																																							
Limit	Read	Ant	Cable	Preamp	APos	TPos																																																																																												
Freq	Level	Line	Margin	Level	Factor	Loss Factor	dB	deg																																																																																										
1	5755.00	97.05	-----	-----	84.10	36.34	10.06	33.45	187	331	PEAK																																																																																							
Avg	<p style="text-align: center;"><b>Blank</b></p>	<p>Date: 2023-10-12</p> <table border="1"> <thead> <tr> <th>Limit</th> <th>Read</th> <th>Ant</th> <th>Cable</th> <th>Preamp</th> <th>APos</th> <th>TPos</th> <th colspan="2"></th> </tr> <tr> <th>Freq</th> <th>Level</th> <th>Line</th> <th>Margin</th> <th>Level</th> <th>Factor</th> <th>Loss Factor</th> <th>dB</th> <th>deg</th> </tr> </thead> <tbody> <tr> <td>1</td> <td>5755.00</td> <td>90.31</td> <td>-----</td> <td>-----</td> <td>77.36</td> <td>36.34</td> <td>10.06</td> <td>33.45</td> <td>187</td> <td>331</td> <td>AVERAGE</td> </tr> </tbody> </table>		Limit	Read	Ant	Cable	Preamp	APos	TPos			Freq	Level	Line	Margin	Level	Factor	Loss Factor	dB	deg	1	5755.00	90.31	-----	-----	77.36	36.34	10.06	33.45	187	331	AVERAGE																																																																	
Limit	Read	Ant	Cable	Preamp	APos	TPos																																																																																												
Freq	Level	Line	Margin	Level	Factor	Loss Factor	dB	deg																																																																																										
1	5755.00	90.31	-----	-----	77.36	36.34	10.06	33.45	187	331	AVERAGE																																																																																							



Mode	35																																																																			
	Band Edge - R																																																																			
	U-NII-3_5.725-5.85_802.11ac VHT40_CH151_5755MHz																																																																			
Pol.	Horizontal	Fundamental																																																																		
Peak	<p>Date: 2023-10-12</p> <table border="1"> <thead> <tr> <th>Limit</th> <th>Read</th> <th>Ant</th> <th>Cable</th> <th>Preamp</th> <th>APos</th> <th>TPos</th> </tr> <tr> <th>Freq</th> <th>Level</th> <th>Line</th> <th>Margin</th> <th>Level</th> <th>Factor</th> <th>Loss</th> <th>Factor</th> <th>cm</th> <th>deg</th> <th>Remark</th> </tr> </thead> <tbody> <tr> <td>1</td> <td>5854.84</td> <td>49.42</td> <td>111.17</td> <td>-61.75</td> <td>36.02</td> <td>36.50</td> <td>10.29</td> <td>33.39</td> <td>187</td> <td>331</td> <td>PEAK</td> </tr> <tr> <td>2</td> <td>5872.78</td> <td>51.67</td> <td>105.82</td> <td>-54.15</td> <td>38.20</td> <td>36.52</td> <td>10.33</td> <td>33.38</td> <td>187</td> <td>331</td> <td>PEAK</td> </tr> <tr> <td>3</td> <td>5924.65</td> <td>52.24</td> <td>68.56</td> <td>-16.32</td> <td>38.56</td> <td>36.59</td> <td>10.44</td> <td>33.35</td> <td>187</td> <td>331</td> <td>PEAK</td> </tr> <tr> <td>4</td> <td>5944.93</td> <td>52.16</td> <td>68.30</td> <td>-16.14</td> <td>38.39</td> <td>36.62</td> <td>10.48</td> <td>33.33</td> <td>187</td> <td>331</td> <td>PEAK</td> </tr> </tbody> </table>	Limit	Read	Ant	Cable	Preamp	APos	TPos	Freq	Level	Line	Margin	Level	Factor	Loss	Factor	cm	deg	Remark	1	5854.84	49.42	111.17	-61.75	36.02	36.50	10.29	33.39	187	331	PEAK	2	5872.78	51.67	105.82	-54.15	38.20	36.52	10.33	33.38	187	331	PEAK	3	5924.65	52.24	68.56	-16.32	38.56	36.59	10.44	33.35	187	331	PEAK	4	5944.93	52.16	68.30	-16.14	38.39	36.62	10.48	33.33	187	331	PEAK	Blank
Limit	Read	Ant	Cable	Preamp	APos	TPos																																																														
Freq	Level	Line	Margin	Level	Factor	Loss	Factor	cm	deg	Remark																																																										
1	5854.84	49.42	111.17	-61.75	36.02	36.50	10.29	33.39	187	331	PEAK																																																									
2	5872.78	51.67	105.82	-54.15	38.20	36.52	10.33	33.38	187	331	PEAK																																																									
3	5924.65	52.24	68.56	-16.32	38.56	36.59	10.44	33.35	187	331	PEAK																																																									
4	5944.93	52.16	68.30	-16.14	38.39	36.62	10.48	33.33	187	331	PEAK																																																									



		35																																																																																													
Mode		Band Edge - L																																																																																													
		U-NII-3_5.725-5.85_802.11ac VHT40_CH151_5755MHz																																																																																													
Pol.	Vertical	Fundamental																																																																																													
Peak	<p>Date: 2023-10-12</p> <table border="1"> <thead> <tr> <th>Limit</th> <th>Read</th> <th>Ant</th> <th>Cable Preamp</th> <th>APos</th> <th>TPos</th> <th colspan="2"></th> </tr> <tr> <th>Freq</th> <th>Level</th> <th>Line</th> <th>Margin</th> <th>Level</th> <th>Factor</th> <th>Loss Factor</th> <th>dB</th> <th>cm</th> <th>deg</th> <th>Remark</th> </tr> </thead> <tbody> <tr> <td>1</td> <td>5618.60</td> <td>52.81</td> <td>68.30</td> <td>-15.49</td> <td>40.38</td> <td>36.17</td> <td>9.79</td> <td>33.53</td> <td>193</td> <td>18 PEAK</td> </tr> <tr> <td>2</td> <td>5650.07</td> <td>52.16</td> <td>68.35</td> <td>-16.19</td> <td>39.60</td> <td>36.21</td> <td>9.86</td> <td>33.51</td> <td>193</td> <td>18 PEAK</td> </tr> <tr> <td>3</td> <td>5702.77</td> <td>53.62</td> <td>105.98</td> <td>-52.36</td> <td>40.85</td> <td>36.28</td> <td>9.97</td> <td>33.48</td> <td>193</td> <td>18 PEAK</td> </tr> <tr> <td>4</td> <td>5720.13</td> <td>52.78</td> <td>111.09</td> <td>-58.31</td> <td>39.93</td> <td>36.31</td> <td>10.01</td> <td>33.47</td> <td>193</td> <td>18 PEAK</td> </tr> </tbody> </table>	Limit	Read	Ant	Cable Preamp	APos	TPos			Freq	Level	Line	Margin	Level	Factor	Loss Factor	dB	cm	deg	Remark	1	5618.60	52.81	68.30	-15.49	40.38	36.17	9.79	33.53	193	18 PEAK	2	5650.07	52.16	68.35	-16.19	39.60	36.21	9.86	33.51	193	18 PEAK	3	5702.77	53.62	105.98	-52.36	40.85	36.28	9.97	33.48	193	18 PEAK	4	5720.13	52.78	111.09	-58.31	39.93	36.31	10.01	33.47	193	18 PEAK	<p>Date: 2023-10-12</p> <table border="1"> <thead> <tr> <th>Limit</th> <th>Read</th> <th>Ant</th> <th>Cable Preamp</th> <th>APos</th> <th>TPos</th> <th colspan="2"></th> </tr> <tr> <th>Freq</th> <th>Level</th> <th>Line</th> <th>Margin</th> <th>Level</th> <th>Factor</th> <th>Loss Factor</th> <th>dB</th> <th>cm</th> <th>deg</th> <th>Remark</th> </tr> </thead> <tbody> <tr> <td>1</td> <td>5755.00</td> <td>101.15</td> <td>-----</td> <td>-----</td> <td>88.17</td> <td>36.35</td> <td>10.08</td> <td>33.45</td> <td>193</td> <td>18 PEAK</td> </tr> </tbody> </table>	Limit	Read	Ant	Cable Preamp	APos	TPos			Freq	Level	Line	Margin	Level	Factor	Loss Factor	dB	cm	deg	Remark	1	5755.00	101.15	-----	-----	88.17	36.35	10.08	33.45	193	18 PEAK
	Limit	Read	Ant	Cable Preamp	APos	TPos																																																																																									
Freq	Level	Line	Margin	Level	Factor	Loss Factor	dB	cm	deg	Remark																																																																																					
1	5618.60	52.81	68.30	-15.49	40.38	36.17	9.79	33.53	193	18 PEAK																																																																																					
2	5650.07	52.16	68.35	-16.19	39.60	36.21	9.86	33.51	193	18 PEAK																																																																																					
3	5702.77	53.62	105.98	-52.36	40.85	36.28	9.97	33.48	193	18 PEAK																																																																																					
4	5720.13	52.78	111.09	-58.31	39.93	36.31	10.01	33.47	193	18 PEAK																																																																																					
Limit	Read	Ant	Cable Preamp	APos	TPos																																																																																										
Freq	Level	Line	Margin	Level	Factor	Loss Factor	dB	cm	deg	Remark																																																																																					
1	5755.00	101.15	-----	-----	88.17	36.35	10.08	33.45	193	18 PEAK																																																																																					
Avg	Blank	<p>Date: 2023-10-12</p> <table border="1"> <thead> <tr> <th>Limit</th> <th>Read</th> <th>Ant</th> <th>Cable Preamp</th> <th>APos</th> <th>TPos</th> <th colspan="2"></th> </tr> <tr> <th>Freq</th> <th>Level</th> <th>Line</th> <th>Margin</th> <th>Level</th> <th>Factor</th> <th>Loss Factor</th> <th>dB</th> <th>cm</th> <th>deg</th> <th>Remark</th> </tr> </thead> <tbody> <tr> <td>1</td> <td>5755.00</td> <td>94.22</td> <td>-----</td> <td>-----</td> <td>81.22</td> <td>36.36</td> <td>10.09</td> <td>33.45</td> <td>193</td> <td>18 AVERAGE</td> </tr> </tbody> </table>		Limit	Read	Ant	Cable Preamp	APos	TPos			Freq	Level	Line	Margin	Level	Factor	Loss Factor	dB	cm	deg	Remark	1	5755.00	94.22	-----	-----	81.22	36.36	10.09	33.45	193	18 AVERAGE																																																														
Limit	Read	Ant	Cable Preamp	APos	TPos																																																																																										
Freq	Level	Line	Margin	Level	Factor	Loss Factor	dB	cm	deg	Remark																																																																																					
1	5755.00	94.22	-----	-----	81.22	36.36	10.09	33.45	193	18 AVERAGE																																																																																					



Mode	35																																																																														
	Band Edge - R																																																																														
	U-NII-3_5.725-5.85_802.11ac VHT40_CH151_5755MHz																																																																														
Pol.	Vertical	Fundamental																																																																													
Peak	<p>Date: 2023-10-12</p> <table border="1"> <thead> <tr> <th>Limit</th> <th>Read</th> <th>Ant</th> <th>Cable</th> <th>Preamp</th> <th>APos</th> <th>TPos</th> <th colspan="2">Remark</th> </tr> <tr> <th>Freq</th> <th>Level</th> <th>Line</th> <th>Margin</th> <th>Level</th> <th>Factor</th> <th>Loss</th> <th>Factor</th> <th>cm</th> <th>deg</th> </tr> <tr> <th>MHz</th> <th>dBuV/m</th> <th>dBuV/m</th> <th>dB</th> <th>dBuV</th> <th>dB/m</th> <th>dB</th> <th>dB</th> <th>cm</th> <th>deg</th> </tr> </thead> <tbody> <tr> <td>1</td> <td>5854.65</td> <td>51.94</td> <td>111.61</td> <td>-59.67</td> <td>38.54</td> <td>36.50</td> <td>10.29</td> <td>33.39</td> <td>193</td> <td>18</td> <td>PEAK</td> </tr> <tr> <td>2</td> <td>5872.59</td> <td>51.52</td> <td>105.88</td> <td>-54.36</td> <td>38.05</td> <td>36.52</td> <td>10.33</td> <td>33.38</td> <td>193</td> <td>18</td> <td>PEAK</td> </tr> <tr> <td>3</td> <td>5924.85</td> <td>50.48</td> <td>68.41</td> <td>-17.93</td> <td>36.80</td> <td>36.59</td> <td>10.44</td> <td>33.35</td> <td>193</td> <td>18</td> <td>PEAK</td> </tr> <tr> <td>4</td> <td>5944.74</td> <td>52.25</td> <td>68.30</td> <td>-16.05</td> <td>38.48</td> <td>36.62</td> <td>10.48</td> <td>33.33</td> <td>193</td> <td>18</td> <td>PEAK</td> </tr> </tbody> </table>	Limit	Read	Ant	Cable	Preamp	APos	TPos	Remark		Freq	Level	Line	Margin	Level	Factor	Loss	Factor	cm	deg	MHz	dBuV/m	dBuV/m	dB	dBuV	dB/m	dB	dB	cm	deg	1	5854.65	51.94	111.61	-59.67	38.54	36.50	10.29	33.39	193	18	PEAK	2	5872.59	51.52	105.88	-54.36	38.05	36.52	10.33	33.38	193	18	PEAK	3	5924.85	50.48	68.41	-17.93	36.80	36.59	10.44	33.35	193	18	PEAK	4	5944.74	52.25	68.30	-16.05	38.48	36.62	10.48	33.33	193	18	PEAK	Blank
Limit	Read	Ant	Cable	Preamp	APos	TPos	Remark																																																																								
Freq	Level	Line	Margin	Level	Factor	Loss	Factor	cm	deg																																																																						
MHz	dBuV/m	dBuV/m	dB	dBuV	dB/m	dB	dB	cm	deg																																																																						
1	5854.65	51.94	111.61	-59.67	38.54	36.50	10.29	33.39	193	18	PEAK																																																																				
2	5872.59	51.52	105.88	-54.36	38.05	36.52	10.33	33.38	193	18	PEAK																																																																				
3	5924.85	50.48	68.41	-17.93	36.80	36.59	10.44	33.35	193	18	PEAK																																																																				
4	5944.74	52.25	68.30	-16.05	38.48	36.62	10.48	33.33	193	18	PEAK																																																																				





Mode	35																																																																									
	Harmonic																																																																									
	U-NII-3_5.725-5.85_802.11ac VHT40_CH151_5755MHz																																																																									
Pol.	Horizontal	Vertical																																																																								
Peak Avg	<table border="1"> <thead> <tr> <th>Peak</th> <th>Freq (MHz)</th> <th>Level (dBuV/m)</th> <th>Limit (dBuV/m)</th> <th>Margin (dB)</th> <th>Read (dBuV)</th> <th>Ant Factor (dB/n)</th> <th>Cable Loss (dB)</th> <th>Preamp Loss (dB)</th> <th>APos (cm)</th> <th>TPos (deg)</th> <th>Remark</th> </tr> </thead> <tbody> <tr> <td>1</td> <td>11510.00</td> <td>49.81</td> <td>74.00</td> <td>-24.19</td> <td>60.77</td> <td>39.60</td> <td>12.89</td> <td>63.45</td> <td>---</td> <td>---</td> <td>Peak</td> </tr> <tr> <td>2</td> <td>17265.00</td> <td>50.17</td> <td>68.30</td> <td>-18.13</td> <td>55.53</td> <td>44.22</td> <td>15.74</td> <td>65.32</td> <td>---</td> <td>---</td> <td>Peak</td> </tr> </tbody> </table>	Peak	Freq (MHz)	Level (dBuV/m)	Limit (dBuV/m)	Margin (dB)	Read (dBuV)	Ant Factor (dB/n)	Cable Loss (dB)	Preamp Loss (dB)	APos (cm)	TPos (deg)	Remark	1	11510.00	49.81	74.00	-24.19	60.77	39.60	12.89	63.45	---	---	Peak	2	17265.00	50.17	68.30	-18.13	55.53	44.22	15.74	65.32	---	---	Peak	<table border="1"> <thead> <tr> <th>Peak</th> <th>Freq (MHz)</th> <th>Level (dBuV/m)</th> <th>Limit (dBuV/m)</th> <th>Margin (dB)</th> <th>Read (dBuV)</th> <th>Ant Factor (dB/n)</th> <th>Cable Loss (dB)</th> <th>Preamp Loss (dB)</th> <th>APos (cm)</th> <th>TPos (deg)</th> <th>Remark</th> </tr> </thead> <tbody> <tr> <td>1</td> <td>11510.00</td> <td>49.54</td> <td>74.00</td> <td>-24.46</td> <td>60.50</td> <td>39.60</td> <td>12.89</td> <td>63.45</td> <td>---</td> <td>---</td> <td>Peak</td> </tr> <tr> <td>2</td> <td>17265.00</td> <td>51.74</td> <td>68.30</td> <td>-16.56</td> <td>57.10</td> <td>44.22</td> <td>15.74</td> <td>65.32</td> <td>---</td> <td>---</td> <td>Peak</td> </tr> </tbody> </table>	Peak	Freq (MHz)	Level (dBuV/m)	Limit (dBuV/m)	Margin (dB)	Read (dBuV)	Ant Factor (dB/n)	Cable Loss (dB)	Preamp Loss (dB)	APos (cm)	TPos (deg)	Remark	1	11510.00	49.54	74.00	-24.46	60.50	39.60	12.89	63.45	---	---	Peak	2	17265.00	51.74	68.30	-16.56	57.10	44.22	15.74	65.32	---	---	Peak
Peak	Freq (MHz)	Level (dBuV/m)	Limit (dBuV/m)	Margin (dB)	Read (dBuV)	Ant Factor (dB/n)	Cable Loss (dB)	Preamp Loss (dB)	APos (cm)	TPos (deg)	Remark																																																															
1	11510.00	49.81	74.00	-24.19	60.77	39.60	12.89	63.45	---	---	Peak																																																															
2	17265.00	50.17	68.30	-18.13	55.53	44.22	15.74	65.32	---	---	Peak																																																															
Peak	Freq (MHz)	Level (dBuV/m)	Limit (dBuV/m)	Margin (dB)	Read (dBuV)	Ant Factor (dB/n)	Cable Loss (dB)	Preamp Loss (dB)	APos (cm)	TPos (deg)	Remark																																																															
1	11510.00	49.54	74.00	-24.46	60.50	39.60	12.89	63.45	---	---	Peak																																																															
2	17265.00	51.74	68.30	-16.56	57.10	44.22	15.74	65.32	---	---	Peak																																																															



		36																																																																																																																				
Mode		Band Edge - L																																																																																																																				
		U-NII-3_5.725-5.85_802.11ac VHT40_CH159_5795MHz																																																																																																																				
Pol.	Horizontal	Fundamental																																																																																																																				
Peak	<p>Date: 2023-10-12</p> <table border="1"> <thead> <tr> <th>Limit</th> <th>Read</th> <th>Ant</th> <th>Cable</th> <th>Preamp</th> <th>APos</th> <th>TPos</th> <th colspan="2"></th> </tr> <tr> <th>Freq</th> <th>Level</th> <th>Line</th> <th>Margin</th> <th>Level</th> <th>Factor</th> <th>Loss</th> <th>Factor</th> <th>Remark</th> </tr> <tr> <th>MHz</th> <th>dBuV/m</th> <th>dBuV/m</th> <th>dB</th> <th>dBuV</th> <th>dB/m</th> <th>dB</th> <th>dB</th> <th>cm</th> <th>deg</th> </tr> </thead> <tbody> <tr> <td>1</td> <td>5623.40</td> <td>51.17</td> <td>68.30</td> <td>-17.13</td> <td>38.73</td> <td>36.17</td> <td>9.80</td> <td>33.53</td> <td>112</td> <td>360</td> <td>PEAK</td> </tr> <tr> <td>2</td> <td>5650.31</td> <td>49.80</td> <td>68.53</td> <td>-18.73</td> <td>37.24</td> <td>36.21</td> <td>9.86</td> <td>33.51</td> <td>112</td> <td>360</td> <td>PEAK</td> </tr> <tr> <td>3</td> <td>5703.35</td> <td>51.31</td> <td>106.14</td> <td>-54.83</td> <td>38.54</td> <td>36.28</td> <td>9.97</td> <td>33.48</td> <td>112</td> <td>360</td> <td>PEAK</td> </tr> <tr> <td>4</td> <td>5720.12</td> <td>49.71</td> <td>111.07</td> <td>-61.36</td> <td>36.86</td> <td>36.31</td> <td>10.01</td> <td>33.47</td> <td>112</td> <td>360</td> <td>PEAK</td> </tr> </tbody> </table>	Limit	Read	Ant	Cable	Preamp	APos	TPos			Freq	Level	Line	Margin	Level	Factor	Loss	Factor	Remark	MHz	dBuV/m	dBuV/m	dB	dBuV	dB/m	dB	dB	cm	deg	1	5623.40	51.17	68.30	-17.13	38.73	36.17	9.80	33.53	112	360	PEAK	2	5650.31	49.80	68.53	-18.73	37.24	36.21	9.86	33.51	112	360	PEAK	3	5703.35	51.31	106.14	-54.83	38.54	36.28	9.97	33.48	112	360	PEAK	4	5720.12	49.71	111.07	-61.36	36.86	36.31	10.01	33.47	112	360	PEAK	<p>Date: 2023-10-12</p> <table border="1"> <thead> <tr> <th>Limit</th> <th>Read</th> <th>Ant</th> <th>Cable</th> <th>Preamp</th> <th>APos</th> <th>TPos</th> <th colspan="2"></th> </tr> <tr> <th>Freq</th> <th>Level</th> <th>Line</th> <th>Margin</th> <th>Level</th> <th>Factor</th> <th>Loss</th> <th>Factor</th> <th>Remark</th> </tr> <tr> <th>MHz</th> <th>dBuV/m</th> <th>dBuV/m</th> <th>dB</th> <th>dBuV</th> <th>dB/m</th> <th>dB</th> <th>dB</th> <th>cm</th> <th>deg</th> </tr> </thead> <tbody> <tr> <td>1</td> <td>5795.00</td> <td>94.77</td> <td>-----</td> <td>-----</td> <td>81.59</td> <td>36.42</td> <td>10.18</td> <td>33.42</td> <td>112</td> <td>360</td> <td>PEAK</td> </tr> </tbody> </table>	Limit	Read	Ant	Cable	Preamp	APos	TPos			Freq	Level	Line	Margin	Level	Factor	Loss	Factor	Remark	MHz	dBuV/m	dBuV/m	dB	dBuV	dB/m	dB	dB	cm	deg	1	5795.00	94.77	-----	-----	81.59	36.42	10.18	33.42	112	360	PEAK
Limit	Read	Ant	Cable	Preamp	APos	TPos																																																																																																																
Freq	Level	Line	Margin	Level	Factor	Loss	Factor	Remark																																																																																																														
MHz	dBuV/m	dBuV/m	dB	dBuV	dB/m	dB	dB	cm	deg																																																																																																													
1	5623.40	51.17	68.30	-17.13	38.73	36.17	9.80	33.53	112	360	PEAK																																																																																																											
2	5650.31	49.80	68.53	-18.73	37.24	36.21	9.86	33.51	112	360	PEAK																																																																																																											
3	5703.35	51.31	106.14	-54.83	38.54	36.28	9.97	33.48	112	360	PEAK																																																																																																											
4	5720.12	49.71	111.07	-61.36	36.86	36.31	10.01	33.47	112	360	PEAK																																																																																																											
Limit	Read	Ant	Cable	Preamp	APos	TPos																																																																																																																
Freq	Level	Line	Margin	Level	Factor	Loss	Factor	Remark																																																																																																														
MHz	dBuV/m	dBuV/m	dB	dBuV	dB/m	dB	dB	cm	deg																																																																																																													
1	5795.00	94.77	-----	-----	81.59	36.42	10.18	33.42	112	360	PEAK																																																																																																											
Avg	<p style="text-align: center;">Blank</p>	<p>Date: 2023-10-12</p> <table border="1"> <thead> <tr> <th>Limit</th> <th>Read</th> <th>Ant</th> <th>Cable</th> <th>Preamp</th> <th>APos</th> <th>TPos</th> <th colspan="2"></th> </tr> <tr> <th>Freq</th> <th>Level</th> <th>Line</th> <th>Margin</th> <th>Level</th> <th>Factor</th> <th>Loss</th> <th>Factor</th> <th>Remark</th> </tr> <tr> <th>MHz</th> <th>dBuV/m</th> <th>dBuV/m</th> <th>dB</th> <th>dBuV</th> <th>dB/m</th> <th>dB</th> <th>dB</th> <th>cm</th> <th>deg</th> </tr> </thead> <tbody> <tr> <td>1</td> <td>5795.00</td> <td>87.97</td> <td>-----</td> <td>-----</td> <td>74.79</td> <td>36.42</td> <td>10.18</td> <td>33.42</td> <td>112</td> <td>360</td> <td>AVERAGE</td> </tr> </tbody> </table>		Limit	Read	Ant	Cable	Preamp	APos	TPos			Freq	Level	Line	Margin	Level	Factor	Loss	Factor	Remark	MHz	dBuV/m	dBuV/m	dB	dBuV	dB/m	dB	dB	cm	deg	1	5795.00	87.97	-----	-----	74.79	36.42	10.18	33.42	112	360	AVERAGE																																																																											
Limit	Read	Ant	Cable	Preamp	APos	TPos																																																																																																																
Freq	Level	Line	Margin	Level	Factor	Loss	Factor	Remark																																																																																																														
MHz	dBuV/m	dBuV/m	dB	dBuV	dB/m	dB	dB	cm	deg																																																																																																													
1	5795.00	87.97	-----	-----	74.79	36.42	10.18	33.42	112	360	AVERAGE																																																																																																											



Mode	36																																																																				
	Band Edge - R																																																																				
	U-NII-3_5.725-5.85_802.11ac VHT40_CH159_5795MHz																																																																				
Pol.	Horizontal	Fundamental																																																																			
Peak	<p>Date: 2023-10-12</p> <table border="1"> <thead> <tr> <th>Limit</th> <th>Read</th> <th>Ant</th> <th>Cable</th> <th>Preamp</th> <th>APos</th> <th>TPos</th> </tr> <tr> <th>Freq</th> <th>Level</th> <th>Line</th> <th>Margin</th> <th>Level</th> <th>Factor</th> <th>Loss</th> <th>Factor</th> <th>dB</th> <th>cm</th> <th>deg</th> <th>Remark</th> </tr> </thead> <tbody> <tr> <td>1</td> <td>5854.99</td> <td>49.94</td> <td>110.83</td> <td>-60.89</td> <td>36.54</td> <td>36.50</td> <td>10.29</td> <td>33.39</td> <td>112</td> <td>360</td> <td>PEAK</td> </tr> <tr> <td>2</td> <td>5874.67</td> <td>51.13</td> <td>105.29</td> <td>-54.16</td> <td>37.66</td> <td>36.52</td> <td>10.33</td> <td>33.38</td> <td>112</td> <td>360</td> <td>PEAK</td> </tr> <tr> <td>3</td> <td>5924.27</td> <td>50.90</td> <td>68.84</td> <td>-17.94</td> <td>37.22</td> <td>36.59</td> <td>10.44</td> <td>33.35</td> <td>112</td> <td>360</td> <td>PEAK</td> </tr> <tr> <td>4</td> <td>5931.56</td> <td>52.75</td> <td>68.30</td> <td>-15.55</td> <td>39.04</td> <td>36.60</td> <td>10.45</td> <td>33.34</td> <td>112</td> <td>360</td> <td>PEAK</td> </tr> </tbody> </table>	Limit	Read	Ant	Cable	Preamp	APos	TPos	Freq	Level	Line	Margin	Level	Factor	Loss	Factor	dB	cm	deg	Remark	1	5854.99	49.94	110.83	-60.89	36.54	36.50	10.29	33.39	112	360	PEAK	2	5874.67	51.13	105.29	-54.16	37.66	36.52	10.33	33.38	112	360	PEAK	3	5924.27	50.90	68.84	-17.94	37.22	36.59	10.44	33.35	112	360	PEAK	4	5931.56	52.75	68.30	-15.55	39.04	36.60	10.45	33.34	112	360	PEAK	Blank
Limit	Read	Ant	Cable	Preamp	APos	TPos																																																															
Freq	Level	Line	Margin	Level	Factor	Loss	Factor	dB	cm	deg	Remark																																																										
1	5854.99	49.94	110.83	-60.89	36.54	36.50	10.29	33.39	112	360	PEAK																																																										
2	5874.67	51.13	105.29	-54.16	37.66	36.52	10.33	33.38	112	360	PEAK																																																										
3	5924.27	50.90	68.84	-17.94	37.22	36.59	10.44	33.35	112	360	PEAK																																																										
4	5931.56	52.75	68.30	-15.55	39.04	36.60	10.45	33.34	112	360	PEAK																																																										



		36																																																																																																													
Mode		Band Edge - L																																																																																																													
		U-NII-3_5.725-5.85_802.11ac VHT40_CH159_5795MHz																																																																																																													
Pol.	Vertical	Fundamental																																																																																																													
Peak	<p style="text-align: right;">Date: 2023-10-12</p> <table border="1"> <thead> <tr> <th>Limit</th> <th>Read</th> <th>Ant</th> <th>Cable</th> <th>APos</th> <th>TPos</th> <th></th> </tr> <tr> <th>Freq</th> <th>Level</th> <th>Line</th> <th>Margin</th> <th>Level</th> <th>Factor</th> <th>Loss Factor</th> <th>Apos</th> <th>TPos</th> <th>Remark</th> </tr> <tr> <th>MHz</th> <th>dBuV/m</th> <th>dBuV/m</th> <th>dB</th> <th>dBuV</th> <th>dB/m</th> <th>dB</th> <th>dB</th> <th>cm</th> <th>deg</th> </tr> </thead> <tbody> <tr> <td>1</td> <td>5623.60</td> <td>51.43</td> <td>68.30</td> <td>-16.87</td> <td>38.98</td> <td>36.17</td> <td>9.81</td> <td>33.53</td> <td>300</td> <td>359 PEAK</td> </tr> <tr> <td>2</td> <td>5651.48</td> <td>52.00</td> <td>69.40</td> <td>-17.40</td> <td>39.44</td> <td>36.21</td> <td>9.86</td> <td>33.51</td> <td>300</td> <td>359 PEAK</td> </tr> <tr> <td>3</td> <td>5702.38</td> <td>53.02</td> <td>105.87</td> <td>-52.85</td> <td>40.25</td> <td>36.28</td> <td>9.97</td> <td>33.48</td> <td>300</td> <td>359 PEAK</td> </tr> <tr> <td>4</td> <td>5720.51</td> <td>52.33</td> <td>111.96</td> <td>-59.63</td> <td>39.48</td> <td>36.31</td> <td>10.01</td> <td>33.47</td> <td>300</td> <td>359 PEAK</td> </tr> </tbody> </table>	Limit	Read	Ant	Cable	APos	TPos		Freq	Level	Line	Margin	Level	Factor	Loss Factor	Apos	TPos	Remark	MHz	dBuV/m	dBuV/m	dB	dBuV	dB/m	dB	dB	cm	deg	1	5623.60	51.43	68.30	-16.87	38.98	36.17	9.81	33.53	300	359 PEAK	2	5651.48	52.00	69.40	-17.40	39.44	36.21	9.86	33.51	300	359 PEAK	3	5702.38	53.02	105.87	-52.85	40.25	36.28	9.97	33.48	300	359 PEAK	4	5720.51	52.33	111.96	-59.63	39.48	36.31	10.01	33.47	300	359 PEAK	<p style="text-align: right;">Date: 2023-10-12</p> <table border="1"> <thead> <tr> <th>Limit</th> <th>Read</th> <th>Ant</th> <th>Cable</th> <th>APos</th> <th>TPos</th> <th></th> </tr> <tr> <th>Freq</th> <th>Level</th> <th>Line</th> <th>Margin</th> <th>Level</th> <th>Factor</th> <th>Loss Factor</th> <th>Apos</th> <th>TPos</th> <th>Remark</th> </tr> <tr> <th>MHz</th> <th>dBuV/m</th> <th>dBuV/m</th> <th>dB</th> <th>dBuV</th> <th>dB/m</th> <th>dB</th> <th>dB</th> <th>cm</th> <th>deg</th> </tr> </thead> <tbody> <tr> <td>1</td> <td>5795.00</td> <td>99.96</td> <td>-----</td> <td>-----</td> <td>86.81</td> <td>36.41</td> <td>10.16</td> <td>33.42</td> <td>300</td> <td>359 PEAK</td> </tr> </tbody> </table>	Limit	Read	Ant	Cable	APos	TPos		Freq	Level	Line	Margin	Level	Factor	Loss Factor	Apos	TPos	Remark	MHz	dBuV/m	dBuV/m	dB	dBuV	dB/m	dB	dB	cm	deg	1	5795.00	99.96	-----	-----	86.81	36.41	10.16	33.42	300	359 PEAK
	Limit	Read	Ant	Cable	APos	TPos																																																																																																									
Freq	Level	Line	Margin	Level	Factor	Loss Factor	Apos	TPos	Remark																																																																																																						
MHz	dBuV/m	dBuV/m	dB	dBuV	dB/m	dB	dB	cm	deg																																																																																																						
1	5623.60	51.43	68.30	-16.87	38.98	36.17	9.81	33.53	300	359 PEAK																																																																																																					
2	5651.48	52.00	69.40	-17.40	39.44	36.21	9.86	33.51	300	359 PEAK																																																																																																					
3	5702.38	53.02	105.87	-52.85	40.25	36.28	9.97	33.48	300	359 PEAK																																																																																																					
4	5720.51	52.33	111.96	-59.63	39.48	36.31	10.01	33.47	300	359 PEAK																																																																																																					
Limit	Read	Ant	Cable	APos	TPos																																																																																																										
Freq	Level	Line	Margin	Level	Factor	Loss Factor	Apos	TPos	Remark																																																																																																						
MHz	dBuV/m	dBuV/m	dB	dBuV	dB/m	dB	dB	cm	deg																																																																																																						
1	5795.00	99.96	-----	-----	86.81	36.41	10.16	33.42	300	359 PEAK																																																																																																					
Avg	Blank	<p style="text-align: right;">Date: 2023-10-12</p> <table border="1"> <thead> <tr> <th>Limit</th> <th>Read</th> <th>Ant</th> <th>Cable</th> <th>APos</th> <th>TPos</th> <th></th> </tr> <tr> <th>Freq</th> <th>Level</th> <th>Line</th> <th>Margin</th> <th>Level</th> <th>Factor</th> <th>Loss Factor</th> <th>Apos</th> <th>TPos</th> <th>Remark</th> </tr> <tr> <th>MHz</th> <th>dBuV/m</th> <th>dBuV/m</th> <th>dB</th> <th>dBuV</th> <th>dB/m</th> <th>dB</th> <th>dB</th> <th>cm</th> <th>deg</th> </tr> </thead> <tbody> <tr> <td>1</td> <td>5795.00</td> <td>92.77</td> <td>-----</td> <td>-----</td> <td>79.62</td> <td>36.41</td> <td>10.16</td> <td>33.42</td> <td>300</td> <td>359 AVERAGE</td> </tr> </tbody> </table>	Limit	Read	Ant	Cable	APos	TPos		Freq	Level	Line	Margin	Level	Factor	Loss Factor	Apos	TPos	Remark	MHz	dBuV/m	dBuV/m	dB	dBuV	dB/m	dB	dB	cm	deg	1	5795.00	92.77	-----	-----	79.62	36.41	10.16	33.42	300	359 AVERAGE																																																																							
Limit	Read	Ant	Cable	APos	TPos																																																																																																										
Freq	Level	Line	Margin	Level	Factor	Loss Factor	Apos	TPos	Remark																																																																																																						
MHz	dBuV/m	dBuV/m	dB	dBuV	dB/m	dB	dB	cm	deg																																																																																																						
1	5795.00	92.77	-----	-----	79.62	36.41	10.16	33.42	300	359 AVERAGE																																																																																																					