

01_HAC T-Coil_GSM850_Voice_Ch189_Z

Communication System: UID 0, Generic GSM (0); Frequency: 836.4 MHz; Duty Cycle: 1:8.30042
Medium: Air Medium parameters used: $\sigma = 0 \text{ S/m}$, $\epsilon_r = 1$; $\rho = 0 \text{ kg/m}^3$
Ambient Temperature : 23.4 °C

DASY5 Configuration:

- Probe: AM1DV3 - 3106; ; Calibrated: 2022/12/13
- Sensor-Surface: 0mm (Fix Surface)
- Electronics: DAE4 Sn1386; Calibrated: 2023/7/17
- Phantom: HAC Test Arch with AMCC; Type: SD HAC P01 BA;
- Measurement SW: DASY52, Version 52.10 (3); SEMCAD X Version 14.6.13 (7474)


Ch189/z (axial) 4.2mm 50 x 50/ABM Interpolated SNR(x,y,z) (121x121x1):

Interpolated grid: dx=1.000 mm, dy=1.000 mm

ABM1/ABM2 = 22.73 dB

ABM1 comp = -0.46 dBA/m

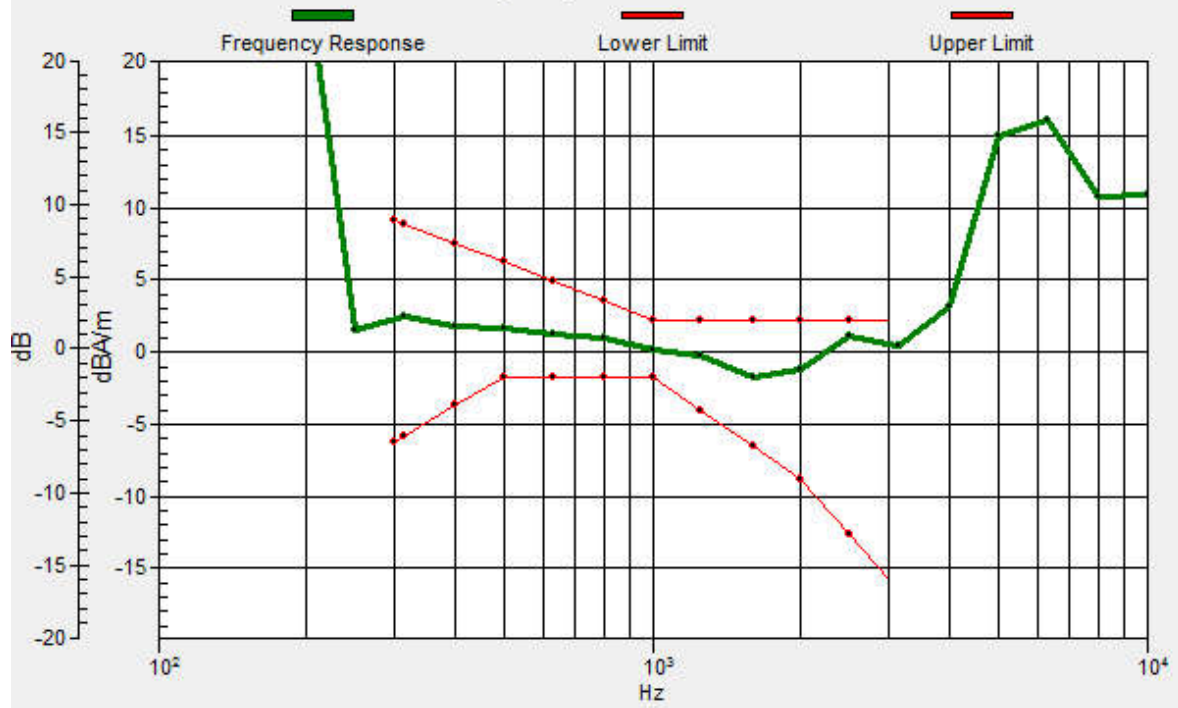
Location: 7.5, -10.4, 3.7 mm



0 dB = 13.69 = 22.73 dB

Ch189/z (axial) wideband at best S/N/ABM Freq Resp(x,y,z,f)

Loc: 7.6, -10.4, 3.7 mm Diff: 1.17dB



01_HAC T-Coil_GSM850_Voice_Ch189_Y

Communication System: UID 0, Generic GSM (0); Frequency: 836.4 MHz; Duty Cycle: 1:8.30042

Medium: Air Medium parameters used: $\sigma = 0$ S/m, $\epsilon_r = 1$; $\rho = 0$ kg/m³

Ambient Temperature : 23.4 °C

DASY5 Configuration:

- Probe: AM1DV3 - 3106; ; Calibrated: 2022/12/13
- Sensor-Surface: 0mm (Fix Surface)
- Electronics: DAE4 Sn1386; Calibrated: 2023/7/17
- Phantom: HAC Test Arch with AMCC; Type: SD HAC P01 BA;
- Measurement SW: DASY52, Version 52.10 (3); SEMCAD X Version 14.6.13 (7474)


Ch189/y (transversal) 4.2mm 50 x 50/ABM Interpolated SNR(x,y,z) (121x121x1):

Interpolated grid: dx=1.000 mm, dy=1.000 mm

ABM1/ABM2 = 33.80 dB

ABM1 comp = -11.52 dBA/m

Location: 3.8, -13.3, 3.7 mm



0 dB = 48.95 = 33.80 dB

1_1_HAC T-Coil_GSM850_Voice_Ch189_Z

Communication System: UID 0, Generic GSM (0); Frequency: 836.4 MHz; Duty Cycle: 1:8.30042
Medium: Air Medium parameters used: $\sigma = 0$ S/m, $\epsilon_r = 1$; $\rho = 0$ kg/m³
Ambient Temperature : 23.4 °C

DASY5 Configuration:

- Probe: AM1DV3 - 3106; ; Calibrated: 2022/12/13
- Sensor-Surface: 0mm (Fix Surface)
- Electronics: DAE4 Sn1386; Calibrated: 2023/7/17
- Phantom: HAC Test Arch with AMCC; Type: SD HAC P01 BA;
- Measurement SW: DASY52, Version 52.10 (3); SEMCAD X Version 14.6.13 (7474)


Ch189/z (axial) 4.2mm 50 x 50/ABM Interpolated SNR(x,y,z) (121x121x1):

Interpolated grid: dx=1.000 mm, dy=1.000 mm

ABM1/ABM2 = 21.86 dB

ABM1 comp = 0.37 dBA/m

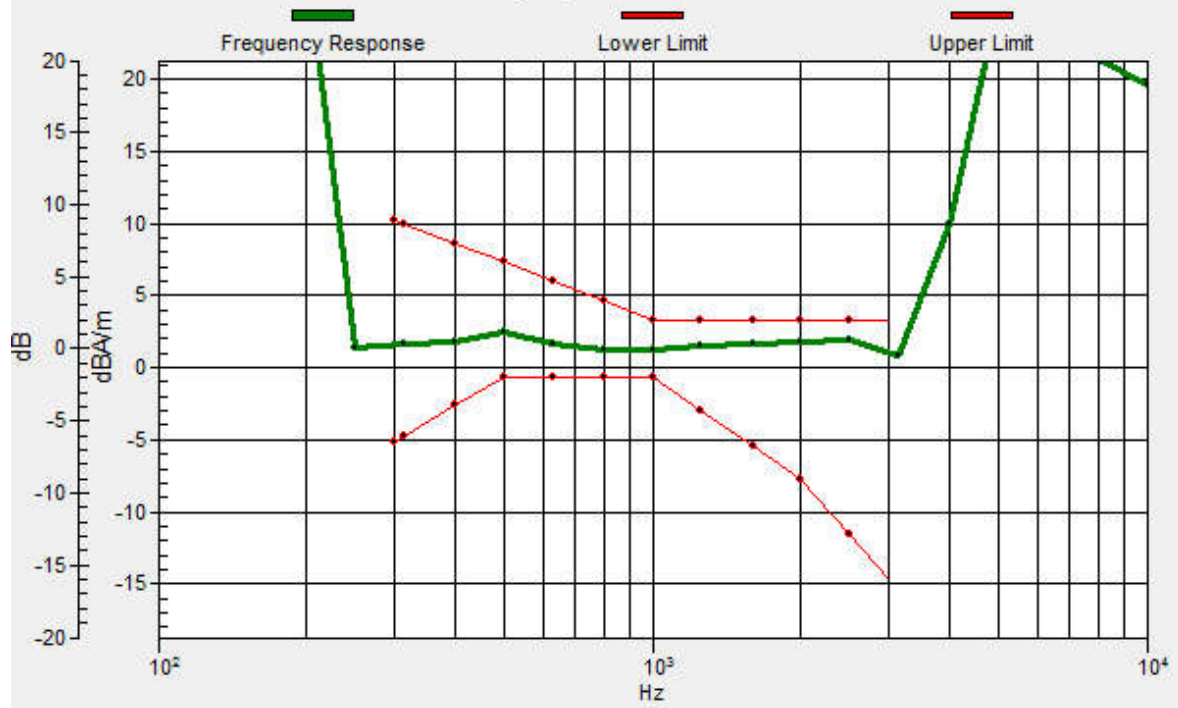
Location: 6.3, -8.3, 3.7 mm



0 dB = 12.39 = 21.86 dB

Ch189/z (axial) wideband at best S/N/ABM Freq Resp(x,y,z,f)

Loc: 6.2, -8.2, 3.7 mm Diff: 1.32dB



1_1_HAC T-Coil_GSM850_Voice_Ch189_Y

Communication System: UID 0, Generic GSM (0); Frequency: 836.4 MHz; Duty Cycle: 1:8.30042
Medium: Air Medium parameters used: $\sigma = 0$ S/m, $\epsilon_r = 1$; $\rho = 0$ kg/m³
Ambient Temperature : 23.4 °C

DASY5 Configuration:

- Probe: AM1DV3 - 3106; ; Calibrated: 2022/12/13
- Sensor-Surface: 0mm (Fix Surface)
- Electronics: DAE4 Sn1386; Calibrated: 2023/7/17
- Phantom: HAC Test Arch with AMCC; Type: SD HAC P01 BA;
- Measurement SW: DASY52, Version 52.10 (3); SEMCAD X Version 14.6.13 (7474)


Ch189/y (transversal) 4.2mm 50 x 50/ABM Interpolated SNR(x,y,z) (121x121x1):

Interpolated grid: dx=1.000 mm, dy=1.000 mm

ABM1/ABM2 = 37.60 dB

ABM1 comp = -6.63 dBA/m

Location: 2.9, -16.7, 3.7 mm



0 dB = 75.85 = 37.60 dB

02_HAC T-Coil_GSM1900_Voice_Ch661_Z

Communication System: UID 0, Generic GSM (0); Frequency: 1880 MHz; Duty Cycle: 1:8.30042
Medium: Air Medium parameters used: $\sigma = 0$ S/m, $\epsilon_r = 1$; $\rho = 0$ kg/m³
Ambient Temperature : 23.4 °C

DASY5 Configuration:

- Probe: AM1DV3 - 3106; ; Calibrated: 2022/12/13
- Sensor-Surface: 0mm (Fix Surface)
- Electronics: DAE4 Sn1386; Calibrated: 2023/7/17
- Phantom: HAC Test Arch with AMCC; Type: SD HAC P01 BA;
- Measurement SW: DASY52, Version 52.10 (3); SEMCAD X Version 14.6.13 (7474)


Ch661/z (axial) 4.2mm 50 x 50/ABM Interpolated SNR(x,y,z) (121x121x1):

Interpolated grid: dx=1.000 mm, dy=1.000 mm

ABM1/ABM2 = 28.96 dB

ABM1 comp = -0.49 dBA/m

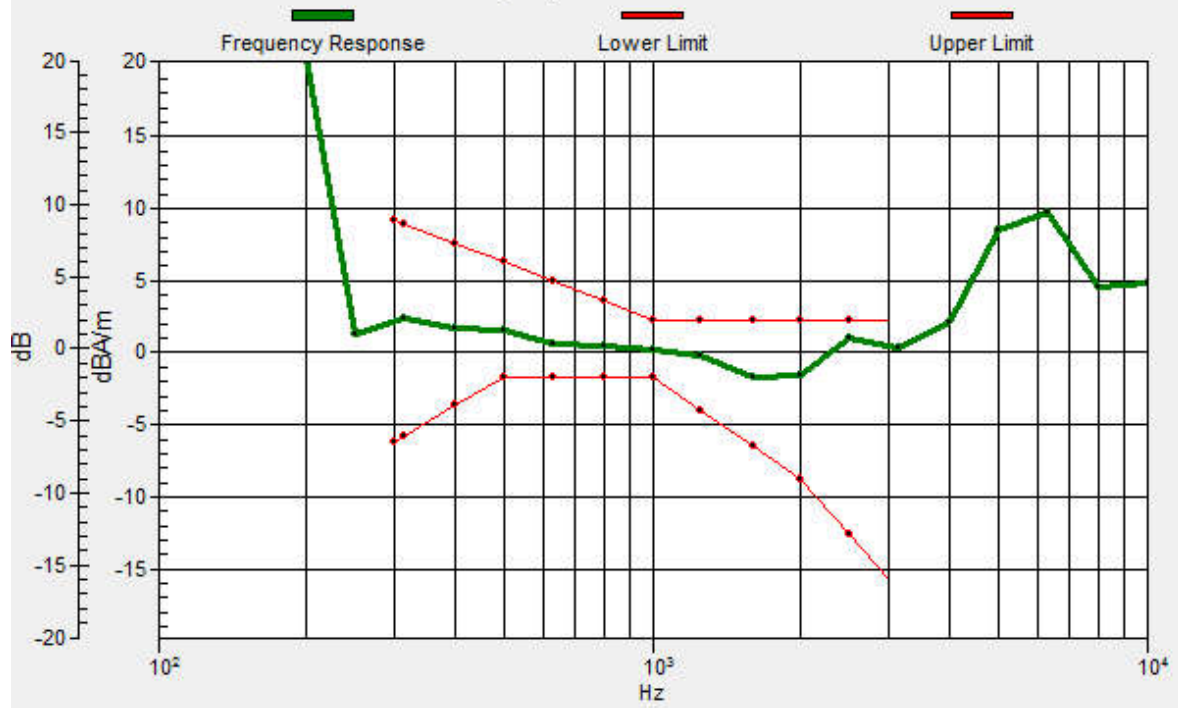
Location: 7.1, -10, 3.7 mm



0 dB = 28.04 = 28.96 dB

Ch661/z (axial) wideband at best S/N/ABM Freq Resp(x,y,z,f)

Loc: 7, -10, 3.7 mm Diff: 1.23dB



02_HAC T-Coil_GSM1900_Voice_Ch661_Y

Communication System: UID 0, Generic GSM (0); Frequency: 1880 MHz; Duty Cycle: 1:8.30042
Medium: Air Medium parameters used: $\sigma = 0$ S/m, $\epsilon_r = 1$; $\rho = 0$ kg/m³
Ambient Temperature : 23.4 °C

DASY5 Configuration:

- Probe: AM1DV3 - 3106; ; Calibrated: 2022/12/13
- Sensor-Surface: 0mm (Fix Surface)
- Electronics: DAE4 Sn1386; Calibrated: 2023/7/17
- Phantom: HAC Test Arch with AMCC; Type: SD HAC P01 BA;
- Measurement SW: DASY52, Version 52.10 (3); SEMCAD X Version 14.6.13 (7474)


Ch661/y (transversal) 4.2mm 50 x 50/ABM Interpolated SNR(x,y,z) (121x121x1):

Interpolated grid: dx=1.000 mm, dy=1.000 mm

ABM1/ABM2 = 38.28 dB

ABM1 comp = -11.16 dBA/m

Location: 1.3, -16.3, 3.7 mm



0 dB = 82.00 = 38.28 dB

03_HAC T-Coil_WCDMA V_Voice_Ch4182_Z

Communication System: UID 0, UMTS (0); Frequency: 836.4 MHz; Duty Cycle: 1:1
Medium: Air Medium parameters used: $\sigma = 0$ S/m, $\epsilon_r = 1$; $\rho = 0$ kg/m³
Ambient Temperature : 23.4 °C

DASY5 Configuration:

- Probe: AM1DV3 - 3106; ; Calibrated: 2022/12/13
- Sensor-Surface: 0mm (Fix Surface)
- Electronics: DAE4 Sn1386; Calibrated: 2023/7/17
- Phantom: HAC Test Arch with AMCC; Type: SD HAC P01 BA;
- Measurement SW: DASY52, Version 52.10 (3); SEMCAD X Version 14.6.13 (7474)


Ch4182/z (axial) 4.2mm 50 x 50/ABM Interpolated SNR(x,y,z) (121x121x1):

Interpolated grid: dx=1.000 mm, dy=1.000 mm

ABM1/ABM2 = 42.46 dB

ABM1 comp = -5.17 dBA/m

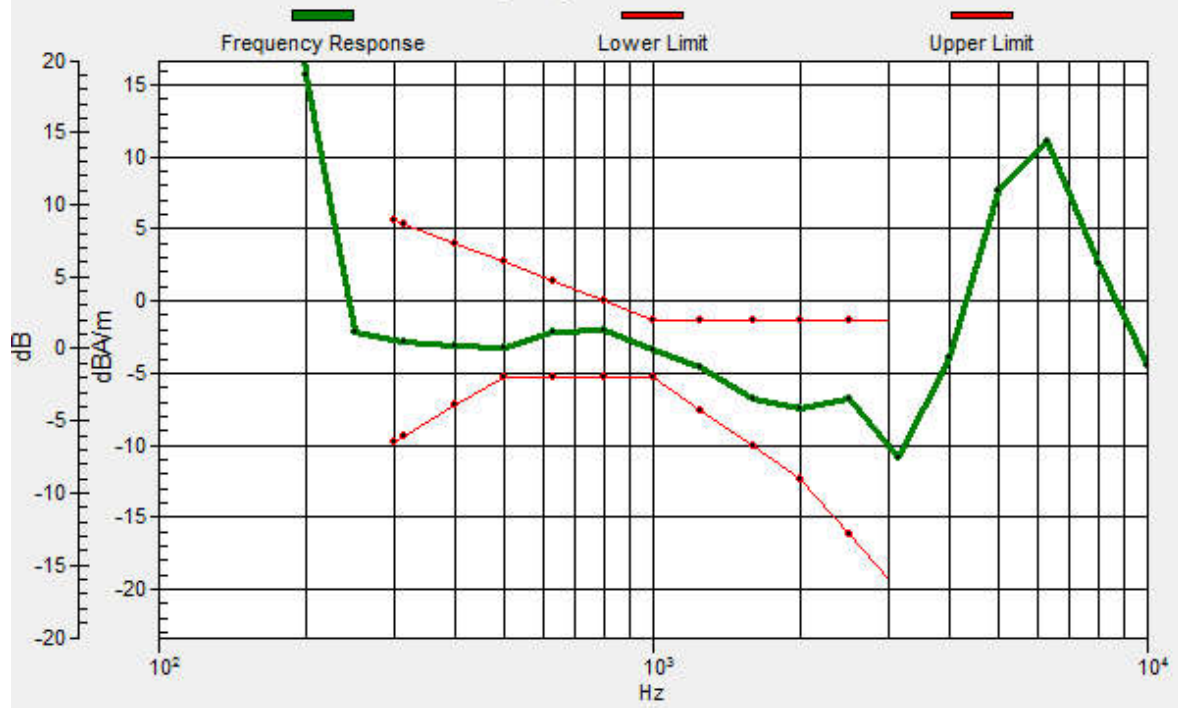
Location: 7.9, -10.4, 3.7 mm



0 dB = 132.8 = 42.46 dB

Ch4182/z (axial) wideband at best S/N/ABM Freq Resp(x,y,z,f)

Loc: 8, -10.3, 3.7 mm Diff: 1.94dB



03_HAC T-Coil_WCDMA V_Voice_Ch4182_Y

Communication System: UID 0, UMTS (0); Frequency: 836.4 MHz; Duty Cycle: 1:1

Medium: Air Medium parameters used: $\sigma = 0$ S/m, $\epsilon_r = 1$; $\rho = 0$ kg/m³

Ambient Temperature : 23.4 °C

DASY5 Configuration:

- Probe: AM1DV3 - 3106; ; Calibrated: 2022/12/13
- Sensor-Surface: 0mm (Fix Surface)
- Electronics: DAE4 Sn1386; Calibrated: 2023/7/17
- Phantom: HAC Test Arch with AMCC; Type: SD HAC P01 BA;
- Measurement SW: DASY52, Version 52.10 (3); SEMCAD X Version 14.6.13 (7474)


Ch4182/y (transversal) 4.2mm 50 x 50/ABM Interpolated SNR(x,y,z) (121x121x1):

Interpolated grid: dx=1.000 mm, dy=1.000 mm

ABM1/ABM2 = 37.94 dB

ABM1 comp = -15.30 dBA/m

Location: 3.8, -17.9, 3.7 mm



04_HAC T-Coil_WCDMA IV_Voice_Ch1413_Z

Communication System: UID 0, UMTS (0); Frequency: 1732.6 MHz; Duty Cycle: 1:1
Medium: Air Medium parameters used: $\sigma = 0$ S/m, $\epsilon_r = 1$; $\rho = 0$ kg/m³
Ambient Temperature : 23.4 °C

DASY5 Configuration:

- Probe: AM1DV3 - 3106; ; Calibrated: 2022/12/13
- Sensor-Surface: 0mm (Fix Surface)
- Electronics: DAE4 Sn1386; Calibrated: 2023/7/17
- Phantom: HAC Test Arch with AMCC; Type: SD HAC P01 BA;
- Measurement SW: DASY52, Version 52.10 (3); SEMCAD X Version 14.6.13 (7474)


Ch1413/z (axial) 4.2mm 50 x 50/ABM Interpolated SNR(x,y,z) (121x121x1):

Interpolated grid: dx=1.000 mm, dy=1.000 mm

ABM1/ABM2 = 43.43 dB

ABM1 comp = -5.20 dBA/m

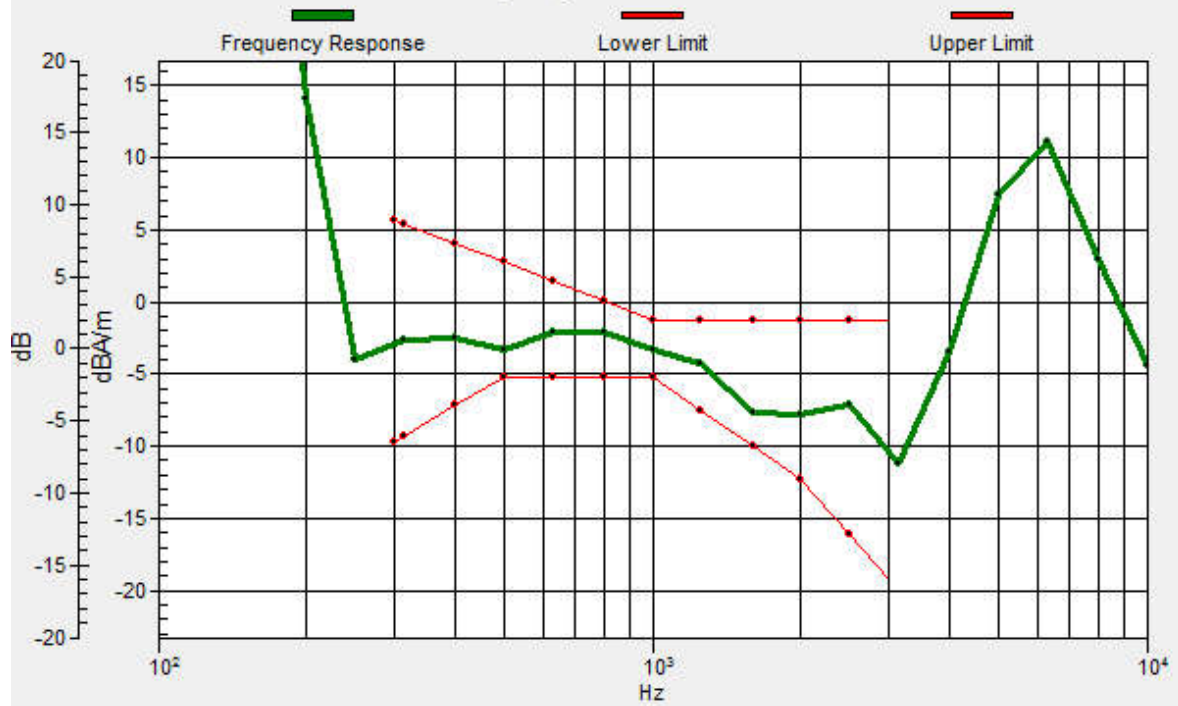
Location: 7.9, -10.8, 3.7 mm



0 dB = 148.4 = 43.43 dB

Ch1413/z (axial) wideband at best S/N/ABM Freq Resp(x,y,z,f)

Loc: 8, -10.8, 3.7 mm Diff: 1.96dB



04_HAC T-Coil_WCDMA IV_Voice_Ch1413_Y

Communication System: UID 0, UMTS (0); Frequency: 1732.6 MHz; Duty Cycle: 1:1
Medium: Air Medium parameters used: $\sigma = 0$ S/m, $\epsilon_r = 1$; $\rho = 0$ kg/m³
Ambient Temperature : 23.4 °C

DASY5 Configuration:

- Probe: AM1DV3 - 3106; ; Calibrated: 2022/12/13
- Sensor-Surface: 0mm (Fix Surface)
- Electronics: DAE4 Sn1386; Calibrated: 2023/7/17
- Phantom: HAC Test Arch with AMCC; Type: SD HAC P01 BA;
- Measurement SW: DASY52, Version 52.10 (3); SEMCAD X Version 14.6.13 (7474)


Ch1413/y (transversal) 4.2mm 50 x 50/ABM Interpolated SNR(x,y,z) (121x121x1):

Interpolated grid: dx=1.000 mm, dy=1.000 mm

ABM1/ABM2 = 37.87 dB

ABM1 comp = -13.60 dBA/m

Location: 6.3, -17.9, 3.7 mm



0 dB = 78.29 = 37.87 dB

05_HAC T-Coil_WCDMA II_Voice_Ch9400_Z


Communication System: UID 0, UMTS (0); Frequency: 1880 MHz;Duty Cycle: 1:1
Medium: Air Medium parameters used: $\sigma = 0$ S/m, $\epsilon_r = 1$; $\rho = 0$ kg/m³
Ambient Temperature : 23.4 °C

DASY5 Configuration:

- Probe: AM1DV3 - 3106; ; Calibrated: 2022/12/13
- Sensor-Surface: 0mm (Fix Surface)
- Electronics: DAE4 Sn1386; Calibrated: 2023/7/17
- Phantom: HAC Test Arch with AMCC; Type: SD HAC P01 BA;
- Measurement SW: DASY52, Version 52.10 (3); SEMCAD X Version 14.6.13 (7474)

Ch9400/z (axial) 4.2mm 50 x 50/ABM Interpolated SNR(x,y,z) (121x121x1):

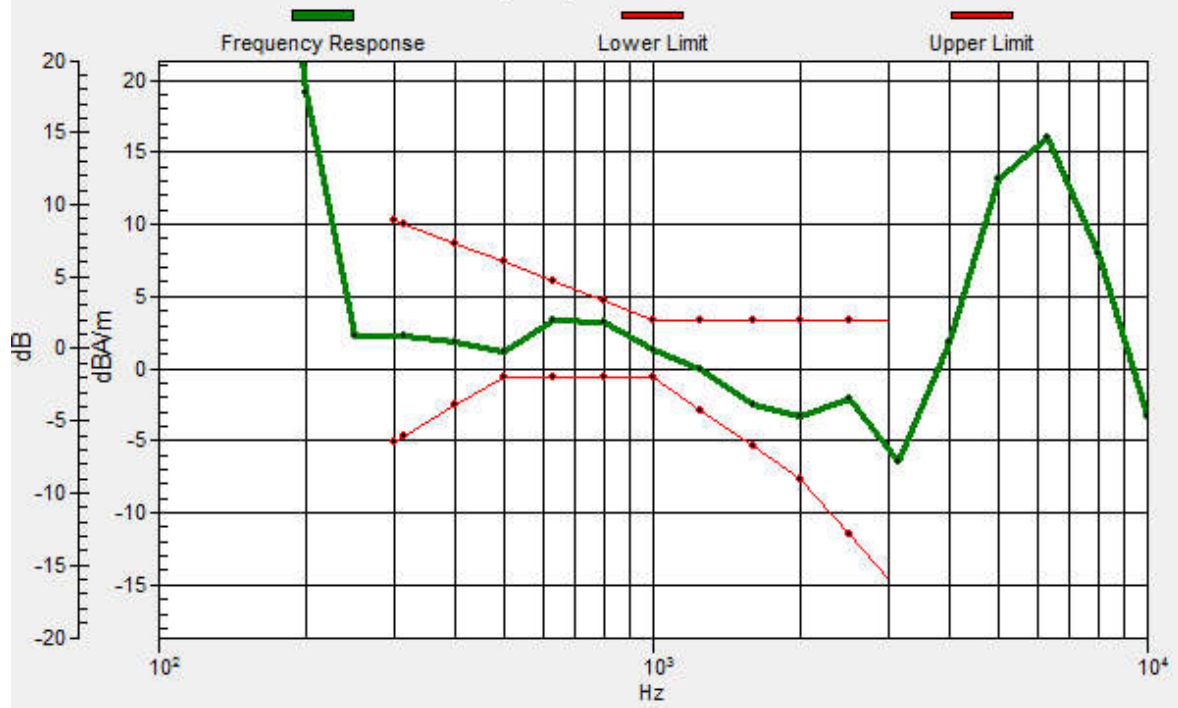
Interpolated grid: dx=1.000 mm, dy=1.000 mm
ABM1/ABM2 = 45.27 dB
ABM1 comp = -0.70 dBA/m
Location: 7.1, -10.4, 3.7 mm



0 dB = 183.5 = 45.27 dB

Ch9400/z (axial) wideband at best S/N/ABM Freq Resp(x,y,z,f)

Loc: 7, -10.4, 3.7 mm Diff: 1.5dB



05_HAC T-Coil_WCDMA II_Voice_Ch9400_Y

Communication System: UID 0, UMTS (0); Frequency: 1880 MHz; Duty Cycle: 1:1
Medium: Air Medium parameters used: $\sigma = 0 \text{ S/m}$, $\epsilon_r = 1$; $\rho = 0 \text{ kg/m}^3$
Ambient Temperature : 23.4 °C

DASY5 Configuration:

- Probe: AM1DV3 - 3106; ; Calibrated: 2022/12/13
- Sensor-Surface: 0mm (Fix Surface)
- Electronics: DAE4 Sn1386; Calibrated: 2023/7/17
- Phantom: HAC Test Arch with AMCC; Type: SD HAC P01 BA;
- Measurement SW: DASY52, Version 52.10 (3); SEMCAD X Version 14.6.13 (7474)


Ch9400/y (transversal) 4.2mm 50 x 50/ABM Interpolated SNR(x,y,z) (121x121x1):

Interpolated grid: dx=1.000 mm, dy=1.000 mm

ABM1/ABM2 = 42.44 dB

ABM1 comp = -10.07 dBA/m

Location: 2.9, -17.5, 3.7 mm



0 dB = 132.4 = 42.44 dB

06_HAC T-Coil_LTE Band 2_20M_QPSK_1RB_0Offset_Ch18900_Z

Communication System: UID 0, LTE (0); Frequency: 1880 MHz; Duty Cycle: 1:1

Medium: Air Medium parameters used: $\sigma = 0 \text{ S/m}$, $\epsilon_r = 1$; $\rho = 0 \text{ kg/m}^3$

Ambient Temperature : 23.4 °C

DASY5 Configuration:

- Probe: AM1DV3 - 3106; ; Calibrated: 2022/12/13
- Sensor-Surface: 0mm (Fix Surface)
- Electronics: DAE4 Sn1386; Calibrated: 2023/7/17
- Phantom: HAC Test Arch with AMCC; Type: SD HAC P01 BA;
- Measurement SW: DASY52, Version 52.10 (3); SEMCAD X Version 14.6.13 (7474)


Ch18900/z (axial) 4.2mm 50 x 50/ABM Interpolated SNR(x,y,z) (121x121x1):

Interpolated grid: dx=1.000 mm, dy=1.000 mm

ABM1/ABM2 = 37.83 dB

ABM1 comp = -9.34 dBA/m

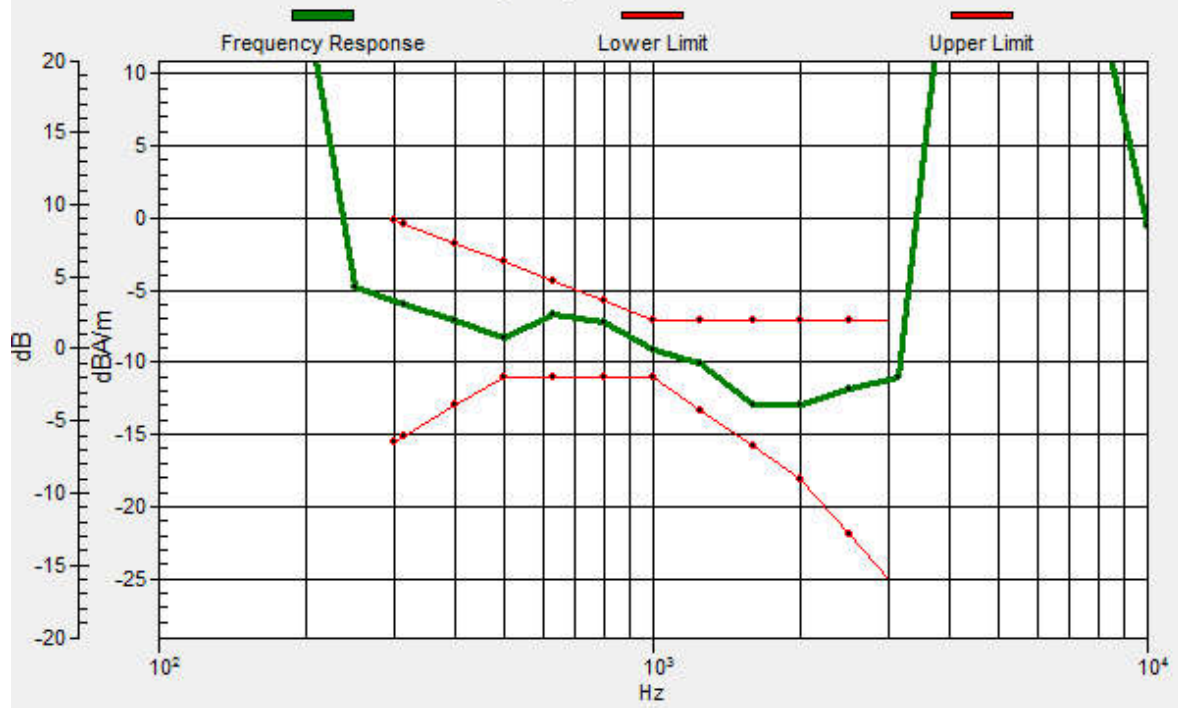
Location: 1.3, -10.4, 3.7 mm



0 dB = 77.85 = 37.83 dB

Ch18900/z (axial) wideband at best S/N/ABM Freq Resp(x,y,z,f)

Loc: 1.4, -10.2, 3.7 mm Diff: 1.39dB



06_HAC T-Coil_LTE Band 2_20M_QPSK_1RB_0Offset_Ch18900_Y

Communication System: UID 0, LTE (0); Frequency: 1880 MHz; Duty Cycle: 1:1

Medium: Air Medium parameters used: $\sigma = 0$ S/m, $\epsilon_r = 1$; $\rho = 0$ kg/m³

Ambient Temperature : 23.4 °C

DASY5 Configuration:

- Probe: AM1DV3 - 3106; ; Calibrated: 2022/12/13
- Sensor-Surface: 0mm (Fix Surface)
- Electronics: DAE4 Sn1386; Calibrated: 2023/7/17
- Phantom: HAC Test Arch with AMCC; Type: SD HAC P01 BA;
- Measurement SW: DASY52, Version 52.10 (3); SEMCAD X Version 14.6.13 (7474)


Ch18900/y (transversal) 4.2mm 50 x 50/ABM Interpolated SNR(x,y,z) (121x121x1):

Interpolated grid: dx=1.000 mm, dy=1.000 mm

ABM1/ABM2 = 35.49 dB

ABM1 comp = -12.85 dBA/m

Location: 5.4, -18.3, 3.7 mm



0 dB = 59.52 = 35.49 dB

07_HAC T-Coil_LTE Band 5_10M_QPSK_1RB_0Offset_Ch20525_Z

Communication System: UID 0, LTE (0); Frequency: 836.5 MHz;Duty Cycle: 1:1

Medium: Air Medium parameters used: $\sigma = 0$ S/m, $\epsilon_r = 1$; $\rho = 0$ kg/m³

Ambient Temperature : 23.4 °C

DASY5 Configuration:

- Probe: AM1DV3 - 3106; ; Calibrated: 2022/12/13
- Sensor-Surface: 0mm (Fix Surface)
- Electronics: DAE4 Sn1386; Calibrated: 2023/7/17
- Phantom: HAC Test Arch with AMCC; Type: SD HAC P01 BA;
- Measurement SW: DASY52, Version 52.10 (3); SEMCAD X Version 14.6.13 (7474)


Ch20525/z (axial) 4.2mm 50 x 50/ABM Interpolated SNR(x,y,z) (121x121x1):

Interpolated grid: dx=1.000 mm, dy=1.000 mm

ABM1/ABM2 = 39.43 dB

ABM1 comp = -6.05 dBA/m

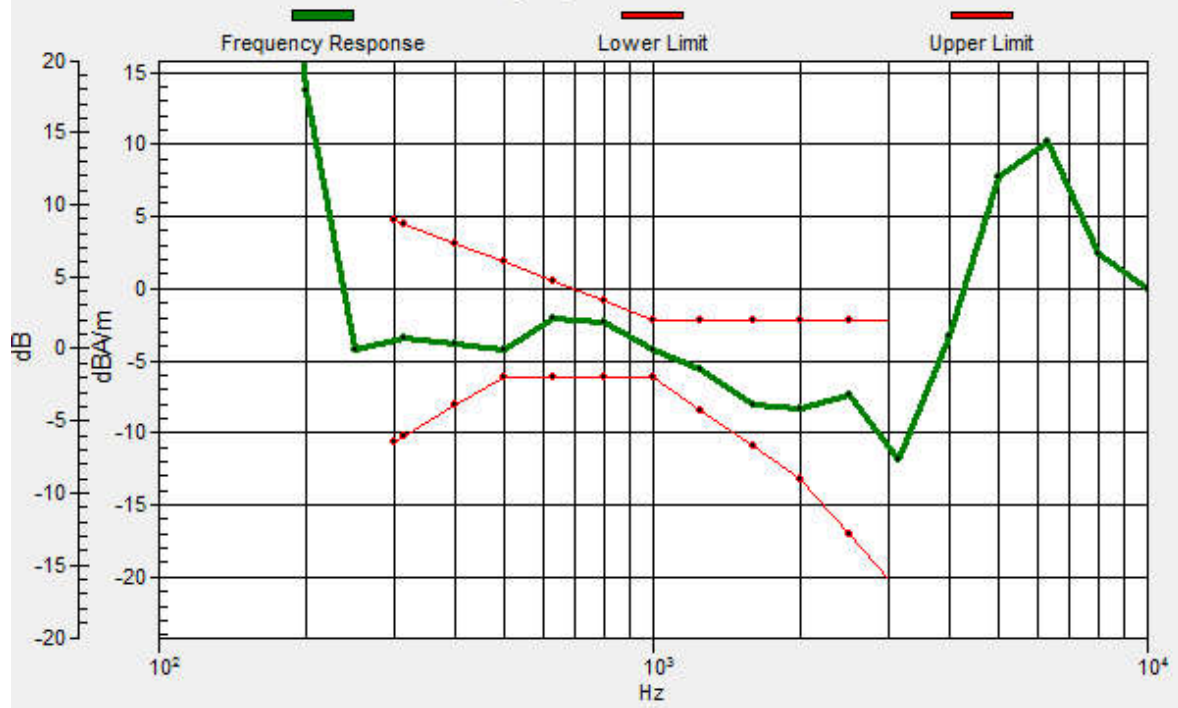
Location: 6.3, -9.6, 3.7 mm



0 dB = 93.69 = 39.43 dB

Ch20525/z (axial) wideband at best S/N/ABM Freq Resp(x,y,z,f)

Loc: 6.3, -9.6, 3.7 mm Diff: 1.44dB



07_HAC T-Coil_LTE Band 5_10M_QPSK_1RB_0Offset_Ch20525_Y

Communication System: UID 0, LTE (0); Frequency: 836.5 MHz;Duty Cycle: 1:1

Medium: Air Medium parameters used: $\sigma = 0$ S/m, $\epsilon_r = 1$; $\rho = 0$ kg/m³

Ambient Temperature : 23.4 °C

DASY5 Configuration:

- Probe: AM1DV3 - 3106; ; Calibrated: 2022/12/13
- Sensor-Surface: 0mm (Fix Surface)
- Electronics: DAE4 Sn1386; Calibrated: 2023/7/17
- Phantom: HAC Test Arch with AMCC; Type: SD HAC P01 BA;
- Measurement SW: DASY52, Version 52.10 (3); SEMCAD X Version 14.6.13 (7474)


Ch20525/y (transversal) 4.2mm 50 x 50/ABM Interpolated SNR(x,y,z) (121x121x1):

Interpolated grid: dx=1.000 mm, dy=1.000 mm

ABM1/ABM2 = 36.73 dB

ABM1 comp = -12.84 dBA/m

Location: 7.9, -18.3, 3.7 mm



0 dB = 68.60 = 36.73 dB

08_HAC T-Coil_LTE Band 7_20M_QPSK_1RB_0Offset_Ch21100_Z

Communication System: UID 0, LTE (0); Frequency: 2535 MHz; Duty Cycle: 1:1

Medium: Air Medium parameters used: $\sigma = 0$ S/m, $\epsilon_r = 1$; $\rho = 0$ kg/m³

Ambient Temperature : 23.4 °C

DASY5 Configuration:

- Probe: AM1DV3 - 3106; ; Calibrated: 2022/12/13
- Sensor-Surface: 0mm (Fix Surface)
- Electronics: DAE4 Sn1386; Calibrated: 2023/7/17
- Phantom: HAC Test Arch with AMCC; Type: SD HAC P01 BA;
- Measurement SW: DASY52, Version 52.10 (3); SEMCAD X Version 14.6.13 (7474)


Ch21100/z (axial) 4.2mm 50 x 50/ABM Interpolated SNR(x,y,z) (121x121x1):

Interpolated grid: dx=1.000 mm, dy=1.000 mm

ABM1/ABM2 = 39.64 dB

ABM1 comp = -6.31 dBA/m

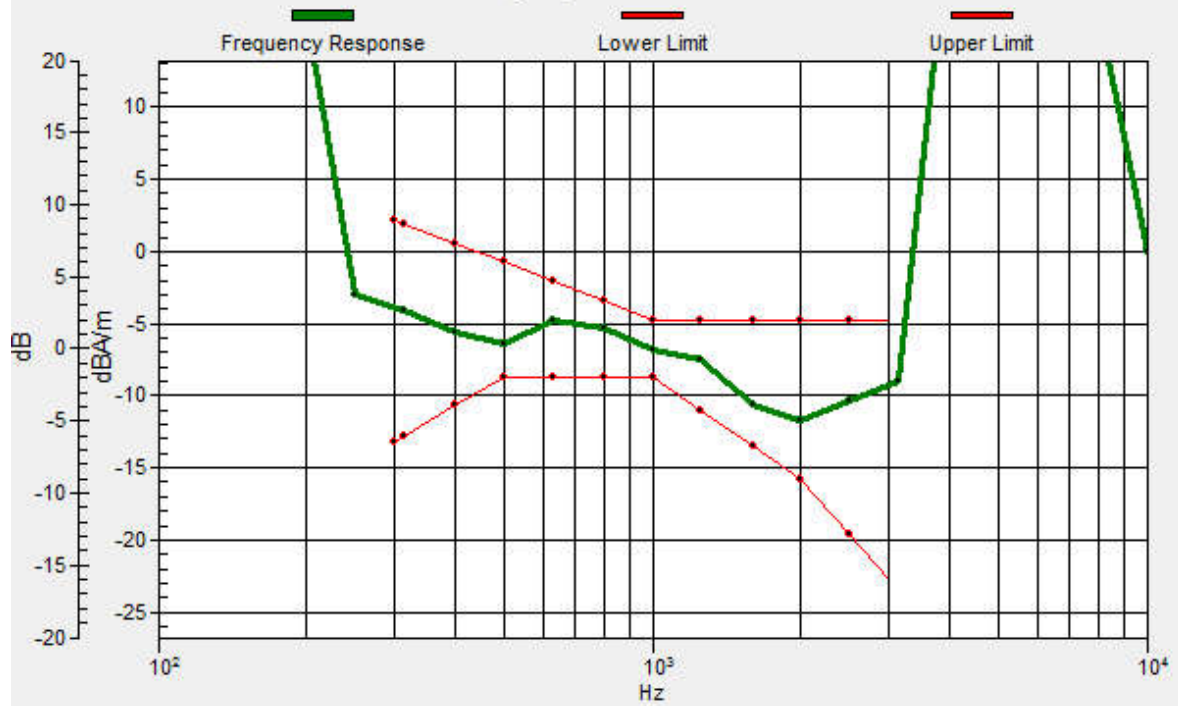
Location: 3.3, -9.6, 3.7 mm



0 dB = 95.93 = 39.64 dB

Ch21100/z (axial) wideband at best S/N/ABM Freq Resp(x,y,z,f)

Loc: 3.2, -9.7, 3.7 mm Diff: 1.89dB



08_HAC T-Coil_LTE Band 7_20M_QPSK_1RB_0Offset_Ch21100_Y

Communication System: UID 0, LTE (0); Frequency: 2535 MHz; Duty Cycle: 1:1

Medium: Air Medium parameters used: $\sigma = 0$ S/m, $\epsilon_r = 1$; $\rho = 0$ kg/m³

Ambient Temperature : 23.4 °C

DASY5 Configuration:

- Probe: AM1DV3 - 3106; ; Calibrated: 2022/12/13
- Sensor-Surface: 0mm (Fix Surface)
- Electronics: DAE4 Sn1386; Calibrated: 2023/7/17
- Phantom: HAC Test Arch with AMCC; Type: SD HAC P01 BA;
- Measurement SW: DASY52, Version 52.10 (3); SEMCAD X Version 14.6.13 (7474)


Ch21100/y (transversal) 4.2mm 50 x 50/ABM Interpolated SNR(x,y,z) (121x121x1):

Interpolated grid: dx=1.000 mm, dy=1.000 mm

ABM1/ABM2 = 38.23 dB

ABM1 comp = -13.49 dBA/m

Location: 3.8, -17.5, 3.7 mm



0 dB = 81.55 = 38.23 dB

09_HAC T-Coil_LTE Band 12_10M_QPSK_1RB_0Offset_Ch23095_Z

Communication System: UID 0, LTE (0); Frequency: 707.5 MHz; Duty Cycle: 1:1

Medium: Air Medium parameters used: $\sigma = 0$ S/m, $\epsilon_r = 1$; $\rho = 0$ kg/m³

Ambient Temperature : 23.4 °C

DASY5 Configuration:

- Probe: AM1DV3 - 3106; ; Calibrated: 2022/12/13
- Sensor-Surface: 0mm (Fix Surface)
- Electronics: DAE4 Sn1386; Calibrated: 2023/7/17
- Phantom: HAC Test Arch with AMCC; Type: SD HAC P01 BA;
- Measurement SW: DASY52, Version 52.10 (3); SEMCAD X Version 14.6.13 (7474)


Ch23095/z (axial) 4.2mm 50 x 50/ABM Interpolated SNR(x,y,z) (121x121x1):

Interpolated grid: dx=1.000 mm, dy=1.000 mm

ABM1/ABM2 = 40.96 dB

ABM1 comp = -4.76 dBA/m

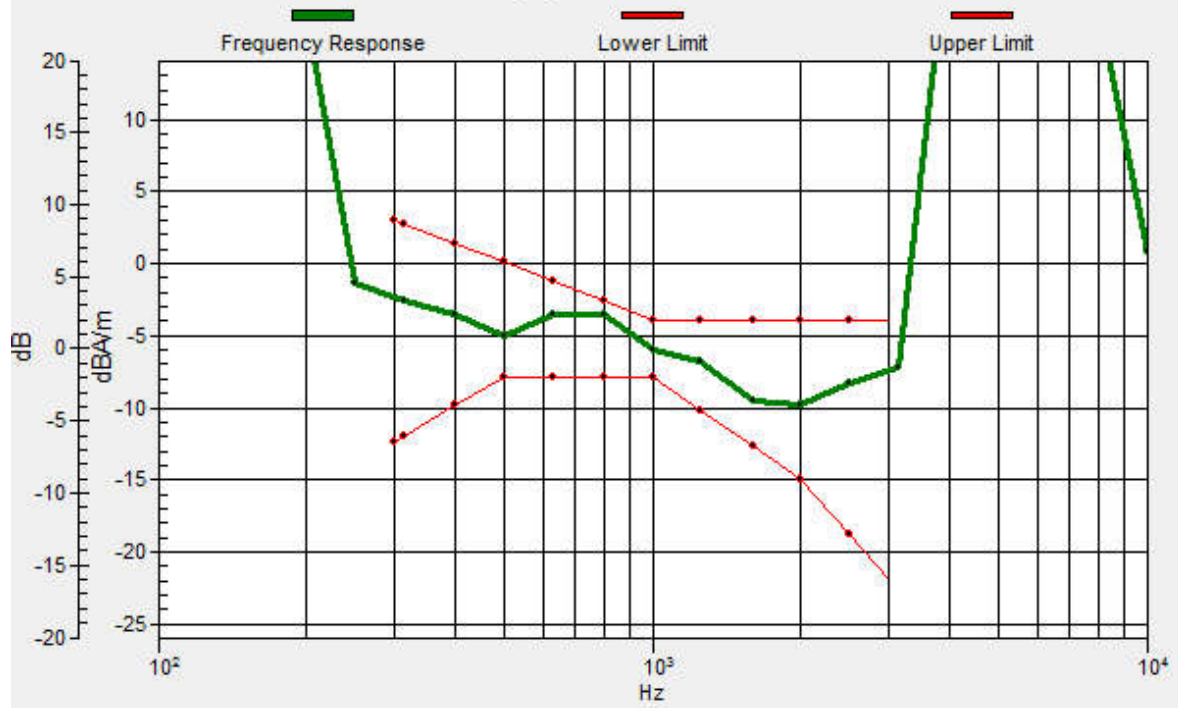
Location: 5, -9.2, 3.7 mm



0 dB = 111.7 = 40.96 dB

Ch23095/z (axial) wideband at best S/N/ABM Freq Resp(x,y,z,f)

Loc: 4.9, -9, 3.7 mm Diff: 0.88dB



09_HAC T-Coil_LTE Band 12_10M_QPSK_1RB_0Offset_Ch23095_Y

Communication System: UID 0, LTE (0); Frequency: 707.5 MHz; Duty Cycle: 1:1

Medium: Air Medium parameters used: $\sigma = 0$ S/m, $\epsilon_r = 1$; $\rho = 0$ kg/m³

Ambient Temperature : 23.4 °C

DASY5 Configuration:

- Probe: AM1DV3 - 3106; ; Calibrated: 2022/12/13
- Sensor-Surface: 0mm (Fix Surface)
- Electronics: DAE4 Sn1386; Calibrated: 2023/7/17
- Phantom: HAC Test Arch with AMCC; Type: SD HAC P01 BA;
- Measurement SW: DASY52, Version 52.10 (3); SEMCAD X Version 14.6.13 (7474)


Ch23095/y (transversal) 4.2mm 50 x 50/ABM Interpolated SNR(x,y,z) (121x121x1):

Interpolated grid: dx=1.000 mm, dy=1.000 mm

ABM1/ABM2 = 35.14 dB

ABM1 comp = -14.11 dBA/m

Location: 3.8, -20, 3.7 mm



0 dB = 57.12 = 35.14 dB

10_HAC T-Coil_LTE Band 13_10M_QPSK_1RB_0Offset_Ch23230_Z

Communication System: UID 0, LTE (0); Frequency: 782 MHz; Duty Cycle: 1:1

Medium: Air Medium parameters used: $\sigma = 0 \text{ S/m}$, $\epsilon_r = 1$; $\rho = 0 \text{ kg/m}^3$

Ambient Temperature : 23.4 °C

DASY5 Configuration:

- Probe: AM1DV3 - 3106; ; Calibrated: 2022/12/13
- Sensor-Surface: 0mm (Fix Surface)
- Electronics: DAE4 Sn1386; Calibrated: 2023/7/17
- Phantom: HAC Test Arch with AMCC; Type: SD HAC P01 BA;
- Measurement SW: DASY52, Version 52.10 (3); SEMCAD X Version 14.6.13 (7474)


Ch23230/z (axial) 4.2mm 50 x 50/ABM Interpolated SNR(x,y,z) (121x121x1):

Interpolated grid: dx=1.000 mm, dy=1.000 mm

ABM1/ABM2 = 46.12 dB

ABM1 comp = -1.76 dBA/m

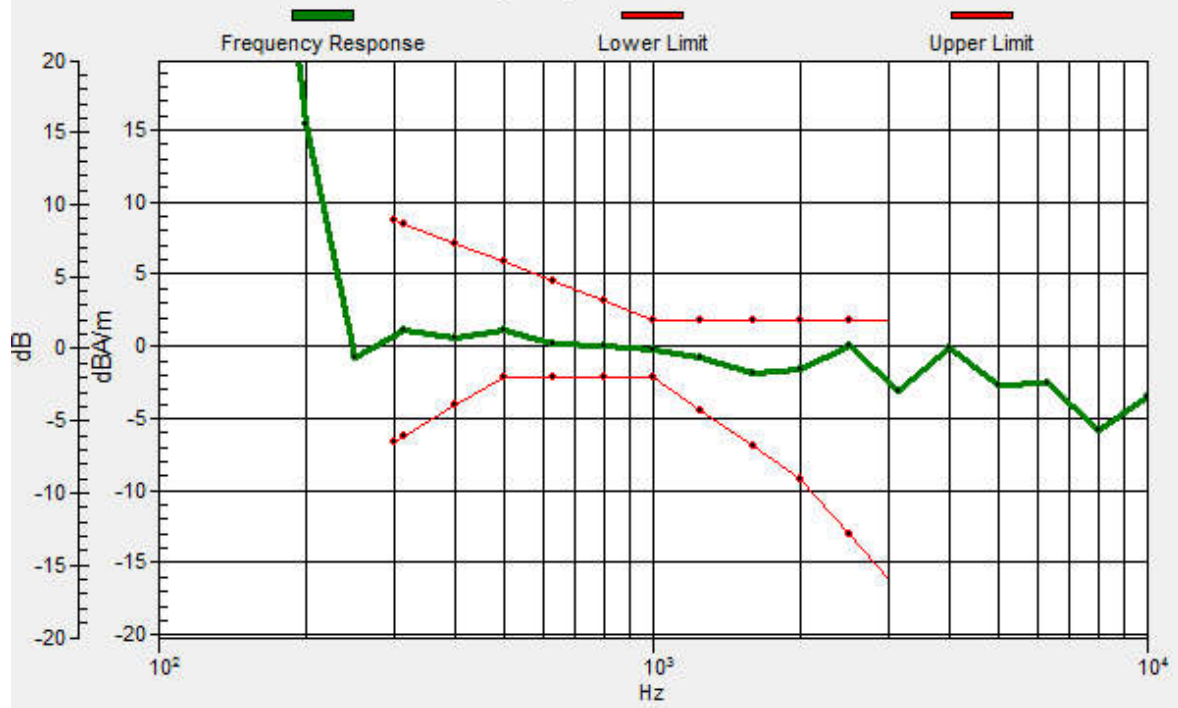
Location: 3.8, -11.7, 3.7 mm



0 dB = 202.2 = 46.12 dB

Ch23230/z (axial) wideband at best S/N/ABM Freq Resp(x,y,z,f)

Loc: 3.8, -11.6, 3.7 mm Diff: 1.82dB



10_HAC T-Coil_LTE Band 13_10M_QPSK_1RB_0Offset_Ch23230_Y

Communication System: UID 0, LTE (0); Frequency: 782 MHz; Duty Cycle: 1:1

Medium: Air Medium parameters used: $\sigma = 0 \text{ S/m}$, $\epsilon_r = 1$; $\rho = 0 \text{ kg/m}^3$

Ambient Temperature : 23.4 °C

DASY5 Configuration:

- Probe: AM1DV3 - 3106; ; Calibrated: 2022/12/13
- Sensor-Surface: 0mm (Fix Surface)
- Electronics: DAE4 Sn1386; Calibrated: 2023/7/17
- Phantom: HAC Test Arch with AMCC; Type: SD HAC P01 BA;
- Measurement SW: DASY52, Version 52.10 (3); SEMCAD X Version 14.6.13 (7474)


Ch23230/y (transversal) 4.2mm 50 x 50/ABM Interpolated SNR(x,y,z) (121x121x1):

Interpolated grid: dx=1.000 mm, dy=1.000 mm

ABM1/ABM2 = 42.37 dB

ABM1 comp = -7.80 dBA/m

Location: 8.3, -20, 3.7 mm



0 dB = 131.3 = 42.37 dB

11_HAC T-Coil_LTE Band 14_10M_QPSK_1RB_0Offset_Ch23330_Z

Communication System: UID 0, LTE (0); Frequency: 793 MHz;Duty Cycle: 1:1

Medium: Air Medium parameters used: $\sigma = 0$ S/m, $\epsilon_r = 1$; $\rho = 0$ kg/m³

Ambient Temperature : 23.4 °C

DASY5 Configuration:

- Probe: AM1DV3 - 3106; ; Calibrated: 2022/12/13
- Sensor-Surface: 0mm (Fix Surface)
- Electronics: DAE4 Sn1386; Calibrated: 2023/7/17
- Phantom: HAC Test Arch with AMCC; Type: SD HAC P01 BA;
- Measurement SW: DASY52, Version 52.10 (3); SEMCAD X Version 14.6.13 (7474)


Ch23330/z (axial) 4.2mm 50 x 50/ABM Interpolated SNR(x,y,z) (121x121x1):

Interpolated grid: dx=1.000 mm, dy=1.000 mm

ABM1/ABM2 = 43.77 dB

ABM1 comp = -0.65 dBA/m

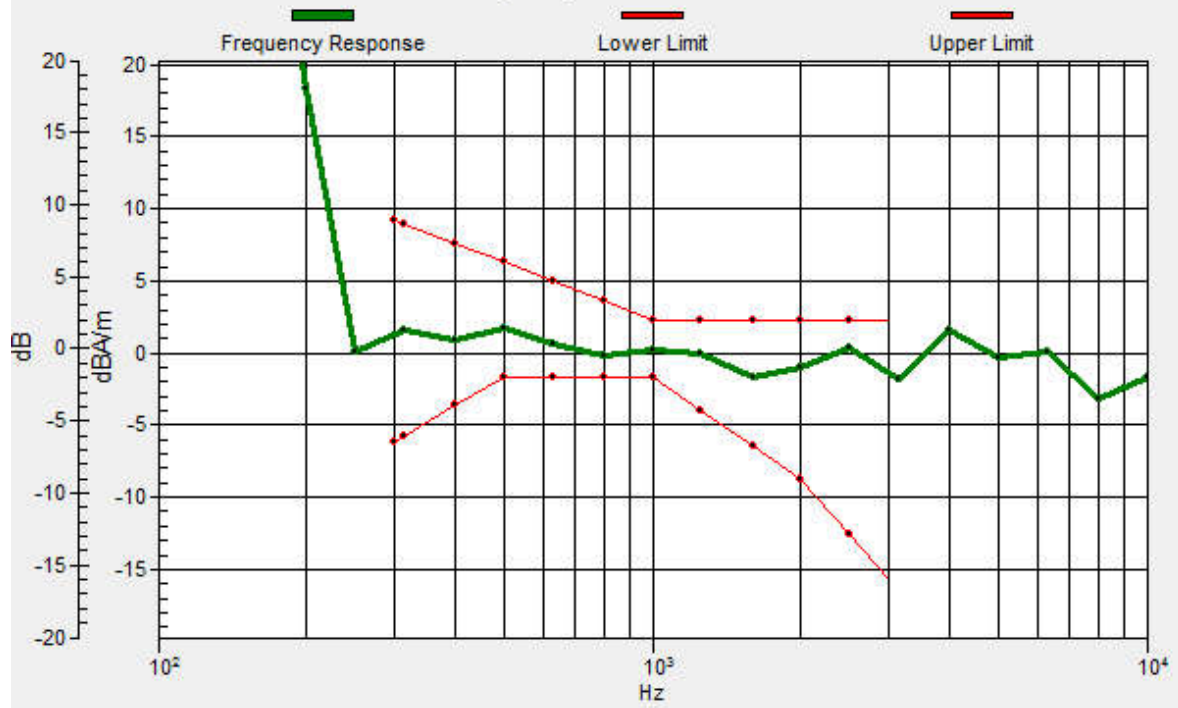
Location: 4.6, -11.3, 3.7 mm



0 dB = 154.3 = 43.77 dB

Ch23330/z (axial) wideband at best S/N/ABM Freq Resp(x,y,z,f)

Loc: 4.5, -11.2, 3.7 mm Diff: 1.56dB



11_HAC T-Coil_LTE Band 14_10M_QPSK_1RB_0Offset_Ch23330_Y

Communication System: UID 0, LTE (0); Frequency: 793 MHz;Duty Cycle: 1:1

Medium: Air Medium parameters used: $\sigma = 0 \text{ S/m}$, $\epsilon_r = 1$; $\rho = 0 \text{ kg/m}^3$

Ambient Temperature : 23.4 °C

DASY5 Configuration:

- Probe: AM1DV3 - 3106; ; Calibrated: 2022/12/13
- Sensor-Surface: 0mm (Fix Surface)
- Electronics: DAE4 Sn1386; Calibrated: 2023/7/17
- Phantom: HAC Test Arch with AMCC; Type: SD HAC P01 BA;
- Measurement SW: DASY52, Version 52.10 (3); SEMCAD X Version 14.6.13 (7474)


Ch23330/y (transversal) 4.2mm 50 x 50/ABM Interpolated SNR(x,y,z) (121x121x1):

Interpolated grid: dx=1.000 mm, dy=1.000 mm

ABM1/ABM2 = 42.91 dB

ABM1 comp = -7.38 dBA/m

Location: 5.8, -19.6, 3.7 mm



0 dB = 139.8 = 42.91 dB

12_HAC T-Coil_LTE Band 30_10M_QPSK_1RB_0Offset_Ch27710_Z

Communication System: UID 0, LTE (0); Frequency: 2310 MHz; Duty Cycle: 1:1

Medium: Air Medium parameters used: $\sigma = 0 \text{ S/m}$, $\epsilon_r = 1$; $\rho = 0 \text{ kg/m}^3$

Ambient Temperature : 23.4 °C

DASY5 Configuration:

- Probe: AM1DV3 - 3106; ; Calibrated: 2022/12/13
- Sensor-Surface: 0mm (Fix Surface)
- Electronics: DAE4 Sn1386; Calibrated: 2023/7/17
- Phantom: HAC Test Arch with AMCC; Type: SD HAC P01 BA;
- Measurement SW: DASY52, Version 52.10 (3); SEMCAD X Version 14.6.13 (7474)


Ch27710/z (axial) 4.2mm 50 x 50/ABM Interpolated SNR(x,y,z) (121x121x1):

Interpolated grid: dx=1.000 mm, dy=1.000 mm

ABM1/ABM2 = 45.28 dB

ABM1 comp = 1.65 dBA/m

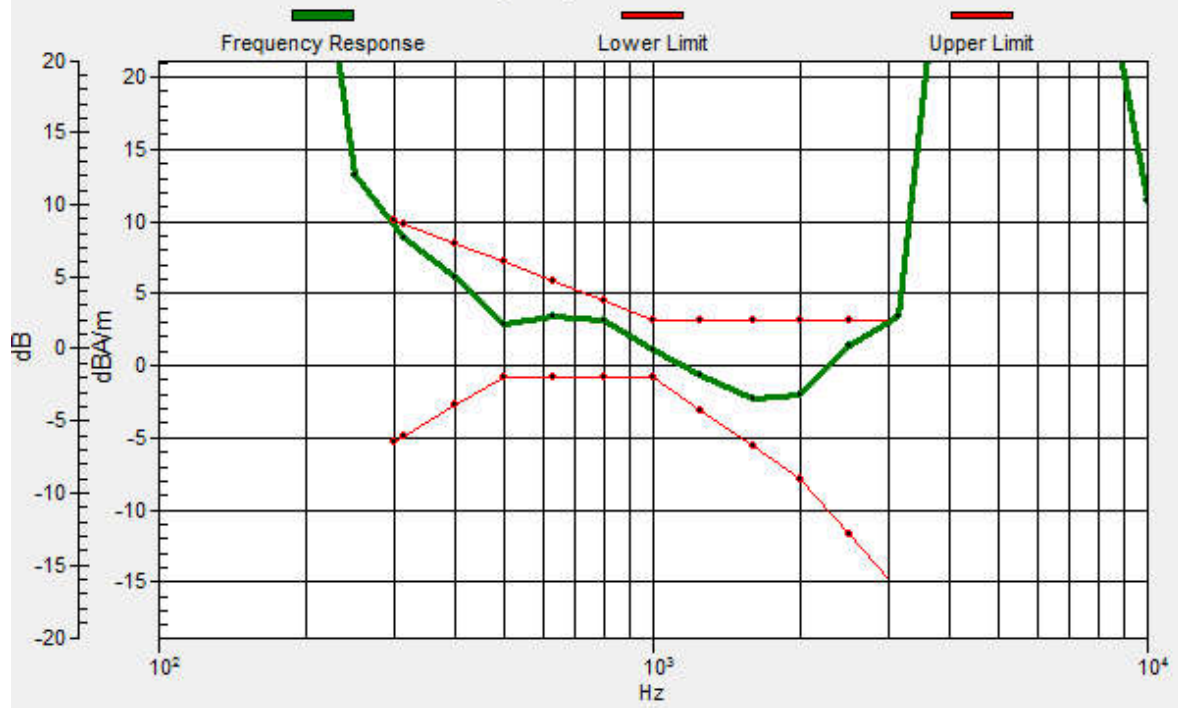
Location: 7.5, -11.7, 3.7 mm



0 dB = 183.7 = 45.28 dB

Ch27710/z (axial) wideband at best S/N/ABM Freq Resp(x,y,z,f)

Loc: 7.4, -11.5, 3.7 mm Diff: 0.19dB



12_HAC T-Coil_LTE Band 30_10M_QPSK_1RB_0Offset_Ch27710_Y

Communication System: UID 0, LTE (0); Frequency: 2310 MHz; Duty Cycle: 1:1

Medium: Air Medium parameters used: $\sigma = 0$ S/m, $\epsilon_r = 1$; $\rho = 0$ kg/m³

Ambient Temperature : 23.4 °C

DASY5 Configuration:

- Probe: AM1DV3 - 3106; ; Calibrated: 2022/12/13
- Sensor-Surface: 0mm (Fix Surface)
- Electronics: DAE4 Sn1386; Calibrated: 2023/7/17
- Phantom: HAC Test Arch with AMCC; Type: SD HAC P01 BA;
- Measurement SW: DASY52, Version 52.10 (3); SEMCAD X Version 14.6.13 (7474)


Ch27710/y (transversal) 4.2mm 50 x 50/ABM Interpolated SNR(x,y,z) (121x121x1):

Interpolated grid: dx=1.000 mm, dy=1.000 mm

ABM1/ABM2 = 42.46 dB

ABM1 comp = -8.20 dBA/m

Location: 3.8, -17.1, 3.7 mm



0 dB = 132.8 = 42.46 dB

13_HAC T-Coil_LTE Band 66_20M_QPSK_1RB_0Offset_Ch132322_Z

Communication System: UID 0, LTE (0); Frequency: 1745 MHz; Duty Cycle: 1:1

Medium: Air Medium parameters used: $\sigma = 0 \text{ S/m}$, $\epsilon_r = 1$; $\rho = 0 \text{ kg/m}^3$

Ambient Temperature : 23.4 °C

DASY5 Configuration:

- Probe: AM1DV3 - 3106; ; Calibrated: 2022/12/13
- Sensor-Surface: 0mm (Fix Surface)
- Electronics: DAE4 Sn1386; Calibrated: 2023/7/17
- Phantom: HAC Test Arch with AMCC; Type: SD HAC P01 BA;
- Measurement SW: DASY52, Version 52.10 (3); SEMCAD X Version 14.6.13 (7474)


Ch132322/z (axial) 4.2mm 50 x 50/ABM Interpolated SNR(x,y,z) (121x121x1):

Interpolated grid: dx=1.000 mm, dy=1.000 mm

ABM1/ABM2 = 40.12 dB

ABM1 comp = -5.91 dBA/m

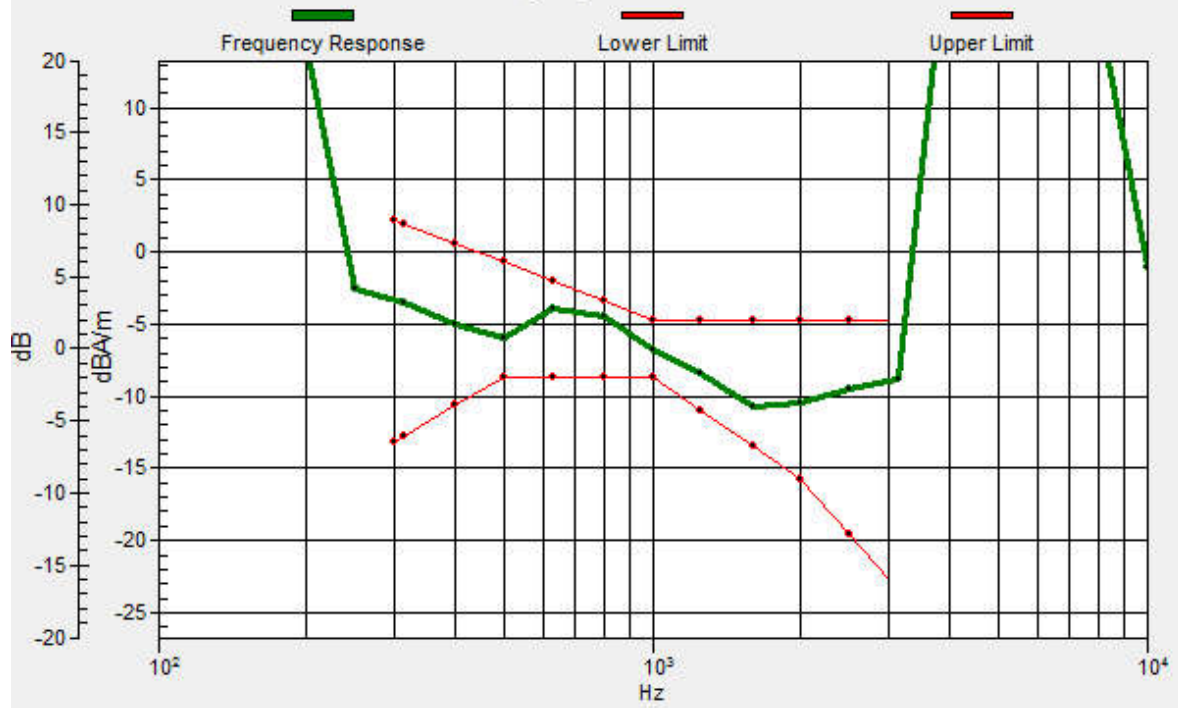
Location: 3.3, -9.6, 3.7 mm



0 dB = 101.4 = 40.12 dB

Ch132322/z (axial) wideband at best S/N/ABM Freq Resp(x,y,z,f)

Loc: 3.2, -9.4, 3.7 mm Diff: 1dB



13_HAC T-Coil_LTE Band 66_20M_QPSK_1RB_0Offset_Ch132322_Y

Communication System: UID 0, LTE (0); Frequency: 1745 MHz;Duty Cycle: 1:1

Medium: Air Medium parameters used: $\sigma = 0$ S/m, $\epsilon_r = 1$; $\rho = 0$ kg/m³

Ambient Temperature : 23.4 °C

DASY5 Configuration:

- Probe: AM1DV3 - 3106; ; Calibrated: 2022/12/13
- Sensor-Surface: 0mm (Fix Surface)
- Electronics: DAE4 Sn1386; Calibrated: 2023/7/17
- Phantom: HAC Test Arch with AMCC; Type: SD HAC P01 BA;
- Measurement SW: DASY52, Version 52.10 (3); SEMCAD X Version 14.6.13 (7474)

Ch132322/y (transversal) 4.2mm 50 x 50/ABM Interpolated SNR(x,y,z)

(121x121x1): Interpolated grid: dx=1.000 mm, dy=1.000 mm

ABM1/ABM2 = 37.12 dB

ABM1 comp = -12.02 dBA/m

Location: 7.9, -17.5, 3.7 mm



20_HAC T-Coil_WLAN 2.4GHz_802.11b_1Mbps_Ch6_Z

Communication System: UID 0, WIFI (0); Frequency: 2437 MHz; Duty Cycle: 1:1.09018

Medium: Air Medium parameters used: $\sigma = 0$ S/m, $\epsilon_r = 1$; $\rho = 0$ kg/m³

Ambient Temperature : 23.4 °C

DASY5 Configuration:

- Probe: AM1DV3 - 3106; ; Calibrated: 2022/12/13
- Sensor-Surface: 0mm (Fix Surface)
- Electronics: DAE4 Sn1386; Calibrated: 2023/7/17
- Phantom: HAC Test Arch with AMCC; Type: SD HAC P01 BA;
- Measurement SW: DASY52, Version 52.10 (3); SEMCAD X Version 14.6.13 (7474)


Ch6/z (axial) 4.2mm 50 x 50/ABM Interpolated SNR(x,y,z) (121x121x1): Interpolated

grid: dx=1.000 mm, dy=1.000 mm

ABM1/ABM2 = 42.66 dB

ABM1 comp = -1.68 dBA/m

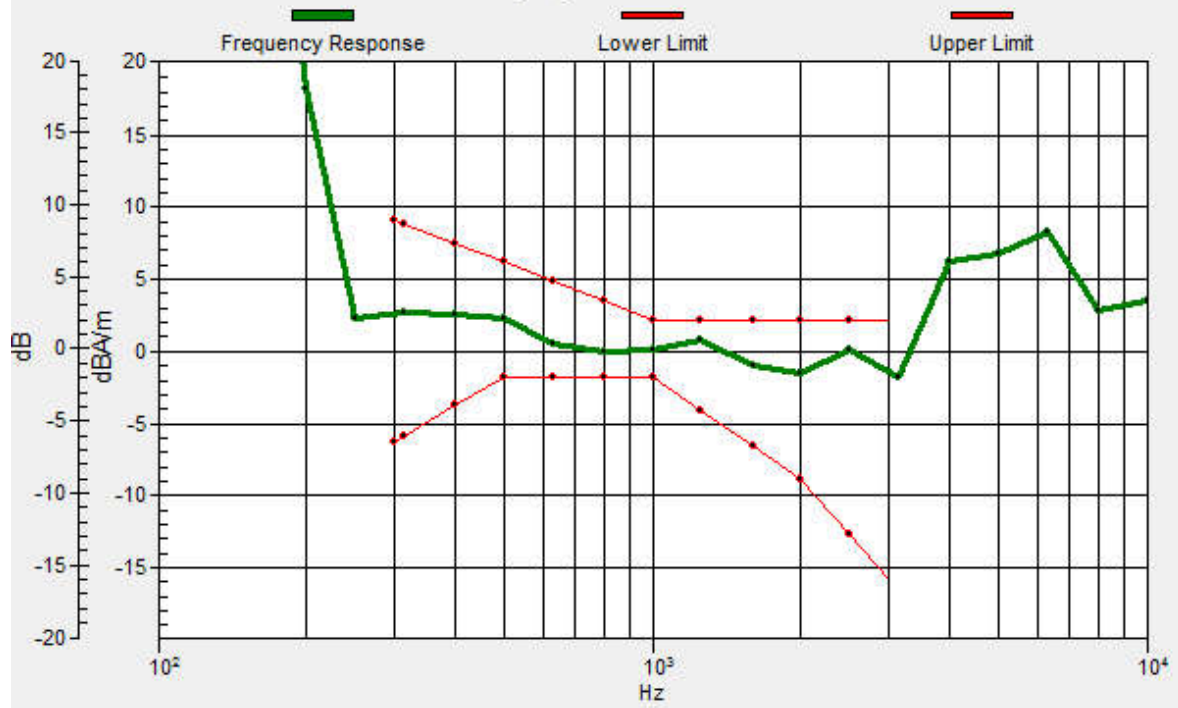
Location: 4.6, -10.8, 3.7 mm



0 dB = 135.9 = 42.66 dB

Ch6/z (axial) wideband at best S/N/ABM Freq Resp(x,y,z,f)

Loc: 4.5, -11, 3.7 mm Diff: 1.45dB



20_HAC T-Coil_WLAN 2.4GHz_802.11b_1Mbps_Ch6_Y

Communication System: UID 0, WIFI (0); Frequency: 2437 MHz; Duty Cycle: 1:1.09018

Medium: Air Medium parameters used: $\sigma = 0$ S/m, $\epsilon_r = 1$; $\rho = 0$ kg/m³

Ambient Temperature : 23.4 °C

DASY5 Configuration:

- Probe: AM1DV3 - 3106; ; Calibrated: 2022/12/13
- Sensor-Surface: 0mm (Fix Surface)
- Electronics: DAE4 Sn1386; Calibrated: 2023/7/17
- Phantom: HAC Test Arch with AMCC; Type: SD HAC P01 BA;
- Measurement SW: DASY52, Version 52.10 (3); SEMCAD X Version 14.6.13 (7474)


Ch6/y (transversal) 4.2mm 50 x 50/ABM Interpolated SNR(x,y,z) (121x121x1):

Interpolated grid: dx=1.000 mm, dy=1.000 mm

ABM1/ABM2 = 34.84 dB

ABM1 comp = -12.77 dBA/m

Location: 4.6, -25, 3.7 mm



0 dB = 55.22 = 34.84 dB

21_HAC T-Coil_WLAN 5GHz_802.11ac-VHT20 MCS0_Ch40_Z

Communication System: UID 0, WIFI (0); Frequency: 5200 MHz;Duty Cycle: 1:1.09018

Medium: Air Medium parameters used: $\sigma = 0$ S/m, $\epsilon_r = 1$; $\rho = 0$ kg/m³

Ambient Temperature : 23.4 °C

DASY5 Configuration:

- Probe: AM1DV3 - 3106; ; Calibrated: 2022/12/13
- Sensor-Surface: 0mm (Fix Surface)
- Electronics: DAE4 Sn1386; Calibrated: 2023/7/17
- Phantom: HAC Test Arch with AMCC; Type: SD HAC P01 BA;
- Measurement SW: DASY52, Version 52.10 (3); SEMCAD X Version 14.6.13 (7474)


Ch40/z (axial) 4.2mm 50 x 50/ABM Interpolated SNR(x,y,z) (121x121x1): Interpolated

grid: dx=1.000 mm, dy=1.000 mm

ABM1/ABM2 = 42.53 dB

ABM1 comp = -2.08 dBA/m

Location: 5.4, -12.1, 3.7 mm



0 dB = 133.8 = 42.53 dB

Ch40/z (axial) wideband at best S/N/ABM Freq Resp(x,y,z,f)

Loc: 5.5, -12.2, 3.7 mm Diff: 1.61dB



21_HAC T-Coil_WLAN 5GHz_802.11ac-VHT20 MCS0_Ch40_Y

Communication System: UID 0, WIFI (0); Frequency: 5200 MHz; Duty Cycle: 1:1.09018

Medium: Air Medium parameters used: $\sigma = 0$ S/m, $\epsilon_r = 1$; $\rho = 0$ kg/m³

Ambient Temperature : 23.4 °C

DASY5 Configuration:

- Probe: AM1DV3 - 3106; ; Calibrated: 2022/12/13
- Sensor-Surface: 0mm (Fix Surface)
- Electronics: DAE4 Sn1386; Calibrated: 2023/7/17
- Phantom: HAC Test Arch with AMCC; Type: SD HAC P01 BA;
- Measurement SW: DASY52, Version 52.10 (3); SEMCAD X Version 14.6.13 (7474)


Ch40/y (transversal) 4.2mm 50 x 50/ABM Interpolated SNR(x,y,z) (121x121x1):

Interpolated grid: dx=1.000 mm, dy=1.000 mm

ABM1/ABM2 = 37.30 dB

ABM1 comp = -11.18 dBA/m

Location: 4.6, -22.1, 3.7 mm



0 dB = 73.25 = 37.30 dB

22_HAC T-Coil_WLAN 5GHz_802.11ac-VHT20 MCS0_Ch56_Z

Communication System: UID 0, WIFI (0); Frequency: 5280 MHz; Duty Cycle: 1:1.09018

Medium: Air Medium parameters used: $\sigma = 0$ S/m, $\epsilon_r = 1$; $\rho = 0$ kg/m³

Ambient Temperature : 23.4 °C

DASY5 Configuration:

- Probe: AM1DV3 - 3106; ; Calibrated: 2022/12/13
- Sensor-Surface: 0mm (Fix Surface)
- Electronics: DAE4 Sn1386; Calibrated: 2023/7/17
- Phantom: HAC Test Arch with AMCC; Type: SD HAC P01 BA;
- Measurement SW: DASY52, Version 52.10 (3); SEMCAD X Version 14.6.13 (7474)


Ch56/z (axial) 4.2mm 50 x 50/ABM Interpolated SNR(x,y,z) (121x121x1): Interpolated

grid: dx=1.000 mm, dy=1.000 mm

ABM1/ABM2 = 44.77 dB

ABM1 comp = -1.23 dBA/m

Location: 4.2, -9.2, 3.7 mm



0 dB = 173.2 = 44.77 dB

Ch56/z (axial) wideband at best S/N/ABM Freq Resp(x,y,z,f)

Loc: 4.2, -8.9, 3.7 mm Diff: 1.81dB



22_HAC T-Coil_WLAN 5GHz_802.11ac-VHT20 MCS0_Ch56_Y

Communication System: UID 0, WIFI (0); Frequency: 5280 MHz;Duty Cycle: 1:1.09018

Medium: Air Medium parameters used: $\sigma = 0$ S/m, $\epsilon_r = 1$; $\rho = 0$ kg/m³

Ambient Temperature : 23.4 °C

DASY5 Configuration:

- Probe: AM1DV3 - 3106; ; Calibrated: 2022/12/13
- Sensor-Surface: 0mm (Fix Surface)
- Electronics: DAE4 Sn1386; Calibrated: 2023/7/17
- Phantom: HAC Test Arch with AMCC; Type: SD HAC P01 BA;
- Measurement SW: DASY52, Version 52.10 (3); SEMCAD X Version 14.6.13 (7474)


Ch56/y (transversal) 4.2mm 50 x 50/ABM Interpolated SNR(x,y,z) (121x121x1):

Interpolated grid: dx=1.000 mm, dy=1.000 mm

ABM1/ABM2 = 37.92 dB

ABM1 comp = -10.06 dBA/m

Location: 4.2, -20.8, 3.7 mm



0 dB = 78.70 = 37.92 dB

23_HAC T-Coil_WLAN 5GHz_802.11ac-VHT20 MCS0_Ch116_Z

Communication System: UID 0, WIFI (0); Frequency: 5580 MHz;Duty Cycle: 1:1.09018

Medium: Air Medium parameters used: $\sigma = 0$ S/m, $\epsilon_r = 1$; $\rho = 0$ kg/m³

Ambient Temperature : 23.4 °C

DASY5 Configuration:

- Probe: AM1DV3 - 3106; ; Calibrated: 2022/12/13
- Sensor-Surface: 0mm (Fix Surface)
- Electronics: DAE4 Sn1386; Calibrated: 2023/7/17
- Phantom: HAC Test Arch with AMCC; Type: SD HAC P01 BA;
- Measurement SW: DASY52, Version 52.10 (3); SEMCAD X Version 14.6.13 (7474)


Ch116/z (axial) 4.2mm 50 x 50/ABM Interpolated SNR(x,y,z) (121x121x1):

Interpolated grid: dx=1.000 mm, dy=1.000 mm

ABM1/ABM2 = 44.64 dB

ABM1 comp = -2.46 dBA/m

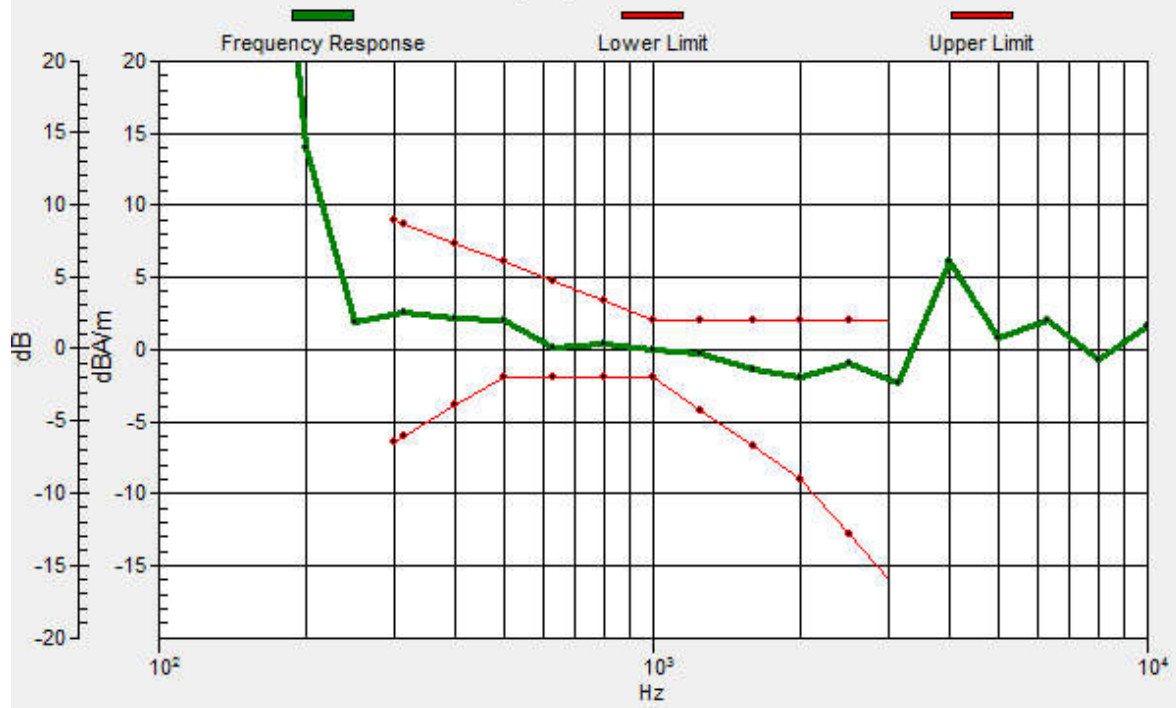
Location: 3.8, -9.2, 3.7 mm



0 dB = 170.7 = 44.64 dB

Ch116/z (axial) wideband at best S/N/ABM Freq Resp(x,y,z,f)

Loc: 4, -9.3, 3.7 mm Diff: 2dB



23_HAC T-Coil_WLAN 5GHz_802.11ac-VHT20 MCS0_Ch116_Y

Communication System: UID 0, WIFI (0); Frequency: 5580 MHz;Duty Cycle: 1:1.09018

Medium: Air Medium parameters used: $\sigma = 0$ S/m, $\epsilon_r = 1$; $\rho = 0$ kg/m³

Ambient Temperature : 23.4 °C

DASY5 Configuration:

- Probe: AM1DV3 - 3106; ; Calibrated: 2022/12/13
- Sensor-Surface: 0mm (Fix Surface)
- Electronics: DAE4 Sn1386; Calibrated: 2023/7/17
- Phantom: HAC Test Arch with AMCC; Type: SD HAC P01 BA;
- Measurement SW: DASY52, Version 52.10 (3); SEMCAD X Version 14.6.13 (7474)


Ch116/y (transversal) 4.2mm 50 x 50/ABM Interpolated SNR(x,y,z) (121x121x1):

Interpolated grid: dx=1.000 mm, dy=1.000 mm

ABM1/ABM2 = 38.81 dB

ABM1 comp = -9.89 dBA/m

Location: 3.8, -20, 3.7 mm



0 dB = 87.17 = 38.81 dB

24_HAC T-Coil_WLAN 5GHz_802.11ac-VHT20 MCS0_Ch157_Z

Communication System: UID 0, WIFI (0); Frequency: 5785 MHz; Duty Cycle: 1:1.09018

Medium: Air Medium parameters used: $\sigma = 0 \text{ S/m}$, $\epsilon_r = 1$; $\rho = 0 \text{ kg/m}^3$

Ambient Temperature : 23.4 °C

DASY5 Configuration:

- Probe: AM1DV3 - 3106; ; Calibrated: 2022/12/13
- Sensor-Surface: 0mm (Fix Surface)
- Electronics: DAE4 Sn1386; Calibrated: 2023/7/17
- Phantom: HAC Test Arch with AMCC; Type: SD HAC P01 BA;
- Measurement SW: DASY52, Version 52.10 (3); SEMCAD X Version 14.6.13 (7474)


Ch157/z (axial) 4.2mm 50 x 50/ABM Interpolated SNR(x,y,z) (121x121x1):

Interpolated grid: dx=1.000 mm, dy=1.000 mm

ABM1/ABM2 = 43.47 dB

ABM1 comp = -3.09 dBA/m

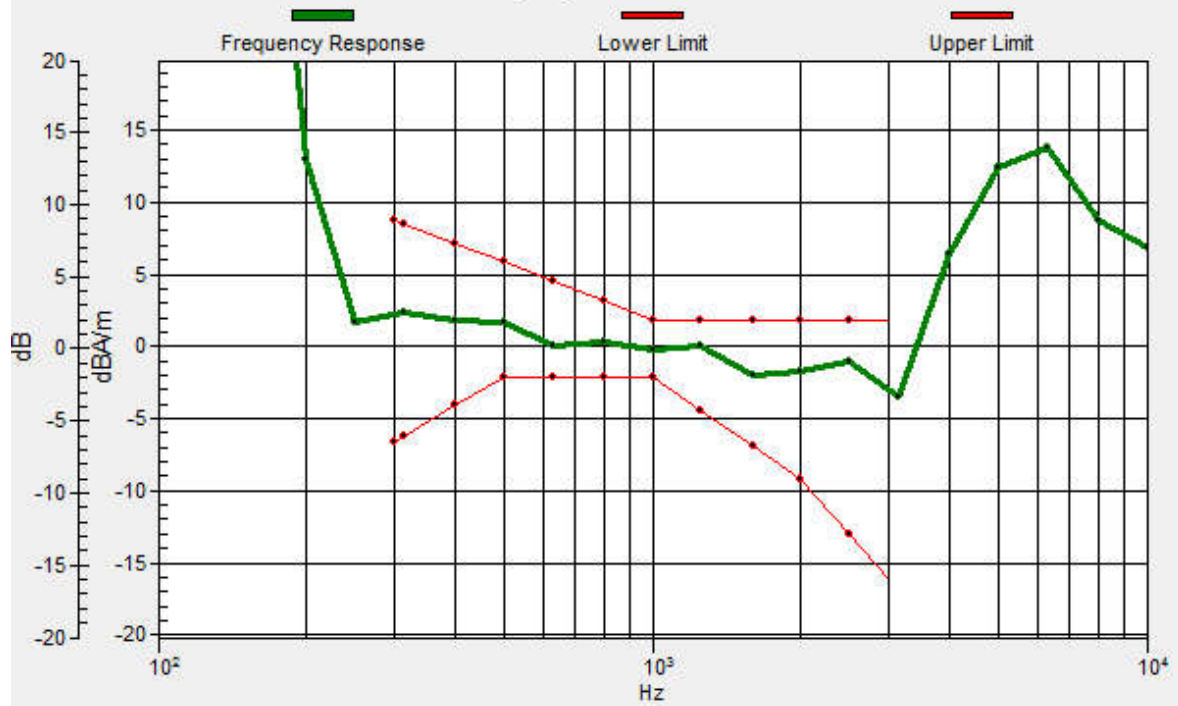
Location: 4.2, -12.1, 3.7 mm



0 dB = 149.2 = 43.48 dB

Ch157/z (axial) wideband at best S/N/ABM Freq Resp(x,y,z,f)

Loc: 4.2, -12, 3.7 mm Diff: 1.83dB



24_HAC T-Coil_WLAN 5GHz_802.11ac-VHT20 MCS0_Ch157_Y

Communication System: UID 0, WIFI (0); Frequency: 5785 MHz; Duty Cycle: 1:1.09018

Medium: Air Medium parameters used: $\sigma = 0$ S/m, $\epsilon_r = 1$; $\rho = 0$ kg/m³

Ambient Temperature : 23.4 °C

DASY5 Configuration:

- Probe: AM1DV3 - 3106; ; Calibrated: 2022/12/13
- Sensor-Surface: 0mm (Fix Surface)
- Electronics: DAE4 Sn1386; Calibrated: 2023/7/17
- Phantom: HAC Test Arch with AMCC; Type: SD HAC P01 BA;
- Measurement SW: DASY52, Version 52.10 (3); SEMCAD X Version 14.6.13 (7474)


Ch157/y (transversal) 4.2mm 50 x 50/ABM Interpolated SNR(x,y,z) (121x121x1):

Interpolated grid: dx=1.000 mm, dy=1.000 mm

ABM1/ABM2 = 36.61 dB

ABM1 comp = -15.40 dBA/m

Location: -0.4, -25, 3.7 mm



0 dB = 67.67 = 36.61 dB