



FCC RF Test Report

APPLICANT : Motorola Mobility LLC
EQUIPMENT : Mobile Cellular Phone
BRAND NAME : Motorola
MODEL NAME : XT2347-1
FCC ID : IHDT56AN1
STANDARD : FCC Part 15 Subpart C §15.247
CLASSIFICATION : (DTS) Digital Transmission System
TEST DATE(S) : Jun. 13, 2023 ~ Jul. 07, 2023

We, Sporton International Inc. (Shenzhen), would like to declare that the tested sample has been evaluated in accordance with the test procedures and has been in compliance with the applicable technical standards.

The test results in this report apply exclusively to the tested model / sample. Without written approval of Sporton International Inc. (Shenzhen), the test report shall not be reproduced except in full.

Jason Jia



Approved by: Jason Jia

Sporton International Inc. (ShenZhen)

1/F, 2/F, Bldg 5, Shiling Industrial Zone, Xinwei Village, Xili, Nanshan, Shenzhen, 518055

People's Republic of China



TABLE OF CONTENTS

REVISION HISTORY.....3

SUMMARY OF TEST RESULT4

1 GENERAL DESCRIPTION.....5

1.1 Applicant5

1.2 Manufacturer.....5

1.3 Product Feature of Equipment Under Test.....5

1.4 Product Specification of Equipment Under Test.....5

1.5 Modification of EUT5

1.6 Testing Location6

1.7 Test Software.....6

1.8 Applicable Standards.....6

1.9 Specification of Accessory.....7

2 TEST CONFIGURATION OF EQUIPMENT UNDER TEST.....8

2.1 Carrier Frequency Channel8

2.2 Test Mode.....9

2.3 Connection Diagram of Test System.....10

2.4 Support Unit used in test configuration and system11

2.5 EUT Operation Test Setup11

2.6 Measurement Results Explanation Example.....11

3 TEST RESULT12

3.1 6dB and 99% Bandwidth Measurement12

3.2 Output Power Measurement.....13

3.3 Power Spectral Density Measurement15

3.4 Conducted Band Edges and Spurious Emission Measurement16

3.5 Radiated Band Edges and Spurious Emission Measurement17

3.6 AC Conducted Emission Measurement.....21

3.7 Antenna Requirements.....23

4 LIST OF MEASURING EQUIPMENT.....24

5 MEASUREMENT UNCERTAINTY25

APPENDIX A. CONDUCTED TEST RESULTS

APPENDIX B. AC CONDUCTED EMISSION TEST RESULT

APPENDIX C. RADIATED SPURIOUS EMISSION

APPENDIX D. DUTY CYCLE PLOTS

APPENDIX E. SETUP PHOTOGRAPHS



SUMMARY OF TEST RESULT

Report Section	FCC Rule	Description	Limit	Result	Remark
3.1	15.247(a)(2)	6dB Bandwidth	≥ 0.5MHz	Pass	-
3.1	-	99% Bandwidth	-	Report only	-
3.2	15.247(b)(3)	Peak Output Power	≤ 30dBm	Pass	-
3.3	15.247(e)	Power Spectral Density	≤ 8dBm/3kHz	Pass	-
3.4	15.247(d)	Conducted Band Edges and Spurious Emission	≤ 20dBc	Pass	-
3.5	15.247(d)	Radiated Band Edges and Spurious Emission	15.209(a) & 15.247(d)	Pass	Under limit 8.61 dB at 2483.72 MHz
3.6	15.207	AC Conducted Emission	15.207(a)	Pass	Under limit 9.69 dB at 0.18 MHz
3.7	15.203 & 15.247(b)	Antenna Requirement	15.203 & 15.247(b)	Pass	-

Conformity Assessment Condition:

- The test results (PASS/FAIL) with all measurement uncertainty excluded are presented against the regulation limits or in accordance with the requirements stipulated by the applicant/manufacturer who shall bear all the risks of non-compliance that may potentially occur if measurement uncertainty is taken into account.
- The measurement uncertainty please refer to each test result in the section "Measurement Uncertainty"

Disclaimer:

The product specifications of the EUT presented in the test report that may affect the test assessments are declared by the manufacturer who shall take full responsibility for the authenticity.



1 General Description

1.1 Applicant

Motorola Mobility LLC
222 W,Merchandise Mart Plaza, Chicago IL 60654 USA

1.2 Manufacturer

Motorola Mobility LLC
222 W,Merchandise Mart Plaza, Chicago IL 60654 USA

1.3 Product Feature of Equipment Under Test

Product Feature	
Equipment	Mobile Cellular Phone
Brand Name	Motorola
Model Name	XT2347-1
FCC ID	IHDT56AN1
IMEI Code	Conducted: 357231700047210 Conduction: 357231700039571/357231700039589 Radiation: 357231700039472/357231700039480
HW Version	DVT2
SW Version	T3TC33.12
EUT Stage	Identical Prototype

Remark: The above EUT's information was declared by manufacturer. Please refer to the specifications or user's manual for more detailed description.

1.4 Product Specification of Equipment Under Test

Standards-related Product Specification	
Tx/Rx Frequency Range	2402 MHz ~ 2480 MHz
Number of Channels	40
Carrier Frequency of Each Channel	40 Channel(37 hopping + 3 advertising channel)
Maximum Output Power to Antenna	BLE 1Mbps: 9.14 dBm (0.0082 W) BLE 2Mbps: 9.07 dBm (0.0081 W)
99% Occupied Bandwidth	BLE 1Mbps: 1.031 MHz BLE 2Mbps: 2.050 MHz
Antenna Type / Gain	PIFA Antenna type with gain -4.5 dBi
Type of Modulation	Bluetooth LE : GFSK

1.5 Modification of EUT

No modifications are made to the EUT during all test items.



1.6 Testing Location

Sporton International Inc. (Shenzhen) is accredited to ISO/IEC 17025:2017 by American Association for Laboratory Accreditation with Certificate Number 5145.01.

Test Firm	Sporton International Inc. (ShenZhen)		
Test Site Location	1/F, 2/F, Bldg 5, Shiling Industrial Zone, Xinwei Village, Xili, Nanshan, Shenzhen, 518055 People's Republic of China TEL: +86-755-86379589 FAX: +86-755-86379595		
Test Site No.	Sporton Site No.	FCC Designation No.	FCC Test Firm Registration No.
	CO01-SZ TH01-SZ	CN1256	421272

Test Firm	Sporton International Inc. (ShenZhen)		
Test Site Location	101, 1st Floor, Block B, Building 1, No. 2, Tengfeng 4th Road, Fenghuang Community, Fuyong Street, Baoan District, Shenzhen City Guangdong Province China 518103 TEL: +86-755-33202398		
Test Site No.	Sporton Site No.	FCC Designation No.	FCC Test Firm Registration No.
	03CH01-SZ	CN1256	421272

1.7 Test Software

Item	Site	Manufacturer	Name	Version
1.	03CH01-SZ	AUDIX	E3	6.2009-8-24
2.	CO01-SZ	AUDIX	E3	6.120613b

1.8 Applicable Standards

According to the specifications of the manufacturer, the EUT must comply with the requirements of the following standards:

- ♦ 47 CFR Part 15 Subpart C §15.247
- ♦ FCC KDB 558074 D01 15.247 Meas Guidance v05r02
- ♦ ANSI C63.10-2013

Remark:

1. All test items were verified and recorded according to the standards and without any deviation during the test.
2. This EUT has also been tested and complied with the requirements of FCC Part 15, Subpart B, recorded in a separate test report.



1.9 Specification of Accessory

Specification of Accessory				
AC Adapter 1(US)	Brand Name	Motorola(Salcomp)	Model Name	MC-331
AC Adapter 1(EU)	Brand Name	Motorola(Salcomp)	Model Name	MC-332
AC Adapter 1(UK)	Brand Name	Motorola(Salcomp)	Model Name	MC-333
AC Adapter 1(AR)	Brand Name	Motorola(Salcomp)	Model Name	MC-336
AC Adapter 1(BR)	Brand Name	Motorola(Salcomp)	Model Name	MC-337
AC Adapter 1(CHILE)	Brand Name	Motorola(Salcomp)	Model Name	MC-339
AC Adapter 2(US)	Brand Name	Motorola(Chenyang)	Model Name	MC-331
AC Adapter 2(EU)	Brand Name	Motorola(Chenyang)	Model Name	MC-332
AC Adapter 2(AR)	Brand Name	Motorola(Chenyang)	Model Name	MC-336
AC Adapter 2(BR)	Brand Name	Motorola(Chenyang)	Model Name	MC-337
AC Adapter 2(BR Local)	Brand Name	Motorola(Cliptech)	Model Name	MC-337
AC Adapter 3(US)	Brand Name	Motorola(AOHAI)	Model Name	MC-331
AC Adapter 3(EU)	Brand Name	Motorola(AOHAI)	Model Name	MC-332
AC Adapter 3(UK)	Brand Name	Motorola(AOHAI)	Model Name	MC-333
Battery 1	Brand Name	Motorola(sunwoda)	Model Name	QB50
Battery 2	Brand Name	Motorola(cosmx)	Model Name	QB50
Bluetooth Earphone	Brand Name	Motorola(SGW)	Model Name	Moto earbuds 135
USB Cable 1	Brand Name	Motorola(Juwei)	Model Name	JWUB1580-T03H
USB Cable 2	Brand Name	Motorola(Saibao)	Model Name	STN-A121A
USB Cable 3	Brand Name	Motorola(ISHENG)	Model Name	SC18D38574



2 Test Configuration of Equipment Under Test

2.1 Carrier Frequency Channel

Frequency Band	Channel	Freq. (MHz)	Channel	Freq. (MHz)
2400-2483.5 MHz	0	2402	21	2444
	1	2404	22	2446
	2	2406	23	2448
	3	2408	24	2450
	4	2410	25	2452
	5	2412	26	2454
	6	2414	27	2456
	7	2416	28	2458
	8	2418	29	2460
	9	2420	30	2462
	10	2422	31	2464
	11	2424	32	2466
	12	2426	33	2468
	13	2428	34	2470
	14	2430	35	2472
	15	2432	36	2474
	16	2434	37	2476
	17	2436	38	2478
	18	2438	39	2480
	19	2440	-	-
20	2442	-	-	



2.2 Test Mode

- a. The EUT has been associated with peripherals and configuration operated in a manner tended to maximize its emission characteristics in a typical application. Frequency range investigated: conduction emission (150 kHz to 30 MHz), radiation emission (9 kHz to the 10th harmonic of the highest fundamental frequency or to 40 GHz, whichever is lower). For radiated measurement, pre-scanned in three orthogonal panels, X, Y, Z. The worst cases (Z plane) were recorded in this report.
- b. AC power line Conducted Emission was tested under maximum output power.

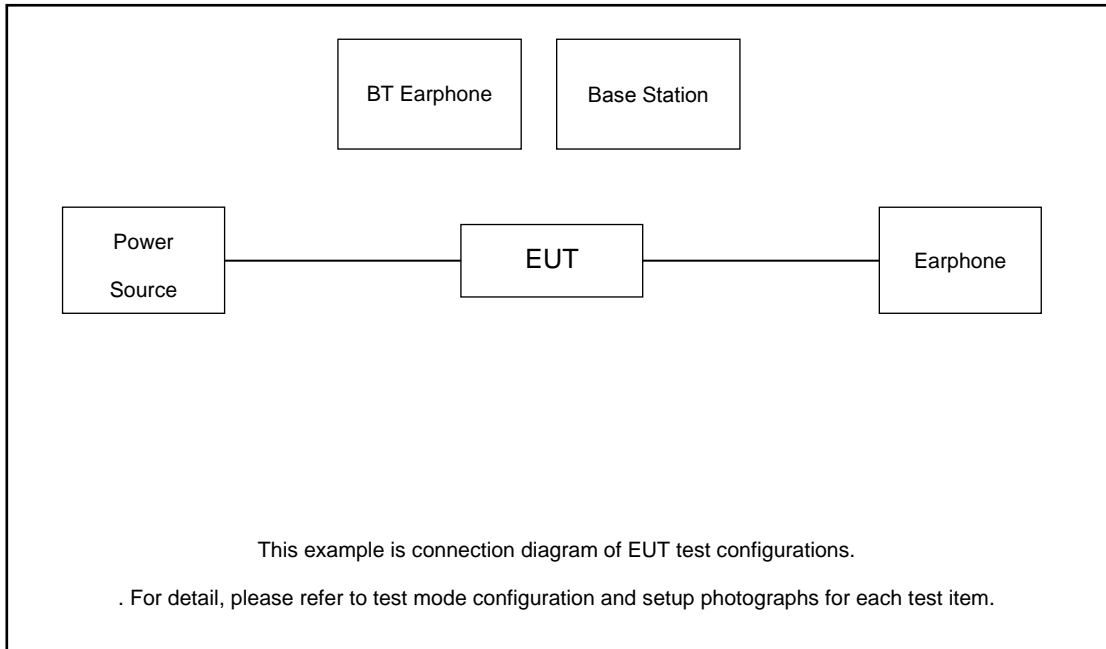
The following summary table is showing all test modes to demonstrate in compliance with the standard.

Summary table of Test Cases	
Test Item	Data Rate / Modulation
	Bluetooth – LE / GFSK
Conducted TCs	Mode 1: Bluetooth Tx CH00_2402 MHz Mode 2: Bluetooth Tx CH19_2440 MHz Mode 3: Bluetooth Tx CH39_2480 MHz
Radiated TCs	Mode 1: Bluetooth Tx CH00_2402 MHz Mode 2: Bluetooth Tx CH19_2440 MHz Mode 3: Bluetooth Tx CH39_2480 MHz
AC Conducted Emission	Mode 1: GSM 850 Idle + Bluetooth Link + USB Cable 1(Charging from Adapter 1) + Battery1 + Earphone
Remark: For Radiated Test Cases, The tests were performed with Adapter1, Earphone and USB Cable 1.	

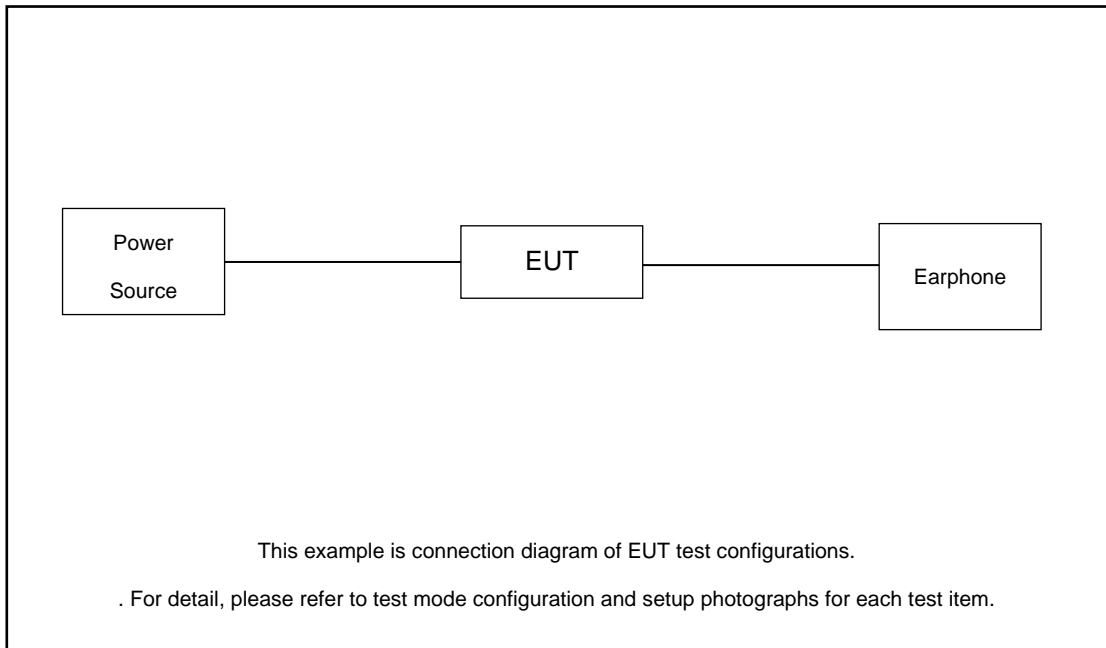
Co-location
BLE CH 39 2480MHz TX + LTE Band13 TX

2.3 Connection Diagram of Test System

AC Conducted Emission:



Radiated Emission:





2.4 Support Unit used in test configuration and system

Item	Equipment	Trade Name	Model Name	FCC ID	Data Cable	Power Cord
1.	Base Station	Anritsu	MT8820C	N/A	N/A	Unshielded,1.8m
2.	Earphone	apple	N/A	DCAY1V-A900FZJW3-000	Shielded, 1.0m	N/A

2.5 EUT Operation Test Setup

For BLE function, the engineering test program was provided and enabled to make EUT continuous transmit.

For AC power line conducted emissions, the EUT was set to connect with the Bluetooth Earphone under large package sizes transmission.

2.6 Measurement Results Explanation Example

For all conducted test items:

The offset level is set in the spectrum analyzer to compensate the RF cable loss and attenuator factor between EUT conducted output port and spectrum analyzer. With the offset compensation, the spectrum analyzer reading level is exactly the EUT RF output level.

Example :

The spectrum analyzer offset is derived from RF cable loss and attenuator factor.

Offset = RF cable loss + attenuator factor.

Following shows an offset computation example with cable loss 2.20 dB and 10dB attenuator.

$$\begin{aligned} \text{Offset(dB)} &= \text{RF cable loss(dB)} + \text{attenuator factor(dB)}. \\ &= 2.20 + 10 = 12.20 \text{ (dB)} \end{aligned}$$

3 Test Result

3.1 6dB and 99% Bandwidth Measurement

3.1.1 Limit of 6dB and 99% Bandwidth

The minimum 6 dB bandwidth shall be at least 500 kHz.

3.1.2 Measuring Instruments

The section 4.0 of List of Measuring Equipment of this test report is used for test.

3.1.3 Test Procedures

1. The testing follows ANSI C63.10-2013 clause 11.8
2. The RF output of EUT was connected to the spectrum analyzer by RF cable and attenuator. The path loss was compensated to the results for each measurement.
3. Set to the maximum power setting and enable the EUT transmit continuously.
4. Make the measurement with the spectrum analyzer's resolution bandwidth (RBW) = 100 kHz. Set the Video bandwidth (VBW) = 300 kHz. In order to make an accurate measurement. The 6 dB bandwidth must be greater than 500 kHz.
5. For 99% Bandwidth Measurement, the spectrum analyzer's resolution bandwidth (RBW) is set 1% to 5% of the 99% OBW and the VBW is set to 3 times of the RBW.
6. Measure and record the results in the test report.

3.1.4 Test Setup



3.1.5 Test Result of 6dB Bandwidth

Please refer to Appendix A.

3.1.6 Test Result of 99% Occupied Bandwidth

Please refer to Appendix A.

3.2 Output Power Measurement

3.2.1 Limit of Output Power

For systems using digital modulation in the 2400-2483.5MHz, the limit for peak output power is 30dBm. If transmitting antenna of directional gain greater than 6dBi is used, the peak output power from the intentional radiator shall be reduced below the above stated value by the amount in dB that the directional gain of the antenna exceeds 6 dBi. In case of point-to-point operation, the limit has to be reduced by 1dB for every 3dB that the directional gain of the antenna exceeds 6dBi.

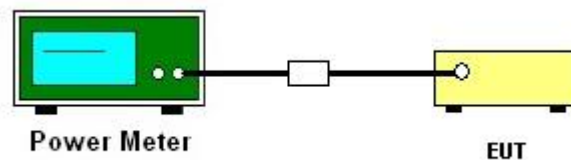
3.2.2 Measuring Instruments

The section 4.0 of List of Measuring Equipment of this test report is used for test.

3.2.3 Test Procedures

1. The testing follows the Measurement Procedure of ANSI C63.10-2013 clause 11.9.1.3 PKPM1 Peak power meter or ANSI C63.10-2013 clause 11.9.2.3.1 Method AVGPM method.
2. The RF output of EUT was connected to the power meter by RF cable and attenuator. The path loss was compensated to the results for each measurement.
3. Set to the maximum power setting and enable the EUT transmit continuously.
4. Measure the conducted output power and record the results in the test report.

3.2.4 Test Setup





3.2.5 Test Result of Peak Output Power

Mod.	Data Rate	NTX	CH.	Freq. (MHz)	Peak Conducted Power (dBm)	Conducted Power Limit (dBm)	DG (dBi)	EIRP Power (dBm)	EIRP Power Limit (dBm)	Pass /Fail
BLE	1Mbps	1	0	2402	7.35	30.00	-4.50	2.85	36.00	Pass
BLE	1Mbps	1	19	2440	8.46	30.00	-4.50	3.96	36.00	Pass
BLE	1Mbps	1	39	2480	9.14	30.00	-4.50	4.64	36.00	Pass

Mod.	Data Rate	NTX	CH.	Freq. (MHz)	Peak Conducted Power (dBm)	Conducted Power Limit (dBm)	DG (dBi)	EIRP Power (dBm)	EIRP Power Limit (dBm)	Pass /Fail
BLE	2Mbps	1	0	2402	7.28	30.00	-4.50	2.78	36.00	Pass
BLE	2Mbps	1	19	2440	8.41	30.00	-4.50	3.91	36.00	Pass
BLE	2Mbps	1	39	2480	9.07	30.00	-4.50	4.57	36.00	Pass

3.2.6 Test Result of Average Output Power (Reporting Only)

Mod.	Data Rate	NTX	CH.	Freq. (MHz)	Duty Factor (dB)	Average Conducted Power (dBm)	DG (dBi)	EIRP Power (dBm)
BLE	1Mbps	1	0	2402	2.04	6.90	-4.50	2.40
BLE	1Mbps	1	19	2440	2.04	7.90	-4.50	3.40
BLE	1Mbps	1	39	2480	2.04	8.60	-4.50	4.10

Mod.	Data Rate	NTX	CH.	Freq. (MHz)	Duty Factor (dB)	Average Conducted Power (dBm)	DG (dBi)	EIRP Power (dBm)
BLE	2Mbps	1	0	2402	4.83	6.80	-4.50	2.30
BLE	2Mbps	1	19	2440	4.83	7.80	-4.50	3.30
BLE	2Mbps	1	39	2480	4.83	8.50	-4.50	4.00

3.3 Power Spectral Density Measurement

3.3.1 Limit of Power Spectral Density

The peak power spectral density shall not be greater than 8dBm in any 3kHz band at any time interval of continuous transmission.

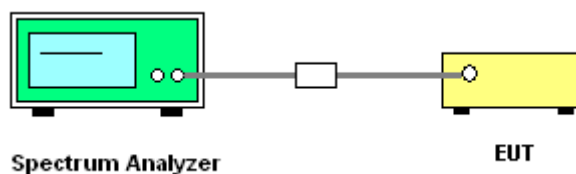
3.3.2 Measuring Instruments

The section 4.0 of List of Measuring Equipment of this test report is used for test.

3.3.3 Test Procedures

1. The testing follows Measurement Procedure of ANSI C63.10-2013 clause 11.10.2 Method PKPSD.
2. The RF output of EUT was connected to the spectrum analyzer by RF cable and attenuator. The path loss was compensated to the results for each measurement.
3. Set to the maximum power setting and enable the EUT transmit continuously.
4. Make the measurement with the spectrum analyzer's resolution bandwidth (RBW) = 3 kHz. Video bandwidth VBW = 10 kHz In order to make an accurate measurement, set the span to 1.5 times DTS Channel Bandwidth. (6dB BW)
5. Detector = peak, Sweep time = auto couple, Trace mode = max hold, Allow trace to fully stabilize. Use the peak marker function to determine the maximum power level.
6. Measure and record the results in the test report.
7. The Measured power density (dBm)/ 100kHz is a reference level and used as 20dBc down limit line for Conducted Band Edges and Conducted Spurious Emission.

3.3.4 Test Setup



3.3.5 Test Result of Power Spectral Density

Please refer to Appendix A.

3.3.6 Test Result of Power Spectral Density Plots (100kHz)

Please refer to Appendix A

3.3.7 Test Result of Power Spectral Density Plots (3kHz)

Please refer to Appendix A

3.4 Conducted Band Edges and Spurious Emission Measurement

3.4.1 Limit of Conducted Band Edges and Spurious Emission

All harmonics/spurious must be at least 20 dB down from the highest emission level within the authorized band.

3.4.2 Measuring Instruments

The section 4.0 of List of Measuring Equipment of this test report is used for test.

3.4.3 Test Procedure

1. The testing follows ANSI C63.10-2013 clause 11.13
2. The RF output of EUT was connected to the spectrum analyzer by RF cable and attenuator. The path loss was compensated to the results for each measurement.
3. Set to the maximum power setting and enable the EUT transmit continuously.
4. Set RBW = 100 kHz, VBW=300 kHz, Peak Detector. Unwanted Emissions measured in any 100 kHz bandwidth outside of the authorized frequency band shall be attenuated by at least 20 dB relative to the maximum in-band peak PSD level in 100 kHz when maximum peak conducted output power procedure is used. If the transmitter complies with the conducted power limits based on the use of RMS averaging over a time interval, the attenuation required under this paragraph shall be 30 dB instead of 20 dB.
5. Measure and record the results in the test report.
6. The RF fundamental frequency should be excluded against the limit line in the operating frequency band.

3.4.4 Test Setup



3.4.5 Test Result of Conducted Band Edges Plots

Please refer to Appendix A.

3.4.6 Test Result of Conducted Spurious Emission Plots

Please refer to Appendix A.



3.5 Radiated Band Edges and Spurious Emission Measurement

3.5.1 Limit of Radiated Band Edges and Spurious Emission

In any 100 kHz bandwidth outside the intentional radiator frequency band, all harmonics/spurious must be at least 20 dB below the highest emission level within the authorized band. If the output power of this device was measured by spectrum analyzer, the attenuation under this paragraph shall be 30 dB instead of 20 dB. In addition, radiated emissions which fall in the restricted bands must also comply with the limits as below.

Frequency (MHz)	Field Strength (microvolts/meter)	Measurement Distance (meters)
0.009 – 0.490	2400/F(kHz)	300
0.490 – 1.705	24000/F(kHz)	30
1.705 – 30.0	30	30
30 – 88	100	3
88 – 216	150	3
216 - 960	200	3
Above 960	500	3

3.5.2 Measuring Instruments

The section 4.0 of List of Measuring Equipment of this test report is used for test.

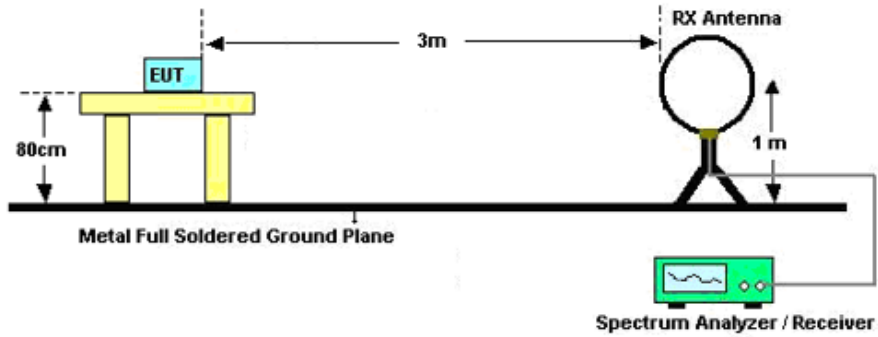


3.5.3 Test Procedures

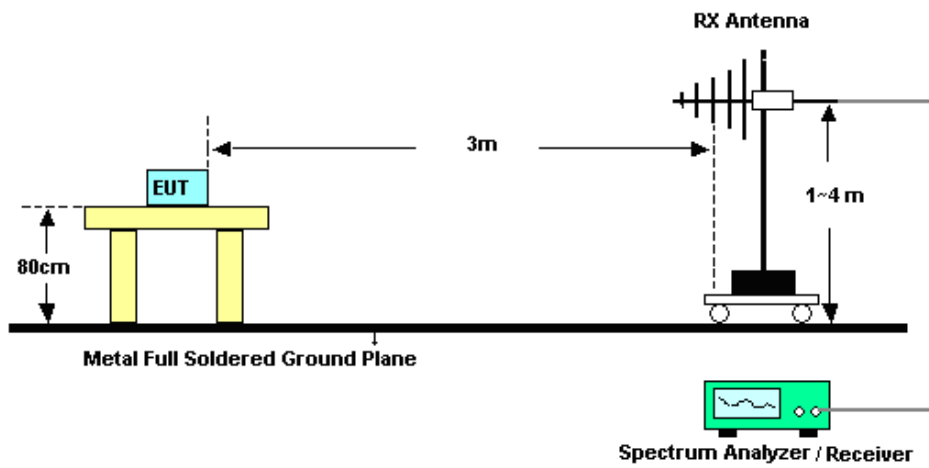
1. The testing follows ANSI C63.10-2013 clause 11.11 & 11.12
2. The EUT was arranged to its worst case and then tune the antenna tower (from 1 m to 4 m) and turntable (from 0 degree to 360 degrees) to find the maximum reading. A pre-amp and a high pass filter are used for the test in order to get better signal level.
3. The EUT was placed on a turntable with 0.8 meter for frequency below 1GHz and 1.5 meter for frequency above 1GHz respectively above ground.
4. The EUT was set 3 meters from the interference receiving antenna, which was mounted on the top of a variable height antenna tower.
5. Corrected Reading: Antenna Factor + Cable Loss + Read Level - Preamp Factor = Level
6. For testing below 1GHz, if the emission level of the EUT in peak mode was 3 dB lower than the limit specified, then peak values of EUT will be reported, otherwise, the emissions will be repeated one by one using the CISPR quasi-peak method and reported.
7. For testing above 1GHz, the emission level of the EUT in peak mode was 20dB lower than peak limit (that means the emission level in average mode also complies with the limit in average mode), then peak values of EUT will be reported, otherwise, the emissions will be measured in average mode again and reported.
8. Use the following spectrum analyzer settings:
 - (1) Span shall wide enough to fully capture the emission being measured;
 - (2) Set RBW=100 kHz for $f < 1$ GHz; $VBW \geq RBW$; Sweep = auto; Detector function = peak; Trace = max hold;
 - (3) Set RBW = 1 MHz, VBW= 3MHz for $f \geq 1$ GHz for peak measurement.
For average measurement:
 - $VBW = 10$ Hz, when duty cycle is no less than 98 percent.
 - $VBW \geq 1/T$, when duty cycle is less than 98 percent where T is the minimum transmission duration over which the transmitter is on and is transmitting at its maximum power control level for the tested mode of operation.

3.5.4 Test Setup

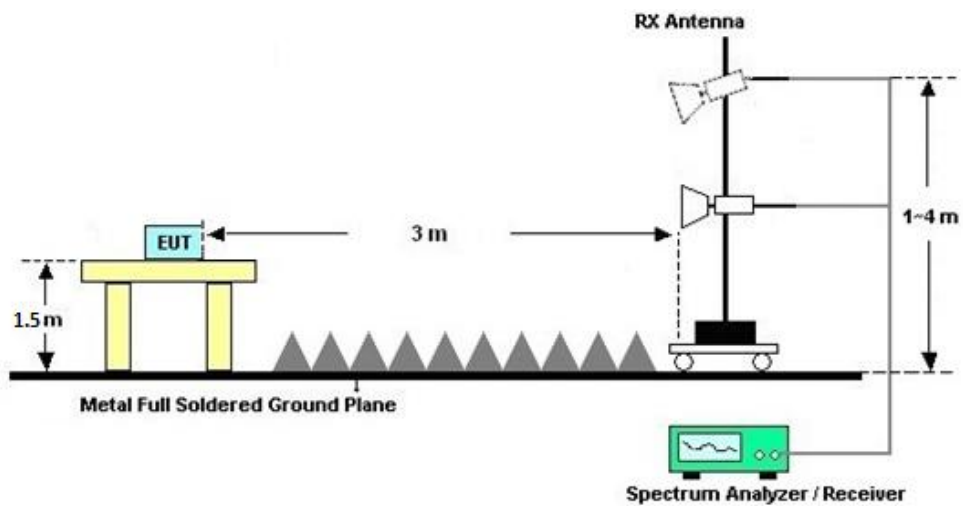
For radiated emissions below 30MHz



For radiated emissions from 30MHz to 1GHz



For radiated emissions above 1GHz





3.5.5 Test Results of Radiated Spurious Emissions (9 kHz ~ 30 MHz)

The low frequency, which started from 9 kHz to 30MHz, was pre-scanned and the result which was 20dB lower than the limit line was not reported.

There is a comparison data of both open-field test site and semi-Anechoic chamber, and the result came out very similar.

3.5.6 Test Result of Radiated Spurious at Band Edges

Please refer to Appendix C

3.5.7 Duty Cycle

Please refer to Appendix D.

3.5.8 Test Result of Radiated Spurious Emission (30MHz ~ 10th Harmonic or 40GHz, whichever is lower)

Please refer to Appendix C.



3.6 AC Conducted Emission Measurement

3.6.1 Limit of AC Conducted Emission

For equipment that is designed to be connected to the public utility (AC) power line, the radio frequency voltage that is conducted back onto the AC power line on any frequency or frequencies within the band 150 kHz to 30 MHz shall not exceed the limits in the following table.

Frequency of emission (MHz)	Conducted limit (dBµV)	
	Quasi-peak	Average
0.15-0.5	66 to 56*	56 to 46*
0.5-5	56	46
5-30	60	50

*Decreases with the logarithm of the frequency.

3.6.2 Measuring Instruments

The section 4.0 of List of Measuring Equipment of this test report is used for test.

3.6.3 Test Procedures

1. The EUT was placed 0.4 meter from the conducting wall of the shielding room was kept at least 80 centimeters from any other grounded conducting surface.
2. Connect EUT to the power mains through a line impedance stabilization network (LISN).
3. All the support units are connecting to the other LISN.
4. The LISN provides 50 ohm coupling impedance for the measuring instrument.
5. The FCC states that a 50 ohm, 50 microhenry LISN should be used.
6. Both sides of AC line were checked for maximum conducted interference.
7. The frequency range from 150 kHz to 30 MHz was searched.
8. Set the test-receiver system to Peak Detect Function and specified bandwidth (IF Bandwidth = 9kHz) with Maximum Hold Mode. Then measurement is also conducted by Average Detector and Quasi-Peak Detector Function respectively.

3.6.4 Test Setup



3.6.5 Test Result of AC Conducted Emission

Please refer to Appendix B.



3.7 Antenna Requirements

3.7.1 Standard Applicable

If directional gain of transmitting antennas is greater than 6dBi, the power shall be reduced by the same level in dB comparing to gain minus 6dBi. The use of a permanently attached antenna or of an antenna that uses a unique coupling to the intentional radiator shall be considered sufficient to comply with the rule.

3.7.2 Antenna Anti-Replacement Construction

An embedded-in antenna design is used.

3.7.3 Antenna Gain

The antenna peak gain of EUT is less than 6 dBi. Therefore, it is not necessary to reduce maximum peak output power limit.



4 List of Measuring Equipment

Instrument	Manufacturer	Model No.	Serial No.	Characteristics	Calibration Date	Test Date	Due Date	Remark
EMI Test Receiver&SA	Agilent	N9038A	MY52260185	20Hz~26.5GHz	Dec. 26, 2022	Jun. 16, 2023~Jul. 07, 2023	Dec. 25, 2023	Radiation (03CH01-SZ)
EXA Spectrum Analyzer	KEYSIGHT	N9010A	MY55150213	10Hz~44GHz	Jul. 07, 2022	Jun. 16, 2023~Jul. 07, 2023	Jul. 06, 2023	Radiation (03CH01-SZ)
EXA Spectrum Analyzer	KEYSIGHT	N9010A	MY55150213	10Hz~44GHz	Jul. 06, 2023		Jul. 05, 2024	Radiation (03CH01-SZ)
Loop Antenna	R&S	HFH2-Z2	100354	9kHz~30MHz	Jul. 28, 2022	Jun. 16, 2023~Jul. 07, 2023	Jun. 27, 2024	Radiation (03CH01-SZ)
Bilog Antenna	TeseQ	CBL6112D	35407	30MHz~2GHz	Sep. 28, 2022	Jun. 16, 2023~Jul. 07, 2023	Sep. 27, 2023	Radiation (03CH01-SZ)
Double Ridge Horn Antenna	ETS-Lindgren	3117	00119436	1GHz~18GHz	Jul. 07, 2022	Jun. 16, 2023~Jul. 07, 2023	Jul. 06, 2023	Radiation (03CH01-SZ)
Double Ridge Horn Antenna	ETS-Lindgren	3117	00119436	1GHz~18GHz	Jul. 06, 2023		Jul. 05, 2024	Radiation (03CH01-SZ)
SHF-EHF Horn	com-power	AH-840	101071	18Ghz~40GHz	Apr. 08, 2023	Jun. 16, 2023~Jul. 07, 2023	Apr. 07, 2024	Radiation (03CH01-SZ)
LF Amplifier	Burgeon	BPA-530	102209	0.01~3000Mhz	Apr. 04, 2023	Jun. 16, 2023~Jul. 07, 2023	Apr. 03, 2024	Radiation (03CH01-SZ)
HF Amplifier	MITEQ	AMF-7D-00101800-30-10P-R	1943528	1GHz~18GHz	Oct. 19, 2022	Jun. 16, 2023~Jul. 07, 2023	Oct. 18, 2023	Radiation (03CH01-SZ)
HF Amplifier	KEYSIGHT	83017A	MY53270105	0.5GHz~26.5GHz	Oct. 19, 2022	Jun. 16, 2023~Jul. 07, 2023	Oct. 18, 2023	Radiation (03CH01-SZ)
HF Amplifier	MITEQ	TTA1840-35-HG	1871923	18GHz~40GHz	Jul. 06, 2022	Jun. 16, 2023~Jul. 07, 2023	Jul. 05, 2023	Radiation (03CH01-SZ)
HF Amplifier	MITEQ	TTA1840-35-HG	1871923	18GHz~40GHz	Jul. 05, 2023		Jul. 04, 2024	Radiation (03CH01-SZ)
AC Power Source	Chroma	61601	616010001985	N/A	Nov. 10, 2022	Jun. 16, 2023~Jul. 07, 2023	Nov. 09, 2023	Radiation (03CH01-SZ)
Turn Table	EM	EM1000	N/A	0~360 degree	NCR	Jun. 16, 2023~Jul. 07, 2023	NCR	Radiation (03CH01-SZ)
Antenna Mast	EM	EM1000	N/A	1 m~4 m	NCR	Jun. 16, 2023~Jul. 07, 2023	NCR	Radiation (03CH01-SZ)
EMI Receiver	R&S	ESR7	101630	9kHz~7GHz;	Jul. 07, 2022	Jun. 13, 2023	Jul. 06, 2023	Conduction (CO01-SZ)
AC LISN	R&S	ENV216	100063	9kHz~30MHz	Sep. 15, 2022	Jun. 13, 2023	Sep. 14, 2023	Conduction (CO01-SZ)
AC LISN (for auxiliary equipment)	EMCO	3816/2SH	00103892	9kHz~30MHz	Oct. 17, 2022	Jun. 13, 2023	Oct. 16, 2023	Conduction (CO01-SZ)
AC Power Source	Chroma	61602	616020000891	100Vac~250Vac	Jul. 07, 2022	Jun. 13, 2023	Jul. 06, 2023	Conduction (CO01-SZ)
Spectrum Analyzer	R&S	FSV40	101078	10Hz~40GHz	Apr. 06, 2023	Jun. 15, 2023	Apr. 05, 2024	Conducted (TH01-SZ)
Pulse Power Sensor	Anritsu	MA2411B	1339473	30MHz~40GHz	Dec. 27, 2022	Jun. 15, 2023	Dec. 26, 2023	Conducted (TH01-SZ)
Power Meter	Anritsu	ML2495A	1542004	50MHz Bandwidth	Dec. 27, 2022	Jun. 15, 2023	Dec. 26, 2023	Conducted (TH01-SZ)

NCR: No Calibration Required



5 Measurement Uncertainty

The measurement uncertainties shown below were calculated in accordance with the requirements of ANSI 63.10-2013. All the measurement uncertainty value were shown with a coverage K=2 to indicate 95% level of confidence. The measurement data show herein meets or exceeds the CISPR measurement uncertainty values specified in CISPR 16-4-2 and can be compared directly to specified limit to determine compliance.

Uncertainty of Conducted Measurement

Test Item	Uncertainty
Conducted Power	±1.34 dB
Conducted Emissions	±1.34 dB
Occupied Channel Bandwidth	±0.012 %
Conducted Power Spectral Density	±1.32 dB

Uncertainty of Conducted Emission Measurement (150 kHz ~ 30 MHz)

Measuring Uncertainty for a Level of Confidence of 95% (U = 2Uc(y))	2.7 dB
---	--------

Uncertainty of Radiated Emission Measurement (30 MHz ~ 1000 MHz)

Measuring Uncertainty for a Level of Confidence of 95% (U = 2Uc(y))	4.2 dB
---	--------

Uncertainty of Radiated Emission Measurement (1000 MHz ~ 18000 MHz)

Measuring Uncertainty for a Level of Confidence of 95% (U = 2Uc(y))	5.0 dB
---	--------

Uncertainty of Radiated Emission Measurement (18000 MHz ~ 40000 MHz)

Measuring Uncertainty for a Level of Confidence of 95% (U = 2Uc(y))	4.3 dB
---	--------

----- THE END -----



Appendix A. Conducted Test Results



Ambient Condition: <u>24~26 °C</u> , <u>45~55 %RH</u>	
According Standard: ■Part15C	
Test Date: <u>2023/6/15</u>	Test Engineer: <u>Zhang Xue Yi</u>

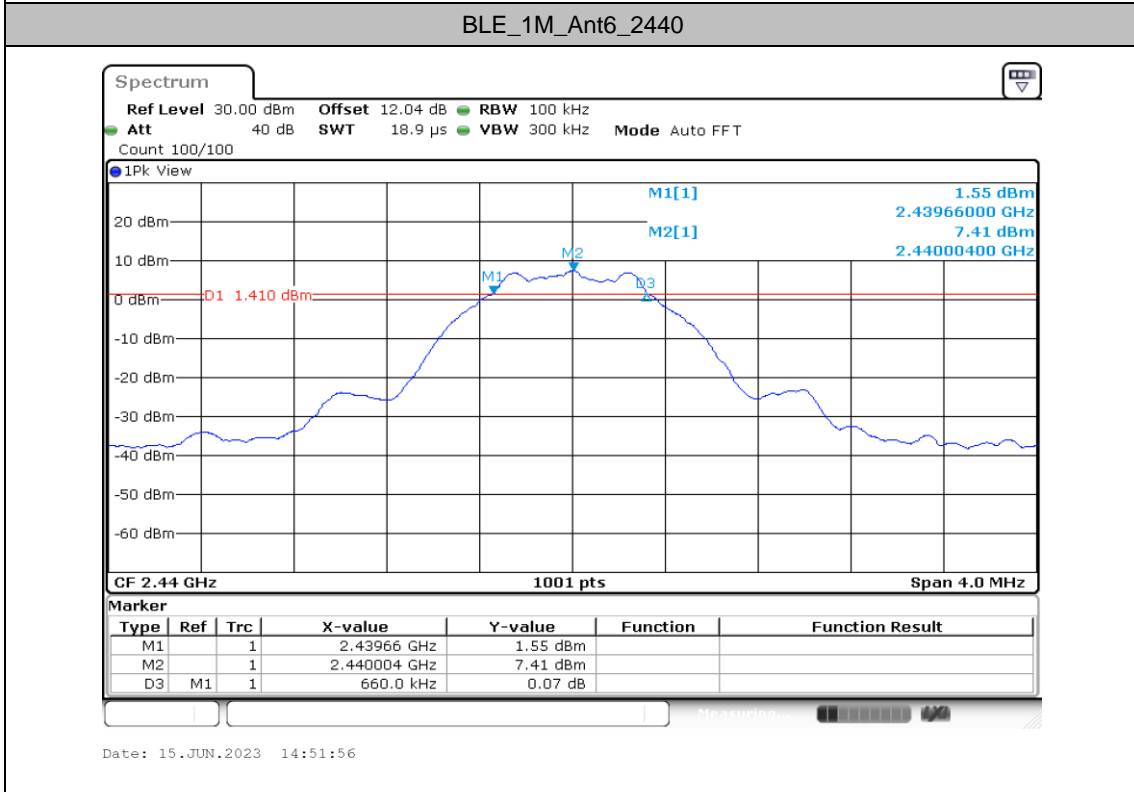
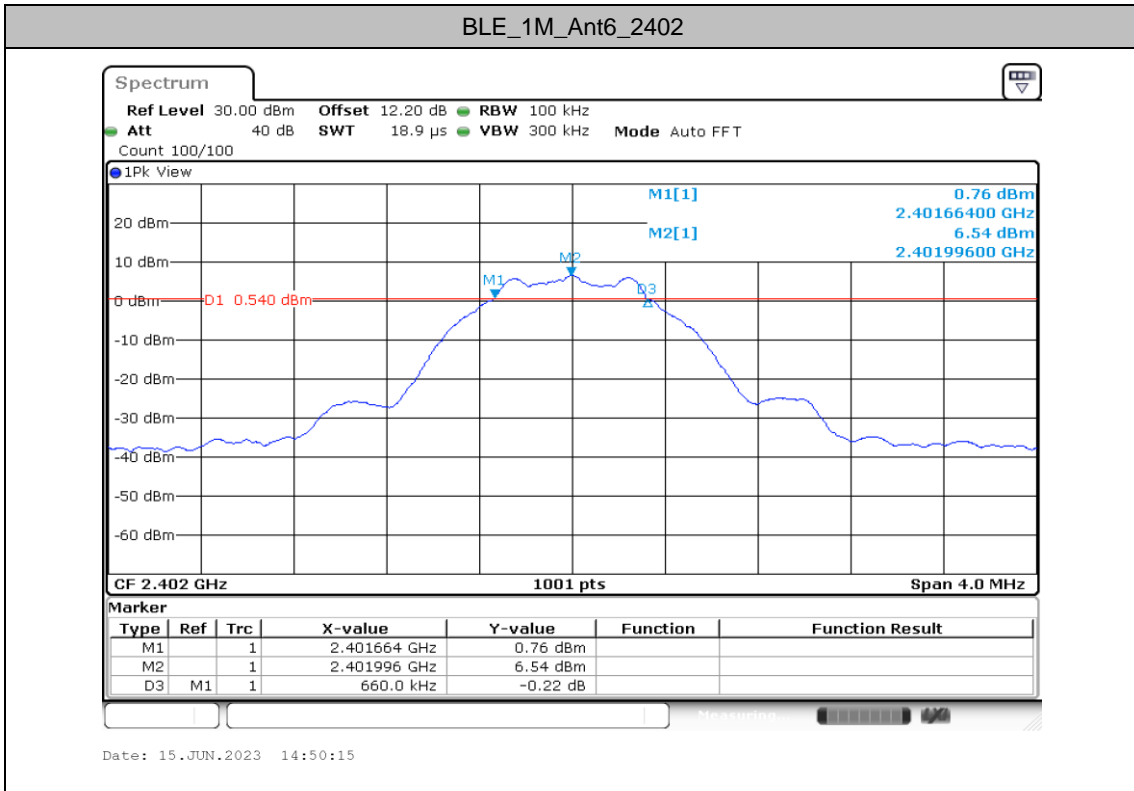
DTS Bandwidth

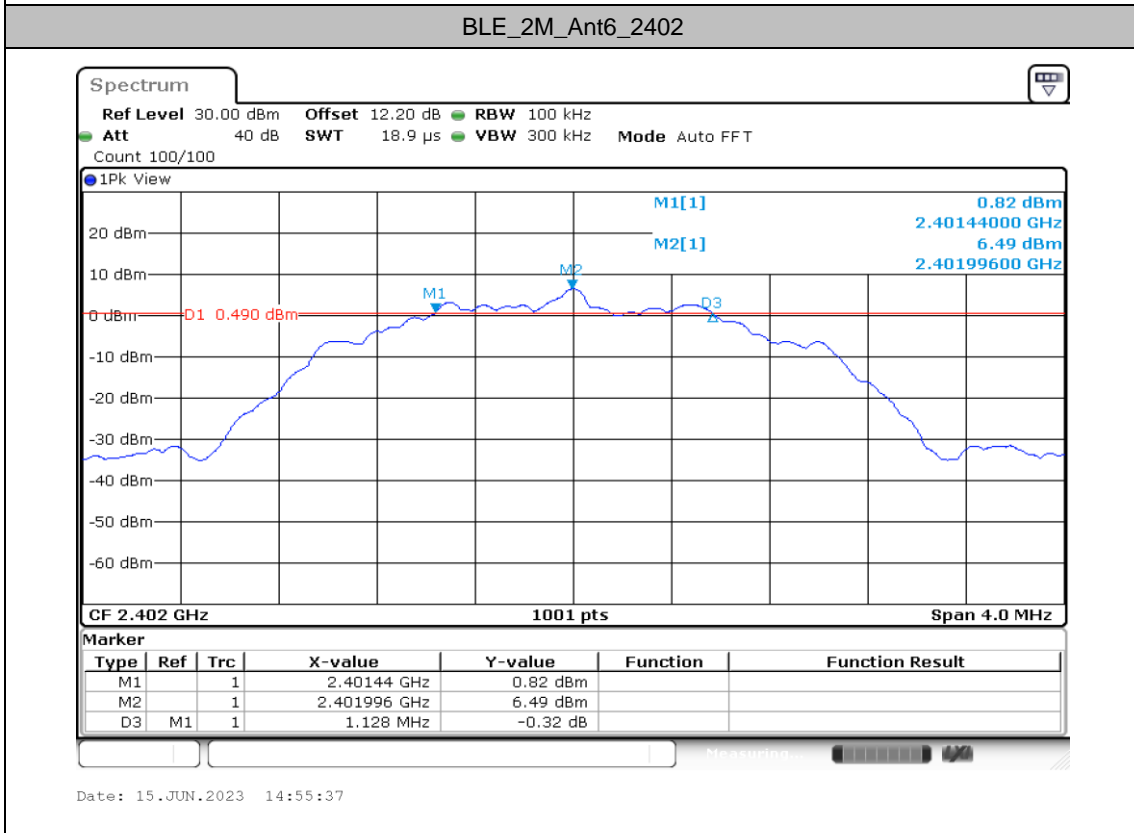
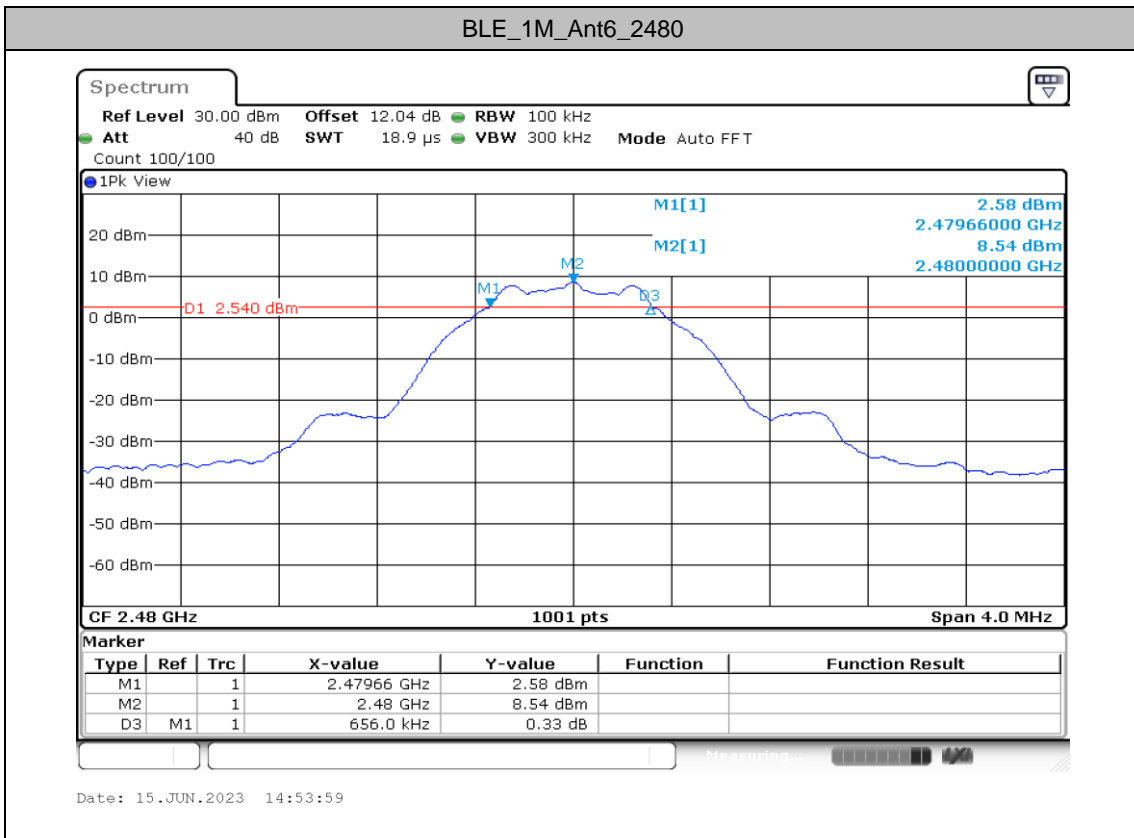
Test Result

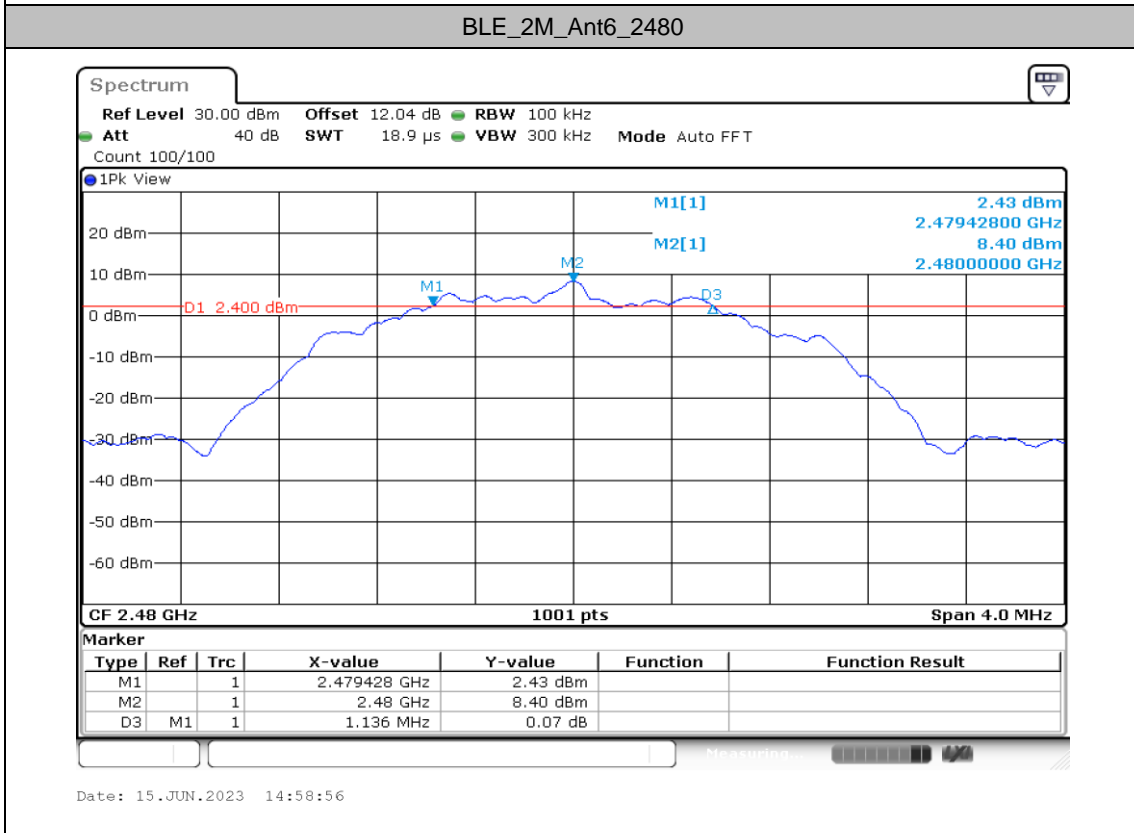
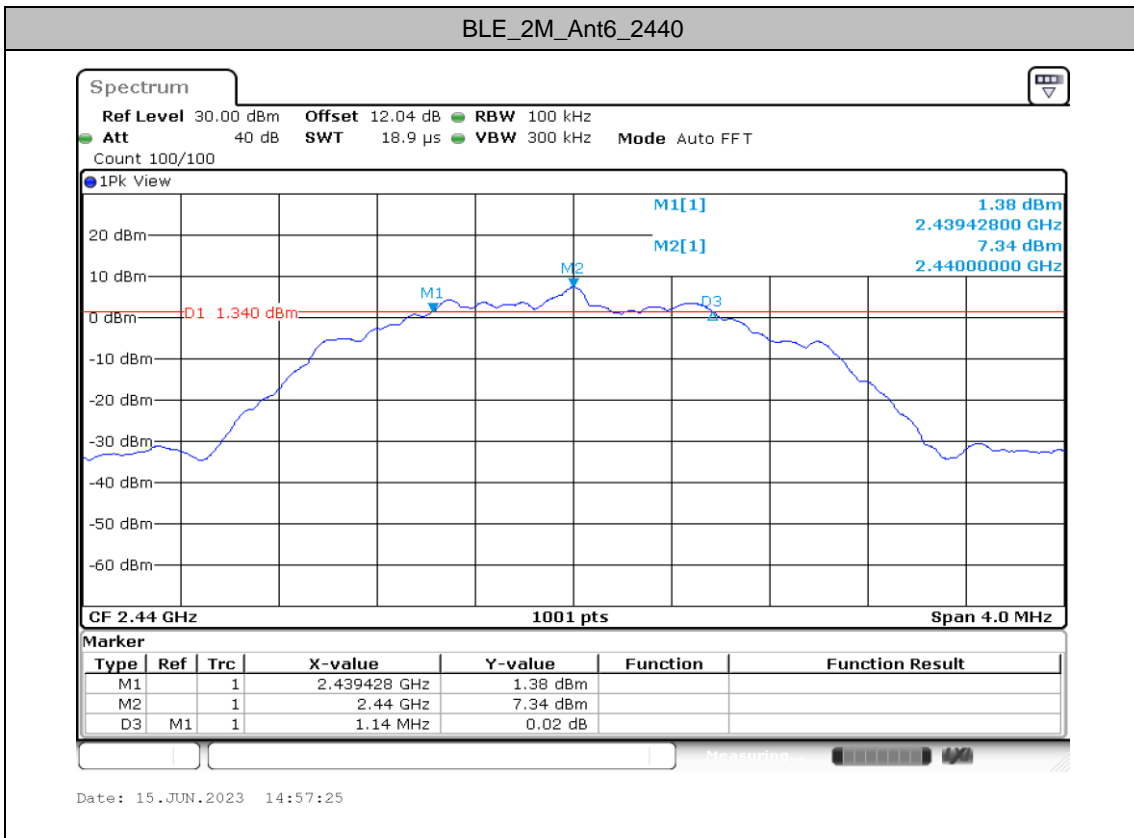
TestMode	Antenna	Freq(MHz)	DTS BW [MHz]	FL[MHz]	FH[MHz]	Limit[MHz]	Verdict
BLE_1M	Ant6	2402	0.66	2401.66	2402.32	0.5	PASS
		2440	0.66	2439.66	2440.32	0.5	PASS
		2480	0.66	2479.66	2480.32	0.5	PASS
BLE_2M	Ant6	2402	1.13	2401.44	2402.57	0.5	PASS
		2440	1.14	2439.43	2440.57	0.5	PASS
		2480	1.14	2479.43	2480.56	0.5	PASS



Test Graphs









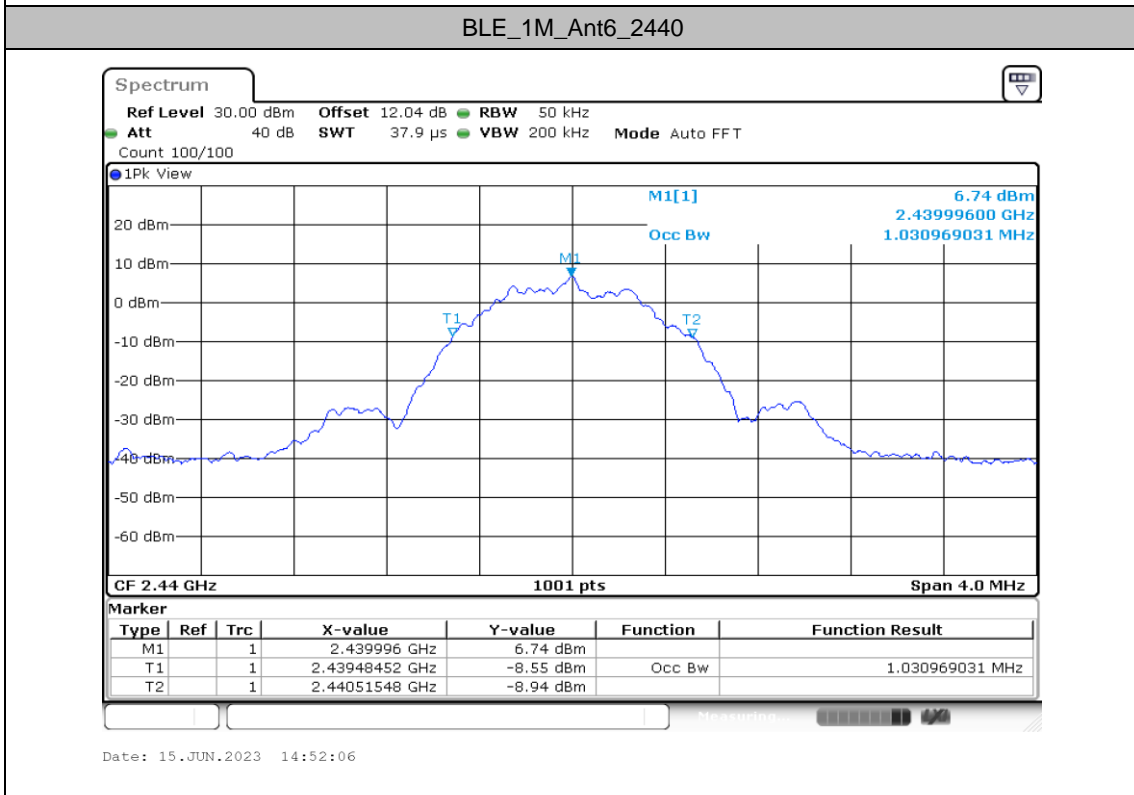
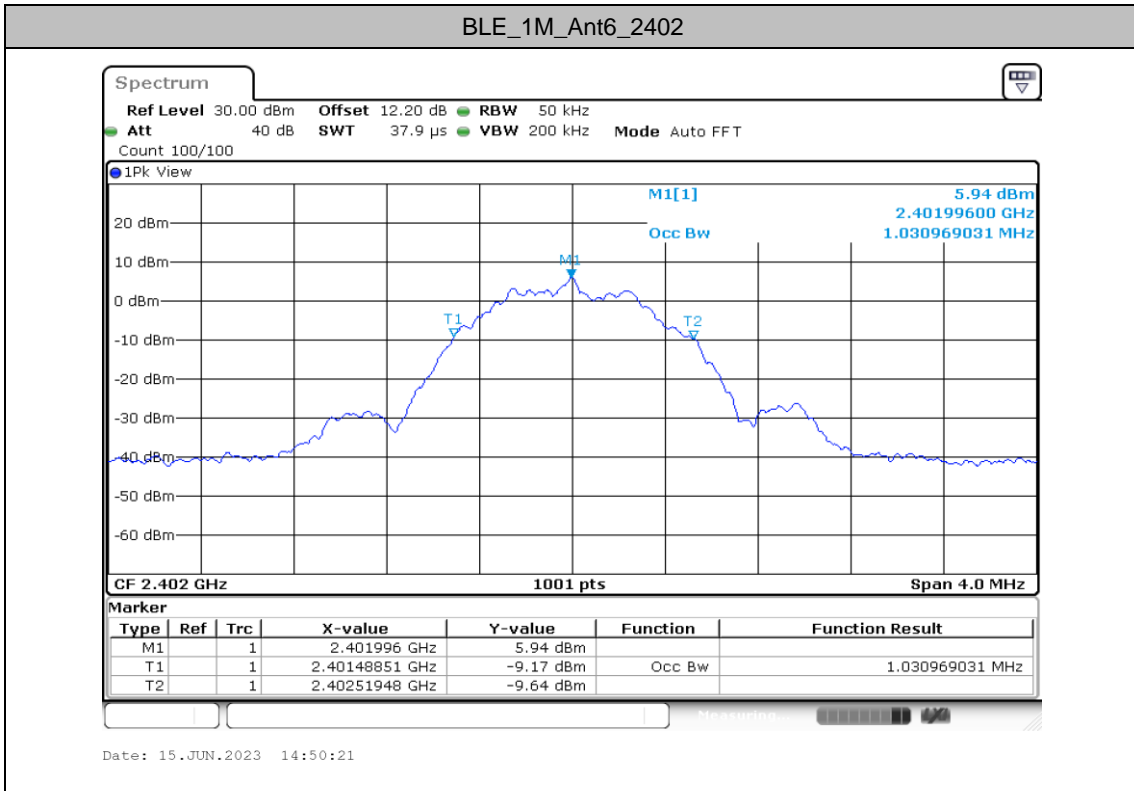
Occupied Channel Bandwidth

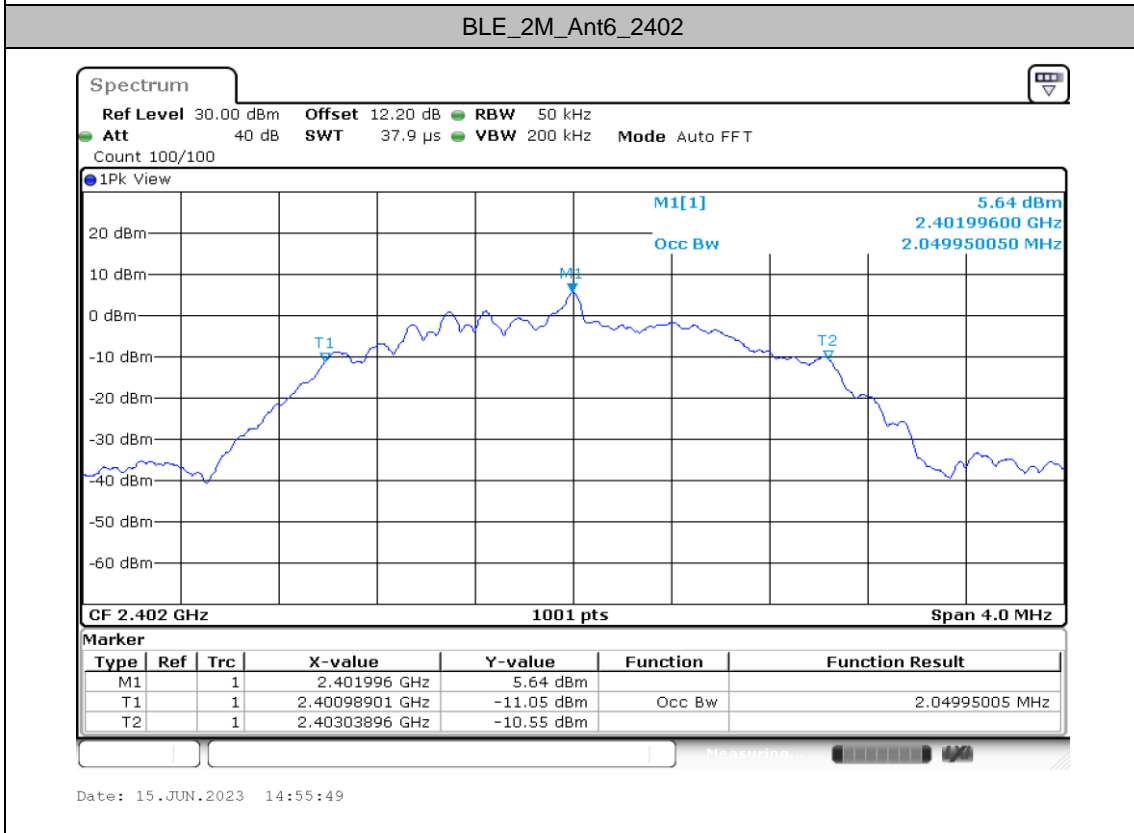
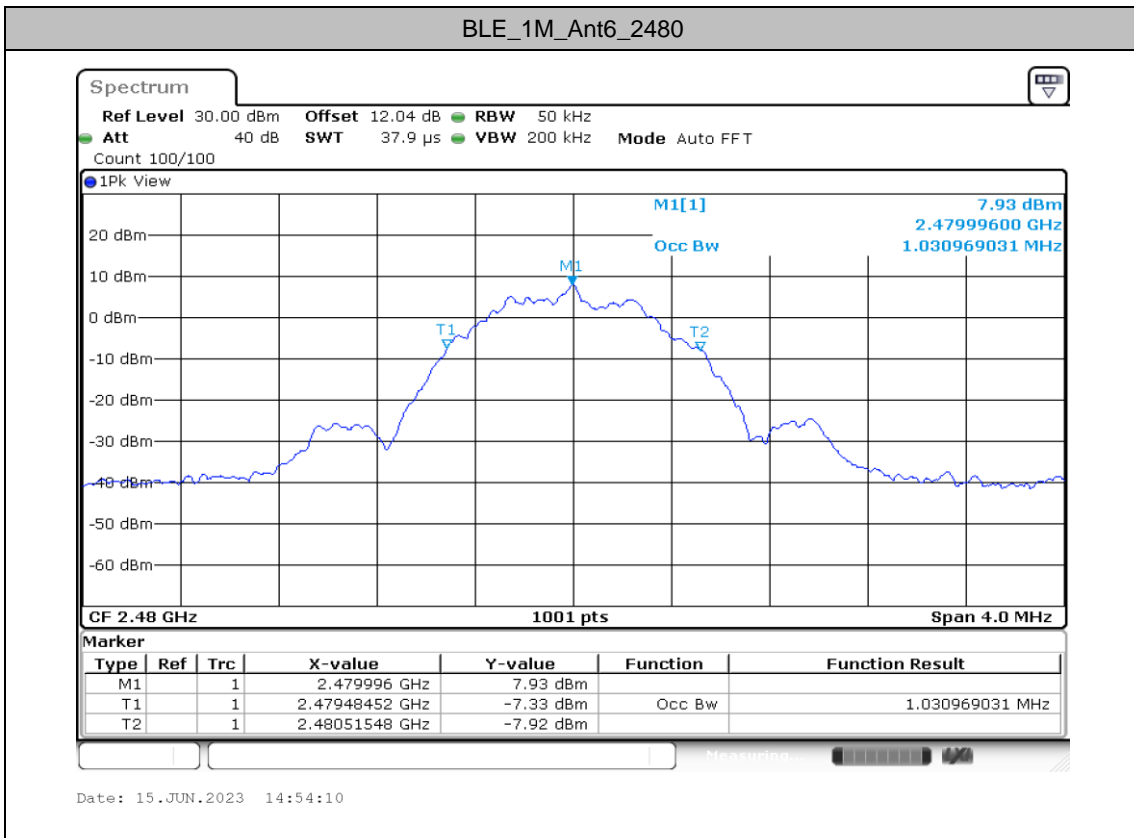
Test Result

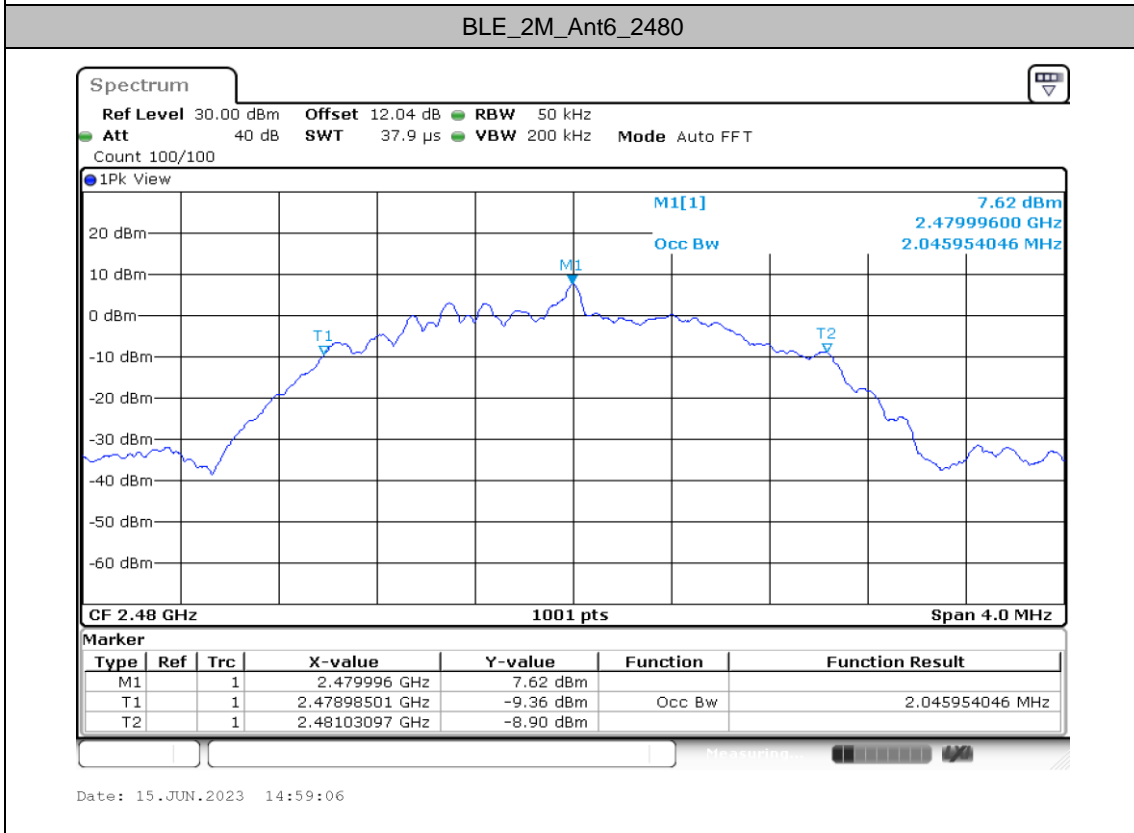
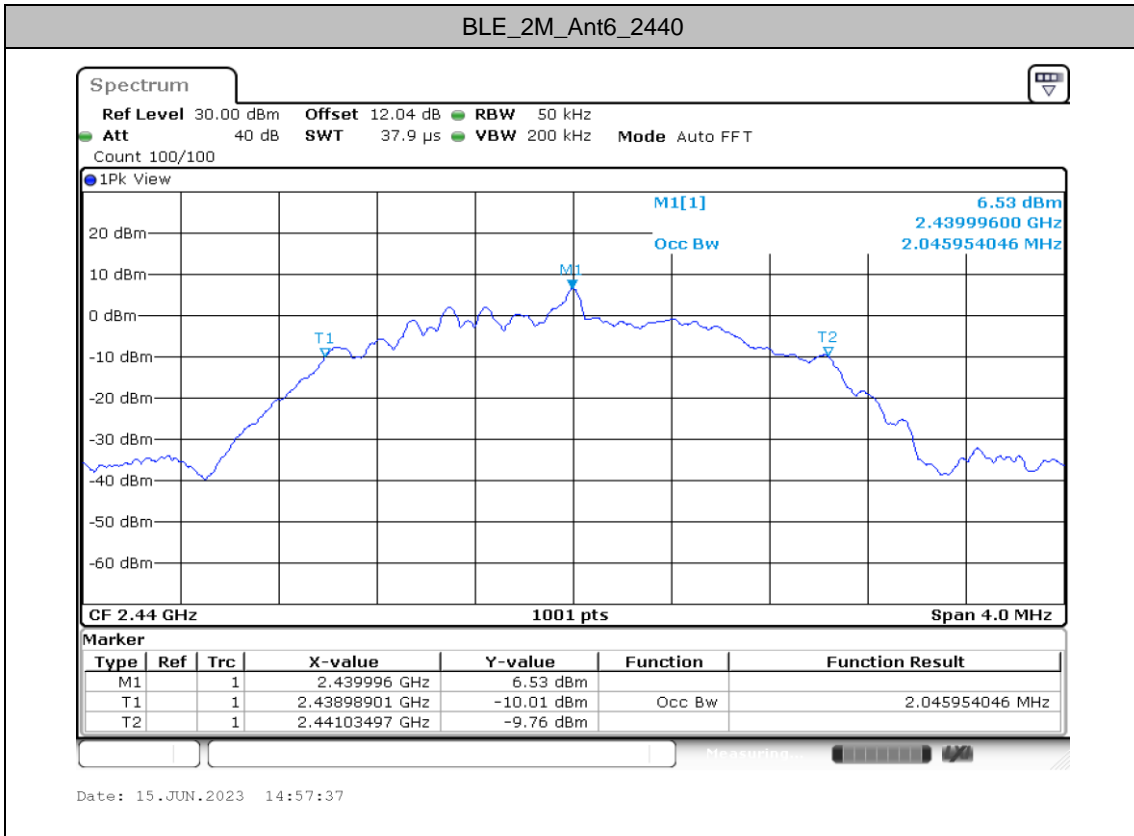
TestMode	Antenna	Freq(MHz)	OCB [MHz]	FL[MHz]	FH[MHz]
BLE_1M	Ant6	2402	1.031	2401.4885	2402.5195
		2440	1.031	2439.4845	2440.5155
		2480	1.031	2479.4845	2480.5155
BLE_2M	Ant6	2402	2.050	2400.9890	2403.0390
		2440	2.046	2438.9890	2441.0350
		2480	2.046	2478.9850	2481.0310



Test Graphs









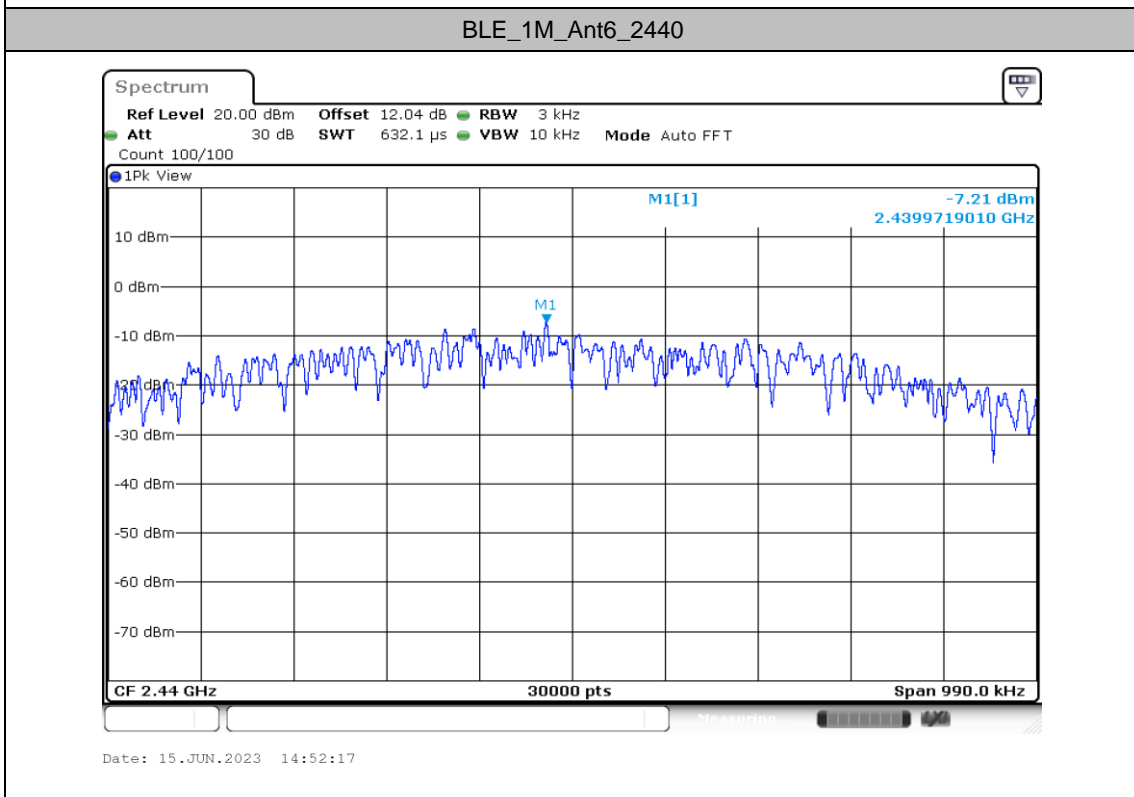
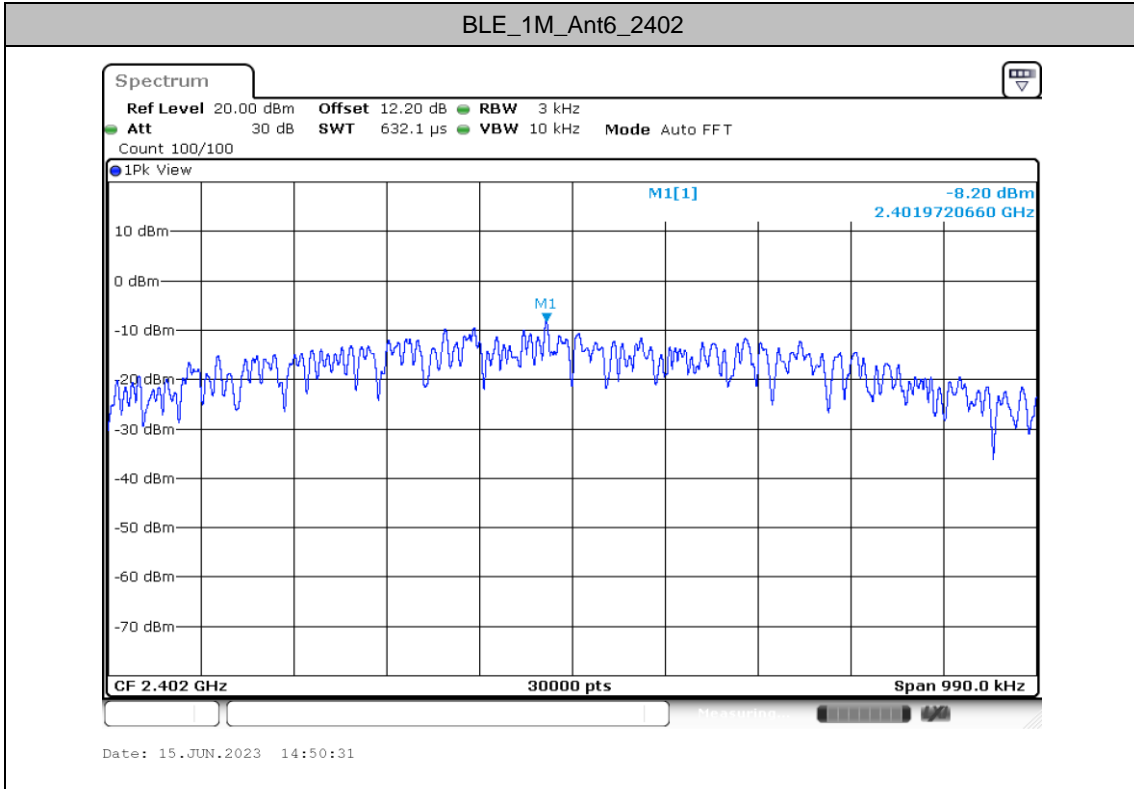
Maximum power spectral density

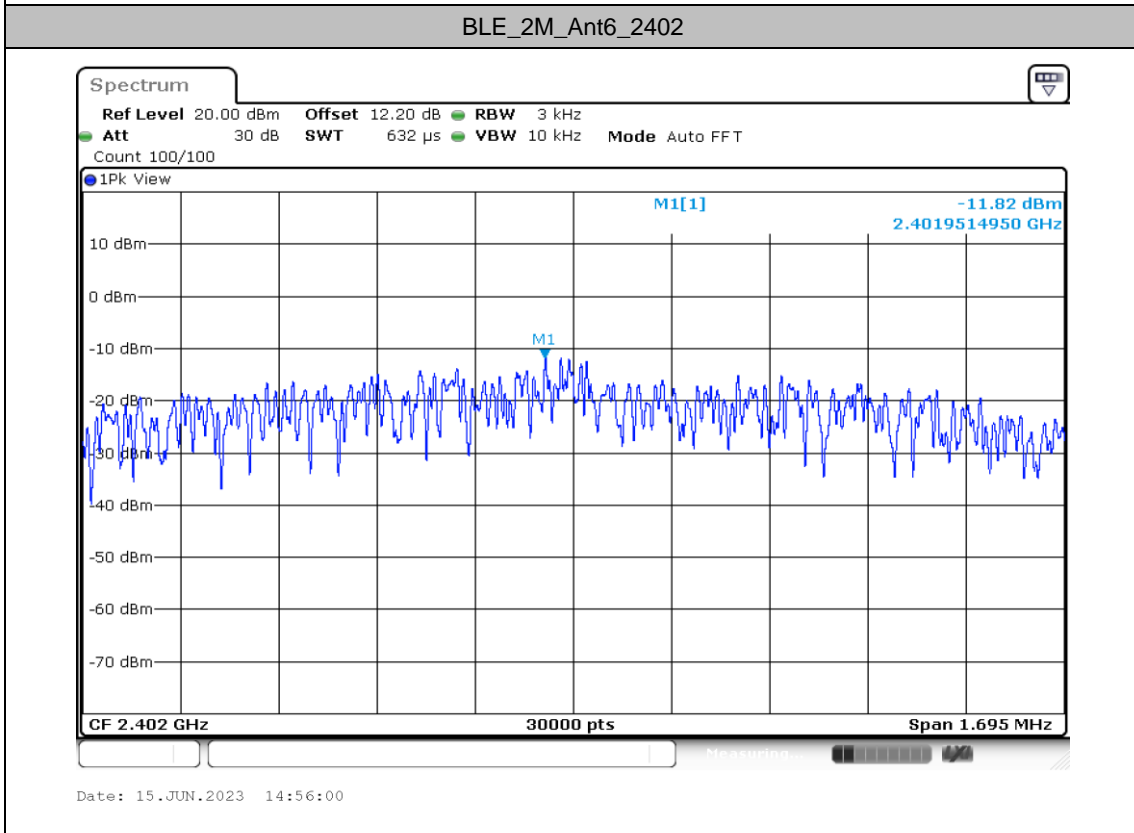
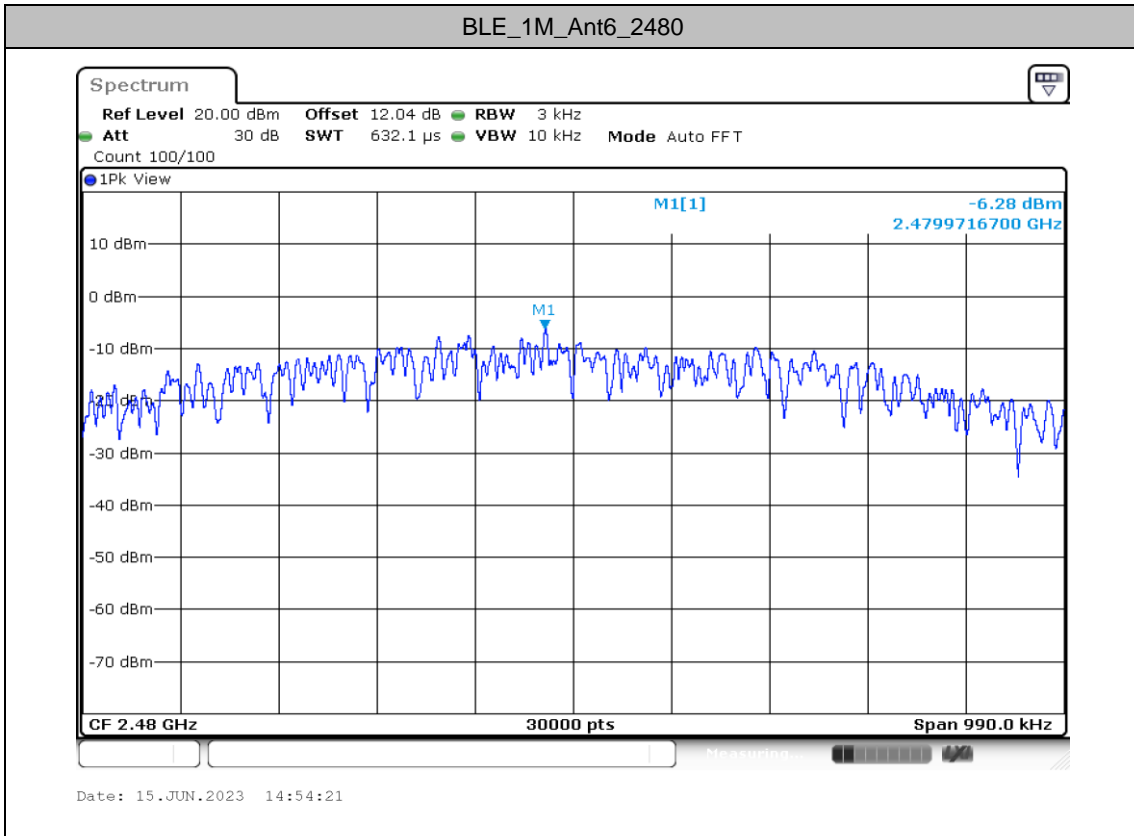
Test Result

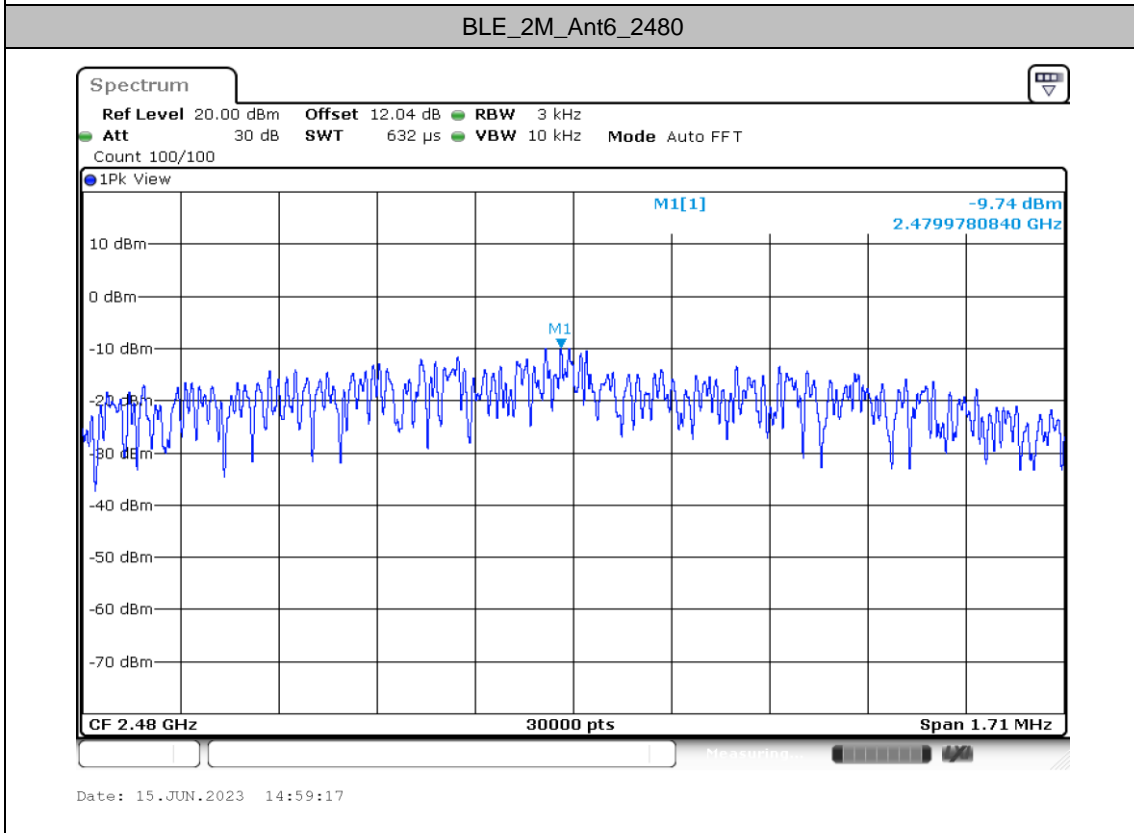
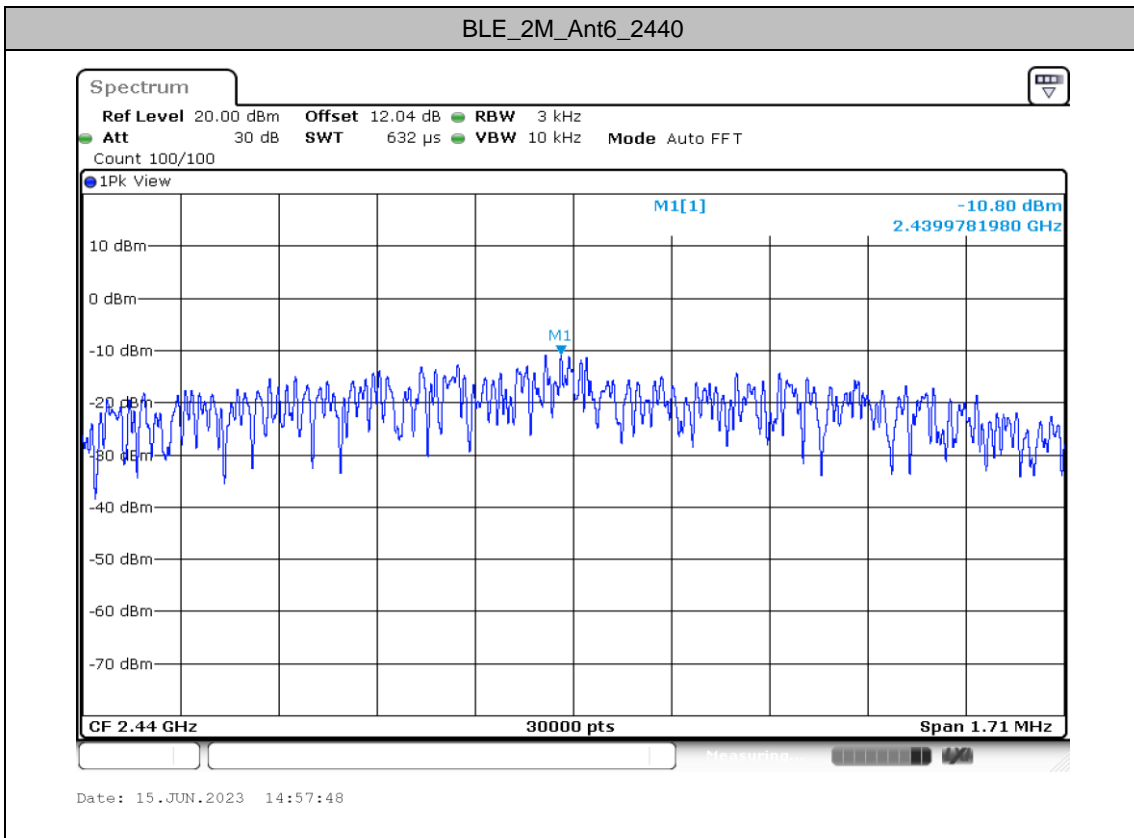
TestMode	Antenna	Freq(MHz)	Result[dBm/3kHz]	Limit[dBm/3kHz]	Verdict
BLE_1M	Ant6	2402	-8.2	≤8.00	PASS
		2440	-7.21	≤8.00	PASS
		2480	-6.28	≤8.00	PASS
BLE_2M	Ant6	2402	-11.82	≤8.00	PASS
		2440	-10.8	≤8.00	PASS
		2480	-9.74	≤8.00	PASS



Test Graphs









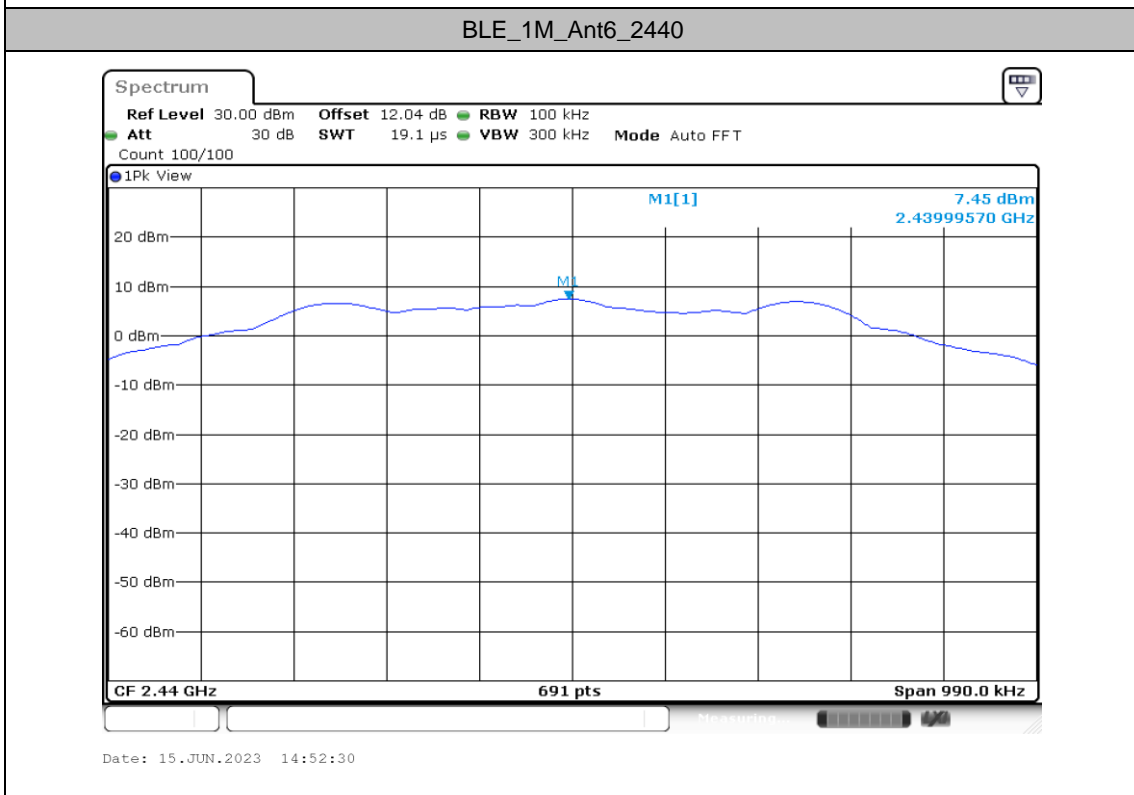
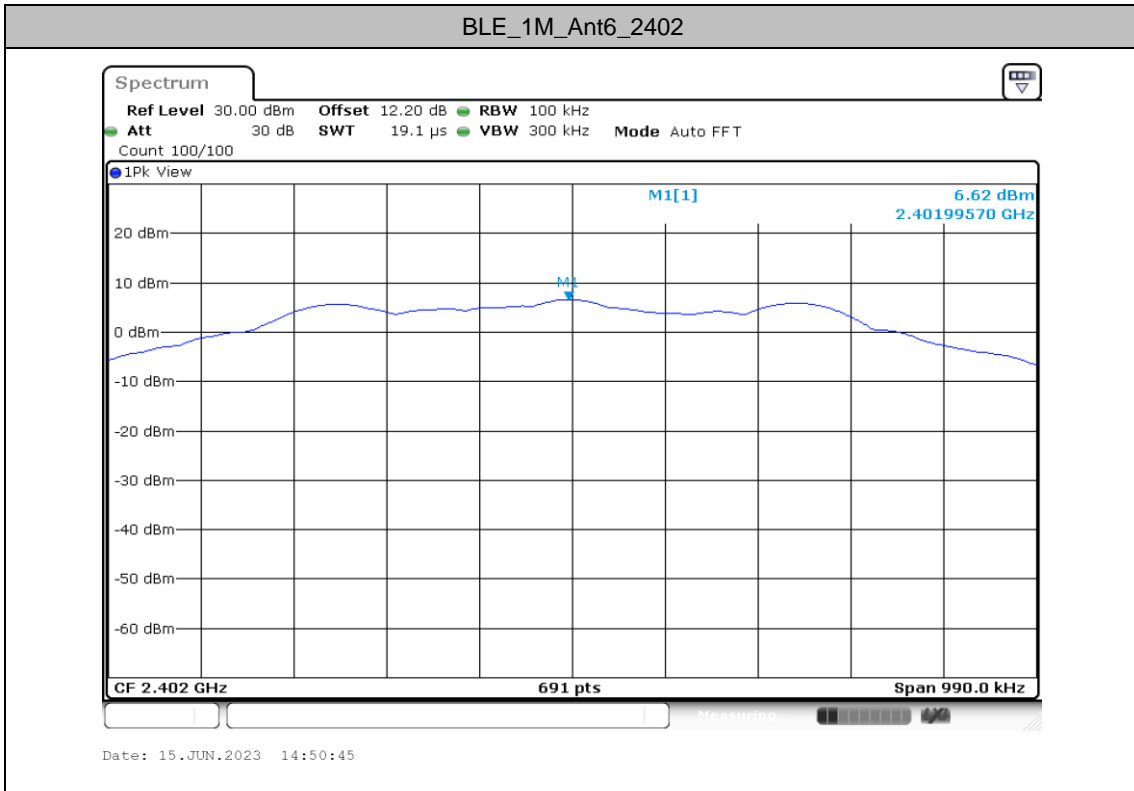
Reference level measurement

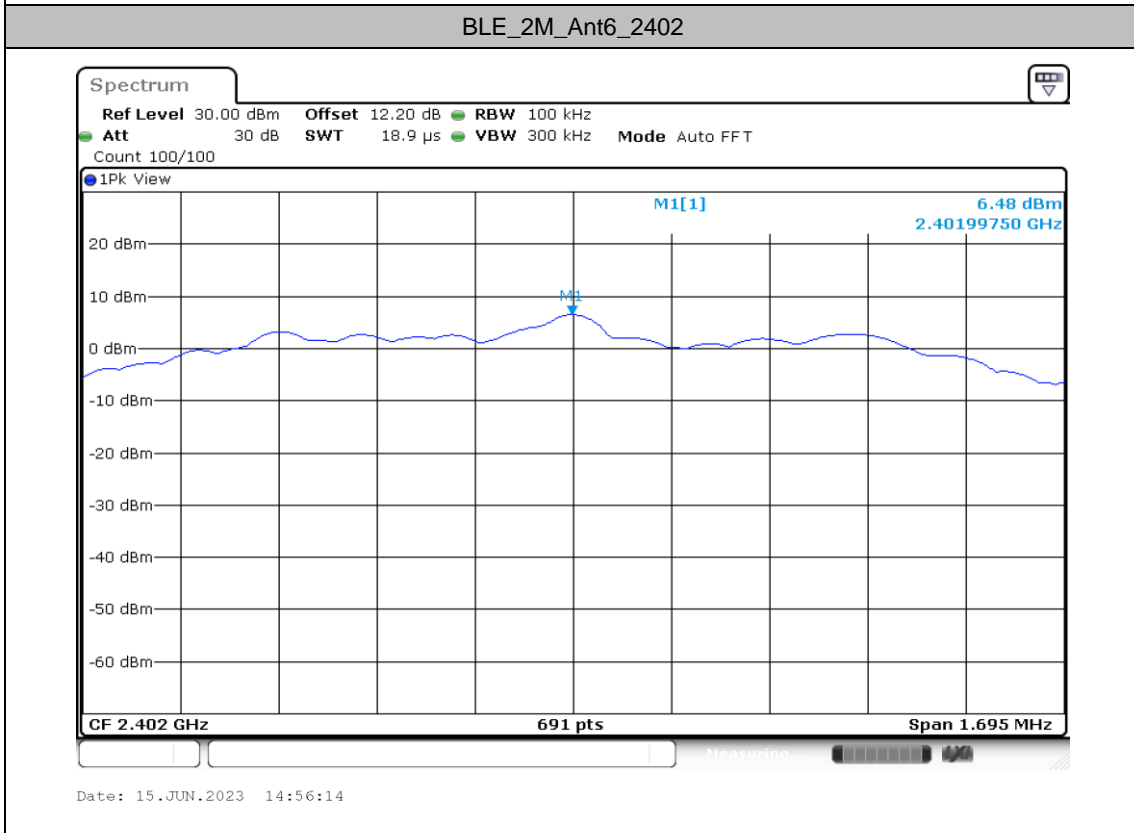
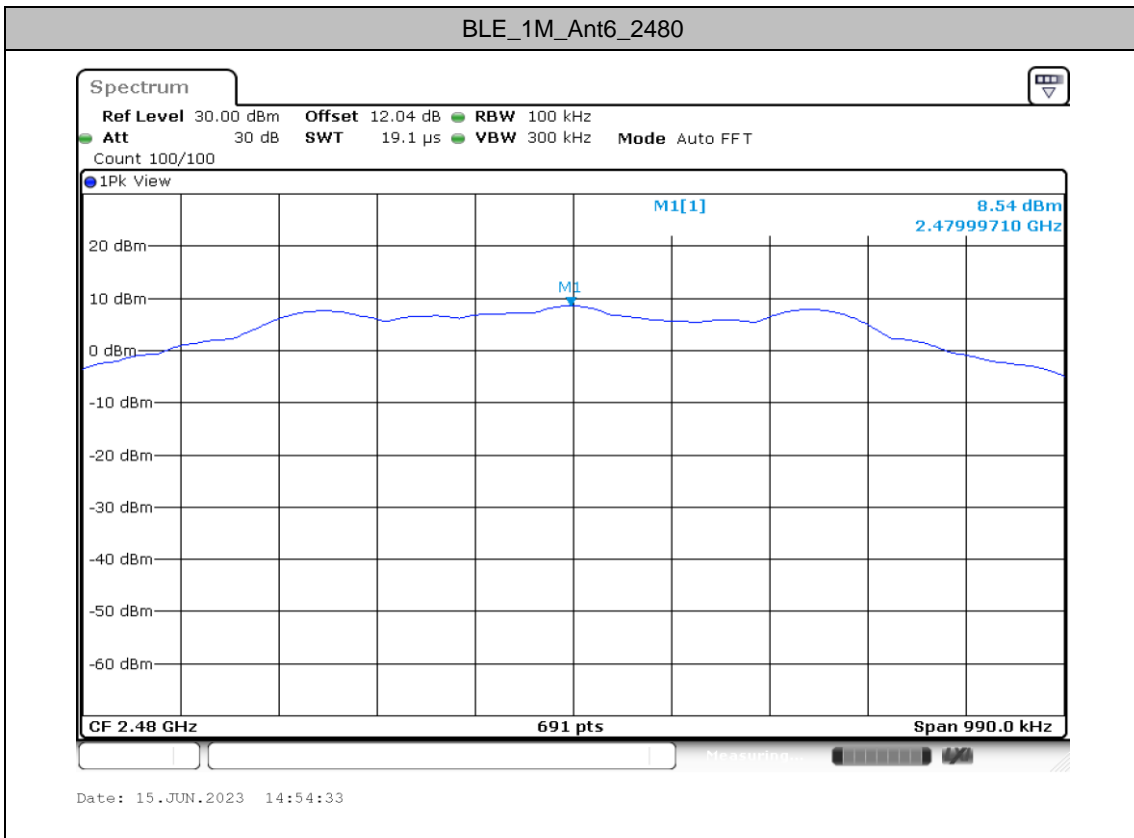
Test Result

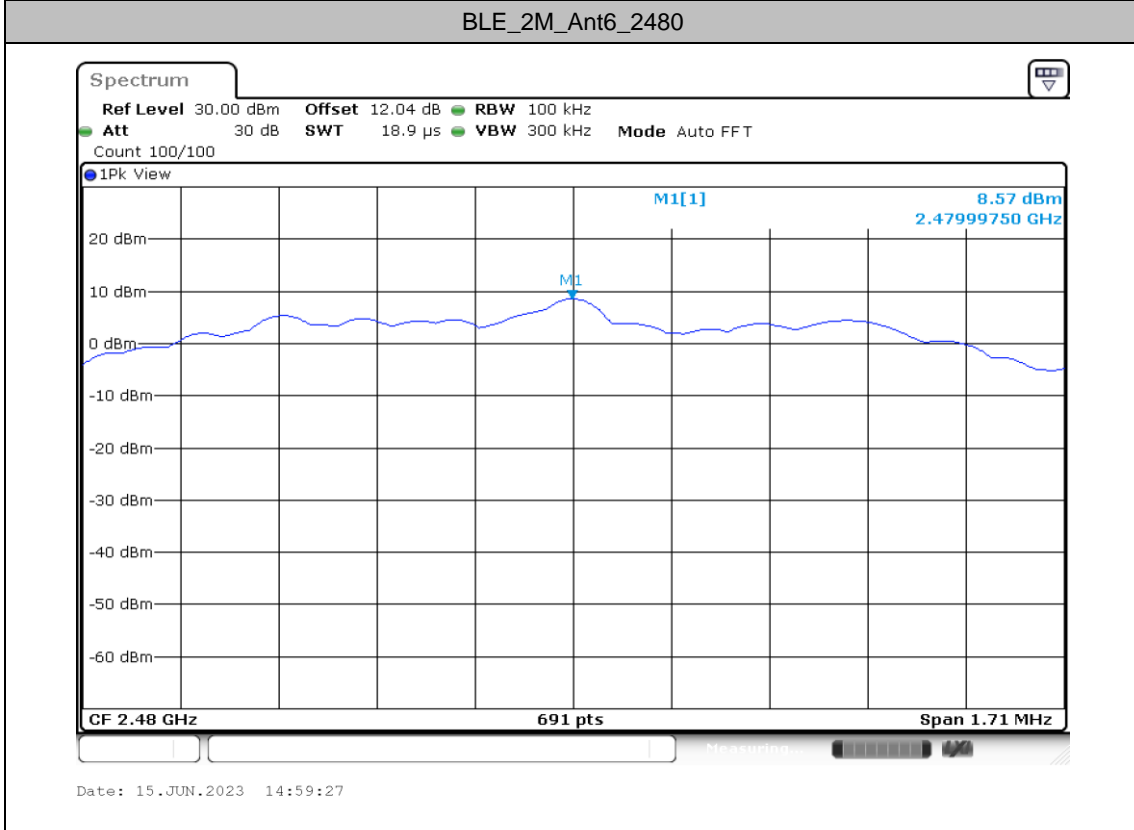
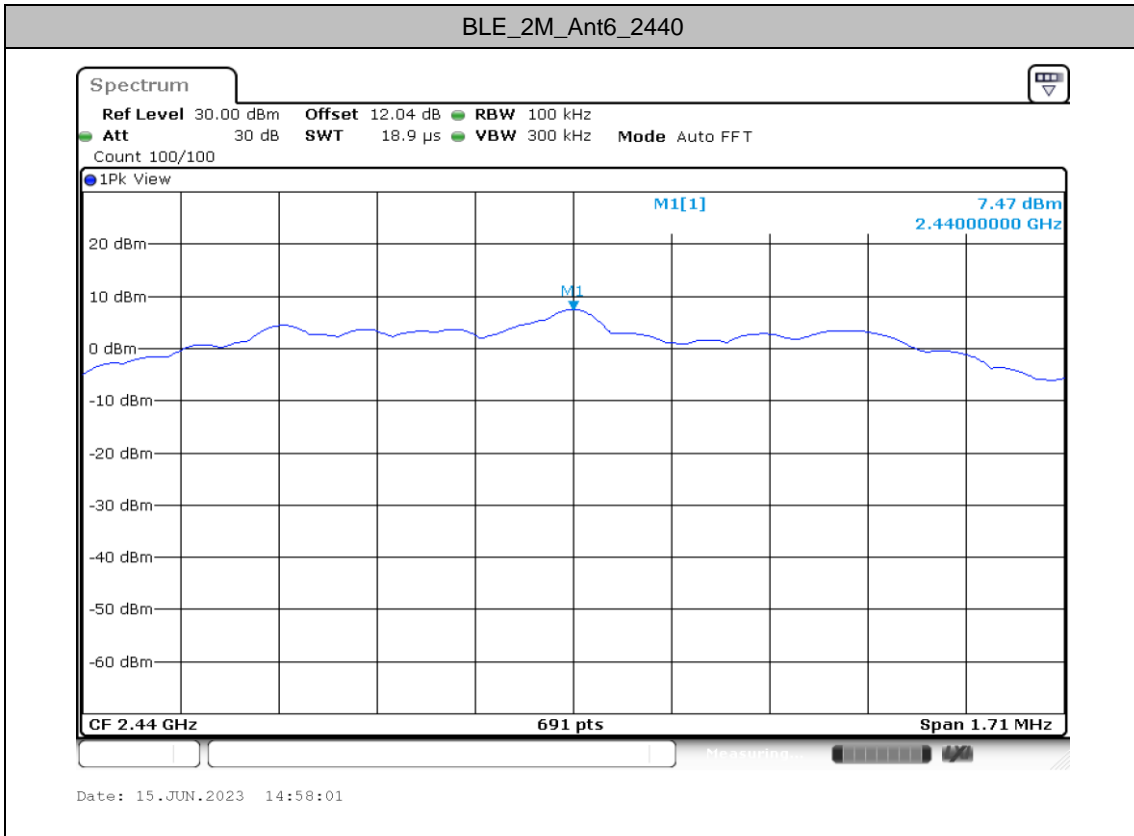
TestMode	Antenna	Freq(MHz)	Max.Point[MHz]	Result[dBm/100KHz]
BLE_1M	Ant6	2402	2402.00	6.62
		2440	2440.00	7.45
		2480	2480.00	8.54
BLE_2M	Ant6	2402	2402.00	6.48
		2440	2440.00	7.47
		2480	2480.00	8.57



Test Graphs









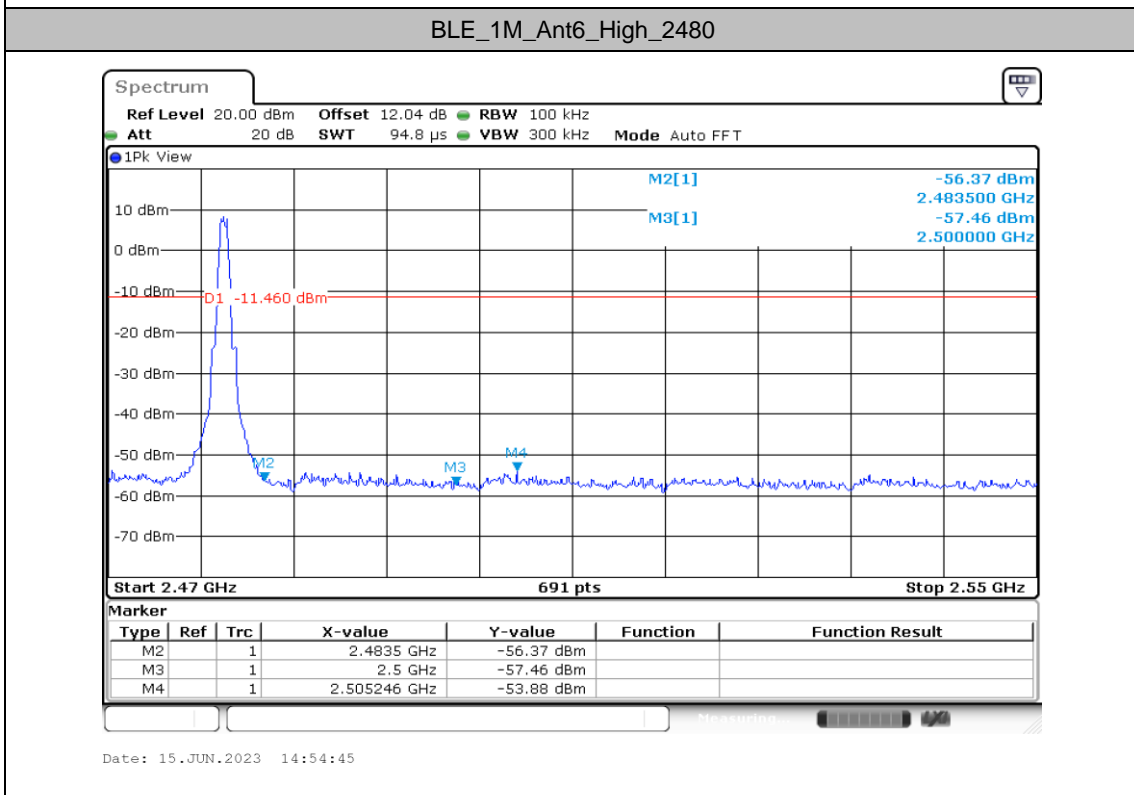
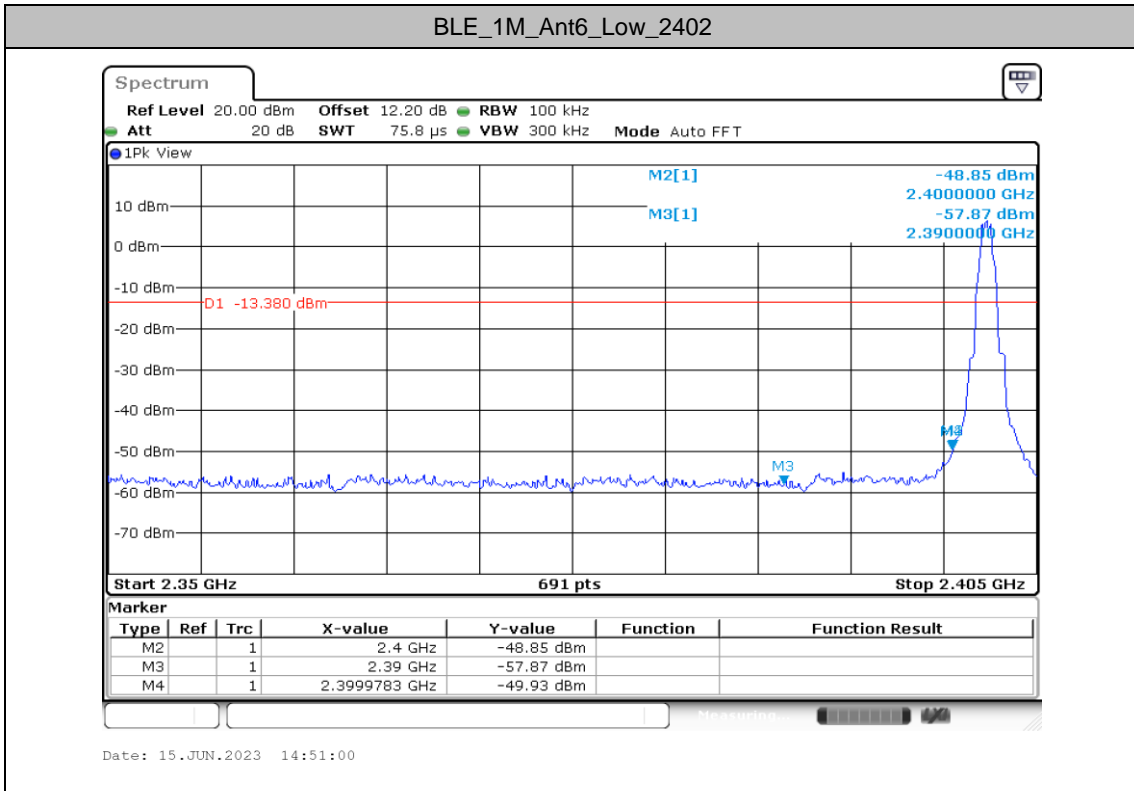
Band edge measurements

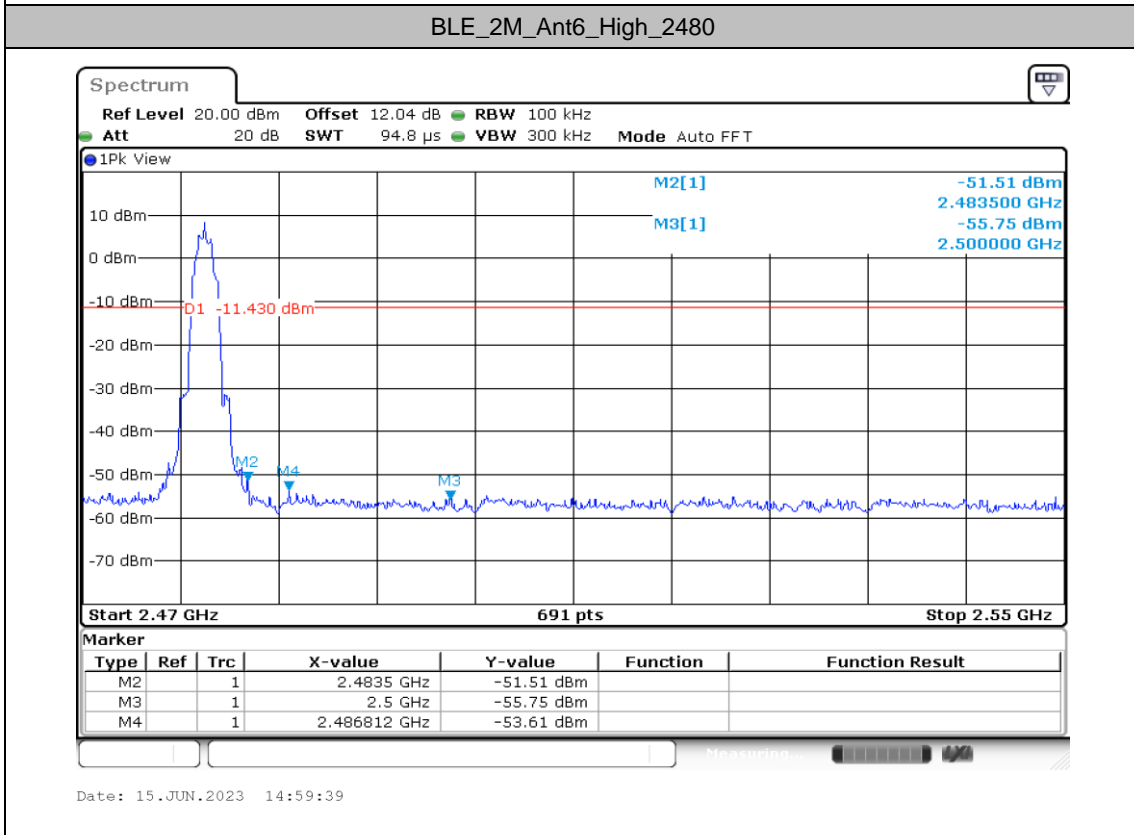
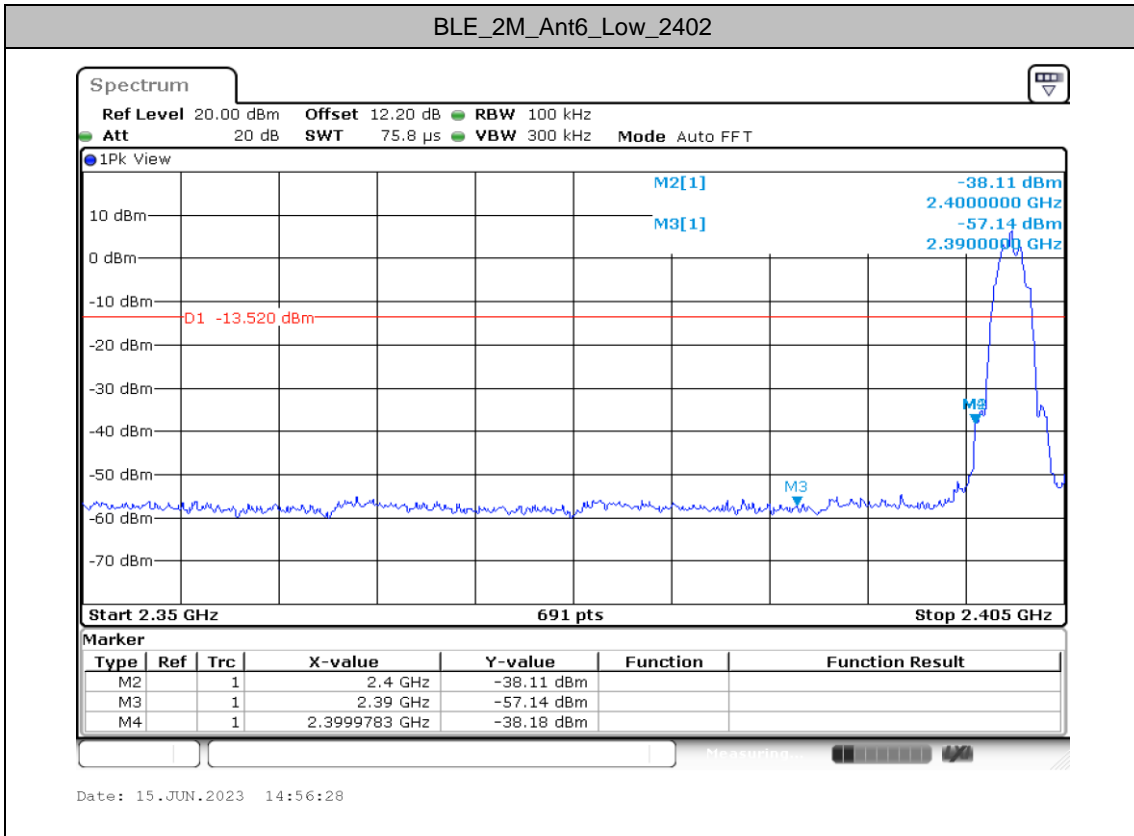
Test Result

TestMode	Antenna	ChName	Freq(MHz)	RefLevel[dBm/100KHz]	Result[dBm/100KHz]	Limit[dBm/100KHz]	Verdict
BLE_1M	Ant6	Low	2402	6.62	-49.93	≤-13.38	PASS
		High	2480	8.54	-53.88	≤-11.46	PASS
BLE_2M	Ant6	Low	2402	6.48	-38.18	≤-13.52	PASS
		High	2480	8.57	-53.61	≤-11.43	PASS



Test Graphs







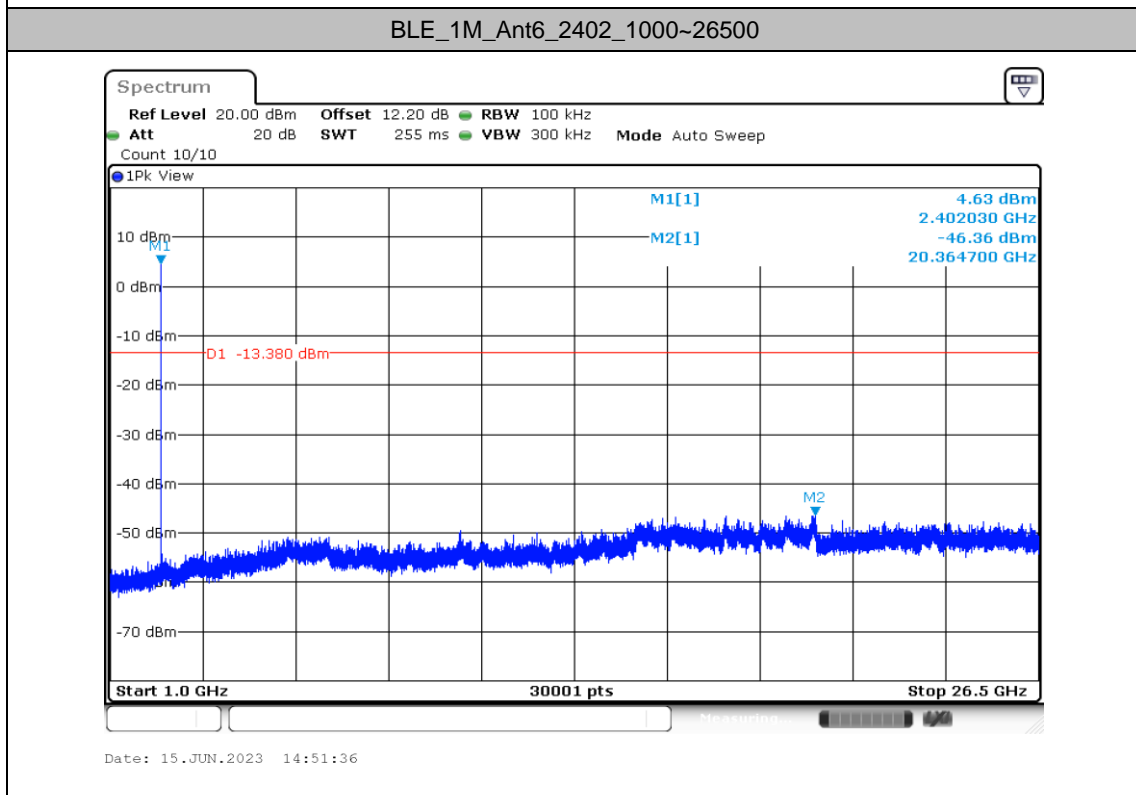
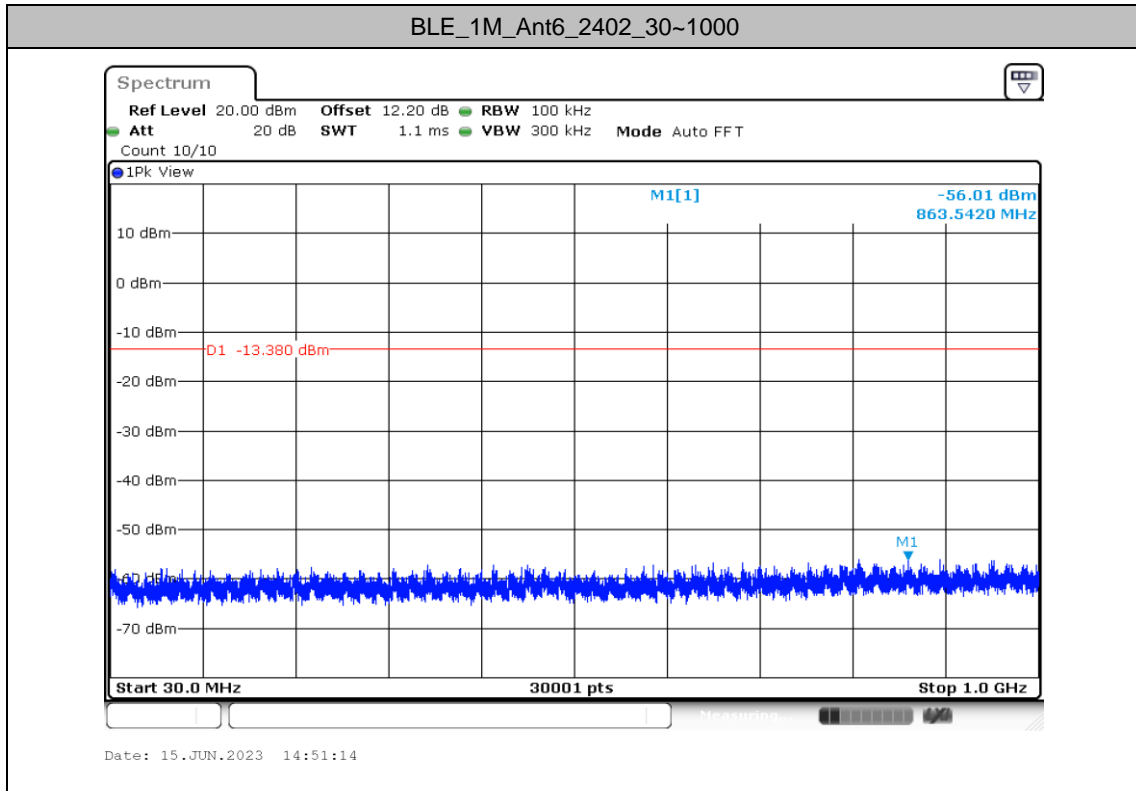
Conducted Spurious Emission

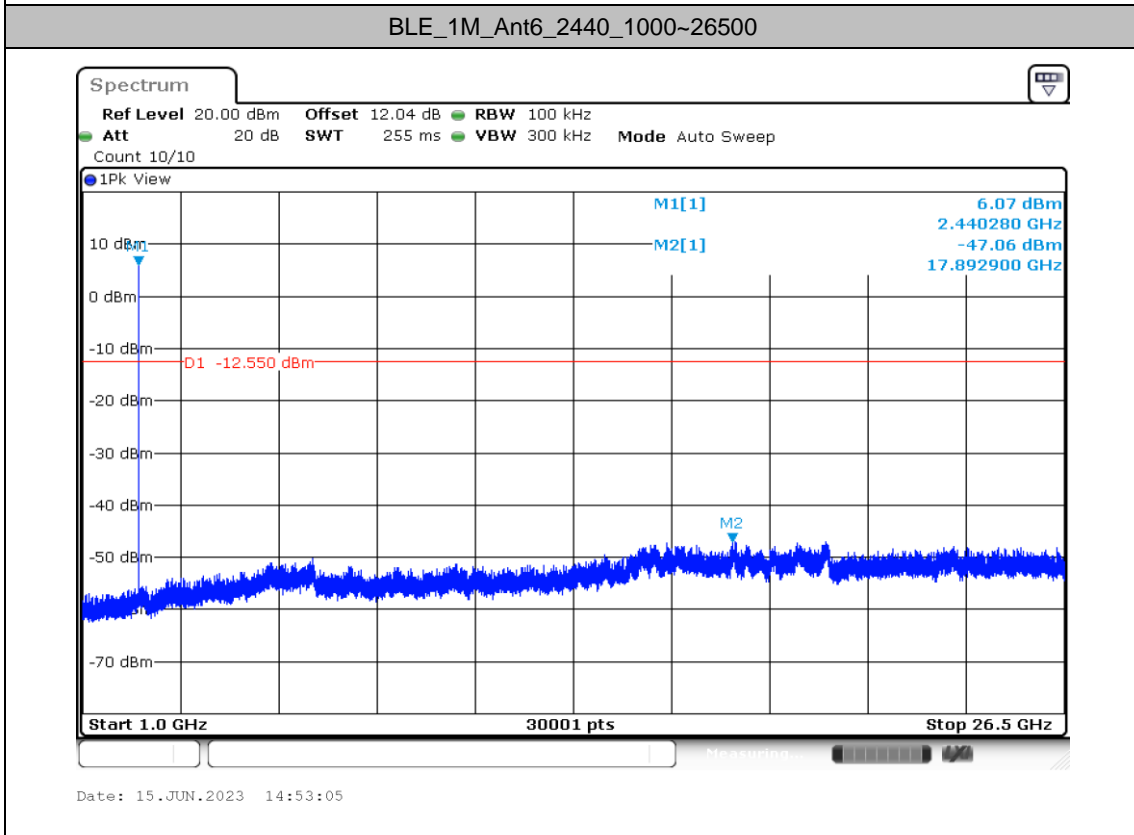
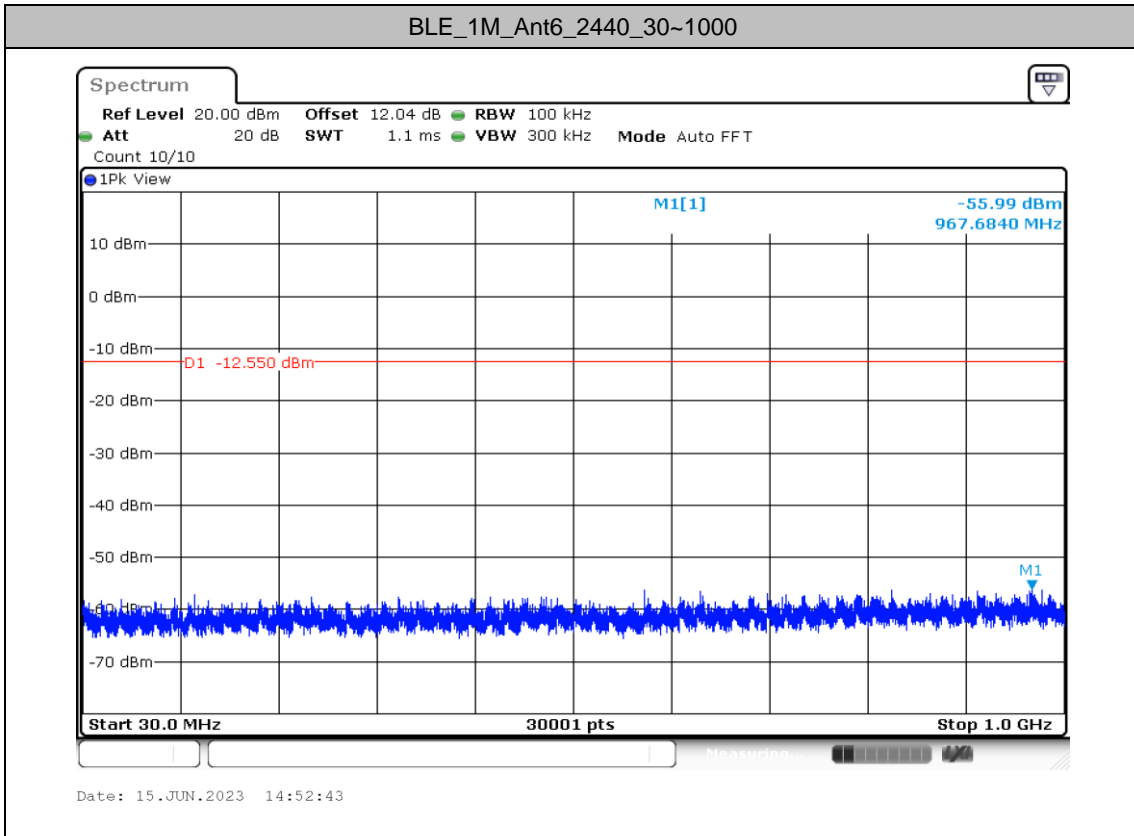
Test Result

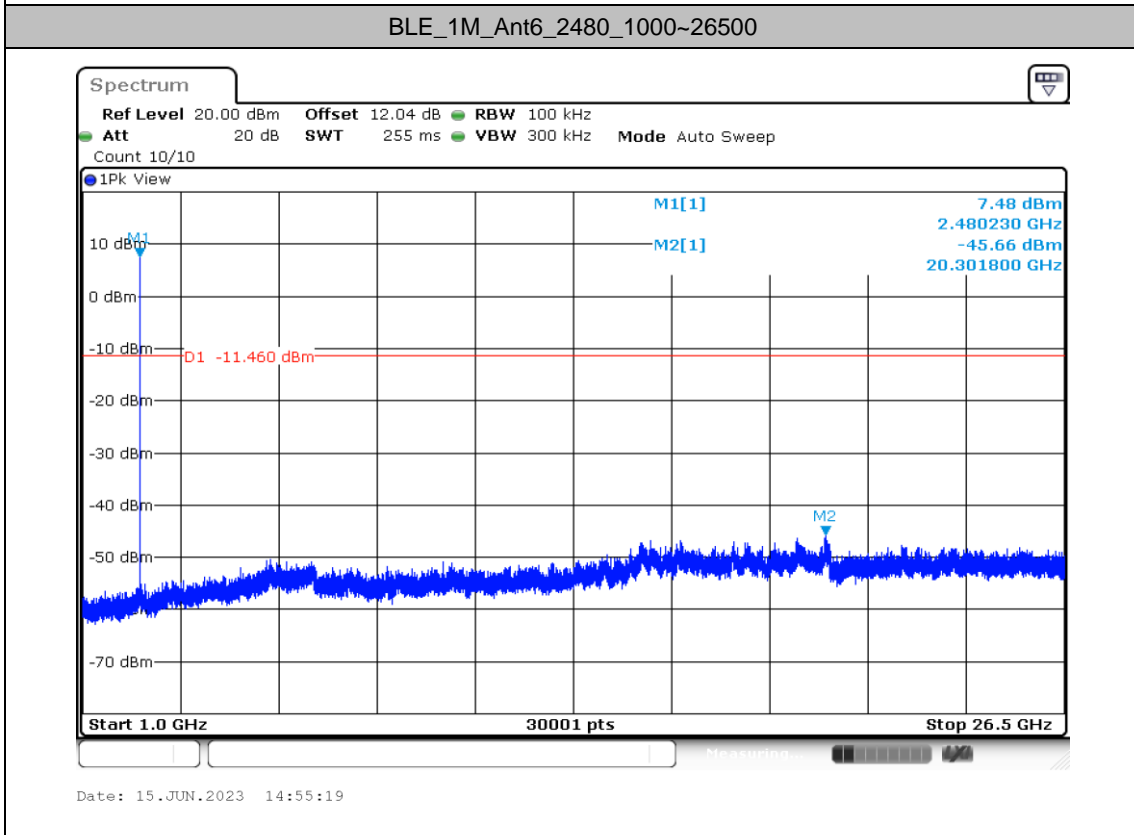
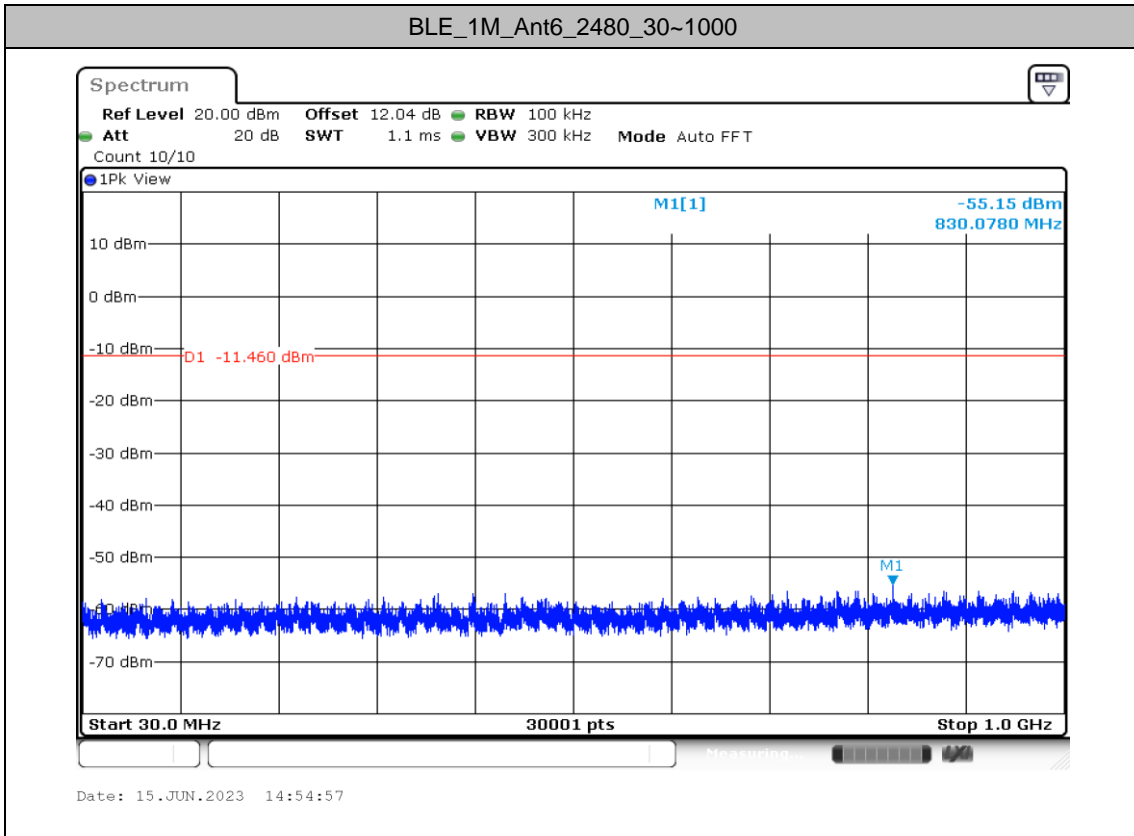
TestMode	Antenna	Freq(MHz)	FreqRange [MHz]	RefLevel [dBm/100KHz]	Result [dBm/100KHz]	Limit [dBm/100KHz]	Verdict
BLE_1M	Ant6	2402	30~1000	6.62	-56.01	≤-13.38	PASS
			1000~26500	6.62	-46.36	≤-13.38	PASS
		2440	30~1000	7.45	-55.99	≤-12.55	PASS
			1000~26500	7.45	-47.06	≤-12.55	PASS
		2480	30~1000	8.54	-55.15	≤-11.46	PASS
			1000~26500	8.54	-45.66	≤-11.46	PASS
BLE_2M	Ant6	2402	30~1000	6.48	-55.33	≤-13.52	PASS
			1000~26500	6.48	-46.21	≤-13.52	PASS
		2440	30~1000	7.47	-56.08	≤-12.53	PASS
			1000~26500	7.47	-46.09	≤-12.53	PASS
		2480	30~1000	8.57	-56.08	≤-11.43	PASS
			1000~26500	8.57	-46.51	≤-11.43	PASS

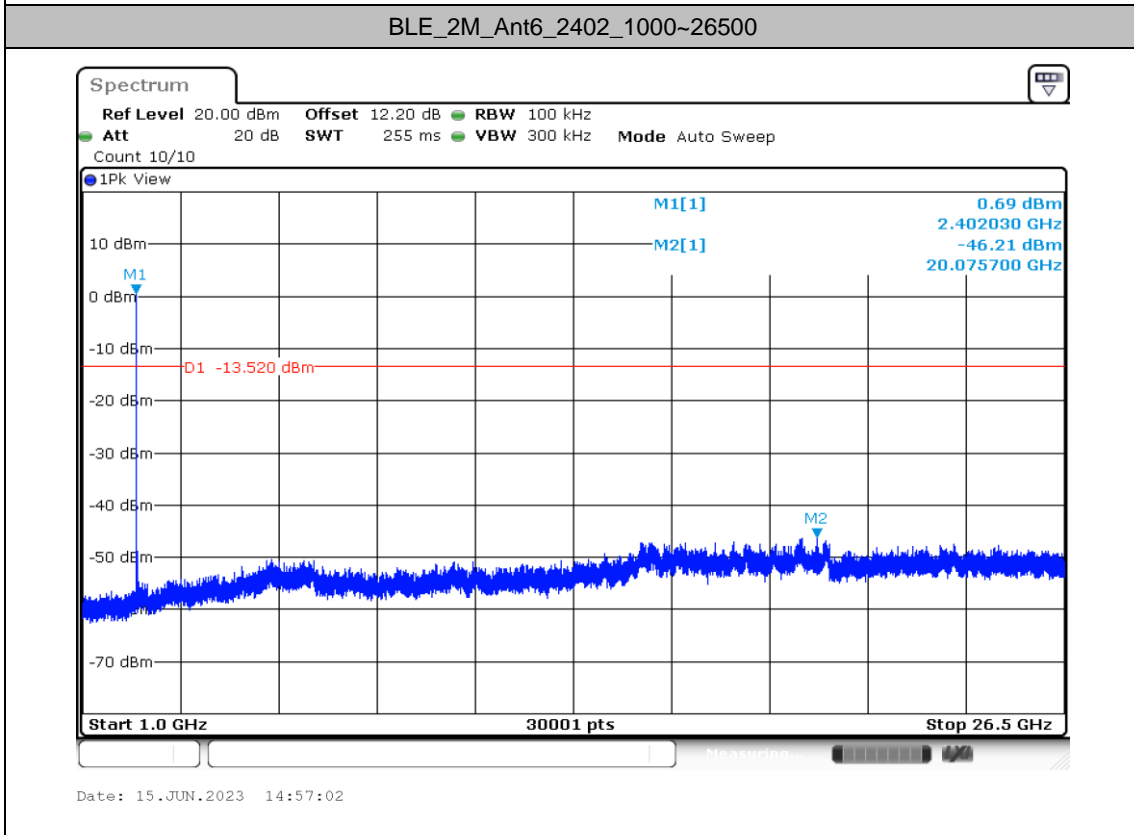
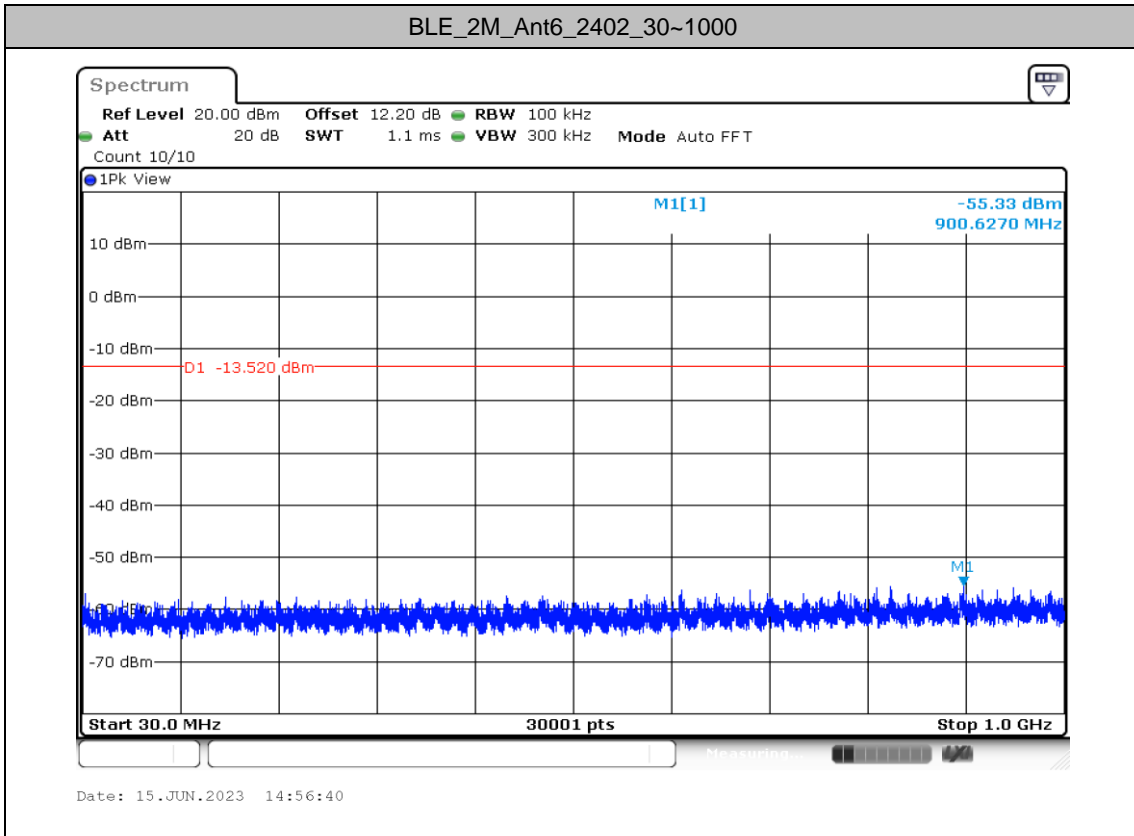


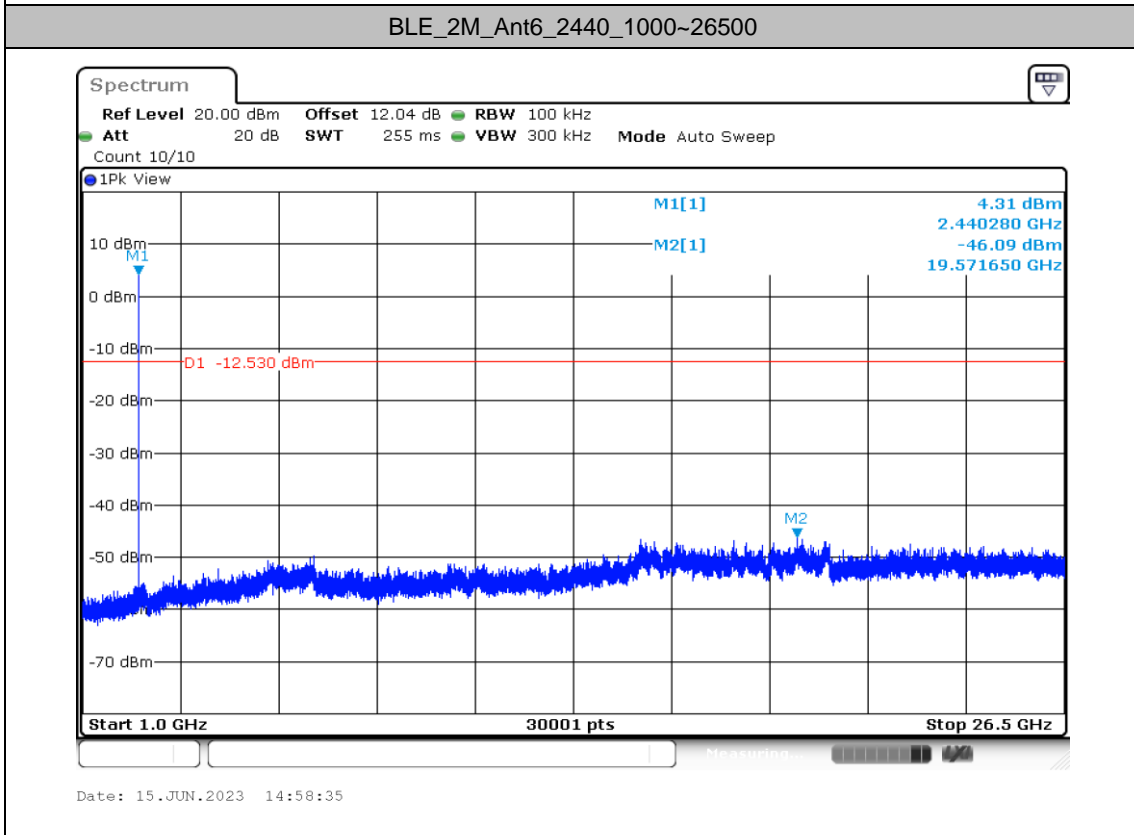
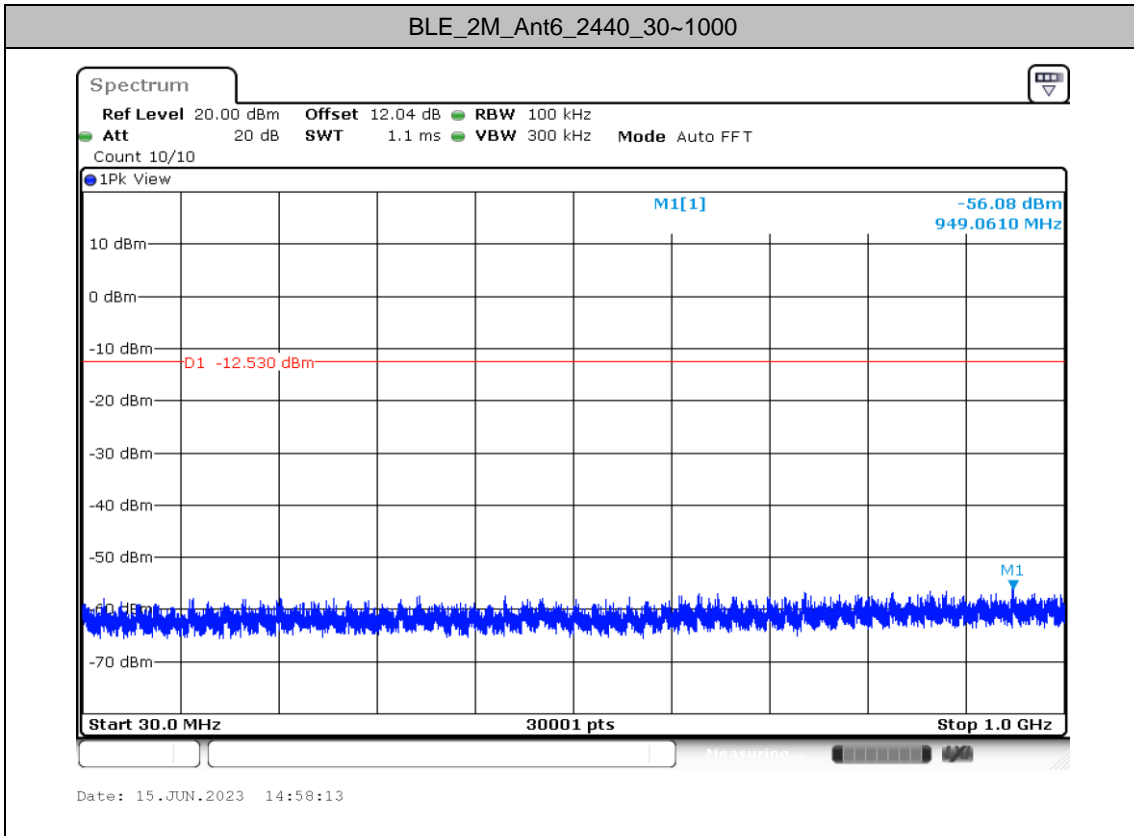
Test Graphs

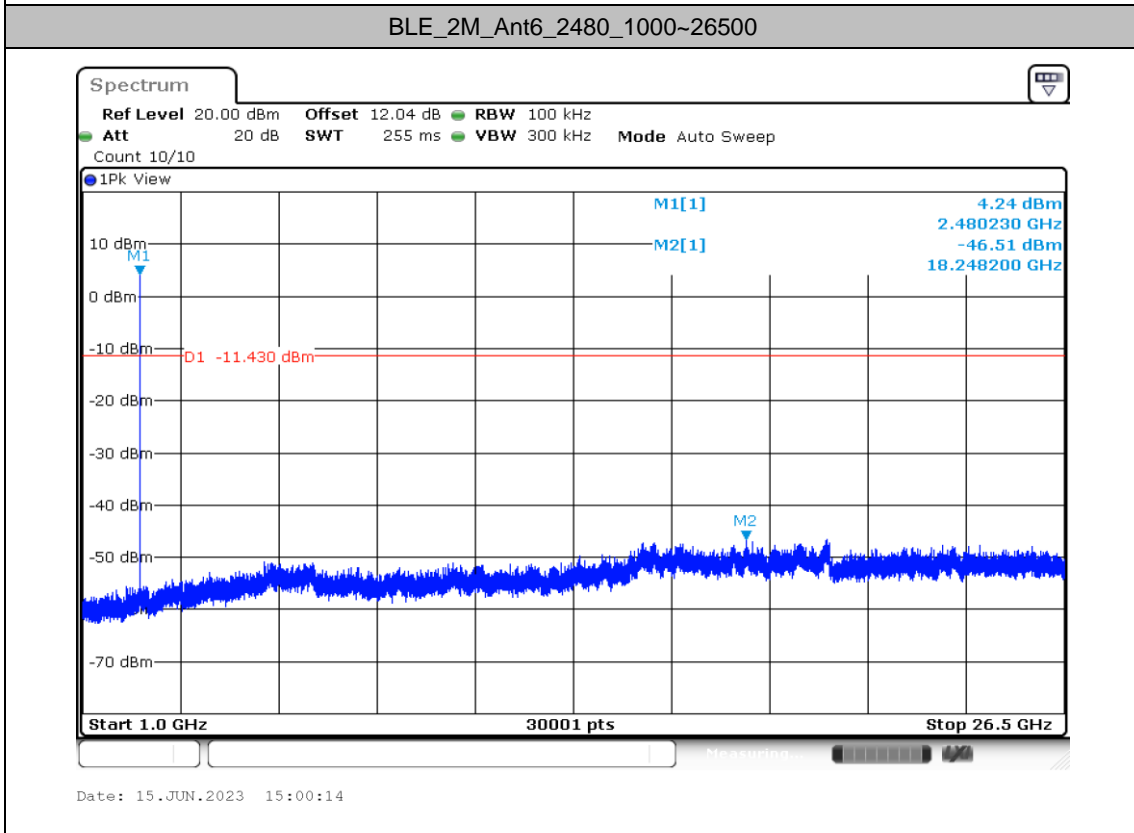
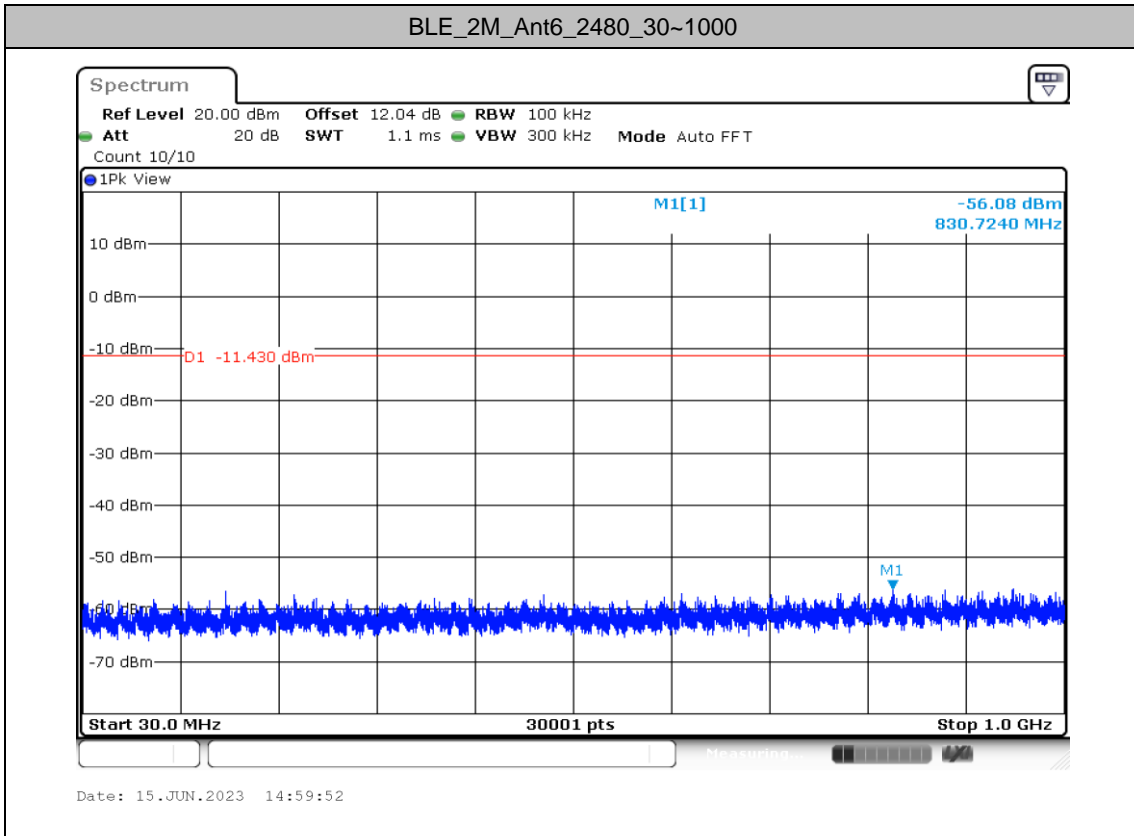








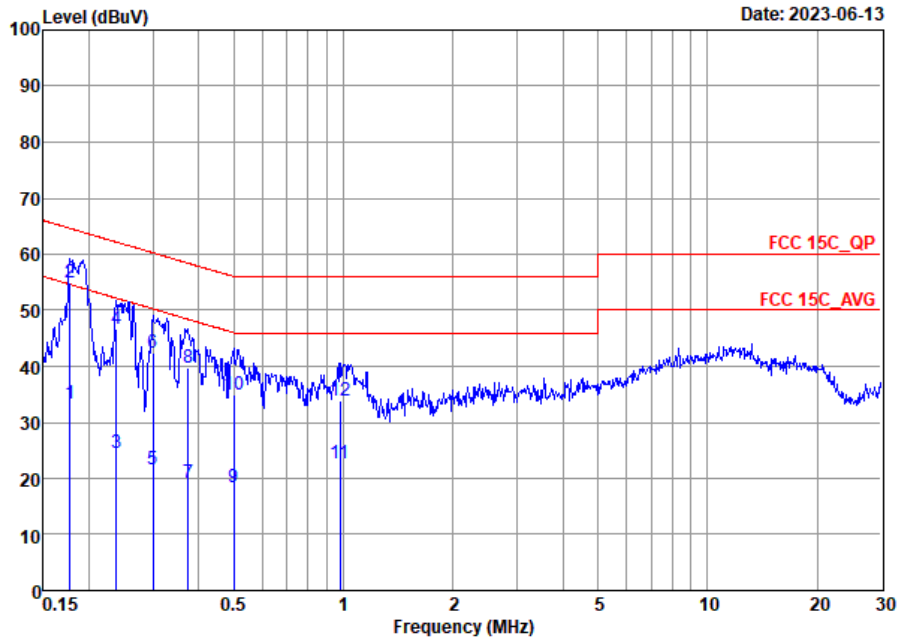






Appendix B. AC Conducted Emission Test Results

Test Engineer :	Lily Qiu	Temperature :	22~24°C
		Relative Humidity :	44~50%
Test Voltage :	120Vac / 60Hz	Phase :	Line
Remark :	All emissions not reported here are more than 10 dB below the prescribed limit.		

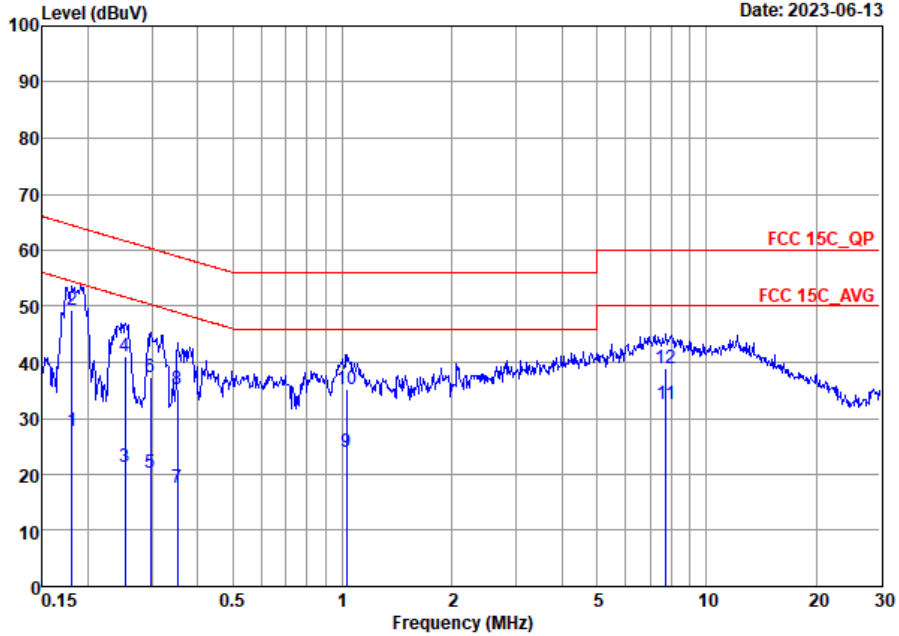


Site : C001-SZ
 Condition: FCC 15C_QP LISN_20230420_L LINE

	Freq	Level	Over Limit	Limit Line	Read Level	LISN Factor	Cable Loss	Remark
	MHz	dBuV	dB	dBuV	dBuV	dB	dB	
1	0.18	33.40	-21.19	54.59	12.80	10.46	10.14	Average
2 *	0.18	54.90	-9.69	64.59	34.30	10.46	10.14	QP
3	0.24	24.44	-27.73	52.17	3.90	10.39	10.15	Average
4	0.24	46.54	-15.63	62.17	26.00	10.39	10.15	QP
5	0.30	21.72	-28.52	50.24	1.20	10.37	10.15	Average
6	0.30	42.42	-17.82	60.24	21.90	10.37	10.15	QP
7	0.38	19.25	-29.14	48.39	-1.20	10.29	10.16	Average
8	0.38	39.85	-18.54	58.39	19.40	10.29	10.16	QP
9	0.50	18.42	-27.59	46.01	-2.00	10.26	10.16	Average
10	0.50	34.92	-21.09	56.01	14.50	10.26	10.16	QP
11	0.98	22.60	-23.40	46.00	2.20	10.24	10.16	Average
12	0.98	34.00	-22.00	56.00	13.60	10.24	10.16	QP



Test Engineer :	Lily Qiu	Temperature :	22~24°C
		Relative Humidity :	44~50%
Test Voltage :	120Vac / 60Hz	Phase :	Neutral
Remark :	All emissions not reported here are more than 10 dB below the prescribed limit.		



Site : CO01-SZ
 Condition: FCC 15C_QP LISN_20230420_N NEUTRAL

	Freq	Level	Over Limit	Limit Line	Read Level	LISN Factor	Cable Loss	Remark
	MHz	dBuV	dB	dBuV	dBuV	dB	dB	
1	0.18	27.84	-26.62	54.46	7.30	10.40	10.14	Average
2 *	0.18	49.44	-15.02	64.46	28.90	10.40	10.14	QP
3	0.25	21.27	-30.37	51.64	0.80	10.32	10.15	Average
4	0.25	40.97	-20.67	61.64	20.50	10.32	10.15	QP
5	0.30	20.26	-30.06	50.32	-0.20	10.31	10.15	Average
6	0.30	37.36	-22.96	60.32	16.90	10.31	10.15	QP
7	0.35	17.61	-31.30	48.91	-2.80	10.25	10.16	Average
8	0.35	35.31	-23.60	58.91	14.90	10.25	10.16	QP
9	1.03	24.01	-21.99	46.00	3.60	10.25	10.16	Average
10	1.03	35.11	-20.89	56.00	14.70	10.25	10.16	QP
11	7.73	32.61	-17.39	50.00	12.20	10.04	10.37	Average
12	7.73	38.81	-21.19	60.00	18.40	10.04	10.37	QP

Note:

- Level(dBμV) = Read Level(dBμV) + LISN Factor(dB) + Cable Loss(dB)
- Over Limit(dB) = Level(dBμV) – Limit Line(dBμV)



Appendix C. Radiated Spurious Emission Test Data

Test Engineer :	Zhaohui Liang	Relative Humidity :	48~49%
		Temperature :	24~25°C

Radiated Spurious Emission Test Modes

Mode	Band (MHz)	Antenna	Modulation	Channel	Frequency	Data Rate	RU	Remark
Mode 1	2400-2483.5	6	Bluetooth-LE	00	2402	1Mbps	-	-
Mode 2	2400-2483.5	6	Bluetooth-LE	19	2440	1Mbps	-	-
Mode 3	2400-2483.5	6	Bluetooth-LE	39	2480	1Mbps	-	-
Mode 4	2400-2483.5	6	Bluetooth-LE	00	2402	2Mbps	-	-
Mode 5	2400-2483.5	6	Bluetooth-LE	19	2440	2Mbps	-	-
Mode 6	2400-2483.5	6	Bluetooth-LE	39	2480	2Mbps	-	-
Mode 7	2400-2483.5	6	Bluetooth-LE	39	2480	2Mbps	-	LF

Note: Only the worst case from single carrier has assessed LF mode to test.



Summary of each worse mode

Mode	Modulation	Ch.	Freq. (MHz)	Level (dBuV/m)	Limit (dBuV/m)	Margin (dB)	Pol.	Peak Avg.	Result	Remark
1	Bluetooth-LE	00	2388.48	39.04	54.00	-14.96	H	AVERAGE	Pass	Band Edge
1	Bluetooth-LE	00	4804.00	45.53	74.00	-28.47	V	Peak	Pass	Harmonic
2	Bluetooth-LE	19	-	-	-	-	-	-	-	Band Edge
2	Bluetooth-LE	19	7320.00	47.72	74.00	-26.28	V	Peak	Pass	Harmonic
3	Bluetooth-LE	39	2483.54	40.52	54.00	-13.48	V	AVERAGE	Pass	Band Edge
3	Bluetooth-LE	39	7440.00	48.05	74.00	-25.95	V	Peak	Pass	Harmonic
4	Bluetooth-LE	00	2368.42	41.06	54.00	-12.94	H	AVERAGE	Pass	Band Edge
4	Bluetooth-LE	00	4804.00	45.43	74.00	-28.57	V	Peak	Pass	Harmonic
5	Bluetooth-LE	19	-	-	-	-	-	-	-	Band Edge
5	Bluetooth-LE	19	7320.00	47.53	74.00	-26.47	H	Peak	Pass	Harmonic
6	Bluetooth-LE	39	2483.62	43.86	54.00	-10.14	V	AVERAGE	Pass	Band Edge
6	Bluetooth-LE	39	7440.00	48.40	74.00	-25.60	H	Peak	Pass	Harmonic
7	Bluetooth-LE	39	886.51	29.79	46	-16.21	V	Peak	Pass	LF



Co-location

BLE CH39 & LTE B13 (Band Edge @ 3m)

	Note	Frequency (MHz)	Level (dBμV/m)	Margin (dB)	Limit Line (dBμV/m)	Read Level (dBμV)	Antenna Factor (dB/m)	Cable Loss (dB)	Preamp Factor (dB)	Ant Pos (cm)	Table Pos (deg)	Peak Avg. (P/A)	Pol. (H/V)
BLE CH 39 2480MHz & LTEB13 Co-location	*	2480	100.94	-	-	93.65	32.39	6.53	31.63	100	323	P	H
	*	2480	100.36	-	-	93.07	32.39	6.53	31.63	100	323	A	H
		2484	54.93	-19.07	74	47.63	32.39	6.53	31.62	100	323	P	H
		2488.12	45.16	-8.84	54	37.85	32.4	6.53	31.62	100	323	A	H
	*	2480	103.19	-	-	95.9	32.39	6.53	31.63	100	314	P	V
	*	2480	101.07	-	-	93.78	32.39	6.53	31.63	100	314	A	V
		2483.8	55.07	-18.93	74	47.77	32.39	6.53	31.62	100	314	P	V
		2483.72	45.39	-8.61	54	38.09	32.39	6.53	31.62	100	314	A	V
Remark	1. No other spurious found. 2. All results are PASS against Peak and Average limit line.												

BLE CH39 & LTE B13 (Harmonic @ 3m)

	Note	Frequency (MHz)	Level (dBμV/m)	Margin (dB)	Limit Line (dBμV/m)	Read Level (dBμV)	Antenna Factor (dB/m)	Cable Loss (dB)	Preamp Factor (dB)	Ant Pos (cm)	Table Pos (deg)	Peak Avg. (P/A)	Pol. (H/V)
BLE CH 39 2480MHz & LTEB13 Co-location		4960	45.1	-28.9	74	58.69	34.32	9.59	57.5	-	-	P	H
		7440	45.7	-28.3	74	57.97	35.94	11.29	59.5	-	-	P	H
		4960	44.1	-29.9	74	57.69	34.32	9.59	57.5	-	-	P	V
		7440	47.11	-26.89	74	59.38	35.94	11.29	59.5	-	-	P	V
Remark	1. No other spurious found. 2. All results are PASS against Peak and Average limit line.												



Mode	1																																																																									
	Band Edge																																																																									
	2400-2483.5_Bluetooth-LE_CH00_2402MHz																																																																									
ANT	6																																																																									
Pol.	Horizontal	Fundamental																																																																								
Peak	<table border="1"> <thead> <tr> <th>Limit</th> <th>Read</th> <th>Ant</th> <th>Cable</th> <th>Preamp</th> <th>APos</th> <th>TPos</th> <th>Remark</th> </tr> <tr> <th>Freq Level Line Margin Level Factor Loss Factor</th> <th colspan="7"></th> </tr> <tr> <th>MHz dBuV/m dBuV/m dB dBuV dB/m dB dB cm deg</th> <th colspan="7"></th> </tr> </thead> <tbody> <tr> <td>1</td> <td>2382.13</td> <td>51.00</td> <td>74.00</td> <td>-23.00</td> <td>43.10</td> <td>32.24</td> <td>7.74</td> <td>32.08</td> <td>342</td> <td>219</td> <td>PEAK</td> </tr> </tbody> </table>	Limit	Read	Ant	Cable	Preamp	APos	TPos	Remark	Freq Level Line Margin Level Factor Loss Factor								MHz dBuV/m dBuV/m dB dBuV dB/m dB dB cm deg								1	2382.13	51.00	74.00	-23.00	43.10	32.24	7.74	32.08	342	219	PEAK	<table border="1"> <thead> <tr> <th>Limit</th> <th>Read</th> <th>Ant</th> <th>Cable</th> <th>Preamp</th> <th>APos</th> <th>TPos</th> <th>Remark</th> </tr> <tr> <th>Freq Level Line Margin Level Factor Loss Factor</th> <th colspan="7"></th> </tr> <tr> <th>MHz dBuV/m dBuV/m dB dBuV dB/m dB dB cm deg</th> <th colspan="7"></th> </tr> </thead> <tbody> <tr> <td>1</td> <td>2402.00</td> <td>100.97</td> <td>-----</td> <td>-----</td> <td>92.98</td> <td>32.28</td> <td>7.79</td> <td>32.08</td> <td>342</td> <td>219</td> <td>PEAK</td> </tr> </tbody> </table>	Limit	Read	Ant	Cable	Preamp	APos	TPos	Remark	Freq Level Line Margin Level Factor Loss Factor								MHz dBuV/m dBuV/m dB dBuV dB/m dB dB cm deg								1	2402.00	100.97	-----	-----	92.98	32.28	7.79	32.08	342	219	PEAK
	Limit	Read	Ant	Cable	Preamp	APos	TPos	Remark																																																																		
Freq Level Line Margin Level Factor Loss Factor																																																																										
MHz dBuV/m dBuV/m dB dBuV dB/m dB dB cm deg																																																																										
1	2382.13	51.00	74.00	-23.00	43.10	32.24	7.74	32.08	342	219	PEAK																																																															
Limit	Read	Ant	Cable	Preamp	APos	TPos	Remark																																																																			
Freq Level Line Margin Level Factor Loss Factor																																																																										
MHz dBuV/m dBuV/m dB dBuV dB/m dB dB cm deg																																																																										
1	2402.00	100.97	-----	-----	92.98	32.28	7.79	32.08	342	219	PEAK																																																															
Avg	<table border="1"> <thead> <tr> <th>Limit</th> <th>Read</th> <th>Ant</th> <th>Cable</th> <th>Preamp</th> <th>APos</th> <th>TPos</th> <th>Remark</th> </tr> <tr> <th>Freq Level Line Margin Level Factor Loss Factor</th> <th colspan="7"></th> </tr> <tr> <th>MHz dBuV/m dBuV/m dB dBuV dB/m dB dB cm deg</th> <th colspan="7"></th> </tr> </thead> <tbody> <tr> <td>1</td> <td>2388.48</td> <td>39.04</td> <td>54.00</td> <td>-14.96</td> <td>31.11</td> <td>32.25</td> <td>7.76</td> <td>32.08</td> <td>342</td> <td>219</td> <td>AVERAGE</td> </tr> </tbody> </table>	Limit	Read	Ant	Cable	Preamp	APos	TPos	Remark	Freq Level Line Margin Level Factor Loss Factor								MHz dBuV/m dBuV/m dB dBuV dB/m dB dB cm deg								1	2388.48	39.04	54.00	-14.96	31.11	32.25	7.76	32.08	342	219	AVERAGE	<table border="1"> <thead> <tr> <th>Limit</th> <th>Read</th> <th>Ant</th> <th>Cable</th> <th>Preamp</th> <th>APos</th> <th>TPos</th> <th>Remark</th> </tr> <tr> <th>Freq Level Line Margin Level Factor Loss Factor</th> <th colspan="7"></th> </tr> <tr> <th>MHz dBuV/m dBuV/m dB dBuV dB/m dB dB cm deg</th> <th colspan="7"></th> </tr> </thead> <tbody> <tr> <td>1</td> <td>2402.00</td> <td>100.12</td> <td>-----</td> <td>-----</td> <td>92.13</td> <td>32.28</td> <td>7.79</td> <td>32.08</td> <td>342</td> <td>219</td> <td>AVERAGE</td> </tr> </tbody> </table>	Limit	Read	Ant	Cable	Preamp	APos	TPos	Remark	Freq Level Line Margin Level Factor Loss Factor								MHz dBuV/m dBuV/m dB dBuV dB/m dB dB cm deg								1	2402.00	100.12	-----	-----	92.13	32.28	7.79	32.08	342	219	AVERAGE
Limit	Read	Ant	Cable	Preamp	APos	TPos	Remark																																																																			
Freq Level Line Margin Level Factor Loss Factor																																																																										
MHz dBuV/m dBuV/m dB dBuV dB/m dB dB cm deg																																																																										
1	2388.48	39.04	54.00	-14.96	31.11	32.25	7.76	32.08	342	219	AVERAGE																																																															
Limit	Read	Ant	Cable	Preamp	APos	TPos	Remark																																																																			
Freq Level Line Margin Level Factor Loss Factor																																																																										
MHz dBuV/m dBuV/m dB dBuV dB/m dB dB cm deg																																																																										
1	2402.00	100.12	-----	-----	92.13	32.28	7.79	32.08	342	219	AVERAGE																																																															





Mode	1																																																																									
	Band Edge																																																																									
	2400-2483.5_Bluetooth-LE_CH00_2402MHz																																																																									
ANT	6																																																																									
Pol.	Vertical	Fundamental																																																																								
Peak	<table border="1"> <thead> <tr> <th>Limit</th> <th>Read</th> <th>Ant</th> <th>Cable</th> <th>Preamp</th> <th>APos</th> <th>TPos</th> <th>Remark</th> </tr> <tr> <th>Freq</th> <th>Level</th> <th>Line</th> <th>Margin</th> <th>Level</th> <th>Factor</th> <th>Loss Factor</th> <th></th> </tr> <tr> <th>MHz</th> <th>dBuV/m</th> <th>dBuV/m</th> <th>dB</th> <th>dBuV</th> <th>dB/m</th> <th>dB</th> <th>dB</th> </tr> </thead> <tbody> <tr> <td>1</td> <td>2361.15</td> <td>50.76</td> <td>74.00</td> <td>-23.24</td> <td>42.96</td> <td>32.19</td> <td>7.68</td> <td>32.07</td> <td>379</td> <td>286</td> <td>PEAK</td> </tr> </tbody> </table>	Limit	Read	Ant	Cable	Preamp	APos	TPos	Remark	Freq	Level	Line	Margin	Level	Factor	Loss Factor		MHz	dBuV/m	dBuV/m	dB	dBuV	dB/m	dB	dB	1	2361.15	50.76	74.00	-23.24	42.96	32.19	7.68	32.07	379	286	PEAK	<table border="1"> <thead> <tr> <th>Limit</th> <th>Read</th> <th>Ant</th> <th>Cable</th> <th>Preamp</th> <th>APos</th> <th>TPos</th> <th>Remark</th> </tr> <tr> <th>Freq</th> <th>Level</th> <th>Line</th> <th>Margin</th> <th>Level</th> <th>Factor</th> <th>Loss Factor</th> <th></th> </tr> <tr> <th>MHz</th> <th>dBuV/m</th> <th>dBuV/m</th> <th>dB</th> <th>dBuV</th> <th>dB/m</th> <th>dB</th> <th>dB</th> </tr> </thead> <tbody> <tr> <td>1</td> <td>2402.00</td> <td>102.86</td> <td>-----</td> <td>-----</td> <td>94.87</td> <td>32.28</td> <td>7.79</td> <td>32.08</td> <td>379</td> <td>286</td> <td>PEAK</td> </tr> </tbody> </table>	Limit	Read	Ant	Cable	Preamp	APos	TPos	Remark	Freq	Level	Line	Margin	Level	Factor	Loss Factor		MHz	dBuV/m	dBuV/m	dB	dBuV	dB/m	dB	dB	1	2402.00	102.86	-----	-----	94.87	32.28	7.79	32.08	379	286	PEAK
	Limit	Read	Ant	Cable	Preamp	APos	TPos	Remark																																																																		
Freq	Level	Line	Margin	Level	Factor	Loss Factor																																																																				
MHz	dBuV/m	dBuV/m	dB	dBuV	dB/m	dB	dB																																																																			
1	2361.15	50.76	74.00	-23.24	42.96	32.19	7.68	32.07	379	286	PEAK																																																															
Limit	Read	Ant	Cable	Preamp	APos	TPos	Remark																																																																			
Freq	Level	Line	Margin	Level	Factor	Loss Factor																																																																				
MHz	dBuV/m	dBuV/m	dB	dBuV	dB/m	dB	dB																																																																			
1	2402.00	102.86	-----	-----	94.87	32.28	7.79	32.08	379	286	PEAK																																																															
Avg	<table border="1"> <thead> <tr> <th>Limit</th> <th>Read</th> <th>Ant</th> <th>Cable</th> <th>Preamp</th> <th>APos</th> <th>TPos</th> <th>Remark</th> </tr> <tr> <th>Freq</th> <th>Level</th> <th>Line</th> <th>Margin</th> <th>Level</th> <th>Factor</th> <th>Loss Factor</th> <th></th> </tr> <tr> <th>MHz</th> <th>dBuV/m</th> <th>dBuV/m</th> <th>dB</th> <th>dBuV</th> <th>dB/m</th> <th>dB</th> <th>dB</th> </tr> </thead> <tbody> <tr> <td>1</td> <td>2361.98</td> <td>39.02</td> <td>54.00</td> <td>-14.98</td> <td>31.21</td> <td>32.20</td> <td>7.68</td> <td>32.07</td> <td>379</td> <td>286</td> <td>AVERAGE</td> </tr> </tbody> </table>	Limit	Read	Ant	Cable	Preamp	APos	TPos	Remark	Freq	Level	Line	Margin	Level	Factor	Loss Factor		MHz	dBuV/m	dBuV/m	dB	dBuV	dB/m	dB	dB	1	2361.98	39.02	54.00	-14.98	31.21	32.20	7.68	32.07	379	286	AVERAGE	<table border="1"> <thead> <tr> <th>Limit</th> <th>Read</th> <th>Ant</th> <th>Cable</th> <th>Preamp</th> <th>APos</th> <th>TPos</th> <th>Remark</th> </tr> <tr> <th>Freq</th> <th>Level</th> <th>Line</th> <th>Margin</th> <th>Level</th> <th>Factor</th> <th>Loss Factor</th> <th></th> </tr> <tr> <th>MHz</th> <th>dBuV/m</th> <th>dBuV/m</th> <th>dB</th> <th>dBuV</th> <th>dB/m</th> <th>dB</th> <th>dB</th> </tr> </thead> <tbody> <tr> <td>1</td> <td>2402.00</td> <td>101.52</td> <td>-----</td> <td>-----</td> <td>93.53</td> <td>32.28</td> <td>7.79</td> <td>32.08</td> <td>379</td> <td>286</td> <td>AVERAGE</td> </tr> </tbody> </table>	Limit	Read	Ant	Cable	Preamp	APos	TPos	Remark	Freq	Level	Line	Margin	Level	Factor	Loss Factor		MHz	dBuV/m	dBuV/m	dB	dBuV	dB/m	dB	dB	1	2402.00	101.52	-----	-----	93.53	32.28	7.79	32.08	379	286	AVERAGE
Limit	Read	Ant	Cable	Preamp	APos	TPos	Remark																																																																			
Freq	Level	Line	Margin	Level	Factor	Loss Factor																																																																				
MHz	dBuV/m	dBuV/m	dB	dBuV	dB/m	dB	dB																																																																			
1	2361.98	39.02	54.00	-14.98	31.21	32.20	7.68	32.07	379	286	AVERAGE																																																															
Limit	Read	Ant	Cable	Preamp	APos	TPos	Remark																																																																			
Freq	Level	Line	Margin	Level	Factor	Loss Factor																																																																				
MHz	dBuV/m	dBuV/m	dB	dBuV	dB/m	dB	dB																																																																			
1	2402.00	101.52	-----	-----	93.53	32.28	7.79	32.08	379	286	AVERAGE																																																															



Mode	1																																																																								
	Harmonic																																																																								
	2400-2483.5_Bluetooth-LE_CH00_2402MHz																																																																								
ANT	6																																																																								
Pol.	Horizontal	Vertical																																																																							
Peak Avg	<p>Horizontal Peak Graph: Level (dBuV/m) vs Frequency (MHz). Date: 2023-06-16. Peak at 4804.00 MHz.</p>	<p>Vertical Peak Graph: Level (dBuV/m) vs Frequency (MHz). Date: 2023-06-16. Peak at 4804.00 MHz.</p>																																																																							
	<table border="1"> <thead> <tr> <th>Limit</th> <th>Read</th> <th>Ant</th> <th>Cable</th> <th>Preamp</th> <th>APos</th> <th>TPos</th> <th>Remark</th> </tr> <tr> <th>Freq</th> <th>Level</th> <th>Line</th> <th>Margin</th> <th>Level</th> <th>Factor</th> <th>Loss</th> <th>Factor</th> </tr> <tr> <th>MHz</th> <th>dBuV/m</th> <th>dBuV/m</th> <th>dB</th> <th>dBuV</th> <th>dB/m</th> <th>dB</th> <th>dB</th> </tr> </thead> <tbody> <tr> <td>1</td> <td>4804.00</td> <td>45.51</td> <td>74.00</td> <td>-28.49</td> <td>51.20</td> <td>34.82</td> <td>11.07</td> <td>51.58</td> <td>---</td> <td>---</td> <td>Peak</td> </tr> </tbody> </table>	Limit	Read	Ant	Cable	Preamp	APos	TPos	Remark	Freq	Level	Line	Margin	Level	Factor	Loss	Factor	MHz	dBuV/m	dBuV/m	dB	dBuV	dB/m	dB	dB	1	4804.00	45.51	74.00	-28.49	51.20	34.82	11.07	51.58	---	---	Peak	<table border="1"> <thead> <tr> <th>Limit</th> <th>Read</th> <th>Ant</th> <th>Cable</th> <th>Preamp</th> <th>APos</th> <th>TPos</th> <th>Remark</th> </tr> <tr> <th>Freq</th> <th>Level</th> <th>Line</th> <th>Margin</th> <th>Level</th> <th>Factor</th> <th>Loss</th> <th>Factor</th> </tr> <tr> <th>MHz</th> <th>dBuV/m</th> <th>dBuV/m</th> <th>dB</th> <th>dBuV</th> <th>dB/m</th> <th>dB</th> <th>dB</th> </tr> </thead> <tbody> <tr> <td>1</td> <td>4804.00</td> <td>45.53</td> <td>74.00</td> <td>-28.47</td> <td>51.22</td> <td>34.82</td> <td>11.07</td> <td>51.58</td> <td>---</td> <td>---</td> <td>Peak</td> </tr> </tbody> </table>	Limit	Read	Ant	Cable	Preamp	APos	TPos	Remark	Freq	Level	Line	Margin	Level	Factor	Loss	Factor	MHz	dBuV/m	dBuV/m	dB	dBuV	dB/m	dB	dB	1	4804.00	45.53	74.00	-28.47	51.22	34.82	11.07	51.58	---	---
Limit	Read	Ant	Cable	Preamp	APos	TPos	Remark																																																																		
Freq	Level	Line	Margin	Level	Factor	Loss	Factor																																																																		
MHz	dBuV/m	dBuV/m	dB	dBuV	dB/m	dB	dB																																																																		
1	4804.00	45.51	74.00	-28.49	51.20	34.82	11.07	51.58	---	---	Peak																																																														
Limit	Read	Ant	Cable	Preamp	APos	TPos	Remark																																																																		
Freq	Level	Line	Margin	Level	Factor	Loss	Factor																																																																		
MHz	dBuV/m	dBuV/m	dB	dBuV	dB/m	dB	dB																																																																		
1	4804.00	45.53	74.00	-28.47	51.22	34.82	11.07	51.58	---	---	Peak																																																														



Mode	2																																																																																																								
	Harmonic																																																																																																								
	2400-2483.5_Bluetooth-LE_CH19_2440MHz																																																																																																								
ANT	6																																																																																																								
Pol.	Horizontal	Vertical																																																																																																							
Peak Avg																																																																																																									
	<table border="1"> <thead> <tr> <th></th> <th>Limit</th> <th>Read</th> <th>Ant</th> <th>Cable</th> <th>Preamp</th> <th>APos</th> <th>TPos</th> <th></th> </tr> <tr> <th>Freq</th> <th>Level</th> <th>Line</th> <th>Margin</th> <th>Level</th> <th>Factor</th> <th>Loss</th> <th>Factor</th> <th>Remark</th> </tr> <tr> <th>MHz</th> <th>dBuV/m</th> <th>dBuV/m</th> <th>dB</th> <th>dBuV</th> <th>dB/m</th> <th>dB</th> <th>dB</th> <th>cm</th> <th>deg</th> </tr> </thead> <tbody> <tr> <td>1</td> <td>4880.00</td> <td>44.49</td> <td>74.00</td> <td>-29.51</td> <td>50.12</td> <td>34.85</td> <td>11.10</td> <td>51.58</td> <td>---</td> <td>---</td> <td>Peak</td> </tr> <tr> <td>2</td> <td>7320.00</td> <td>47.65</td> <td>74.00</td> <td>-26.35</td> <td>49.39</td> <td>36.33</td> <td>13.09</td> <td>51.16</td> <td>---</td> <td>---</td> <td>Peak</td> </tr> </tbody> </table>		Limit	Read	Ant	Cable	Preamp	APos	TPos		Freq	Level	Line	Margin	Level	Factor	Loss	Factor	Remark	MHz	dBuV/m	dBuV/m	dB	dBuV	dB/m	dB	dB	cm	deg	1	4880.00	44.49	74.00	-29.51	50.12	34.85	11.10	51.58	---	---	Peak	2	7320.00	47.65	74.00	-26.35	49.39	36.33	13.09	51.16	---	---	Peak	<table border="1"> <thead> <tr> <th></th> <th>Limit</th> <th>Read</th> <th>Ant</th> <th>Cable</th> <th>Preamp</th> <th>APos</th> <th>TPos</th> <th></th> </tr> <tr> <th>Freq</th> <th>Level</th> <th>Line</th> <th>Margin</th> <th>Level</th> <th>Factor</th> <th>Loss</th> <th>Factor</th> <th>Remark</th> </tr> <tr> <th>MHz</th> <th>dBuV/m</th> <th>dBuV/m</th> <th>dB</th> <th>dBuV</th> <th>dB/m</th> <th>dB</th> <th>dB</th> <th>cm</th> <th>deg</th> </tr> </thead> <tbody> <tr> <td>1</td> <td>4880.00</td> <td>44.82</td> <td>74.00</td> <td>-29.18</td> <td>50.45</td> <td>34.85</td> <td>11.10</td> <td>51.58</td> <td>---</td> <td>---</td> <td>Peak</td> </tr> <tr> <td>2</td> <td>7320.00</td> <td>47.72</td> <td>74.00</td> <td>-26.28</td> <td>49.46</td> <td>36.33</td> <td>13.09</td> <td>51.16</td> <td>---</td> <td>---</td> <td>Peak</td> </tr> </tbody> </table>		Limit	Read	Ant	Cable	Preamp	APos	TPos		Freq	Level	Line	Margin	Level	Factor	Loss	Factor	Remark	MHz	dBuV/m	dBuV/m	dB	dBuV	dB/m	dB	dB	cm	deg	1	4880.00	44.82	74.00	-29.18	50.45	34.85	11.10	51.58	---	---	Peak	2	7320.00	47.72	74.00	-26.28	49.46	36.33	13.09	51.16	---	---
	Limit	Read	Ant	Cable	Preamp	APos	TPos																																																																																																		
Freq	Level	Line	Margin	Level	Factor	Loss	Factor	Remark																																																																																																	
MHz	dBuV/m	dBuV/m	dB	dBuV	dB/m	dB	dB	cm	deg																																																																																																
1	4880.00	44.49	74.00	-29.51	50.12	34.85	11.10	51.58	---	---	Peak																																																																																														
2	7320.00	47.65	74.00	-26.35	49.39	36.33	13.09	51.16	---	---	Peak																																																																																														
	Limit	Read	Ant	Cable	Preamp	APos	TPos																																																																																																		
Freq	Level	Line	Margin	Level	Factor	Loss	Factor	Remark																																																																																																	
MHz	dBuV/m	dBuV/m	dB	dBuV	dB/m	dB	dB	cm	deg																																																																																																
1	4880.00	44.82	74.00	-29.18	50.45	34.85	11.10	51.58	---	---	Peak																																																																																														
2	7320.00	47.72	74.00	-26.28	49.46	36.33	13.09	51.16	---	---	Peak																																																																																														



Mode	3																																																																																	
	Band Edge																																																																																	
	2400-2483.5_Bluetooth-LE_CH39_2480MHz																																																																																	
ANT	6																																																																																	
Pol.	Horizontal	Fundamental																																																																																
Peak	<p>Date: 2023-06-16</p> <table border="1"> <thead> <tr> <th>Limit</th> <th>Read</th> <th>Ant</th> <th>Cable</th> <th>Preamp</th> <th>APos</th> <th>TPos</th> <th>Remark</th> </tr> <tr> <th>Freq</th> <th>Level</th> <th>Line</th> <th>Margin</th> <th>Level</th> <th>Factor</th> <th>Loss Factor</th> <th></th> </tr> <tr> <th>MHz</th> <th>dBuV/m</th> <th>dBuV/m</th> <th>dB</th> <th>dBuV</th> <th>dB/m</th> <th>dB</th> <th>cm</th> </tr> </thead> <tbody> <tr> <td>1 2483.52</td> <td>54.99</td> <td>74.00</td> <td>-19.01</td> <td>46.75</td> <td>32.46</td> <td>7.88</td> <td>32.10</td> </tr> <tr> <td></td> <td></td> <td></td> <td></td> <td></td> <td></td> <td>288</td> <td>316 PEAK</td> </tr> </tbody> </table>	Limit	Read	Ant	Cable	Preamp	APos	TPos	Remark	Freq	Level	Line	Margin	Level	Factor	Loss Factor		MHz	dBuV/m	dBuV/m	dB	dBuV	dB/m	dB	cm	1 2483.52	54.99	74.00	-19.01	46.75	32.46	7.88	32.10							288	316 PEAK	<p>Date: 2023-06-16</p> <table border="1"> <thead> <tr> <th>Limit</th> <th>Read</th> <th>Ant</th> <th>Cable</th> <th>Preamp</th> <th>APos</th> <th>TPos</th> <th>Remark</th> </tr> <tr> <th>Freq</th> <th>Level</th> <th>Line</th> <th>Margin</th> <th>Level</th> <th>Factor</th> <th>Loss Factor</th> <th></th> </tr> <tr> <th>MHz</th> <th>dBuV/m</th> <th>dBuV/m</th> <th>dB</th> <th>dBuV</th> <th>dB/m</th> <th>dB</th> <th>cm</th> </tr> </thead> <tbody> <tr> <td>1 2480.00</td> <td>102.72</td> <td>-----</td> <td>-----</td> <td>94.49</td> <td>32.46</td> <td>7.87</td> <td>32.10</td> </tr> <tr> <td></td> <td></td> <td></td> <td></td> <td></td> <td></td> <td>288</td> <td>316 PEAK</td> </tr> </tbody> </table>	Limit	Read	Ant	Cable	Preamp	APos	TPos	Remark	Freq	Level	Line	Margin	Level	Factor	Loss Factor		MHz	dBuV/m	dBuV/m	dB	dBuV	dB/m	dB	cm	1 2480.00	102.72	-----	-----	94.49	32.46	7.87	32.10							288	316 PEAK
	Limit	Read	Ant	Cable	Preamp	APos	TPos	Remark																																																																										
Freq	Level	Line	Margin	Level	Factor	Loss Factor																																																																												
MHz	dBuV/m	dBuV/m	dB	dBuV	dB/m	dB	cm																																																																											
1 2483.52	54.99	74.00	-19.01	46.75	32.46	7.88	32.10																																																																											
						288	316 PEAK																																																																											
Limit	Read	Ant	Cable	Preamp	APos	TPos	Remark																																																																											
Freq	Level	Line	Margin	Level	Factor	Loss Factor																																																																												
MHz	dBuV/m	dBuV/m	dB	dBuV	dB/m	dB	cm																																																																											
1 2480.00	102.72	-----	-----	94.49	32.46	7.87	32.10																																																																											
						288	316 PEAK																																																																											
Avg	<p>Date: 2023-06-16</p> <table border="1"> <thead> <tr> <th>Limit</th> <th>Read</th> <th>Ant</th> <th>Cable</th> <th>Preamp</th> <th>APos</th> <th>TPos</th> <th>Remark</th> </tr> <tr> <th>Freq</th> <th>Level</th> <th>Line</th> <th>Margin</th> <th>Level</th> <th>Factor</th> <th>Loss Factor</th> <th></th> </tr> <tr> <th>MHz</th> <th>dBuV/m</th> <th>dBuV/m</th> <th>dB</th> <th>dBuV</th> <th>dB/m</th> <th>dB</th> <th>cm</th> </tr> </thead> <tbody> <tr> <td>1 2483.72</td> <td>39.98</td> <td>54.00</td> <td>-14.02</td> <td>31.74</td> <td>32.46</td> <td>7.88</td> <td>32.10</td> </tr> <tr> <td></td> <td></td> <td></td> <td></td> <td></td> <td></td> <td>288</td> <td>316 AVERAGE</td> </tr> </tbody> </table>	Limit	Read	Ant	Cable	Preamp	APos	TPos	Remark	Freq	Level	Line	Margin	Level	Factor	Loss Factor		MHz	dBuV/m	dBuV/m	dB	dBuV	dB/m	dB	cm	1 2483.72	39.98	54.00	-14.02	31.74	32.46	7.88	32.10							288	316 AVERAGE	<p>Date: 2023-06-16</p> <table border="1"> <thead> <tr> <th>Limit</th> <th>Read</th> <th>Ant</th> <th>Cable</th> <th>Preamp</th> <th>APos</th> <th>TPos</th> <th>Remark</th> </tr> <tr> <th>Freq</th> <th>Level</th> <th>Line</th> <th>Margin</th> <th>Level</th> <th>Factor</th> <th>Loss Factor</th> <th></th> </tr> <tr> <th>MHz</th> <th>dBuV/m</th> <th>dBuV/m</th> <th>dB</th> <th>dBuV</th> <th>dB/m</th> <th>dB</th> <th>cm</th> </tr> </thead> <tbody> <tr> <td>1 2480.00</td> <td>101.88</td> <td>-----</td> <td>-----</td> <td>93.65</td> <td>32.46</td> <td>7.87</td> <td>32.10</td> </tr> <tr> <td></td> <td></td> <td></td> <td></td> <td></td> <td></td> <td>288</td> <td>316 AVERAGE</td> </tr> </tbody> </table>	Limit	Read	Ant	Cable	Preamp	APos	TPos	Remark	Freq	Level	Line	Margin	Level	Factor	Loss Factor		MHz	dBuV/m	dBuV/m	dB	dBuV	dB/m	dB	cm	1 2480.00	101.88	-----	-----	93.65	32.46	7.87	32.10							288	316 AVERAGE
Limit	Read	Ant	Cable	Preamp	APos	TPos	Remark																																																																											
Freq	Level	Line	Margin	Level	Factor	Loss Factor																																																																												
MHz	dBuV/m	dBuV/m	dB	dBuV	dB/m	dB	cm																																																																											
1 2483.72	39.98	54.00	-14.02	31.74	32.46	7.88	32.10																																																																											
						288	316 AVERAGE																																																																											
Limit	Read	Ant	Cable	Preamp	APos	TPos	Remark																																																																											
Freq	Level	Line	Margin	Level	Factor	Loss Factor																																																																												
MHz	dBuV/m	dBuV/m	dB	dBuV	dB/m	dB	cm																																																																											
1 2480.00	101.88	-----	-----	93.65	32.46	7.87	32.10																																																																											
						288	316 AVERAGE																																																																											



Mode	3																																																																							
	Band Edge																																																																							
	2400-2483.5_Bluetooth-LE_CH39_2480MHz																																																																							
ANT	6																																																																							
Pol.	Vertical	Fundamental																																																																						
Peak	<p>Date: 2023-06-16</p> <table border="1"> <thead> <tr> <th>Limit</th> <th>Read</th> <th>Ant</th> <th>Cable</th> <th>Preamp</th> <th>APos</th> <th>TPos</th> <th>Remark</th> </tr> <tr> <th>Freq</th> <th>Level</th> <th>Line</th> <th>Margin</th> <th>Level</th> <th>Factor</th> <th>Loss Factor</th> <th></th> </tr> <tr> <th>MHz</th> <th>dBuV/m</th> <th>dBuV/m</th> <th>dB</th> <th>dBuV</th> <th>dB/m</th> <th>dB</th> <th>cm</th> </tr> </thead> <tbody> <tr> <td>1 2483.54</td> <td>56.47</td> <td>74.00</td> <td>-17.53</td> <td>48.23</td> <td>32.46</td> <td>7.88</td> <td>32.10</td> <td>400</td> <td>284</td> <td>PEAK</td> </tr> </tbody> </table>	Limit	Read	Ant	Cable	Preamp	APos	TPos	Remark	Freq	Level	Line	Margin	Level	Factor	Loss Factor		MHz	dBuV/m	dBuV/m	dB	dBuV	dB/m	dB	cm	1 2483.54	56.47	74.00	-17.53	48.23	32.46	7.88	32.10	400	284	PEAK	<p>Date: 2023-06-16</p> <table border="1"> <thead> <tr> <th>Limit</th> <th>Read</th> <th>Ant</th> <th>Cable</th> <th>Preamp</th> <th>APos</th> <th>TPos</th> <th>Remark</th> </tr> <tr> <th>Freq</th> <th>Level</th> <th>Line</th> <th>Margin</th> <th>Level</th> <th>Factor</th> <th>Loss Factor</th> <th></th> </tr> <tr> <th>MHz</th> <th>dBuV/m</th> <th>dBuV/m</th> <th>dB</th> <th>dBuV</th> <th>dB/m</th> <th>dB</th> <th>cm</th> </tr> </thead> <tbody> <tr> <td>1 2480.00</td> <td>104.60</td> <td>-----</td> <td>-----</td> <td>96.37</td> <td>32.46</td> <td>7.87</td> <td>32.10</td> <td>400</td> <td>284</td> <td>PEAK</td> </tr> </tbody> </table>	Limit	Read	Ant	Cable	Preamp	APos	TPos	Remark	Freq	Level	Line	Margin	Level	Factor	Loss Factor		MHz	dBuV/m	dBuV/m	dB	dBuV	dB/m	dB	cm	1 2480.00	104.60	-----	-----	96.37	32.46	7.87	32.10	400	284	PEAK
	Limit	Read	Ant	Cable	Preamp	APos	TPos	Remark																																																																
Freq	Level	Line	Margin	Level	Factor	Loss Factor																																																																		
MHz	dBuV/m	dBuV/m	dB	dBuV	dB/m	dB	cm																																																																	
1 2483.54	56.47	74.00	-17.53	48.23	32.46	7.88	32.10	400	284	PEAK																																																														
Limit	Read	Ant	Cable	Preamp	APos	TPos	Remark																																																																	
Freq	Level	Line	Margin	Level	Factor	Loss Factor																																																																		
MHz	dBuV/m	dBuV/m	dB	dBuV	dB/m	dB	cm																																																																	
1 2480.00	104.60	-----	-----	96.37	32.46	7.87	32.10	400	284	PEAK																																																														
Avg	<p>Date: 2023-06-16</p> <table border="1"> <thead> <tr> <th>Limit</th> <th>Read</th> <th>Ant</th> <th>Cable</th> <th>Preamp</th> <th>APos</th> <th>TPos</th> <th>Remark</th> </tr> <tr> <th>Freq</th> <th>Level</th> <th>Line</th> <th>Margin</th> <th>Level</th> <th>Factor</th> <th>Loss Factor</th> <th></th> </tr> <tr> <th>MHz</th> <th>dBuV/m</th> <th>dBuV/m</th> <th>dB</th> <th>dBuV</th> <th>dB/m</th> <th>dB</th> <th>cm</th> </tr> </thead> <tbody> <tr> <td>1 2483.54</td> <td>40.52</td> <td>54.00</td> <td>-13.48</td> <td>32.28</td> <td>32.46</td> <td>7.88</td> <td>32.10</td> <td>400</td> <td>284</td> <td>AVERAGE</td> </tr> </tbody> </table>	Limit	Read	Ant	Cable	Preamp	APos	TPos	Remark	Freq	Level	Line	Margin	Level	Factor	Loss Factor		MHz	dBuV/m	dBuV/m	dB	dBuV	dB/m	dB	cm	1 2483.54	40.52	54.00	-13.48	32.28	32.46	7.88	32.10	400	284	AVERAGE	<p>Date: 2023-06-16</p> <table border="1"> <thead> <tr> <th>Limit</th> <th>Read</th> <th>Ant</th> <th>Cable</th> <th>Preamp</th> <th>APos</th> <th>TPos</th> <th>Remark</th> </tr> <tr> <th>Freq</th> <th>Level</th> <th>Line</th> <th>Margin</th> <th>Level</th> <th>Factor</th> <th>Loss Factor</th> <th></th> </tr> <tr> <th>MHz</th> <th>dBuV/m</th> <th>dBuV/m</th> <th>dB</th> <th>dBuV</th> <th>dB/m</th> <th>dB</th> <th>cm</th> </tr> </thead> <tbody> <tr> <td>1 2480.00</td> <td>103.69</td> <td>-----</td> <td>-----</td> <td>95.46</td> <td>32.46</td> <td>7.87</td> <td>32.10</td> <td>400</td> <td>284</td> <td>AVERAGE</td> </tr> </tbody> </table>	Limit	Read	Ant	Cable	Preamp	APos	TPos	Remark	Freq	Level	Line	Margin	Level	Factor	Loss Factor		MHz	dBuV/m	dBuV/m	dB	dBuV	dB/m	dB	cm	1 2480.00	103.69	-----	-----	95.46	32.46	7.87	32.10	400	284	AVERAGE
Limit	Read	Ant	Cable	Preamp	APos	TPos	Remark																																																																	
Freq	Level	Line	Margin	Level	Factor	Loss Factor																																																																		
MHz	dBuV/m	dBuV/m	dB	dBuV	dB/m	dB	cm																																																																	
1 2483.54	40.52	54.00	-13.48	32.28	32.46	7.88	32.10	400	284	AVERAGE																																																														
Limit	Read	Ant	Cable	Preamp	APos	TPos	Remark																																																																	
Freq	Level	Line	Margin	Level	Factor	Loss Factor																																																																		
MHz	dBuV/m	dBuV/m	dB	dBuV	dB/m	dB	cm																																																																	
1 2480.00	103.69	-----	-----	95.46	32.46	7.87	32.10	400	284	AVERAGE																																																														



Mode	3																																																																																																								
	Harmonic																																																																																																								
	2400-2483.5_Bluetooth-LE_CH39_2480MHz																																																																																																								
ANT	6																																																																																																								
Pol.	Horizontal	Vertical																																																																																																							
Peak Avg																																																																																																									
	<table border="1"> <thead> <tr> <th></th> <th>Limit</th> <th>Read</th> <th>Ant</th> <th>Cable</th> <th>Preamp</th> <th>APos</th> <th>TPos</th> <th></th> </tr> <tr> <th>Freq</th> <th>Level</th> <th>Line</th> <th>Margin</th> <th>Level</th> <th>Factor</th> <th>Loss</th> <th>Factor</th> <th>Remark</th> </tr> <tr> <th>MHz</th> <th>dBuV/m</th> <th>dBuV/m</th> <th>dB</th> <th>dBuV</th> <th>dB/m</th> <th>dB</th> <th>dB</th> <th>cm</th> <th>deg</th> </tr> </thead> <tbody> <tr> <td>1</td> <td>4960.00</td> <td>45.99</td> <td>74.00</td> <td>-28.01</td> <td>51.55</td> <td>34.88</td> <td>11.14</td> <td>51.58</td> <td>---</td> <td>---</td> <td>Peak</td> </tr> <tr> <td>2</td> <td>7440.00</td> <td>47.92</td> <td>74.00</td> <td>-26.08</td> <td>49.76</td> <td>36.38</td> <td>12.97</td> <td>51.19</td> <td>---</td> <td>---</td> <td>Peak</td> </tr> </tbody> </table>		Limit	Read	Ant	Cable	Preamp	APos	TPos		Freq	Level	Line	Margin	Level	Factor	Loss	Factor	Remark	MHz	dBuV/m	dBuV/m	dB	dBuV	dB/m	dB	dB	cm	deg	1	4960.00	45.99	74.00	-28.01	51.55	34.88	11.14	51.58	---	---	Peak	2	7440.00	47.92	74.00	-26.08	49.76	36.38	12.97	51.19	---	---	Peak	<table border="1"> <thead> <tr> <th></th> <th>Limit</th> <th>Read</th> <th>Ant</th> <th>Cable</th> <th>Preamp</th> <th>APos</th> <th>TPos</th> <th></th> </tr> <tr> <th>Freq</th> <th>Level</th> <th>Line</th> <th>Margin</th> <th>Level</th> <th>Factor</th> <th>Loss</th> <th>Factor</th> <th>Remark</th> </tr> <tr> <th>MHz</th> <th>dBuV/m</th> <th>dBuV/m</th> <th>dB</th> <th>dBuV</th> <th>dB/m</th> <th>dB</th> <th>dB</th> <th>cm</th> <th>deg</th> </tr> </thead> <tbody> <tr> <td>1</td> <td>4960.00</td> <td>45.80</td> <td>74.00</td> <td>-28.20</td> <td>51.36</td> <td>34.88</td> <td>11.14</td> <td>51.58</td> <td>---</td> <td>---</td> <td>Peak</td> </tr> <tr> <td>2</td> <td>7440.00</td> <td>48.05</td> <td>74.00</td> <td>-25.95</td> <td>49.89</td> <td>36.38</td> <td>12.97</td> <td>51.19</td> <td>---</td> <td>---</td> <td>Peak</td> </tr> </tbody> </table>		Limit	Read	Ant	Cable	Preamp	APos	TPos		Freq	Level	Line	Margin	Level	Factor	Loss	Factor	Remark	MHz	dBuV/m	dBuV/m	dB	dBuV	dB/m	dB	dB	cm	deg	1	4960.00	45.80	74.00	-28.20	51.36	34.88	11.14	51.58	---	---	Peak	2	7440.00	48.05	74.00	-25.95	49.89	36.38	12.97	51.19	---	---
	Limit	Read	Ant	Cable	Preamp	APos	TPos																																																																																																		
Freq	Level	Line	Margin	Level	Factor	Loss	Factor	Remark																																																																																																	
MHz	dBuV/m	dBuV/m	dB	dBuV	dB/m	dB	dB	cm	deg																																																																																																
1	4960.00	45.99	74.00	-28.01	51.55	34.88	11.14	51.58	---	---	Peak																																																																																														
2	7440.00	47.92	74.00	-26.08	49.76	36.38	12.97	51.19	---	---	Peak																																																																																														
	Limit	Read	Ant	Cable	Preamp	APos	TPos																																																																																																		
Freq	Level	Line	Margin	Level	Factor	Loss	Factor	Remark																																																																																																	
MHz	dBuV/m	dBuV/m	dB	dBuV	dB/m	dB	dB	cm	deg																																																																																																
1	4960.00	45.80	74.00	-28.20	51.36	34.88	11.14	51.58	---	---	Peak																																																																																														
2	7440.00	48.05	74.00	-25.95	49.89	36.38	12.97	51.19	---	---	Peak																																																																																														



Mode	4																																																																											
	Band Edge																																																																											
	2400-2483.5_Bluetooth-LE_CH00_2402MHz																																																																											
ANT	6																																																																											
Pol.	Horizontal	Fundamental																																																																										
Peak	<p style="text-align: right;">Date: 2023-06-16</p> <table border="1"> <thead> <tr> <th>Limit</th> <th>Read</th> <th>Ant</th> <th>Cable</th> <th>Preamp</th> <th>APos</th> <th>TPos</th> <th>Remark</th> </tr> <tr> <th>Freq</th> <th>Level</th> <th>Line</th> <th>Margin</th> <th>Level</th> <th>Factor</th> <th>Loss Factor</th> <th></th> </tr> <tr> <th>MHz</th> <th>dBuV/m</th> <th>dBuV/m</th> <th>dB</th> <th>dBuV</th> <th>dB/m</th> <th>dB</th> <th>cm</th> <th>deg</th> </tr> </thead> <tbody> <tr> <td>1</td> <td>2321.13</td> <td>50.96</td> <td>74.00</td> <td>-23.04</td> <td>43.34</td> <td>32.11</td> <td>7.57</td> <td>32.06</td> <td>342</td> <td>218</td> <td>PEAK</td> </tr> </tbody> </table>	Limit	Read	Ant	Cable	Preamp	APos	TPos	Remark	Freq	Level	Line	Margin	Level	Factor	Loss Factor		MHz	dBuV/m	dBuV/m	dB	dBuV	dB/m	dB	cm	deg	1	2321.13	50.96	74.00	-23.04	43.34	32.11	7.57	32.06	342	218	PEAK	<p style="text-align: right;">Date: 2023-06-16</p> <table border="1"> <thead> <tr> <th>Limit</th> <th>Read</th> <th>Ant</th> <th>Cable</th> <th>Preamp</th> <th>APos</th> <th>TPos</th> <th>Remark</th> </tr> <tr> <th>Freq</th> <th>Level</th> <th>Line</th> <th>Margin</th> <th>Level</th> <th>Factor</th> <th>Loss Factor</th> <th></th> </tr> <tr> <th>MHz</th> <th>dBuV/m</th> <th>dBuV/m</th> <th>dB</th> <th>dBuV</th> <th>dB/m</th> <th>dB</th> <th>cm</th> <th>deg</th> </tr> </thead> <tbody> <tr> <td>1</td> <td>2402.00</td> <td>100.98</td> <td>-----</td> <td>-----</td> <td>92.99</td> <td>32.28</td> <td>7.79</td> <td>32.08</td> <td>342</td> <td>218</td> <td>PEAK</td> </tr> </tbody> </table>	Limit	Read	Ant	Cable	Preamp	APos	TPos	Remark	Freq	Level	Line	Margin	Level	Factor	Loss Factor		MHz	dBuV/m	dBuV/m	dB	dBuV	dB/m	dB	cm	deg	1	2402.00	100.98	-----	-----	92.99	32.28	7.79	32.08	342	218	PEAK
	Limit	Read	Ant	Cable	Preamp	APos	TPos	Remark																																																																				
Freq	Level	Line	Margin	Level	Factor	Loss Factor																																																																						
MHz	dBuV/m	dBuV/m	dB	dBuV	dB/m	dB	cm	deg																																																																				
1	2321.13	50.96	74.00	-23.04	43.34	32.11	7.57	32.06	342	218	PEAK																																																																	
Limit	Read	Ant	Cable	Preamp	APos	TPos	Remark																																																																					
Freq	Level	Line	Margin	Level	Factor	Loss Factor																																																																						
MHz	dBuV/m	dBuV/m	dB	dBuV	dB/m	dB	cm	deg																																																																				
1	2402.00	100.98	-----	-----	92.99	32.28	7.79	32.08	342	218	PEAK																																																																	
Avg	<p style="text-align: right;">Date: 2023-06-16</p> <table border="1"> <thead> <tr> <th>Limit</th> <th>Read</th> <th>Ant</th> <th>Cable</th> <th>Preamp</th> <th>APos</th> <th>TPos</th> <th>Remark</th> </tr> <tr> <th>Freq</th> <th>Level</th> <th>Line</th> <th>Margin</th> <th>Level</th> <th>Factor</th> <th>Loss Factor</th> <th></th> </tr> <tr> <th>MHz</th> <th>dBuV/m</th> <th>dBuV/m</th> <th>dB</th> <th>dBuV</th> <th>dB/m</th> <th>dB</th> <th>cm</th> <th>deg</th> </tr> </thead> <tbody> <tr> <td>1</td> <td>2368.42</td> <td>41.06</td> <td>54.00</td> <td>-12.94</td> <td>33.22</td> <td>32.21</td> <td>7.70</td> <td>32.07</td> <td>342</td> <td>218</td> <td>AVERAGE</td> </tr> </tbody> </table>	Limit	Read	Ant	Cable	Preamp	APos	TPos	Remark	Freq	Level	Line	Margin	Level	Factor	Loss Factor		MHz	dBuV/m	dBuV/m	dB	dBuV	dB/m	dB	cm	deg	1	2368.42	41.06	54.00	-12.94	33.22	32.21	7.70	32.07	342	218	AVERAGE	<p style="text-align: right;">Date: 2023-06-16</p> <table border="1"> <thead> <tr> <th>Limit</th> <th>Read</th> <th>Ant</th> <th>Cable</th> <th>Preamp</th> <th>APos</th> <th>TPos</th> <th>Remark</th> </tr> <tr> <th>Freq</th> <th>Level</th> <th>Line</th> <th>Margin</th> <th>Level</th> <th>Factor</th> <th>Loss Factor</th> <th></th> </tr> <tr> <th>MHz</th> <th>dBuV/m</th> <th>dBuV/m</th> <th>dB</th> <th>dBuV</th> <th>dB/m</th> <th>dB</th> <th>cm</th> <th>deg</th> </tr> </thead> <tbody> <tr> <td>1</td> <td>2402.00</td> <td>98.92</td> <td>-----</td> <td>-----</td> <td>90.93</td> <td>32.28</td> <td>7.79</td> <td>32.08</td> <td>342</td> <td>218</td> <td>AVERAGE</td> </tr> </tbody> </table>	Limit	Read	Ant	Cable	Preamp	APos	TPos	Remark	Freq	Level	Line	Margin	Level	Factor	Loss Factor		MHz	dBuV/m	dBuV/m	dB	dBuV	dB/m	dB	cm	deg	1	2402.00	98.92	-----	-----	90.93	32.28	7.79	32.08	342	218	AVERAGE
Limit	Read	Ant	Cable	Preamp	APos	TPos	Remark																																																																					
Freq	Level	Line	Margin	Level	Factor	Loss Factor																																																																						
MHz	dBuV/m	dBuV/m	dB	dBuV	dB/m	dB	cm	deg																																																																				
1	2368.42	41.06	54.00	-12.94	33.22	32.21	7.70	32.07	342	218	AVERAGE																																																																	
Limit	Read	Ant	Cable	Preamp	APos	TPos	Remark																																																																					
Freq	Level	Line	Margin	Level	Factor	Loss Factor																																																																						
MHz	dBuV/m	dBuV/m	dB	dBuV	dB/m	dB	cm	deg																																																																				
1	2402.00	98.92	-----	-----	90.93	32.28	7.79	32.08	342	218	AVERAGE																																																																	



Mode	4																																																																											
	Band Edge																																																																											
	2400-2483.5_Bluetooth-LE_CH00_2402MHz																																																																											
ANT	6																																																																											
Pol.	Vertical	Fundamental																																																																										
Peak	<table border="1"> <thead> <tr> <th>Limit</th> <th>Read</th> <th>Ant</th> <th>Cable</th> <th>Preamp</th> <th>APos</th> <th>TPos</th> <th>Remark</th> </tr> <tr> <th>Freq</th> <th>Level</th> <th>Line</th> <th>Margin</th> <th>Level</th> <th>Factor</th> <th>Loss Factor</th> <th></th> </tr> <tr> <th>MHz</th> <th>dBuV/m</th> <th>dBuV/m</th> <th>dB</th> <th>dBuV</th> <th>dB/m</th> <th>dB</th> <th>cm</th> <th>deg</th> </tr> </thead> <tbody> <tr> <td>1</td> <td>2369.52</td> <td>54.49</td> <td>74.00</td> <td>-19.51</td> <td>46.65</td> <td>32.21</td> <td>7.70</td> <td>32.07</td> <td>379</td> <td>290</td> <td>PEAK</td> </tr> </tbody> </table>	Limit	Read	Ant	Cable	Preamp	APos	TPos	Remark	Freq	Level	Line	Margin	Level	Factor	Loss Factor		MHz	dBuV/m	dBuV/m	dB	dBuV	dB/m	dB	cm	deg	1	2369.52	54.49	74.00	-19.51	46.65	32.21	7.70	32.07	379	290	PEAK	<table border="1"> <thead> <tr> <th>Limit</th> <th>Read</th> <th>Ant</th> <th>Cable</th> <th>Preamp</th> <th>APos</th> <th>TPos</th> <th>Remark</th> </tr> <tr> <th>Freq</th> <th>Level</th> <th>Line</th> <th>Margin</th> <th>Level</th> <th>Factor</th> <th>Loss Factor</th> <th></th> </tr> <tr> <th>MHz</th> <th>dBuV/m</th> <th>dBuV/m</th> <th>dB</th> <th>dBuV</th> <th>dB/m</th> <th>dB</th> <th>cm</th> <th>deg</th> </tr> </thead> <tbody> <tr> <td>1</td> <td>2402.00</td> <td>103.98</td> <td>-----</td> <td>-----</td> <td>95.99</td> <td>32.28</td> <td>7.79</td> <td>32.08</td> <td>379</td> <td>290</td> <td>PEAK</td> </tr> </tbody> </table>	Limit	Read	Ant	Cable	Preamp	APos	TPos	Remark	Freq	Level	Line	Margin	Level	Factor	Loss Factor		MHz	dBuV/m	dBuV/m	dB	dBuV	dB/m	dB	cm	deg	1	2402.00	103.98	-----	-----	95.99	32.28	7.79	32.08	379	290	PEAK
	Limit	Read	Ant	Cable	Preamp	APos	TPos	Remark																																																																				
Freq	Level	Line	Margin	Level	Factor	Loss Factor																																																																						
MHz	dBuV/m	dBuV/m	dB	dBuV	dB/m	dB	cm	deg																																																																				
1	2369.52	54.49	74.00	-19.51	46.65	32.21	7.70	32.07	379	290	PEAK																																																																	
Limit	Read	Ant	Cable	Preamp	APos	TPos	Remark																																																																					
Freq	Level	Line	Margin	Level	Factor	Loss Factor																																																																						
MHz	dBuV/m	dBuV/m	dB	dBuV	dB/m	dB	cm	deg																																																																				
1	2402.00	103.98	-----	-----	95.99	32.28	7.79	32.08	379	290	PEAK																																																																	
Avg	<table border="1"> <thead> <tr> <th>Limit</th> <th>Read</th> <th>Ant</th> <th>Cable</th> <th>Preamp</th> <th>APos</th> <th>TPos</th> <th>Remark</th> </tr> <tr> <th>Freq</th> <th>Level</th> <th>Line</th> <th>Margin</th> <th>Level</th> <th>Factor</th> <th>Loss Factor</th> <th></th> </tr> <tr> <th>MHz</th> <th>dBuV/m</th> <th>dBuV/m</th> <th>dB</th> <th>dBuV</th> <th>dB/m</th> <th>dB</th> <th>cm</th> <th>deg</th> </tr> </thead> <tbody> <tr> <td>1</td> <td>2388.02</td> <td>40.73</td> <td>54.00</td> <td>-13.27</td> <td>32.81</td> <td>32.25</td> <td>7.75</td> <td>32.08</td> <td>379</td> <td>290</td> <td>AVERAGE</td> </tr> </tbody> </table>	Limit	Read	Ant	Cable	Preamp	APos	TPos	Remark	Freq	Level	Line	Margin	Level	Factor	Loss Factor		MHz	dBuV/m	dBuV/m	dB	dBuV	dB/m	dB	cm	deg	1	2388.02	40.73	54.00	-13.27	32.81	32.25	7.75	32.08	379	290	AVERAGE	<table border="1"> <thead> <tr> <th>Limit</th> <th>Read</th> <th>Ant</th> <th>Cable</th> <th>Preamp</th> <th>APos</th> <th>TPos</th> <th>Remark</th> </tr> <tr> <th>Freq</th> <th>Level</th> <th>Line</th> <th>Margin</th> <th>Level</th> <th>Factor</th> <th>Loss Factor</th> <th></th> </tr> <tr> <th>MHz</th> <th>dBuV/m</th> <th>dBuV/m</th> <th>dB</th> <th>dBuV</th> <th>dB/m</th> <th>dB</th> <th>cm</th> <th>deg</th> </tr> </thead> <tbody> <tr> <td>1</td> <td>2402.00</td> <td>101.92</td> <td>-----</td> <td>-----</td> <td>93.93</td> <td>32.28</td> <td>7.79</td> <td>32.08</td> <td>379</td> <td>290</td> <td>AVERAGE</td> </tr> </tbody> </table>	Limit	Read	Ant	Cable	Preamp	APos	TPos	Remark	Freq	Level	Line	Margin	Level	Factor	Loss Factor		MHz	dBuV/m	dBuV/m	dB	dBuV	dB/m	dB	cm	deg	1	2402.00	101.92	-----	-----	93.93	32.28	7.79	32.08	379	290	AVERAGE
Limit	Read	Ant	Cable	Preamp	APos	TPos	Remark																																																																					
Freq	Level	Line	Margin	Level	Factor	Loss Factor																																																																						
MHz	dBuV/m	dBuV/m	dB	dBuV	dB/m	dB	cm	deg																																																																				
1	2388.02	40.73	54.00	-13.27	32.81	32.25	7.75	32.08	379	290	AVERAGE																																																																	
Limit	Read	Ant	Cable	Preamp	APos	TPos	Remark																																																																					
Freq	Level	Line	Margin	Level	Factor	Loss Factor																																																																						
MHz	dBuV/m	dBuV/m	dB	dBuV	dB/m	dB	cm	deg																																																																				
1	2402.00	101.92	-----	-----	93.93	32.28	7.79	32.08	379	290	AVERAGE																																																																	



Mode	4																																																																								
	Harmonic																																																																								
	2400-2483.5_Bluetooth-LE_CH00_2402MHz																																																																								
ANT	6																																																																								
Pol.	Horizontal	Vertical																																																																							
Peak Avg	<p style="text-align: right;">Date: 2023-06-16</p>	<p style="text-align: right;">Date: 2023-06-16</p>																																																																							
	<table border="1"> <thead> <tr> <th>Limit</th> <th>Read</th> <th>Ant</th> <th>Cable</th> <th>Preamp</th> <th>APos</th> <th>TPos</th> <th></th> </tr> <tr> <th>Freq</th> <th>Level</th> <th>Line</th> <th>Margin</th> <th>Level</th> <th>Factor</th> <th>Loss</th> <th>Factor</th> </tr> <tr> <th>MHz</th> <th>dBuV/m</th> <th>dBuV/m</th> <th>dB</th> <th>dBuV</th> <th>dB/m</th> <th>dB</th> <th>dB</th> </tr> </thead> <tbody> <tr> <td>1</td> <td>4804.00</td> <td>45.23</td> <td>74.00</td> <td>-28.77</td> <td>50.92</td> <td>34.82</td> <td>11.07</td> <td>51.58</td> <td>---</td> <td>---</td> <td>Peak</td> </tr> </tbody> </table>	Limit	Read	Ant	Cable	Preamp	APos	TPos		Freq	Level	Line	Margin	Level	Factor	Loss	Factor	MHz	dBuV/m	dBuV/m	dB	dBuV	dB/m	dB	dB	1	4804.00	45.23	74.00	-28.77	50.92	34.82	11.07	51.58	---	---	Peak	<table border="1"> <thead> <tr> <th>Limit</th> <th>Read</th> <th>Ant</th> <th>Cable</th> <th>Preamp</th> <th>APos</th> <th>TPos</th> <th></th> </tr> <tr> <th>Freq</th> <th>Level</th> <th>Line</th> <th>Margin</th> <th>Level</th> <th>Factor</th> <th>Loss</th> <th>Factor</th> </tr> <tr> <th>MHz</th> <th>dBuV/m</th> <th>dBuV/m</th> <th>dB</th> <th>dBuV</th> <th>dB/m</th> <th>dB</th> <th>dB</th> </tr> </thead> <tbody> <tr> <td>1</td> <td>4804.00</td> <td>45.43</td> <td>74.00</td> <td>-28.57</td> <td>51.12</td> <td>34.82</td> <td>11.07</td> <td>51.58</td> <td>---</td> <td>---</td> <td>Peak</td> </tr> </tbody> </table>	Limit	Read	Ant	Cable	Preamp	APos	TPos		Freq	Level	Line	Margin	Level	Factor	Loss	Factor	MHz	dBuV/m	dBuV/m	dB	dBuV	dB/m	dB	dB	1	4804.00	45.43	74.00	-28.57	51.12	34.82	11.07	51.58	---	---
Limit	Read	Ant	Cable	Preamp	APos	TPos																																																																			
Freq	Level	Line	Margin	Level	Factor	Loss	Factor																																																																		
MHz	dBuV/m	dBuV/m	dB	dBuV	dB/m	dB	dB																																																																		
1	4804.00	45.23	74.00	-28.77	50.92	34.82	11.07	51.58	---	---	Peak																																																														
Limit	Read	Ant	Cable	Preamp	APos	TPos																																																																			
Freq	Level	Line	Margin	Level	Factor	Loss	Factor																																																																		
MHz	dBuV/m	dBuV/m	dB	dBuV	dB/m	dB	dB																																																																		
1	4804.00	45.43	74.00	-28.57	51.12	34.82	11.07	51.58	---	---	Peak																																																														



Mode	5																																																																																																								
	Harmonic																																																																																																								
	2400-2483.5_Bluetooth-LE_CH19_2440MHz																																																																																																								
ANT	6																																																																																																								
Pol.	Horizontal	Vertical																																																																																																							
Peak Avg																																																																																																									
	<table border="1"> <thead> <tr> <th></th> <th>Limit</th> <th>Read</th> <th>Ant</th> <th>Cable</th> <th>Preamp</th> <th>APos</th> <th>TPos</th> <th></th> </tr> <tr> <th>Freq</th> <th>Level</th> <th>Line</th> <th>Margin</th> <th>Level</th> <th>Factor</th> <th>Loss</th> <th>Factor</th> <th>Remark</th> </tr> <tr> <th>MHz</th> <th>dBuV/m</th> <th>dBuV/m</th> <th>dB</th> <th>dBuV</th> <th>dB/m</th> <th>dB</th> <th>dB</th> <th>cm</th> <th>deg</th> </tr> </thead> <tbody> <tr> <td>1</td> <td>4880.00</td> <td>45.12</td> <td>74.00</td> <td>-28.88</td> <td>50.75</td> <td>34.85</td> <td>11.10</td> <td>51.58</td> <td>---</td> <td>---</td> <td>Peak</td> </tr> <tr> <td>2</td> <td>7320.00</td> <td>47.53</td> <td>74.00</td> <td>-26.47</td> <td>49.27</td> <td>36.33</td> <td>13.09</td> <td>51.16</td> <td>---</td> <td>---</td> <td>Peak</td> </tr> </tbody> </table>		Limit	Read	Ant	Cable	Preamp	APos	TPos		Freq	Level	Line	Margin	Level	Factor	Loss	Factor	Remark	MHz	dBuV/m	dBuV/m	dB	dBuV	dB/m	dB	dB	cm	deg	1	4880.00	45.12	74.00	-28.88	50.75	34.85	11.10	51.58	---	---	Peak	2	7320.00	47.53	74.00	-26.47	49.27	36.33	13.09	51.16	---	---	Peak	<table border="1"> <thead> <tr> <th></th> <th>Limit</th> <th>Read</th> <th>Ant</th> <th>Cable</th> <th>Preamp</th> <th>APos</th> <th>TPos</th> <th></th> </tr> <tr> <th>Freq</th> <th>Level</th> <th>Line</th> <th>Margin</th> <th>Level</th> <th>Factor</th> <th>Loss</th> <th>Factor</th> <th>Remark</th> </tr> <tr> <th>MHz</th> <th>dBuV/m</th> <th>dBuV/m</th> <th>dB</th> <th>dBuV</th> <th>dB/m</th> <th>dB</th> <th>dB</th> <th>cm</th> <th>deg</th> </tr> </thead> <tbody> <tr> <td>1</td> <td>4880.00</td> <td>46.19</td> <td>74.00</td> <td>-27.81</td> <td>51.82</td> <td>34.85</td> <td>11.10</td> <td>51.58</td> <td>---</td> <td>---</td> <td>Peak</td> </tr> <tr> <td>2</td> <td>7320.00</td> <td>47.38</td> <td>74.00</td> <td>-26.62</td> <td>49.12</td> <td>36.33</td> <td>13.09</td> <td>51.16</td> <td>---</td> <td>---</td> <td>Peak</td> </tr> </tbody> </table>		Limit	Read	Ant	Cable	Preamp	APos	TPos		Freq	Level	Line	Margin	Level	Factor	Loss	Factor	Remark	MHz	dBuV/m	dBuV/m	dB	dBuV	dB/m	dB	dB	cm	deg	1	4880.00	46.19	74.00	-27.81	51.82	34.85	11.10	51.58	---	---	Peak	2	7320.00	47.38	74.00	-26.62	49.12	36.33	13.09	51.16	---	---
	Limit	Read	Ant	Cable	Preamp	APos	TPos																																																																																																		
Freq	Level	Line	Margin	Level	Factor	Loss	Factor	Remark																																																																																																	
MHz	dBuV/m	dBuV/m	dB	dBuV	dB/m	dB	dB	cm	deg																																																																																																
1	4880.00	45.12	74.00	-28.88	50.75	34.85	11.10	51.58	---	---	Peak																																																																																														
2	7320.00	47.53	74.00	-26.47	49.27	36.33	13.09	51.16	---	---	Peak																																																																																														
	Limit	Read	Ant	Cable	Preamp	APos	TPos																																																																																																		
Freq	Level	Line	Margin	Level	Factor	Loss	Factor	Remark																																																																																																	
MHz	dBuV/m	dBuV/m	dB	dBuV	dB/m	dB	dB	cm	deg																																																																																																
1	4880.00	46.19	74.00	-27.81	51.82	34.85	11.10	51.58	---	---	Peak																																																																																														
2	7320.00	47.38	74.00	-26.62	49.12	36.33	13.09	51.16	---	---	Peak																																																																																														



Mode	6																																																																											
	Band Edge																																																																											
	2400-2483.5_Bluetooth-LE_CH39_2480MHz																																																																											
ANT	6																																																																											
Pol.	Horizontal	Fundamental																																																																										
Peak	<p>Date: 2023-06-16</p> <table border="1"> <thead> <tr> <th>Limit</th> <th>Read</th> <th>Ant</th> <th>Cable</th> <th>Preamp</th> <th>APos</th> <th>TPos</th> <th>Remark</th> </tr> <tr> <th>Freq</th> <th>Level</th> <th>Line</th> <th>Margin</th> <th>Level</th> <th>Factor</th> <th>Loss Factor</th> <th></th> </tr> <tr> <th>MHz</th> <th>dBuV/m</th> <th>dBuV/m</th> <th>dB</th> <th>dBuV</th> <th>dB/m</th> <th>dB</th> <th>cm</th> <th>deg</th> </tr> </thead> <tbody> <tr> <td>1</td> <td>2483.52</td> <td>58.43</td> <td>74.00</td> <td>-15.57</td> <td>50.19</td> <td>32.46</td> <td>7.88</td> <td>32.10</td> <td>312</td> <td>218</td> <td>PEAK</td> </tr> </tbody> </table>	Limit	Read	Ant	Cable	Preamp	APos	TPos	Remark	Freq	Level	Line	Margin	Level	Factor	Loss Factor		MHz	dBuV/m	dBuV/m	dB	dBuV	dB/m	dB	cm	deg	1	2483.52	58.43	74.00	-15.57	50.19	32.46	7.88	32.10	312	218	PEAK	<p>Date: 2023-06-16</p> <table border="1"> <thead> <tr> <th>Limit</th> <th>Read</th> <th>Ant</th> <th>Cable</th> <th>Preamp</th> <th>APos</th> <th>TPos</th> <th>Remark</th> </tr> <tr> <th>Freq</th> <th>Level</th> <th>Line</th> <th>Margin</th> <th>Level</th> <th>Factor</th> <th>Loss Factor</th> <th></th> </tr> <tr> <th>MHz</th> <th>dBuV/m</th> <th>dBuV/m</th> <th>dB</th> <th>dBuV</th> <th>dB/m</th> <th>dB</th> <th>cm</th> <th>deg</th> </tr> </thead> <tbody> <tr> <td>1</td> <td>2480.00</td> <td>102.60</td> <td>-----</td> <td>-----</td> <td>94.37</td> <td>32.46</td> <td>7.87</td> <td>32.10</td> <td>312</td> <td>218</td> <td>PEAK</td> </tr> </tbody> </table>	Limit	Read	Ant	Cable	Preamp	APos	TPos	Remark	Freq	Level	Line	Margin	Level	Factor	Loss Factor		MHz	dBuV/m	dBuV/m	dB	dBuV	dB/m	dB	cm	deg	1	2480.00	102.60	-----	-----	94.37	32.46	7.87	32.10	312	218	PEAK
	Limit	Read	Ant	Cable	Preamp	APos	TPos	Remark																																																																				
Freq	Level	Line	Margin	Level	Factor	Loss Factor																																																																						
MHz	dBuV/m	dBuV/m	dB	dBuV	dB/m	dB	cm	deg																																																																				
1	2483.52	58.43	74.00	-15.57	50.19	32.46	7.88	32.10	312	218	PEAK																																																																	
Limit	Read	Ant	Cable	Preamp	APos	TPos	Remark																																																																					
Freq	Level	Line	Margin	Level	Factor	Loss Factor																																																																						
MHz	dBuV/m	dBuV/m	dB	dBuV	dB/m	dB	cm	deg																																																																				
1	2480.00	102.60	-----	-----	94.37	32.46	7.87	32.10	312	218	PEAK																																																																	
Avg	<p>Date: 2023-06-16</p> <table border="1"> <thead> <tr> <th>Limit</th> <th>Read</th> <th>Ant</th> <th>Cable</th> <th>Preamp</th> <th>APos</th> <th>TPos</th> <th>Remark</th> </tr> <tr> <th>Freq</th> <th>Level</th> <th>Line</th> <th>Margin</th> <th>Level</th> <th>Factor</th> <th>Loss Factor</th> <th></th> </tr> <tr> <th>MHz</th> <th>dBuV/m</th> <th>dBuV/m</th> <th>dB</th> <th>dBuV</th> <th>dB/m</th> <th>dB</th> <th>cm</th> <th>deg</th> </tr> </thead> <tbody> <tr> <td>1</td> <td>2483.58</td> <td>42.77</td> <td>54.00</td> <td>-11.23</td> <td>34.53</td> <td>32.46</td> <td>7.88</td> <td>32.10</td> <td>312</td> <td>218</td> <td>AVERAGE</td> </tr> </tbody> </table>	Limit	Read	Ant	Cable	Preamp	APos	TPos	Remark	Freq	Level	Line	Margin	Level	Factor	Loss Factor		MHz	dBuV/m	dBuV/m	dB	dBuV	dB/m	dB	cm	deg	1	2483.58	42.77	54.00	-11.23	34.53	32.46	7.88	32.10	312	218	AVERAGE	<p>Date: 2023-06-16</p> <table border="1"> <thead> <tr> <th>Limit</th> <th>Read</th> <th>Ant</th> <th>Cable</th> <th>Preamp</th> <th>APos</th> <th>TPos</th> <th>Remark</th> </tr> <tr> <th>Freq</th> <th>Level</th> <th>Line</th> <th>Margin</th> <th>Level</th> <th>Factor</th> <th>Loss Factor</th> <th></th> </tr> <tr> <th>MHz</th> <th>dBuV/m</th> <th>dBuV/m</th> <th>dB</th> <th>dBuV</th> <th>dB/m</th> <th>dB</th> <th>cm</th> <th>deg</th> </tr> </thead> <tbody> <tr> <td>1</td> <td>2480.00</td> <td>100.72</td> <td>-----</td> <td>-----</td> <td>92.49</td> <td>32.46</td> <td>7.87</td> <td>32.10</td> <td>312</td> <td>218</td> <td>AVERAGE</td> </tr> </tbody> </table>	Limit	Read	Ant	Cable	Preamp	APos	TPos	Remark	Freq	Level	Line	Margin	Level	Factor	Loss Factor		MHz	dBuV/m	dBuV/m	dB	dBuV	dB/m	dB	cm	deg	1	2480.00	100.72	-----	-----	92.49	32.46	7.87	32.10	312	218	AVERAGE
Limit	Read	Ant	Cable	Preamp	APos	TPos	Remark																																																																					
Freq	Level	Line	Margin	Level	Factor	Loss Factor																																																																						
MHz	dBuV/m	dBuV/m	dB	dBuV	dB/m	dB	cm	deg																																																																				
1	2483.58	42.77	54.00	-11.23	34.53	32.46	7.88	32.10	312	218	AVERAGE																																																																	
Limit	Read	Ant	Cable	Preamp	APos	TPos	Remark																																																																					
Freq	Level	Line	Margin	Level	Factor	Loss Factor																																																																						
MHz	dBuV/m	dBuV/m	dB	dBuV	dB/m	dB	cm	deg																																																																				
1	2480.00	100.72	-----	-----	92.49	32.46	7.87	32.10	312	218	AVERAGE																																																																	



Mode	6																																																																																	
	Band Edge																																																																																	
	2400-2483.5_Bluetooth-LE_CH39_2480MHz																																																																																	
ANT	6																																																																																	
Pol.	Vertical	Fundamental																																																																																
Peak	<p>Date: 2023-06-16</p> <table border="1"> <thead> <tr> <th>Limit</th> <th>Read</th> <th>Ant</th> <th>Cable</th> <th>Preamp</th> <th>APos</th> <th>TPos</th> <th>Remark</th> </tr> <tr> <th>Freq</th> <th>Level</th> <th>Line</th> <th>Margin</th> <th>Level</th> <th>Factor</th> <th>Loss Factor</th> <th></th> </tr> <tr> <th>MHz</th> <th>dBuV/m</th> <th>dBuV/m</th> <th>dB</th> <th>dBuV</th> <th>dB/m</th> <th>dB</th> <th>cm</th> </tr> </thead> <tbody> <tr> <td>1 2483.54</td> <td>59.53</td> <td>74.00</td> <td>-14.47</td> <td>51.29</td> <td>32.46</td> <td>7.88</td> <td>32.10</td> </tr> <tr> <td></td> <td></td> <td></td> <td></td> <td></td> <td></td> <td>400</td> <td>285 PEAK</td> </tr> </tbody> </table>	Limit	Read	Ant	Cable	Preamp	APos	TPos	Remark	Freq	Level	Line	Margin	Level	Factor	Loss Factor		MHz	dBuV/m	dBuV/m	dB	dBuV	dB/m	dB	cm	1 2483.54	59.53	74.00	-14.47	51.29	32.46	7.88	32.10							400	285 PEAK	<p>Date: 2023-06-16</p> <table border="1"> <thead> <tr> <th>Limit</th> <th>Read</th> <th>Ant</th> <th>Cable</th> <th>Preamp</th> <th>APos</th> <th>TPos</th> <th>Remark</th> </tr> <tr> <th>Freq</th> <th>Level</th> <th>Line</th> <th>Margin</th> <th>Level</th> <th>Factor</th> <th>Loss Factor</th> <th></th> </tr> <tr> <th>MHz</th> <th>dBuV/m</th> <th>dBuV/m</th> <th>dB</th> <th>dBuV</th> <th>dB/m</th> <th>dB</th> <th>cm</th> </tr> </thead> <tbody> <tr> <td>1 2480.00</td> <td>105.12</td> <td>74.00</td> <td>-</td> <td>96.89</td> <td>32.46</td> <td>7.87</td> <td>32.10</td> </tr> <tr> <td></td> <td></td> <td></td> <td></td> <td></td> <td></td> <td>400</td> <td>285 PEAK</td> </tr> </tbody> </table>	Limit	Read	Ant	Cable	Preamp	APos	TPos	Remark	Freq	Level	Line	Margin	Level	Factor	Loss Factor		MHz	dBuV/m	dBuV/m	dB	dBuV	dB/m	dB	cm	1 2480.00	105.12	74.00	-	96.89	32.46	7.87	32.10							400	285 PEAK
	Limit	Read	Ant	Cable	Preamp	APos	TPos	Remark																																																																										
Freq	Level	Line	Margin	Level	Factor	Loss Factor																																																																												
MHz	dBuV/m	dBuV/m	dB	dBuV	dB/m	dB	cm																																																																											
1 2483.54	59.53	74.00	-14.47	51.29	32.46	7.88	32.10																																																																											
						400	285 PEAK																																																																											
Limit	Read	Ant	Cable	Preamp	APos	TPos	Remark																																																																											
Freq	Level	Line	Margin	Level	Factor	Loss Factor																																																																												
MHz	dBuV/m	dBuV/m	dB	dBuV	dB/m	dB	cm																																																																											
1 2480.00	105.12	74.00	-	96.89	32.46	7.87	32.10																																																																											
						400	285 PEAK																																																																											
Avg	<p>Date: 2023-06-16</p> <table border="1"> <thead> <tr> <th>Limit</th> <th>Read</th> <th>Ant</th> <th>Cable</th> <th>Preamp</th> <th>APos</th> <th>TPos</th> <th>Remark</th> </tr> <tr> <th>Freq</th> <th>Level</th> <th>Line</th> <th>Margin</th> <th>Level</th> <th>Factor</th> <th>Loss Factor</th> <th></th> </tr> <tr> <th>MHz</th> <th>dBuV/m</th> <th>dBuV/m</th> <th>dB</th> <th>dBuV</th> <th>dB/m</th> <th>dB</th> <th>cm</th> </tr> </thead> <tbody> <tr> <td>1 2483.62</td> <td>43.86</td> <td>54.00</td> <td>-10.14</td> <td>35.62</td> <td>32.46</td> <td>7.88</td> <td>32.10</td> </tr> <tr> <td></td> <td></td> <td></td> <td></td> <td></td> <td></td> <td>400</td> <td>285 AVERAGE</td> </tr> </tbody> </table>	Limit	Read	Ant	Cable	Preamp	APos	TPos	Remark	Freq	Level	Line	Margin	Level	Factor	Loss Factor		MHz	dBuV/m	dBuV/m	dB	dBuV	dB/m	dB	cm	1 2483.62	43.86	54.00	-10.14	35.62	32.46	7.88	32.10							400	285 AVERAGE	<p>Date: 2023-06-16</p> <table border="1"> <thead> <tr> <th>Limit</th> <th>Read</th> <th>Ant</th> <th>Cable</th> <th>Preamp</th> <th>APos</th> <th>TPos</th> <th>Remark</th> </tr> <tr> <th>Freq</th> <th>Level</th> <th>Line</th> <th>Margin</th> <th>Level</th> <th>Factor</th> <th>Loss Factor</th> <th></th> </tr> <tr> <th>MHz</th> <th>dBuV/m</th> <th>dBuV/m</th> <th>dB</th> <th>dBuV</th> <th>dB/m</th> <th>dB</th> <th>cm</th> </tr> </thead> <tbody> <tr> <td>1 2480.00</td> <td>103.13</td> <td>54.00</td> <td>-</td> <td>94.90</td> <td>32.46</td> <td>7.87</td> <td>32.10</td> </tr> <tr> <td></td> <td></td> <td></td> <td></td> <td></td> <td></td> <td>400</td> <td>285 AVERAGE</td> </tr> </tbody> </table>	Limit	Read	Ant	Cable	Preamp	APos	TPos	Remark	Freq	Level	Line	Margin	Level	Factor	Loss Factor		MHz	dBuV/m	dBuV/m	dB	dBuV	dB/m	dB	cm	1 2480.00	103.13	54.00	-	94.90	32.46	7.87	32.10							400	285 AVERAGE
Limit	Read	Ant	Cable	Preamp	APos	TPos	Remark																																																																											
Freq	Level	Line	Margin	Level	Factor	Loss Factor																																																																												
MHz	dBuV/m	dBuV/m	dB	dBuV	dB/m	dB	cm																																																																											
1 2483.62	43.86	54.00	-10.14	35.62	32.46	7.88	32.10																																																																											
						400	285 AVERAGE																																																																											
Limit	Read	Ant	Cable	Preamp	APos	TPos	Remark																																																																											
Freq	Level	Line	Margin	Level	Factor	Loss Factor																																																																												
MHz	dBuV/m	dBuV/m	dB	dBuV	dB/m	dB	cm																																																																											
1 2480.00	103.13	54.00	-	94.90	32.46	7.87	32.10																																																																											
						400	285 AVERAGE																																																																											



Mode	6																																																																																																			
	Harmonic																																																																																																			
	2400-2483.5_Bluetooth-LE_CH39_2480MHz																																																																																																			
ANT	6																																																																																																			
Pol.	Horizontal	Vertical																																																																																																		
Peak Avg	<table border="1"> <thead> <tr> <th>Limit</th> <th>Read</th> <th>Ant</th> <th>Cable</th> <th>Preamp</th> <th>APos</th> <th>TPos</th> <th>Remark</th> </tr> <tr> <th>Freq</th> <th>Level</th> <th>Line</th> <th>Margin</th> <th>Level</th> <th>Factor</th> <th>Loss Factor</th> <th></th> </tr> <tr> <th>MHz</th> <th>dBuV/m</th> <th>dBuV/m</th> <th>dB</th> <th>dBuV</th> <th>dB/m</th> <th>dB</th> <th>cm</th> <th>deg</th> </tr> </thead> <tbody> <tr> <td>1</td> <td>4960.00</td> <td>46.72</td> <td>74.00</td> <td>-27.28</td> <td>52.28</td> <td>34.88</td> <td>11.14</td> <td>51.58</td> <td>---</td> <td>---</td> <td>Peak</td> </tr> <tr> <td>2</td> <td>7440.00</td> <td>48.40</td> <td>74.00</td> <td>-25.60</td> <td>50.24</td> <td>36.38</td> <td>12.97</td> <td>51.19</td> <td>---</td> <td>---</td> <td>Peak</td> </tr> </tbody> </table>	Limit	Read	Ant	Cable	Preamp	APos	TPos	Remark	Freq	Level	Line	Margin	Level	Factor	Loss Factor		MHz	dBuV/m	dBuV/m	dB	dBuV	dB/m	dB	cm	deg	1	4960.00	46.72	74.00	-27.28	52.28	34.88	11.14	51.58	---	---	Peak	2	7440.00	48.40	74.00	-25.60	50.24	36.38	12.97	51.19	---	---	Peak	<table border="1"> <thead> <tr> <th>Limit</th> <th>Read</th> <th>Ant</th> <th>Cable</th> <th>Preamp</th> <th>APos</th> <th>TPos</th> <th>Remark</th> </tr> <tr> <th>Freq</th> <th>Level</th> <th>Line</th> <th>Margin</th> <th>Level</th> <th>Factor</th> <th>Loss Factor</th> <th></th> </tr> <tr> <th>MHz</th> <th>dBuV/m</th> <th>dBuV/m</th> <th>dB</th> <th>dBuV</th> <th>dB/m</th> <th>dB</th> <th>cm</th> <th>deg</th> </tr> </thead> <tbody> <tr> <td>1</td> <td>4960.00</td> <td>46.36</td> <td>74.00</td> <td>-27.64</td> <td>51.92</td> <td>34.88</td> <td>11.14</td> <td>51.58</td> <td>---</td> <td>---</td> <td>Peak</td> </tr> <tr> <td>2</td> <td>7440.00</td> <td>47.49</td> <td>74.00</td> <td>-26.51</td> <td>49.33</td> <td>36.38</td> <td>12.97</td> <td>51.19</td> <td>---</td> <td>---</td> <td>Peak</td> </tr> </tbody> </table>	Limit	Read	Ant	Cable	Preamp	APos	TPos	Remark	Freq	Level	Line	Margin	Level	Factor	Loss Factor		MHz	dBuV/m	dBuV/m	dB	dBuV	dB/m	dB	cm	deg	1	4960.00	46.36	74.00	-27.64	51.92	34.88	11.14	51.58	---	---	Peak	2	7440.00	47.49	74.00	-26.51	49.33	36.38	12.97	51.19	---	---	Peak
	Limit	Read	Ant	Cable	Preamp	APos	TPos	Remark																																																																																												
Freq	Level	Line	Margin	Level	Factor	Loss Factor																																																																																														
MHz	dBuV/m	dBuV/m	dB	dBuV	dB/m	dB	cm	deg																																																																																												
1	4960.00	46.72	74.00	-27.28	52.28	34.88	11.14	51.58	---	---	Peak																																																																																									
2	7440.00	48.40	74.00	-25.60	50.24	36.38	12.97	51.19	---	---	Peak																																																																																									
Limit	Read	Ant	Cable	Preamp	APos	TPos	Remark																																																																																													
Freq	Level	Line	Margin	Level	Factor	Loss Factor																																																																																														
MHz	dBuV/m	dBuV/m	dB	dBuV	dB/m	dB	cm	deg																																																																																												
1	4960.00	46.36	74.00	-27.64	51.92	34.88	11.14	51.58	---	---	Peak																																																																																									
2	7440.00	47.49	74.00	-26.51	49.33	36.38	12.97	51.19	---	---	Peak																																																																																									
Avg																																																																																																				

Note: Only the worst case from single carrier has assessed 18G ~26GHz to test.



Mode	7																																																																																																																																																																														
	LF																																																																																																																																																																														
	2400-2483.5_Bluetooth-LE_CH39_2480MHz																																																																																																																																																																														
ANT	6																																																																																																																																																																														
Pol.	Horizontal	Vertical																																																																																																																																																																													
QP/ Peak																																																																																																																																																																															
	<table border="1"> <thead> <tr> <th></th> <th>Limit</th> <th>Read</th> <th>Ant</th> <th>Cable</th> <th>Preamp</th> <th>APos</th> <th>TPos</th> <th></th> </tr> <tr> <th>Freq</th> <th>Level</th> <th>Line</th> <th>Margin</th> <th>Level</th> <th>Factor</th> <th>Loss</th> <th>Factor</th> <th>Remark</th> </tr> <tr> <th>MHz</th> <th>dBuV/m</th> <th>dBuV/m</th> <th>dB</th> <th>dBuV</th> <th>dB/m</th> <th>dB</th> <th>dB</th> <th>cm deg</th> </tr> </thead> <tbody> <tr> <td>1</td> <td>48.43</td> <td>18.55</td> <td>40.00</td> <td>-21.45</td> <td>33.65</td> <td>15.03</td> <td>1.41</td> <td>31.54</td> <td>--- --- Peak</td> </tr> <tr> <td>2</td> <td>160.95</td> <td>18.58</td> <td>43.50</td> <td>-24.92</td> <td>31.46</td> <td>16.25</td> <td>2.25</td> <td>31.38</td> <td>--- --- Peak</td> </tr> <tr> <td>3</td> <td>322.94</td> <td>20.75</td> <td>46.00</td> <td>-25.25</td> <td>29.40</td> <td>19.91</td> <td>2.80</td> <td>31.36</td> <td>--- --- Peak</td> </tr> <tr> <td>4</td> <td>542.16</td> <td>25.68</td> <td>46.00</td> <td>-20.32</td> <td>28.57</td> <td>24.80</td> <td>3.59</td> <td>31.28</td> <td>--- --- Peak</td> </tr> <tr> <td>5</td> <td>693.48</td> <td>28.21</td> <td>46.00</td> <td>-17.79</td> <td>30.67</td> <td>25.20</td> <td>3.99</td> <td>31.65</td> <td>--- --- Peak</td> </tr> <tr> <td>6</td> <td>842.86</td> <td>29.66</td> <td>46.00</td> <td>-16.34</td> <td>30.23</td> <td>26.45</td> <td>4.37</td> <td>31.39</td> <td>--- --- Peak</td> </tr> </tbody> </table>		Limit	Read	Ant	Cable	Preamp	APos	TPos		Freq	Level	Line	Margin	Level	Factor	Loss	Factor	Remark	MHz	dBuV/m	dBuV/m	dB	dBuV	dB/m	dB	dB	cm deg	1	48.43	18.55	40.00	-21.45	33.65	15.03	1.41	31.54	--- --- Peak	2	160.95	18.58	43.50	-24.92	31.46	16.25	2.25	31.38	--- --- Peak	3	322.94	20.75	46.00	-25.25	29.40	19.91	2.80	31.36	--- --- Peak	4	542.16	25.68	46.00	-20.32	28.57	24.80	3.59	31.28	--- --- Peak	5	693.48	28.21	46.00	-17.79	30.67	25.20	3.99	31.65	--- --- Peak	6	842.86	29.66	46.00	-16.34	30.23	26.45	4.37	31.39	--- --- Peak	<table border="1"> <thead> <tr> <th></th> <th>Limit</th> <th>Read</th> <th>Ant</th> <th>Cable</th> <th>Preamp</th> <th>APos</th> <th>TPos</th> <th></th> </tr> <tr> <th>Freq</th> <th>Level</th> <th>Line</th> <th>Margin</th> <th>Level</th> <th>Factor</th> <th>Loss</th> <th>Factor</th> <th>Remark</th> </tr> <tr> <th>MHz</th> <th>dBuV/m</th> <th>dBuV/m</th> <th>dB</th> <th>dBuV</th> <th>dB/m</th> <th>dB</th> <th>dB</th> <th>cm deg</th> </tr> </thead> <tbody> <tr> <td>1</td> <td>56.19</td> <td>20.46</td> <td>40.00</td> <td>-19.54</td> <td>37.30</td> <td>13.22</td> <td>1.54</td> <td>31.60</td> <td>--- --- Peak</td> </tr> <tr> <td>2</td> <td>141.55</td> <td>18.30</td> <td>43.50</td> <td>-25.20</td> <td>30.33</td> <td>17.24</td> <td>2.16</td> <td>31.43</td> <td>--- --- Peak</td> </tr> <tr> <td>3</td> <td>373.38</td> <td>21.78</td> <td>46.00</td> <td>-24.22</td> <td>28.97</td> <td>21.16</td> <td>2.99</td> <td>31.34</td> <td>--- --- Peak</td> </tr> <tr> <td>4</td> <td>555.74</td> <td>24.78</td> <td>46.00</td> <td>-21.22</td> <td>27.50</td> <td>24.99</td> <td>3.63</td> <td>31.34</td> <td>--- --- Peak</td> </tr> <tr> <td>5</td> <td>739.07</td> <td>27.57</td> <td>46.00</td> <td>-18.43</td> <td>28.89</td> <td>25.75</td> <td>4.15</td> <td>31.22</td> <td>--- --- Peak</td> </tr> <tr> <td>6</td> <td>886.51</td> <td>29.79</td> <td>46.00</td> <td>-16.21</td> <td>30.08</td> <td>26.72</td> <td>4.46</td> <td>31.47</td> <td>--- --- Peak</td> </tr> </tbody> </table>		Limit	Read	Ant	Cable	Preamp	APos	TPos		Freq	Level	Line	Margin	Level	Factor	Loss	Factor	Remark	MHz	dBuV/m	dBuV/m	dB	dBuV	dB/m	dB	dB	cm deg	1	56.19	20.46	40.00	-19.54	37.30	13.22	1.54	31.60	--- --- Peak	2	141.55	18.30	43.50	-25.20	30.33	17.24	2.16	31.43	--- --- Peak	3	373.38	21.78	46.00	-24.22	28.97	21.16	2.99	31.34	--- --- Peak	4	555.74	24.78	46.00	-21.22	27.50	24.99	3.63	31.34	--- --- Peak	5	739.07	27.57	46.00	-18.43	28.89	25.75	4.15	31.22	--- --- Peak	6	886.51	29.79	46.00	-16.21	30.08	26.72	4.46	31.47
	Limit	Read	Ant	Cable	Preamp	APos	TPos																																																																																																																																																																								
Freq	Level	Line	Margin	Level	Factor	Loss	Factor	Remark																																																																																																																																																																							
MHz	dBuV/m	dBuV/m	dB	dBuV	dB/m	dB	dB	cm deg																																																																																																																																																																							
1	48.43	18.55	40.00	-21.45	33.65	15.03	1.41	31.54	--- --- Peak																																																																																																																																																																						
2	160.95	18.58	43.50	-24.92	31.46	16.25	2.25	31.38	--- --- Peak																																																																																																																																																																						
3	322.94	20.75	46.00	-25.25	29.40	19.91	2.80	31.36	--- --- Peak																																																																																																																																																																						
4	542.16	25.68	46.00	-20.32	28.57	24.80	3.59	31.28	--- --- Peak																																																																																																																																																																						
5	693.48	28.21	46.00	-17.79	30.67	25.20	3.99	31.65	--- --- Peak																																																																																																																																																																						
6	842.86	29.66	46.00	-16.34	30.23	26.45	4.37	31.39	--- --- Peak																																																																																																																																																																						
	Limit	Read	Ant	Cable	Preamp	APos	TPos																																																																																																																																																																								
Freq	Level	Line	Margin	Level	Factor	Loss	Factor	Remark																																																																																																																																																																							
MHz	dBuV/m	dBuV/m	dB	dBuV	dB/m	dB	dB	cm deg																																																																																																																																																																							
1	56.19	20.46	40.00	-19.54	37.30	13.22	1.54	31.60	--- --- Peak																																																																																																																																																																						
2	141.55	18.30	43.50	-25.20	30.33	17.24	2.16	31.43	--- --- Peak																																																																																																																																																																						
3	373.38	21.78	46.00	-24.22	28.97	21.16	2.99	31.34	--- --- Peak																																																																																																																																																																						
4	555.74	24.78	46.00	-21.22	27.50	24.99	3.63	31.34	--- --- Peak																																																																																																																																																																						
5	739.07	27.57	46.00	-18.43	28.89	25.75	4.15	31.22	--- --- Peak																																																																																																																																																																						
6	886.51	29.79	46.00	-16.21	30.08	26.72	4.46	31.47	--- --- Peak																																																																																																																																																																						



Co-location

BLE CH39 2480MHz & LTE Band13 (Band Edge @ 3m)

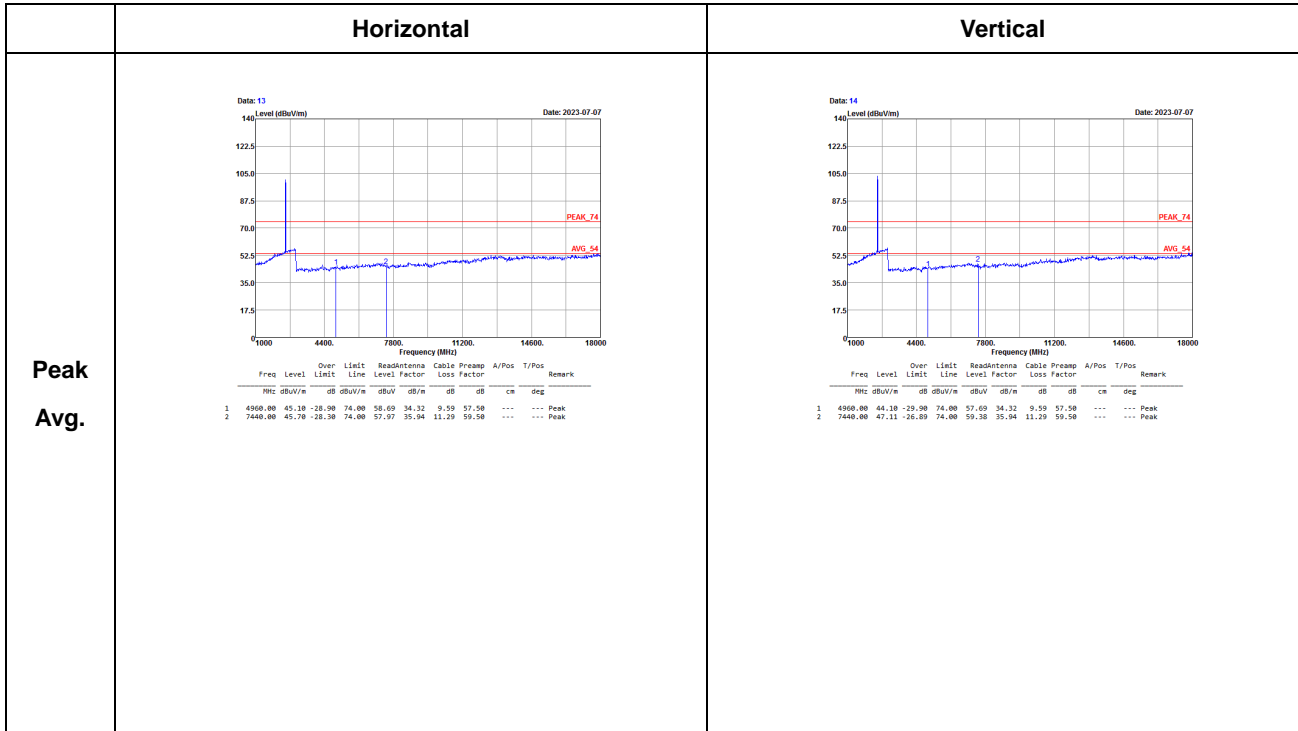
	Horizontal	Fundamental																																																
Peak	<p>Date: 3 Date: 2023-07-07</p> <p>Level (dBuV/m) vs Frequency (MHz)</p> <table border="1"> <thead> <tr> <th>Over Level</th> <th>Limit</th> <th>ReadAntenna</th> <th>Cable</th> <th>Preamp</th> <th>A/Pos</th> <th>T/Pos</th> <th>Remark</th> </tr> <tr> <th>MHz</th> <th>dBuV/m</th> <th>dB</th> <th>dBuV/m</th> <th>dB</th> <th>dB</th> <th>deg</th> <th></th> </tr> </thead> <tbody> <tr> <td>1</td> <td>2480.00</td> <td>54.93</td> <td>-19.87</td> <td>74.00</td> <td>47.63</td> <td>32.39</td> <td>6.53 31.62 100 323 Peak</td> </tr> </tbody> </table>	Over Level	Limit	ReadAntenna	Cable	Preamp	A/Pos	T/Pos	Remark	MHz	dBuV/m	dB	dBuV/m	dB	dB	deg		1	2480.00	54.93	-19.87	74.00	47.63	32.39	6.53 31.62 100 323 Peak	<p>Date: 1 Date: 2023-07-07</p> <p>Level (dBuV/m) vs Frequency (MHz)</p> <table border="1"> <thead> <tr> <th>Over Level</th> <th>Limit</th> <th>ReadAntenna</th> <th>Cable</th> <th>Preamp</th> <th>A/Pos</th> <th>T/Pos</th> <th>Remark</th> </tr> <tr> <th>MHz</th> <th>dBuV/m</th> <th>dB</th> <th>dBuV/m</th> <th>dB</th> <th>dB</th> <th>deg</th> <th></th> </tr> </thead> <tbody> <tr> <td>1</td> <td>2480.00</td> <td>100.94</td> <td>26.94</td> <td>74.00</td> <td>93.65</td> <td>32.39</td> <td>6.53 31.63 100 323 Peak</td> </tr> </tbody> </table>	Over Level	Limit	ReadAntenna	Cable	Preamp	A/Pos	T/Pos	Remark	MHz	dBuV/m	dB	dBuV/m	dB	dB	deg		1	2480.00	100.94	26.94	74.00	93.65	32.39	6.53 31.63 100 323 Peak
Over Level	Limit	ReadAntenna	Cable	Preamp	A/Pos	T/Pos	Remark																																											
MHz	dBuV/m	dB	dBuV/m	dB	dB	deg																																												
1	2480.00	54.93	-19.87	74.00	47.63	32.39	6.53 31.62 100 323 Peak																																											
Over Level	Limit	ReadAntenna	Cable	Preamp	A/Pos	T/Pos	Remark																																											
MHz	dBuV/m	dB	dBuV/m	dB	dB	deg																																												
1	2480.00	100.94	26.94	74.00	93.65	32.39	6.53 31.63 100 323 Peak																																											
Avg.	<p>Date: 4 Date: 2023-07-07</p> <p>Level (dBuV/m) vs Frequency (MHz)</p> <table border="1"> <thead> <tr> <th>Over Level</th> <th>Limit</th> <th>ReadAntenna</th> <th>Cable</th> <th>Preamp</th> <th>A/Pos</th> <th>T/Pos</th> <th>Remark</th> </tr> <tr> <th>MHz</th> <th>dBuV/m</th> <th>dB</th> <th>dBuV/m</th> <th>dB</th> <th>dB</th> <th>deg</th> <th></th> </tr> </thead> <tbody> <tr> <td>1</td> <td>2480.12</td> <td>45.16</td> <td>-8.84</td> <td>54.00</td> <td>37.85</td> <td>32.40</td> <td>6.53 31.62 100 323 Average</td> </tr> </tbody> </table>	Over Level	Limit	ReadAntenna	Cable	Preamp	A/Pos	T/Pos	Remark	MHz	dBuV/m	dB	dBuV/m	dB	dB	deg		1	2480.12	45.16	-8.84	54.00	37.85	32.40	6.53 31.62 100 323 Average	<p>Date: 2 Date: 2023-07-07</p> <p>Level (dBuV/m) vs Frequency (MHz)</p> <table border="1"> <thead> <tr> <th>Over Level</th> <th>Limit</th> <th>ReadAntenna</th> <th>Cable</th> <th>Preamp</th> <th>A/Pos</th> <th>T/Pos</th> <th>Remark</th> </tr> <tr> <th>MHz</th> <th>dBuV/m</th> <th>dB</th> <th>dBuV/m</th> <th>dB</th> <th>dB</th> <th>deg</th> <th></th> </tr> </thead> <tbody> <tr> <td>1</td> <td>2480.00</td> <td>100.36</td> <td>46.36</td> <td>54.00</td> <td>93.07</td> <td>32.39</td> <td>6.53 31.63 100 323 Average</td> </tr> </tbody> </table>	Over Level	Limit	ReadAntenna	Cable	Preamp	A/Pos	T/Pos	Remark	MHz	dBuV/m	dB	dBuV/m	dB	dB	deg		1	2480.00	100.36	46.36	54.00	93.07	32.39	6.53 31.63 100 323 Average
Over Level	Limit	ReadAntenna	Cable	Preamp	A/Pos	T/Pos	Remark																																											
MHz	dBuV/m	dB	dBuV/m	dB	dB	deg																																												
1	2480.12	45.16	-8.84	54.00	37.85	32.40	6.53 31.62 100 323 Average																																											
Over Level	Limit	ReadAntenna	Cable	Preamp	A/Pos	T/Pos	Remark																																											
MHz	dBuV/m	dB	dBuV/m	dB	dB	deg																																												
1	2480.00	100.36	46.36	54.00	93.07	32.39	6.53 31.63 100 323 Average																																											



	Vertical	Fundamental																																																																												
Peak	<p>Date: 7 Date: 2023-07-07</p> <table border="1"> <thead> <tr> <th>Over</th> <th>Limit</th> <th>ReadAntenna</th> <th>Cable</th> <th>Preamp</th> <th>A/Pos</th> <th>T/Pos</th> <th>Remark</th> </tr> <tr> <th>Freq</th> <th>Level</th> <th>Limit</th> <th>Line</th> <th>Level</th> <th>Factor</th> <th>Loss</th> <th>Factor</th> </tr> <tr> <th>MHz</th> <th>dBuV/m</th> <th>dB</th> <th>dBuV/m</th> <th>dBuV</th> <th>dB/m</th> <th>dB</th> <th>dB</th> <th>cm</th> <th>deg</th> </tr> </thead> <tbody> <tr> <td>1</td> <td>2483.08</td> <td>55.07</td> <td>-18.93</td> <td>74.00</td> <td>47.77</td> <td>32.39</td> <td>6.53</td> <td>31.62</td> <td>100</td> <td>314</td> <td>Peak</td> </tr> </tbody> </table>	Over	Limit	ReadAntenna	Cable	Preamp	A/Pos	T/Pos	Remark	Freq	Level	Limit	Line	Level	Factor	Loss	Factor	MHz	dBuV/m	dB	dBuV/m	dBuV	dB/m	dB	dB	cm	deg	1	2483.08	55.07	-18.93	74.00	47.77	32.39	6.53	31.62	100	314	Peak	<p>Date: 5 Date: 2023-07-07</p> <table border="1"> <thead> <tr> <th>Over</th> <th>Limit</th> <th>ReadAntenna</th> <th>Cable</th> <th>Preamp</th> <th>A/Pos</th> <th>T/Pos</th> <th>Remark</th> </tr> <tr> <th>Freq</th> <th>Level</th> <th>Limit</th> <th>Line</th> <th>Level</th> <th>Factor</th> <th>Loss</th> <th>Factor</th> </tr> <tr> <th>MHz</th> <th>dBuV/m</th> <th>dB</th> <th>dBuV/m</th> <th>dBuV</th> <th>dB/m</th> <th>dB</th> <th>dB</th> <th>cm</th> <th>deg</th> </tr> </thead> <tbody> <tr> <td>1</td> <td>2480.00</td> <td>103.19</td> <td>29.19</td> <td>74.00</td> <td>95.90</td> <td>32.39</td> <td>6.53</td> <td>31.63</td> <td>100</td> <td>314</td> <td>Peak</td> </tr> </tbody> </table>	Over	Limit	ReadAntenna	Cable	Preamp	A/Pos	T/Pos	Remark	Freq	Level	Limit	Line	Level	Factor	Loss	Factor	MHz	dBuV/m	dB	dBuV/m	dBuV	dB/m	dB	dB	cm	deg	1	2480.00	103.19	29.19	74.00	95.90	32.39	6.53	31.63	100	314	Peak
Over	Limit	ReadAntenna	Cable	Preamp	A/Pos	T/Pos	Remark																																																																							
Freq	Level	Limit	Line	Level	Factor	Loss	Factor																																																																							
MHz	dBuV/m	dB	dBuV/m	dBuV	dB/m	dB	dB	cm	deg																																																																					
1	2483.08	55.07	-18.93	74.00	47.77	32.39	6.53	31.62	100	314	Peak																																																																			
Over	Limit	ReadAntenna	Cable	Preamp	A/Pos	T/Pos	Remark																																																																							
Freq	Level	Limit	Line	Level	Factor	Loss	Factor																																																																							
MHz	dBuV/m	dB	dBuV/m	dBuV	dB/m	dB	dB	cm	deg																																																																					
1	2480.00	103.19	29.19	74.00	95.90	32.39	6.53	31.63	100	314	Peak																																																																			
Avg.	<p>Date: 8 Date: 2023-07-07</p> <table border="1"> <thead> <tr> <th>Over</th> <th>Limit</th> <th>ReadAntenna</th> <th>Cable</th> <th>Preamp</th> <th>A/Pos</th> <th>T/Pos</th> <th>Remark</th> </tr> <tr> <th>Freq</th> <th>Level</th> <th>Limit</th> <th>Line</th> <th>Level</th> <th>Factor</th> <th>Loss</th> <th>Factor</th> </tr> <tr> <th>MHz</th> <th>dBuV/m</th> <th>dB</th> <th>dBuV/m</th> <th>dBuV</th> <th>dB/m</th> <th>dB</th> <th>dB</th> <th>cm</th> <th>deg</th> </tr> </thead> <tbody> <tr> <td>1</td> <td>2483.72</td> <td>45.39</td> <td>-8.61</td> <td>54.00</td> <td>38.09</td> <td>32.39</td> <td>6.53</td> <td>31.62</td> <td>100</td> <td>314</td> <td>Average</td> </tr> </tbody> </table>	Over	Limit	ReadAntenna	Cable	Preamp	A/Pos	T/Pos	Remark	Freq	Level	Limit	Line	Level	Factor	Loss	Factor	MHz	dBuV/m	dB	dBuV/m	dBuV	dB/m	dB	dB	cm	deg	1	2483.72	45.39	-8.61	54.00	38.09	32.39	6.53	31.62	100	314	Average	<p>Date: 6 Date: 2023-07-07</p> <table border="1"> <thead> <tr> <th>Over</th> <th>Limit</th> <th>ReadAntenna</th> <th>Cable</th> <th>Preamp</th> <th>A/Pos</th> <th>T/Pos</th> <th>Remark</th> </tr> <tr> <th>Freq</th> <th>Level</th> <th>Limit</th> <th>Line</th> <th>Level</th> <th>Factor</th> <th>Loss</th> <th>Factor</th> </tr> <tr> <th>MHz</th> <th>dBuV/m</th> <th>dB</th> <th>dBuV/m</th> <th>dBuV</th> <th>dB/m</th> <th>dB</th> <th>dB</th> <th>cm</th> <th>deg</th> </tr> </thead> <tbody> <tr> <td>1</td> <td>2480.00</td> <td>101.87</td> <td>47.07</td> <td>54.00</td> <td>93.78</td> <td>32.39</td> <td>6.53</td> <td>31.63</td> <td>100</td> <td>314</td> <td>Average</td> </tr> </tbody> </table>	Over	Limit	ReadAntenna	Cable	Preamp	A/Pos	T/Pos	Remark	Freq	Level	Limit	Line	Level	Factor	Loss	Factor	MHz	dBuV/m	dB	dBuV/m	dBuV	dB/m	dB	dB	cm	deg	1	2480.00	101.87	47.07	54.00	93.78	32.39	6.53	31.63	100	314	Average
Over	Limit	ReadAntenna	Cable	Preamp	A/Pos	T/Pos	Remark																																																																							
Freq	Level	Limit	Line	Level	Factor	Loss	Factor																																																																							
MHz	dBuV/m	dB	dBuV/m	dBuV	dB/m	dB	dB	cm	deg																																																																					
1	2483.72	45.39	-8.61	54.00	38.09	32.39	6.53	31.62	100	314	Average																																																																			
Over	Limit	ReadAntenna	Cable	Preamp	A/Pos	T/Pos	Remark																																																																							
Freq	Level	Limit	Line	Level	Factor	Loss	Factor																																																																							
MHz	dBuV/m	dB	dBuV/m	dBuV	dB/m	dB	dB	cm	deg																																																																					
1	2480.00	101.87	47.07	54.00	93.78	32.39	6.53	31.63	100	314	Average																																																																			



BLE CH39 2480MHz<E Band13 (Harmonic @ 3m)



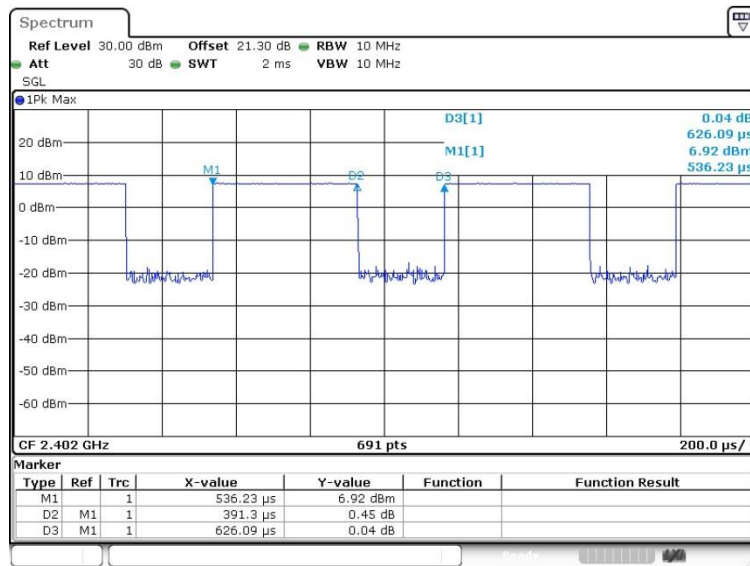
Note: The over limit line signals are Fundamental signal which can be ignored.



Appendix D. Duty Cycle Plots

Band	Duty Cycle(%)	T(ms)	1/T(kHz)	VBW Setting
Bluetooth LE 1Mbps	62.50	0.391	2.556	3kHz
Bluetooth LE 2Mbps	32.87	0.206	4.859	10kHz

Bluetooth LE 1Mbps



Bluetooth LE 2Mbps

