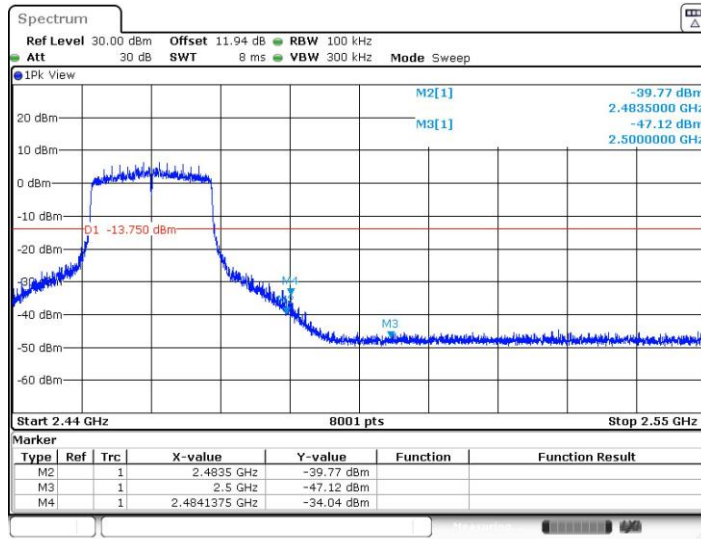


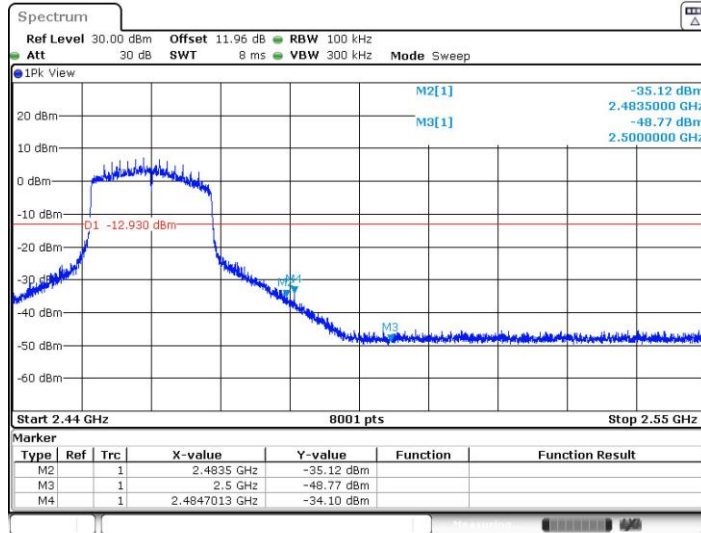


11AX20MIMO_Ant3_High_2462



Date: 25.JUN.2023 14:55:32

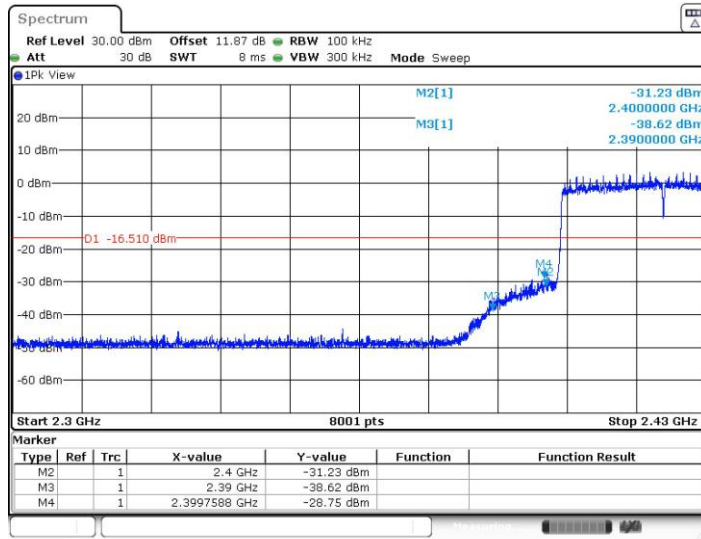
11AX20MIMO_Ant5_High_2462



Date: 25.JUN.2023 14:56:46

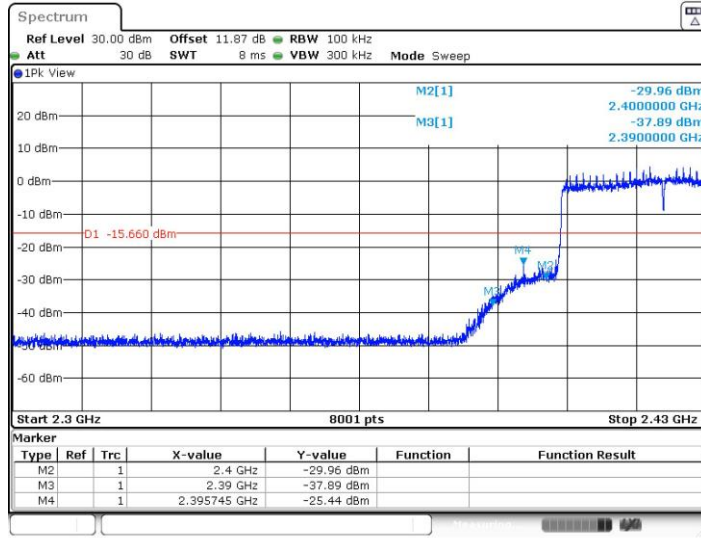


11AX40MIMO_Ant3_Low_2422



Date: 25 JUN. 2023 14:59:33

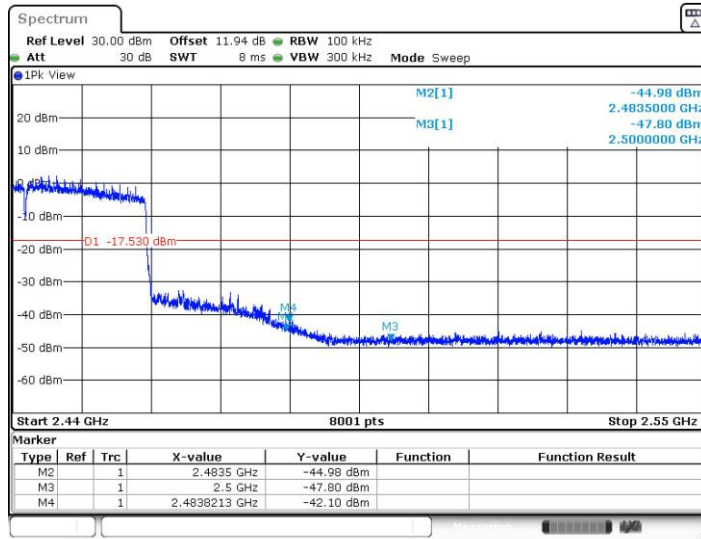
11AX40MIMO_Ant5_Low_2422



Date: 25 JUN. 2023 15:00:47

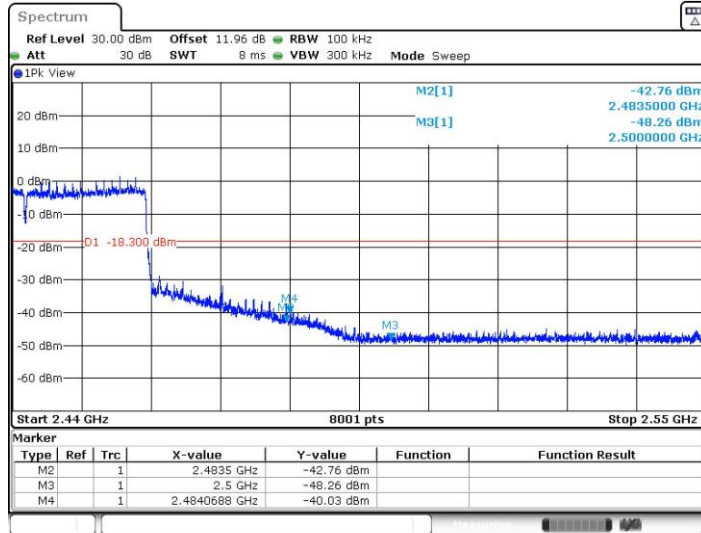


11AX40MIMO_Ant3_High_2442



Date: 5.JUL.2023 17:01:17

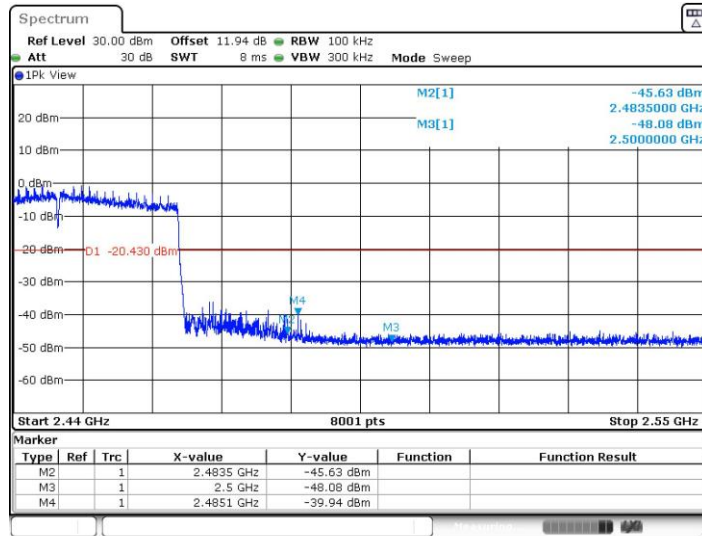
11AX40MIMO_Ant5_High_2442



Date: 5.JUL.2023 17:02:25

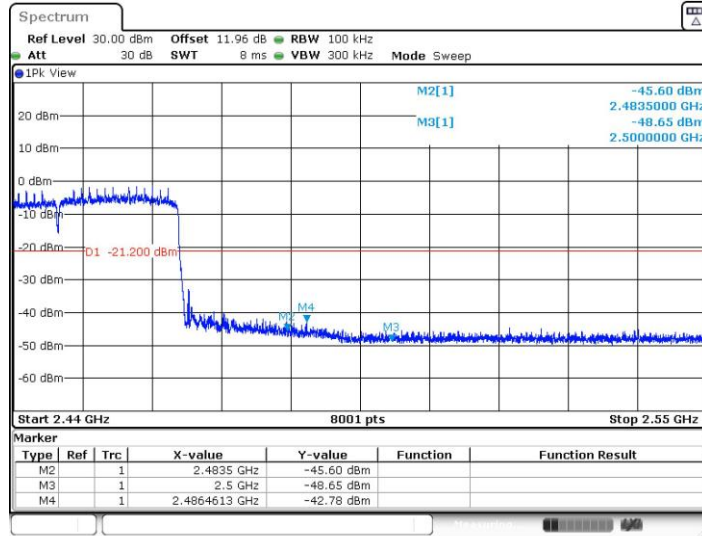


11AX40MIMO_Ant3_High_2447



Date: 5.JUL.2023 17:03:45

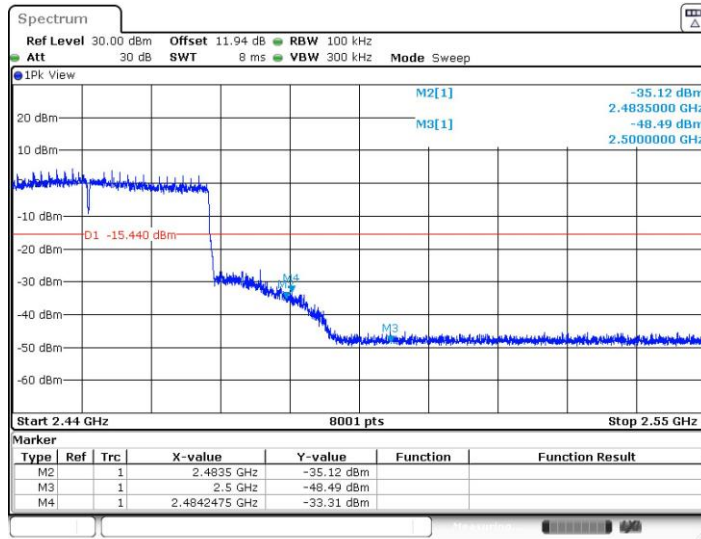
11AX40MIMO_Ant5_High_2447



Date: 5.JUL.2023 17:04:53

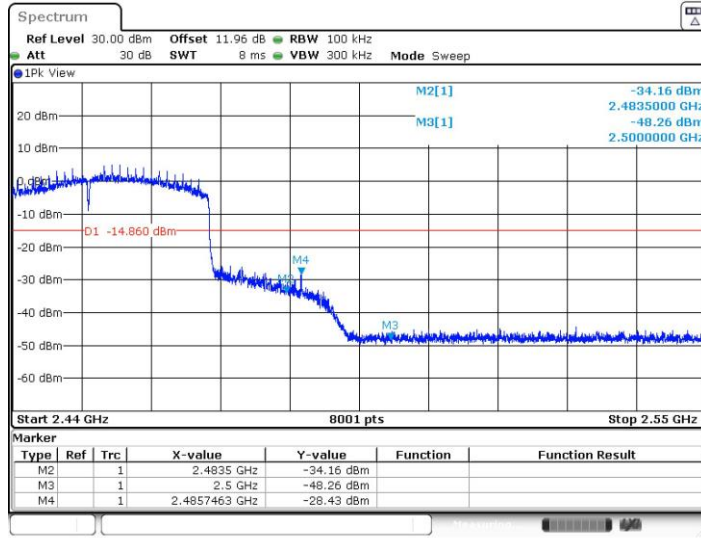


11AX40MIMO_Ant3_High_2452



Date: 25.JUN.2023 15:04:51

11AX40MIMO_Ant5_High_2452



Date: 25.JUN.2023 15:06:05



Conducted Spurious Emission

Test Result

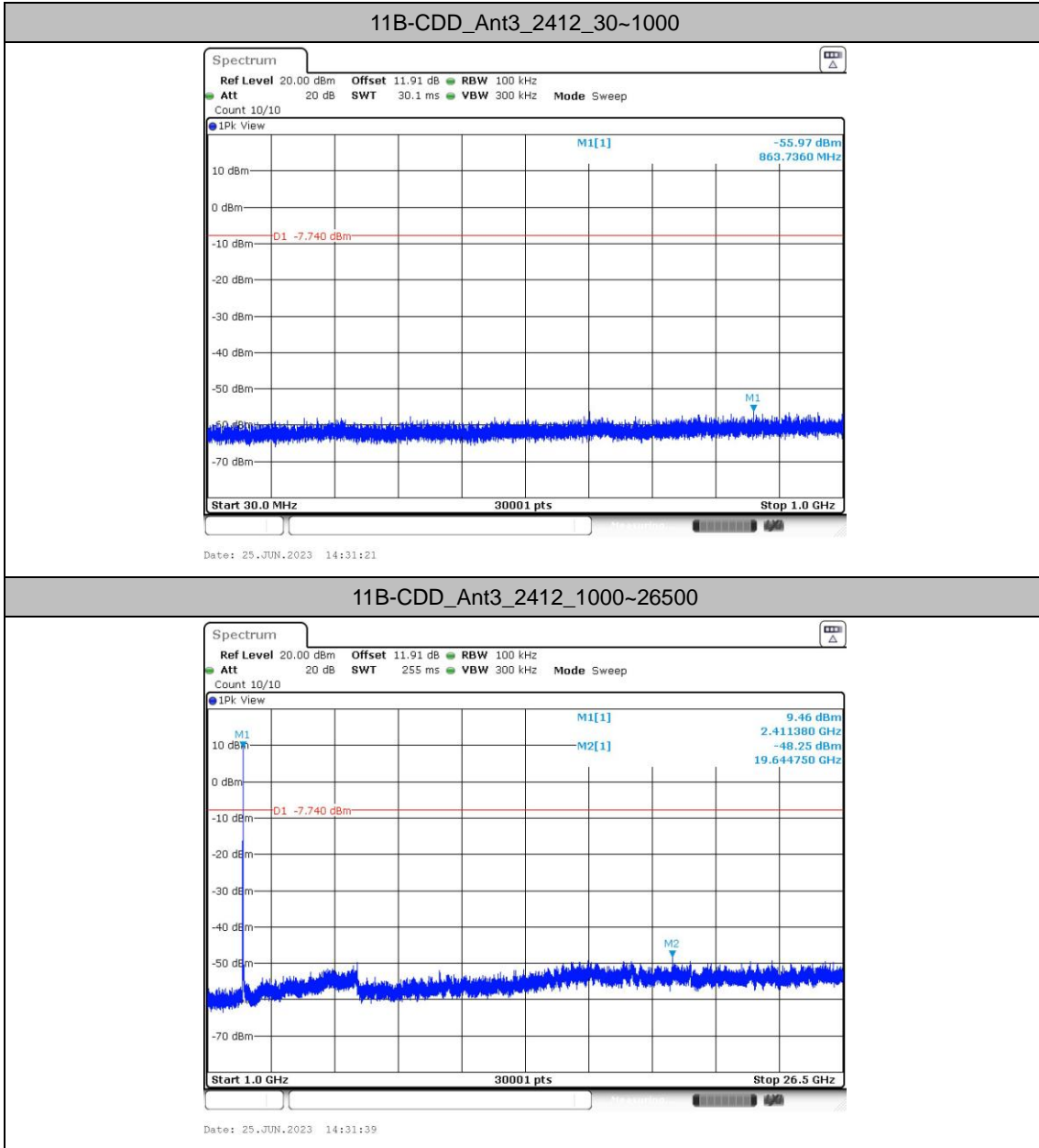
TestMode	Antenna	Freq(MHz)	FreqRange [Mhz]	RefLevel [dBm/100KHz]	Result [dBm/100KHz]	Limit [dBm/100KHz]	Verdict
11B-CDD	Ant3	2412	30~1000	12.26	-55.97	≤-7.74	PASS
			1000~26500	12.26	-48.25	≤-7.74	PASS
	Ant5	2412	30~1000	12.83	-56.27	≤-7.17	PASS
			1000~26500	12.83	-48.72	≤-7.17	PASS
	Ant3	2437	30~1000	12.26	-56.69	≤-7.74	PASS
			1000~26500	12.26	-48.92	≤-7.74	PASS
	Ant5	2437	30~1000	11.45	-55.34	≤-8.55	PASS
			1000~26500	11.45	-48.24	≤-8.55	PASS
	Ant3	2462	30~1000	11.92	-56.66	≤-8.08	PASS
			1000~26500	11.92	-47.41	≤-8.08	PASS
	Ant5	2462	30~1000	12.49	-56.23	≤-7.51	PASS
			1000~26500	12.49	-47.86	≤-7.51	PASS
11G-CDD	Ant3	2412	30~1000	8.25	-56.02	≤-11.75	PASS
			1000~26500	8.25	-48.82	≤-11.75	PASS
	Ant5	2412	30~1000	7.61	-56.61	≤-12.39	PASS
			1000~26500	7.61	-48.74	≤-12.39	PASS
	Ant3	2437	30~1000	7.90	-56.64	≤-12.1	PASS
			1000~26500	7.90	-48.91	≤-12.1	PASS
	Ant5	2437	30~1000	6.88	-56.36	≤-13.12	PASS
			1000~26500	6.88	-48.69	≤-13.12	PASS
	Ant3	2457	30~1000	7.25	-45.55	≤-12.75	PASS
			1000~26500	7.25	-48.35	≤-12.75	PASS
	Ant5	2457	30~1000	8.04	-56.03	≤-11.96	PASS
			1000~26500	8.04	-48.28	≤-11.96	PASS
Ant3	2462	30~1000	7.60	-56.11	≤-12.4	PASS	
		1000~26500	7.60	-47.89	≤-12.4	PASS	
Ant5	2462	30~1000	7.63	-56.25	≤-12.37	PASS	
		1000~26500	7.63	-48.72	≤-12.37	PASS	
11AX20MIMO	Ant3	2412	30~1000	7.25	-56.96	≤-12.75	PASS
			1000~26500	7.25	-49.2	≤-12.75	PASS
	Ant5	2412	30~1000	6.67	-56.19	≤-13.33	PASS
			1000~26500	6.67	-48.71	≤-13.33	PASS
	Ant3	2437	30~1000	6.79	-56.5	≤-13.21	PASS
			1000~26500	6.79	-48.57	≤-13.21	PASS
Ant5	2437	30~1000	6.14	-56.04	≤-13.86	PASS	



	Ant3	2452	1000~26500	6.14	-49.14	≤-13.86	PASS	
			30~1000	6.63	-56.65	≤-13.37	PASS	
	Ant5	2452	1000~26500	6.63	-49.21	≤-13.37	PASS	
			30~1000	7.50	-56.22	≤-12.5	PASS	
	Ant3	2457	1000~26500	7.50	-48.54	≤-12.5	PASS	
			30~1000	3.28	-56.65	≤-16.72	PASS	
	Ant5	2457	1000~26500	3.28	-48.12	≤-16.72	PASS	
			30~1000	3.94	-56.06	≤-16.06	PASS	
	Ant3	2462	1000~26500	3.94	-48.69	≤-16.06	PASS	
			30~1000	6.25	-56.06	≤-13.75	PASS	
	Ant5	2462	1000~26500	6.25	-48.48	≤-13.75	PASS	
			30~1000	7.07	-55.82	≤-12.93	PASS	
	11AX40MIMO	Ant3	2422	1000~26500	7.07	-48.11	≤-12.93	PASS
				30~1000	3.49	-56.26	≤-16.51	PASS
Ant5		2422	1000~26500	3.49	-48.2	≤-16.51	PASS	
			30~1000	4.34	-56.42	≤-15.66	PASS	
Ant3		2437	1000~26500	4.34	-48.6	≤-15.66	PASS	
			30~1000	4.20	-56.55	≤-15.8	PASS	
Ant5		2437	1000~26500	4.20	-47.9	≤-15.8	PASS	
			30~1000	4.30	-55.38	≤-15.7	PASS	
Ant3		2442	1000~26500	4.30	-48.96	≤-15.7	PASS	
			30~1000	2.47	-56.17	≤-17.53	PASS	
Ant5		2442	1000~26500	2.47	-48.69	≤-17.53	PASS	
			30~1000	1.70	-56.83	≤-18.3	PASS	
Ant3		2447	1000~26500	1.70	-49.07	≤-18.3	PASS	
			30~1000	-0.43	-56.58	≤-20.43	PASS	
Ant5		2447	1000~26500	-0.43	-48.94	≤-20.43	PASS	
			30~1000	-1.20	-56.3	≤-21.2	PASS	
Ant3		2452	1000~26500	-1.20	-48.47	≤-21.2	PASS	
			30~1000	4.56	-56.54	≤-15.44	PASS	
Ant5		2452	1000~26500	4.56	-48.97	≤-15.44	PASS	
			30~1000	5.14	-56.12	≤-14.86	PASS	
			1000~26500	5.14	-48.53	≤-14.86	PASS	
			30~1000	5.14	-48.53	≤-14.86	PASS	

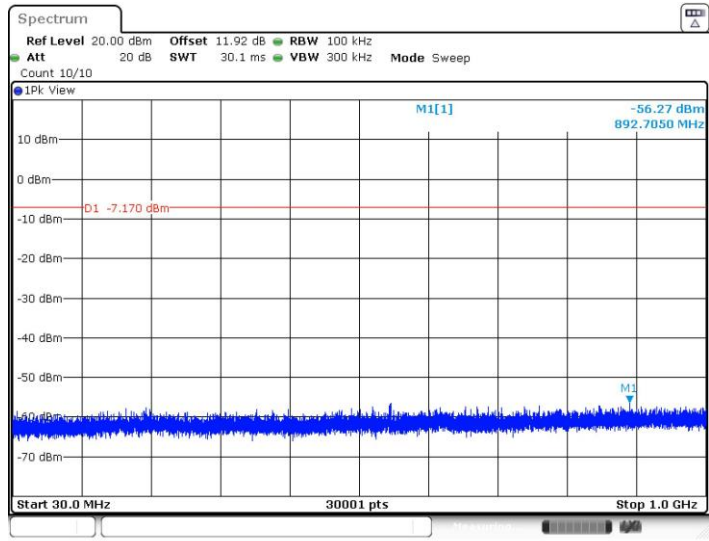


Test Graphs

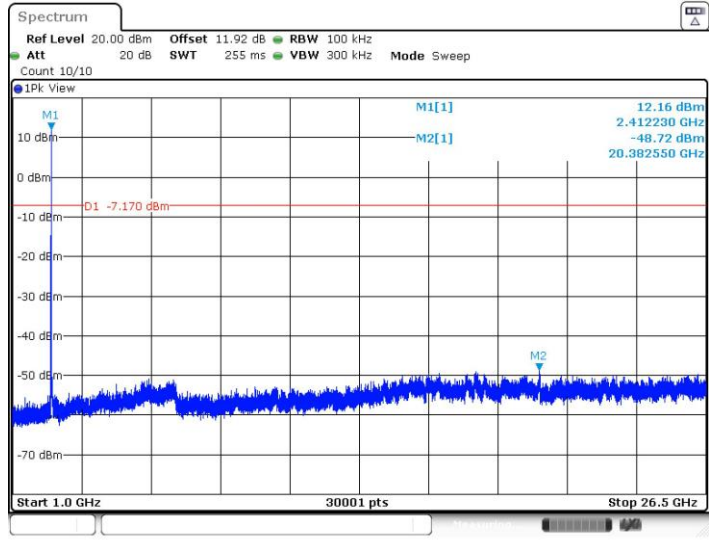


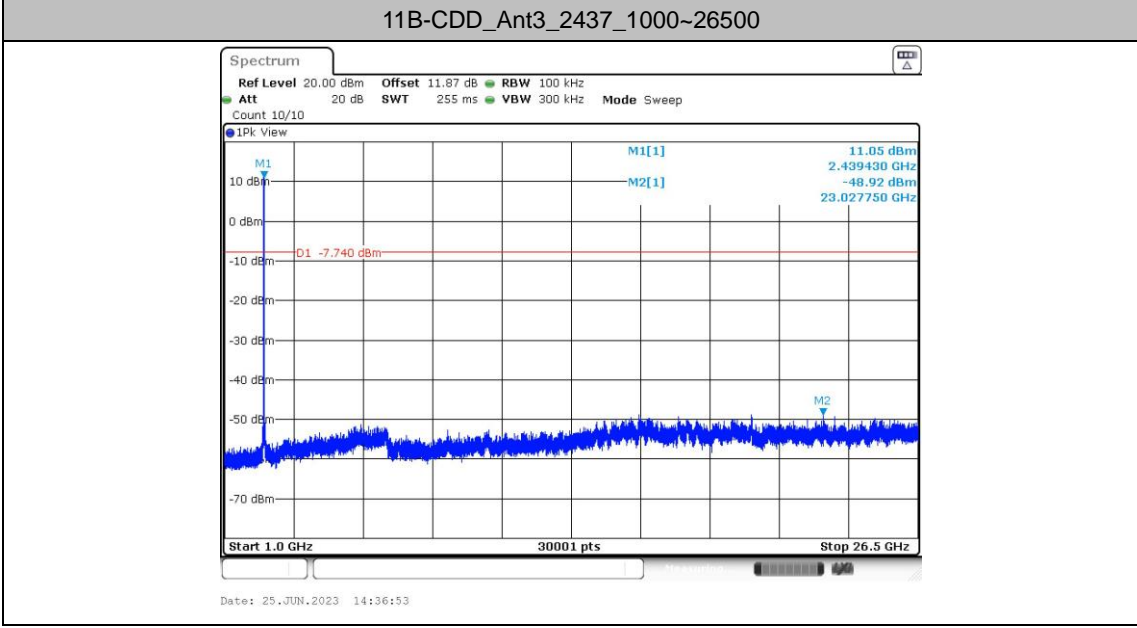
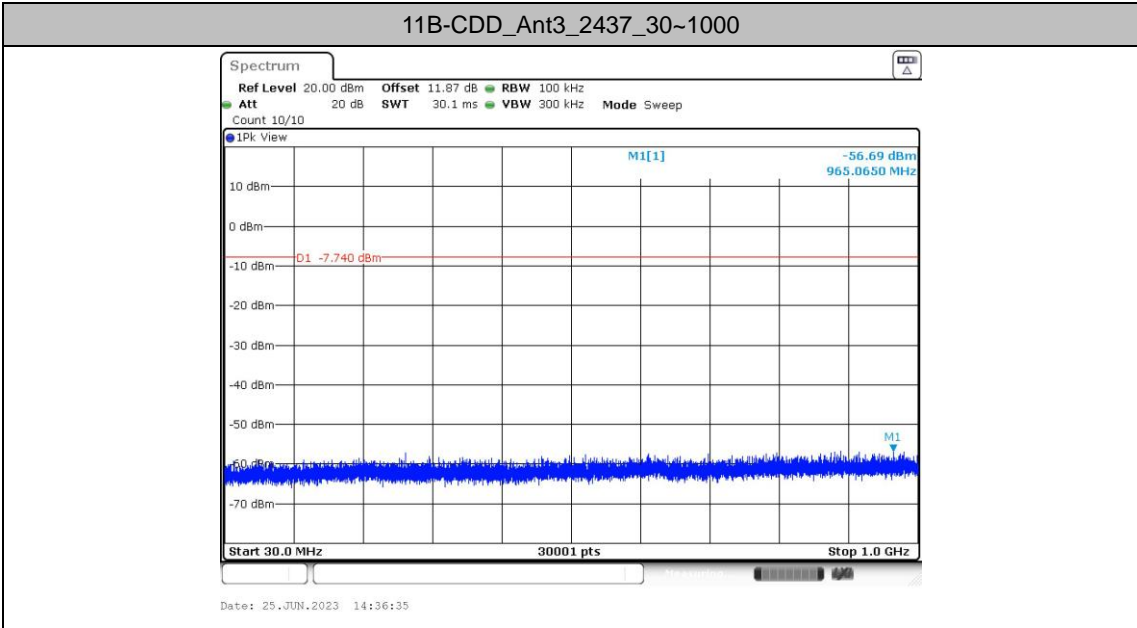


11B-CDD_Ant5_2412_30~1000



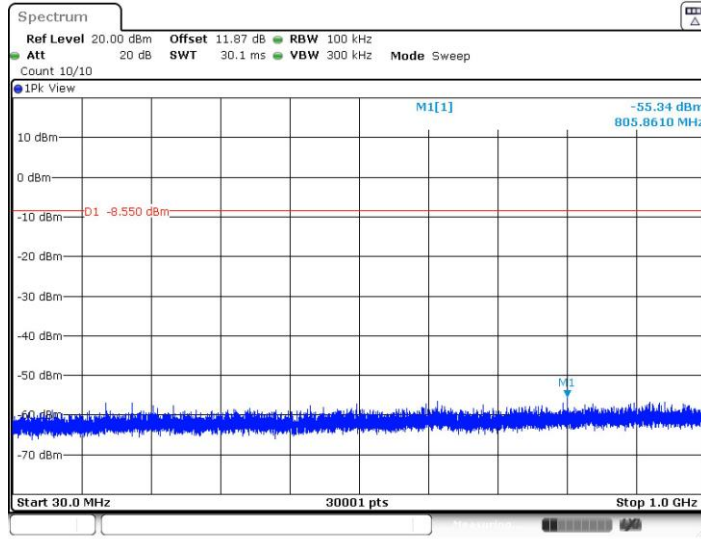
11B-CDD_Ant5_2412_1000~26500



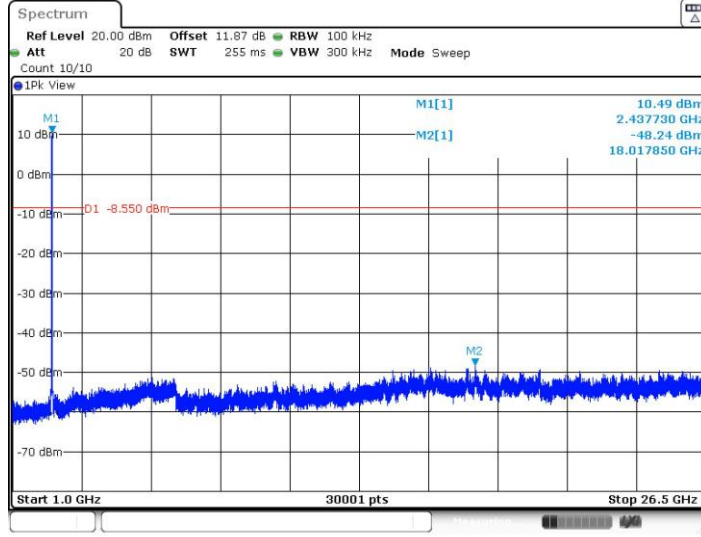




11B-CDD_Ant5_2437_30~1000

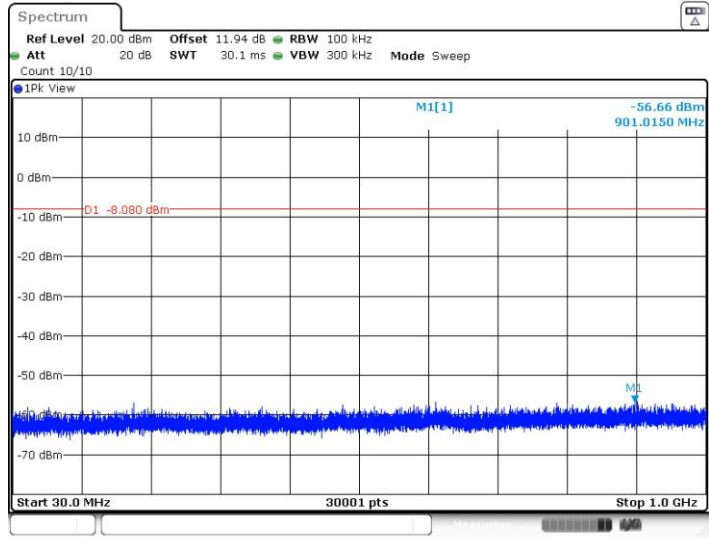


11B-CDD_Ant5_2437_1000~26500



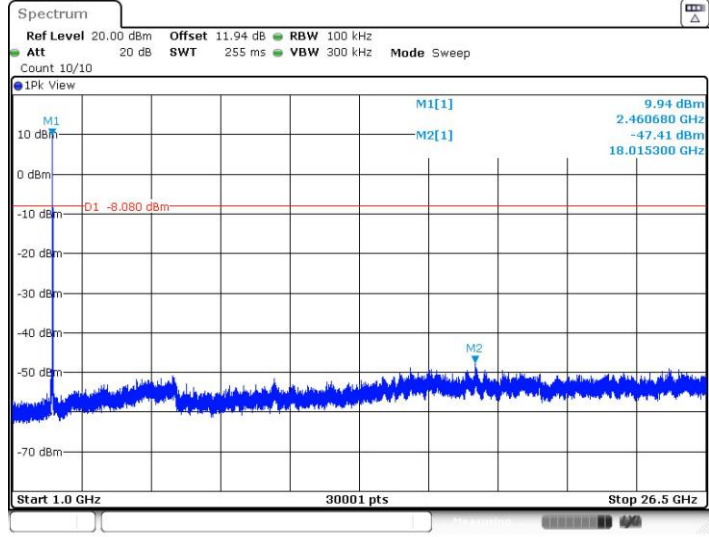


11B-CDD_Ant3_2462_30~1000



Date: 25.JUN.2023 14:39:05

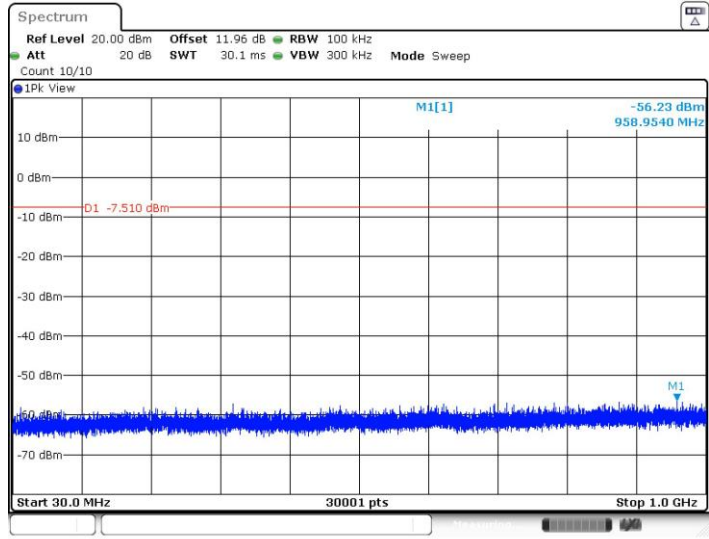
11B-CDD_Ant3_2462_1000~26500



Date: 25.JUN.2023 14:39:23

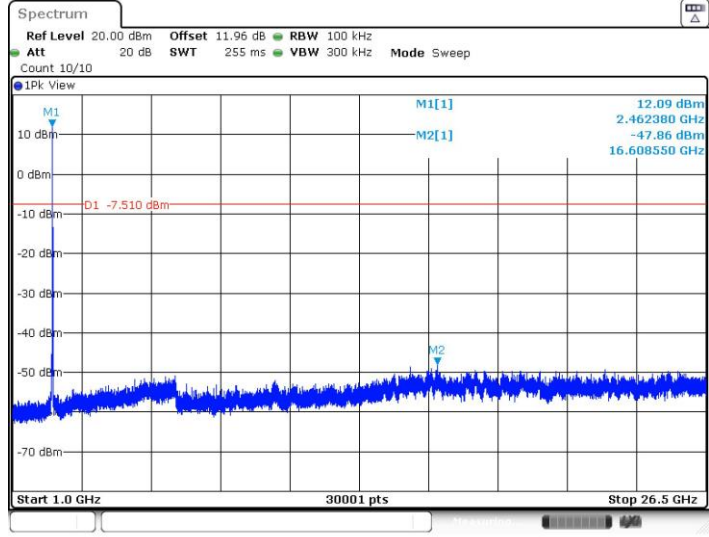


11B-CDD_Ant5_2462_30~1000



Date: 25.JUN.2023 14:40:19

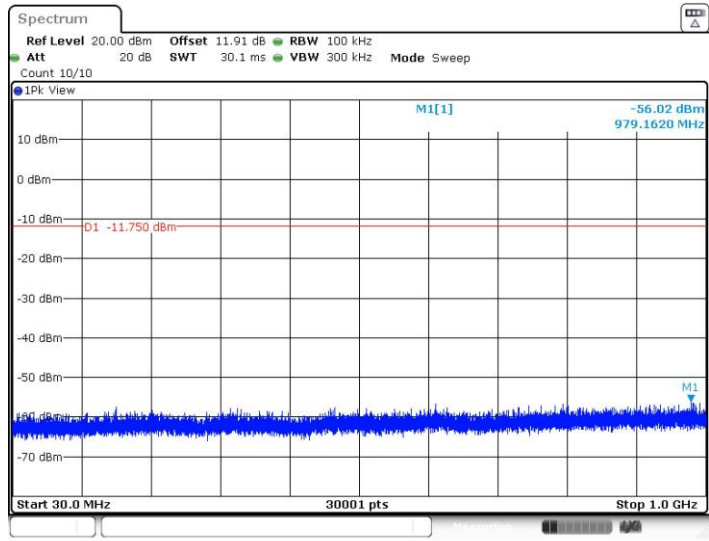
11B-CDD_Ant5_2462_1000~26500



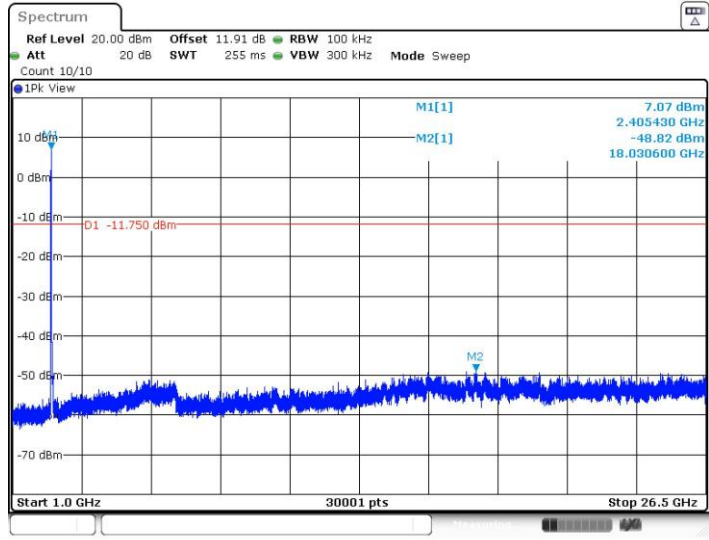
Date: 25.JUN.2023 14:40:36



11G-CDD_Ant3_2412_30~1000

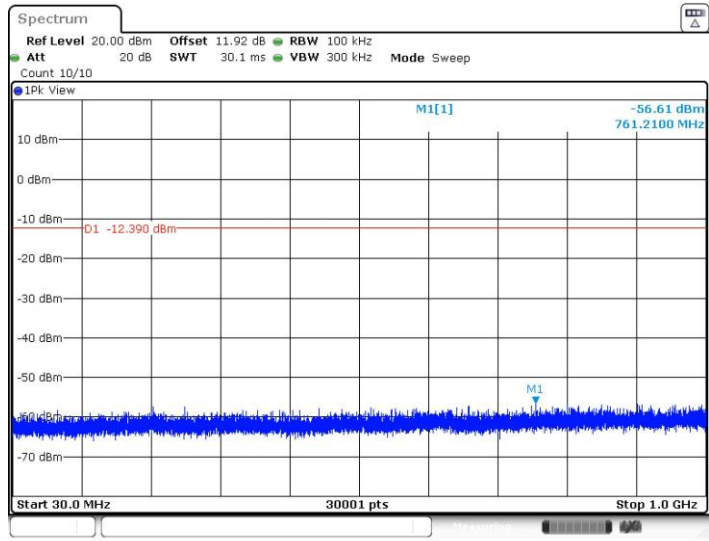


11G-CDD_Ant3_2412_1000~26500



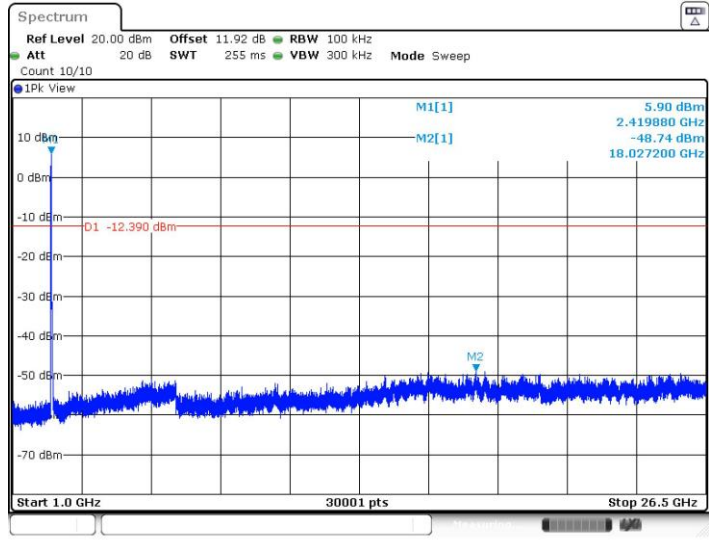


11G-CDD_Ant5_2412_30~1000



Date: 25.JUN.2023 14:43:15

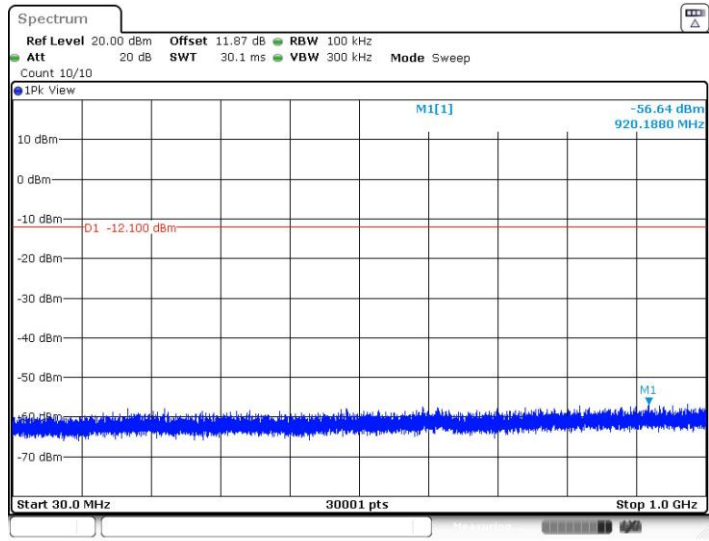
11G-CDD_Ant5_2412_1000~26500



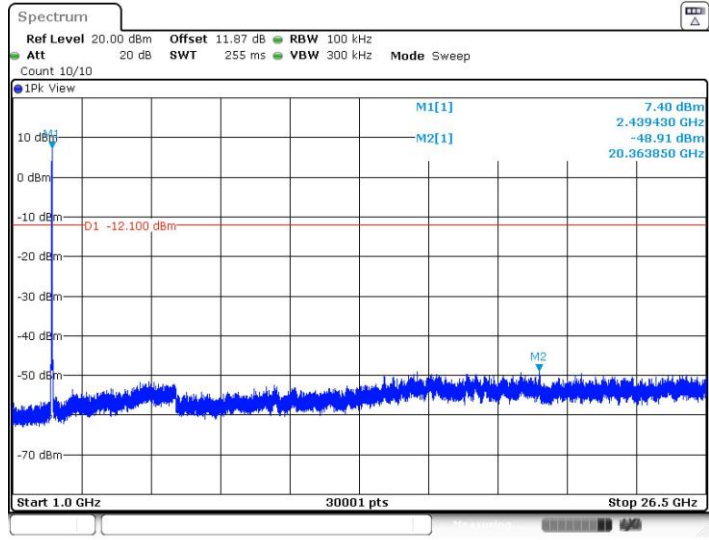
Date: 25.JUN.2023 14:43:32



11G-CDD_Ant3_2437_30~1000

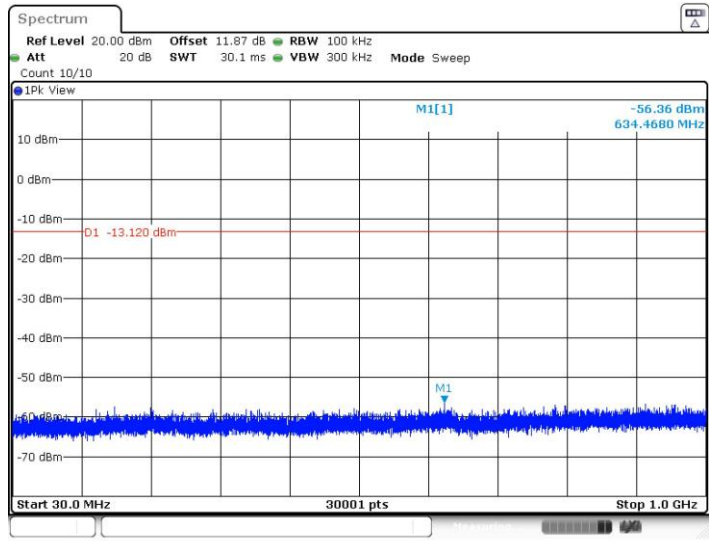


11G-CDD_Ant3_2437_1000~26500

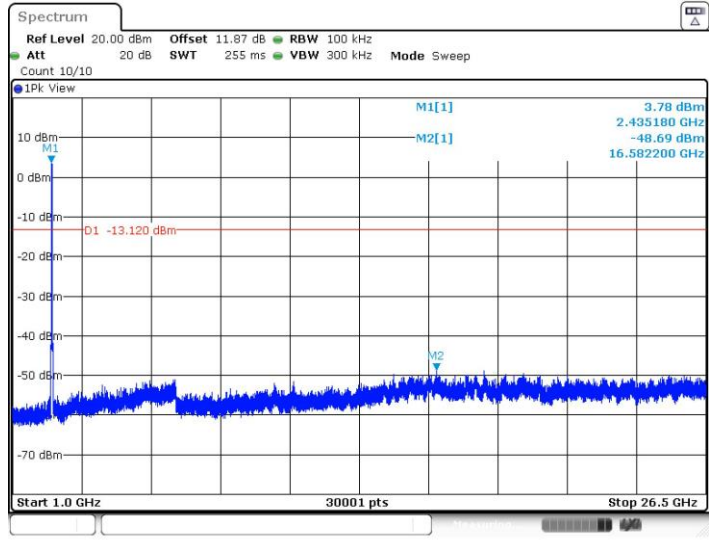




11G-CDD_Ant5_2437_30~1000

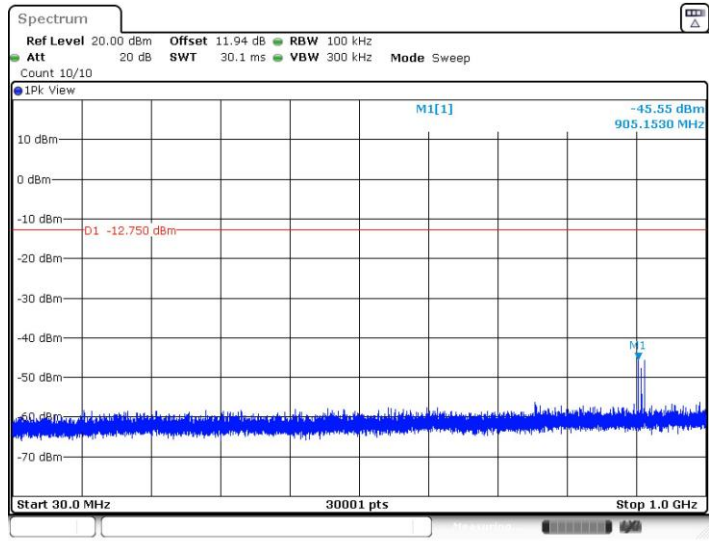


11G-CDD_Ant5_2437_1000~26500



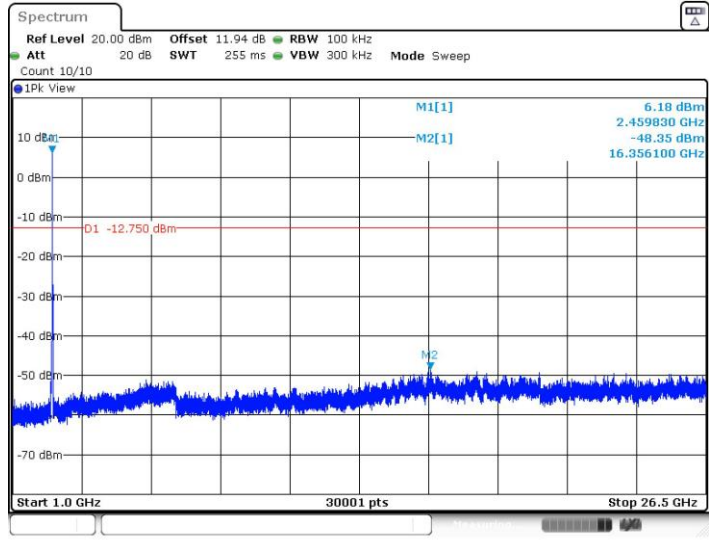


11G-CDD_Ant3_2457_30~1000



Date: 5.JUL.2023 16:47:33

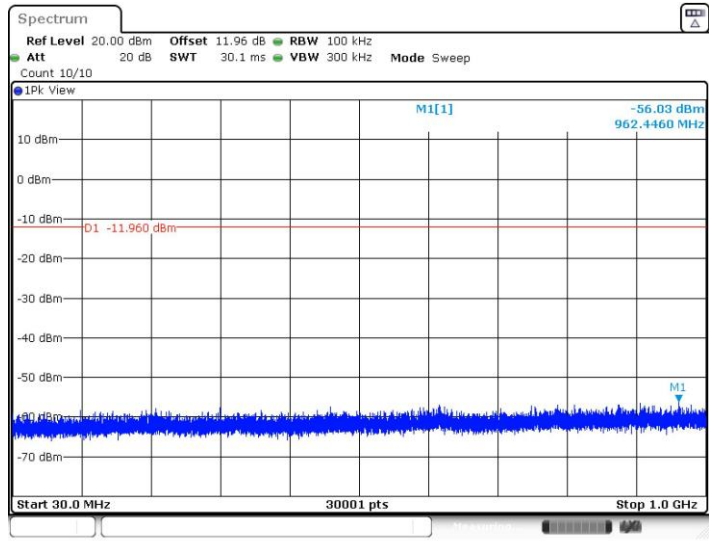
11G-CDD_Ant3_2457_1000~26500



Date: 5.JUL.2023 16:47:49

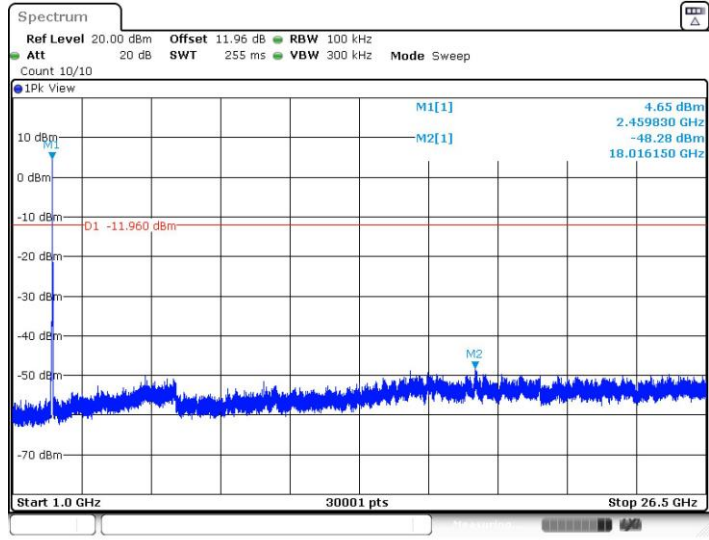


11G-CDD_Ant5_2457_30~1000



Date: 5.JUL.2023 16:48:42

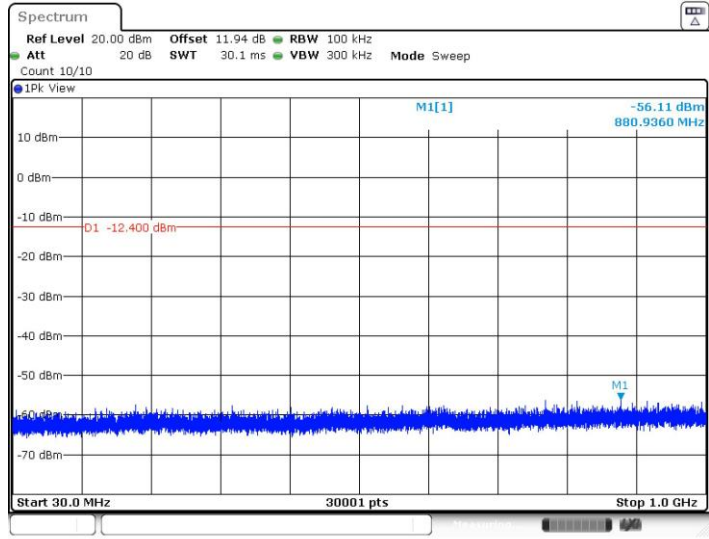
11G-CDD_Ant5_2457_1000~26500



Date: 5.JUL.2023 16:48:57

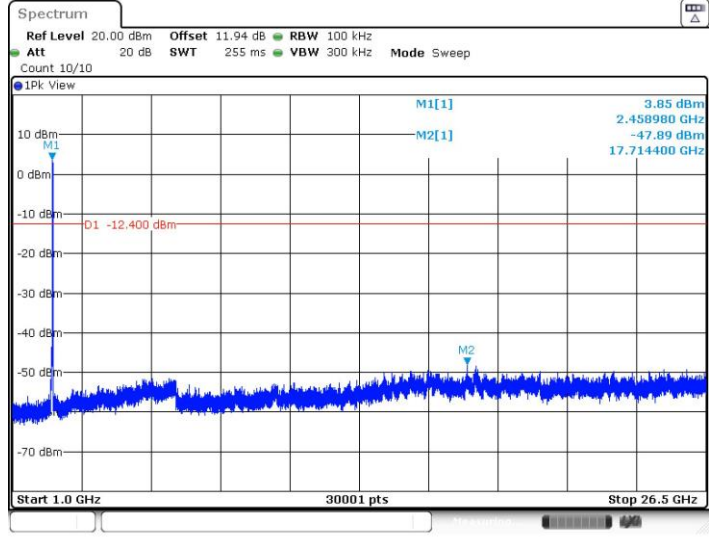


11G-CDD_Ant3_2462_30~1000



Date: 25.JUN.2023 14:47:12

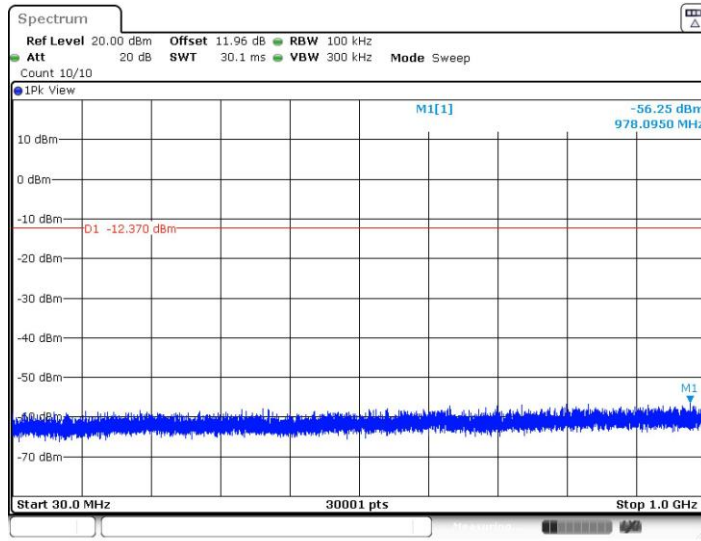
11G-CDD_Ant3_2462_1000~26500



Date: 25.JUN.2023 14:47:30

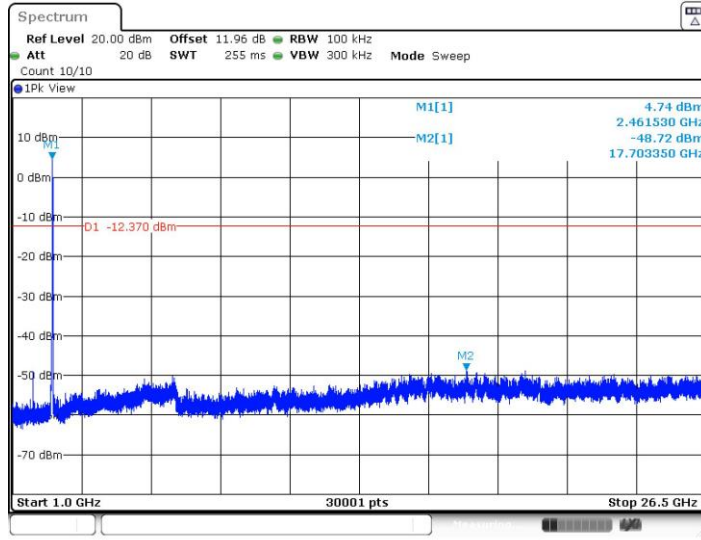


11G-CDD_Ant5_2462_30~1000



Date: 25.JUN.2023 14:48:26

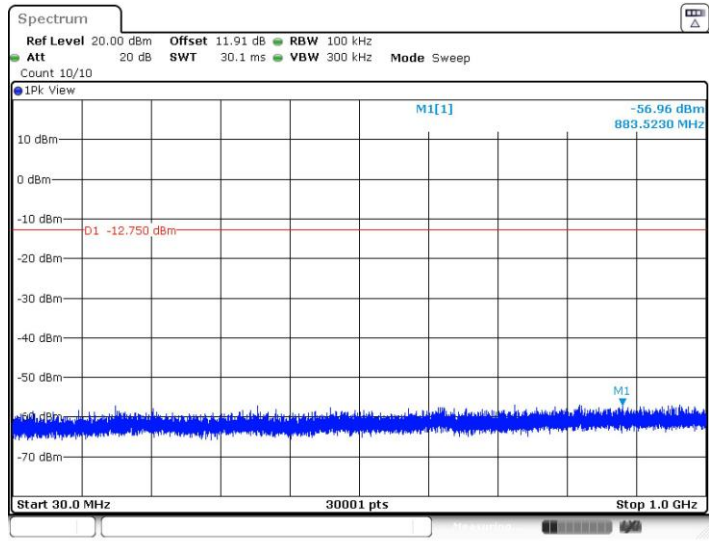
11G-CDD_Ant5_2462_1000~26500



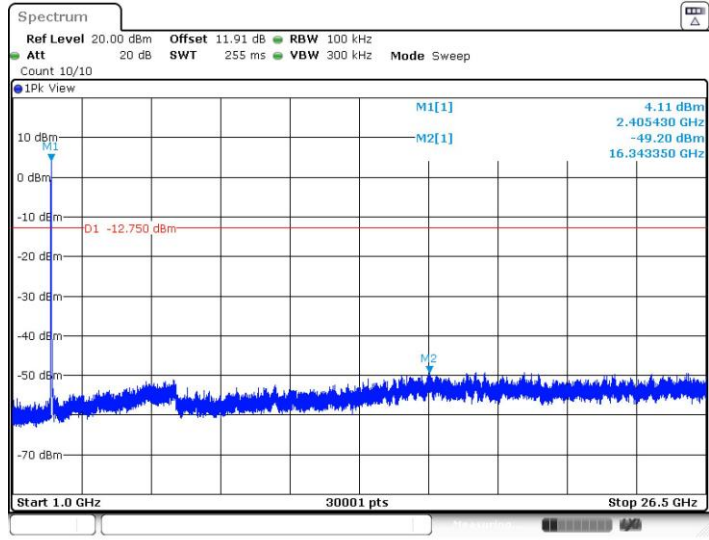
Date: 25.JUN.2023 14:48:44



11AX20MIMO_Ant3_2412_30~1000

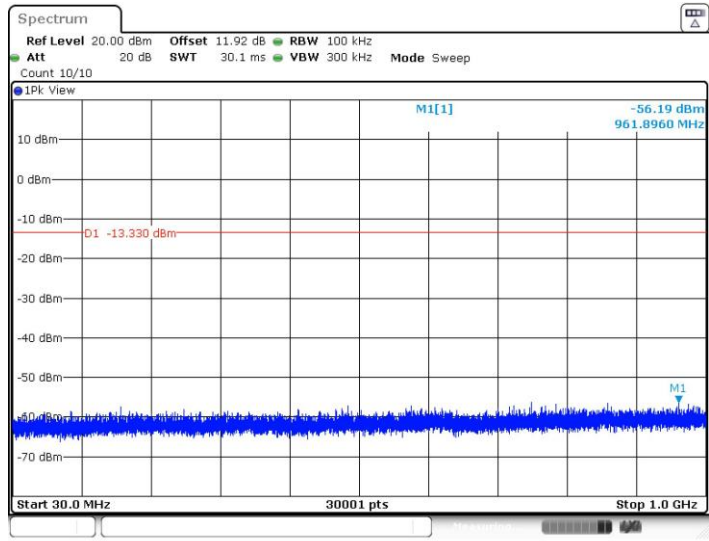


11AX20MIMO_Ant3_2412_1000~26500



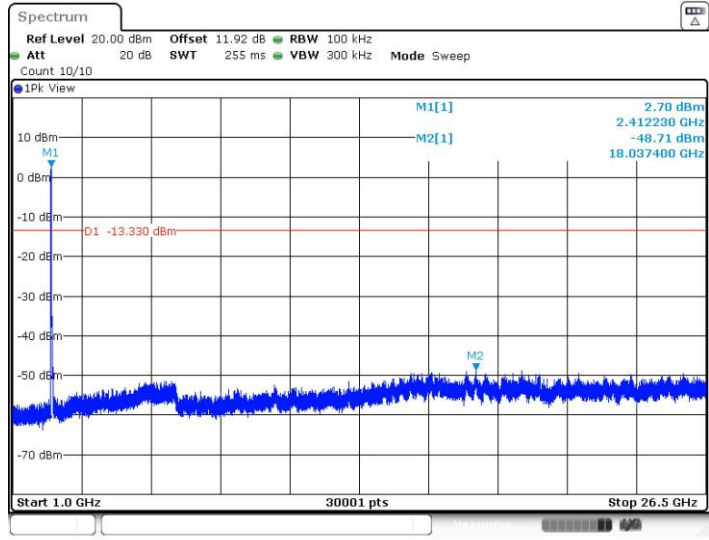


11AX20MIMO_Ant5_2412_30~1000



Date: 25.JUN.2023 14:51:44

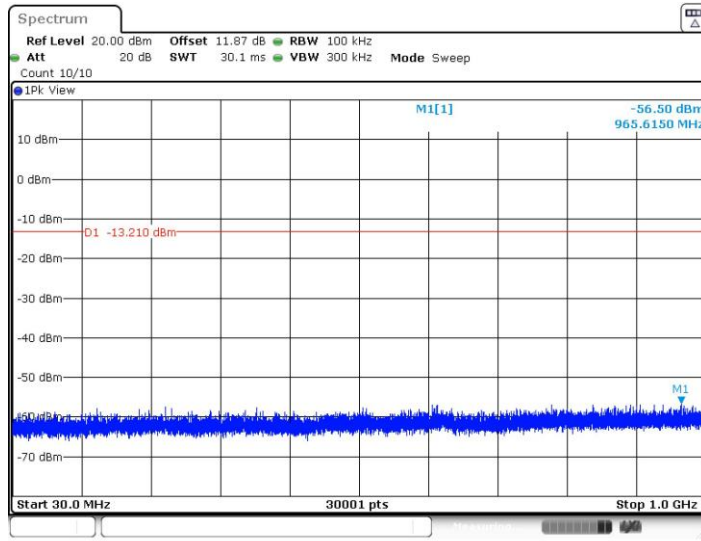
11AX20MIMO_Ant5_2412_1000~26500



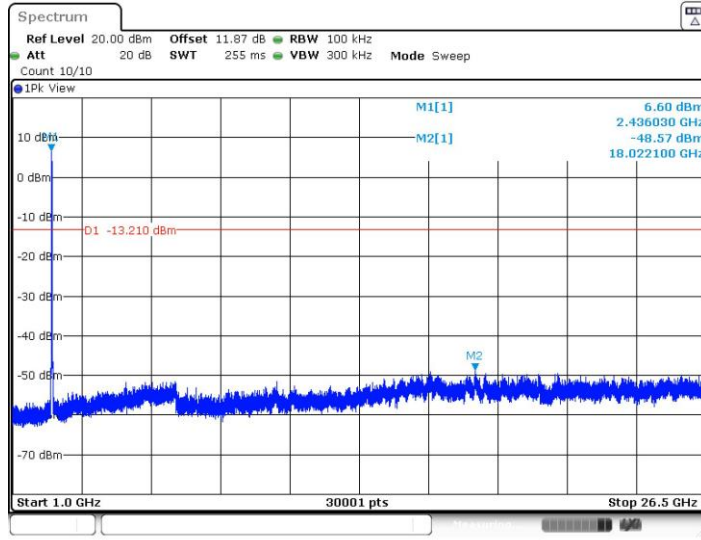
Date: 25.JUN.2023 14:52:02



11AX20MIMO_Ant3_2437_30~1000

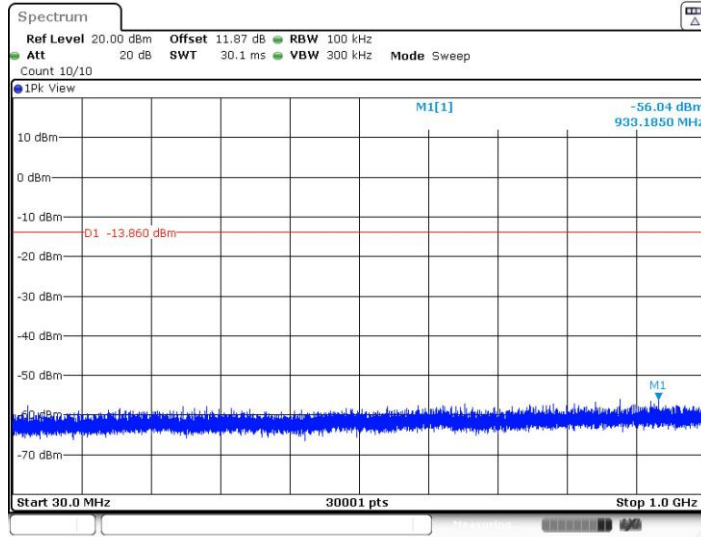


11AX20MIMO_Ant3_2437_1000~26500



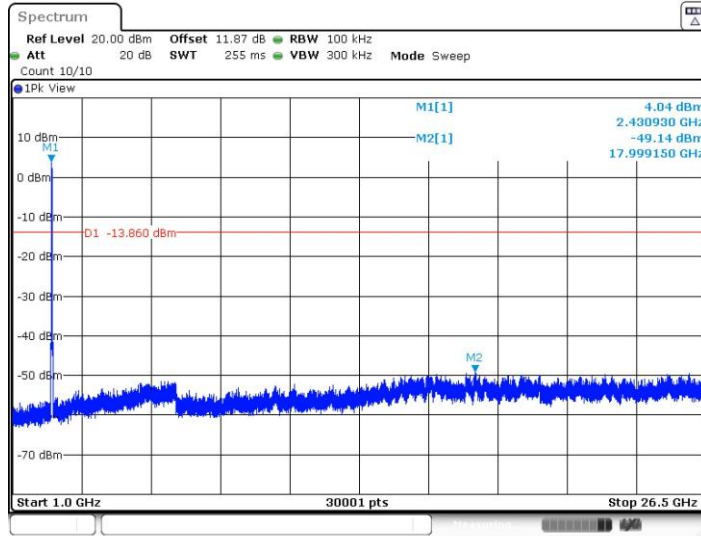


11AX20MIMO_Ant5_2437_30~1000



Date: 25.JUN.2023 14:54:07

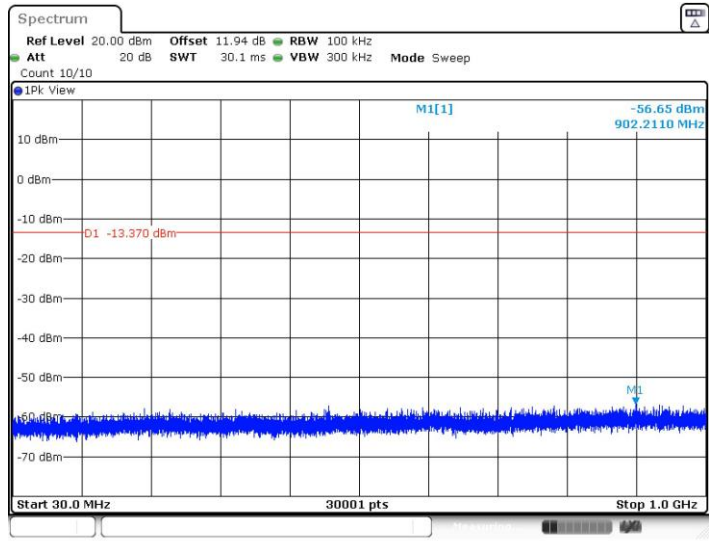
11AX20MIMO_Ant5_2437_1000~26500



Date: 25.JUN.2023 14:54:24

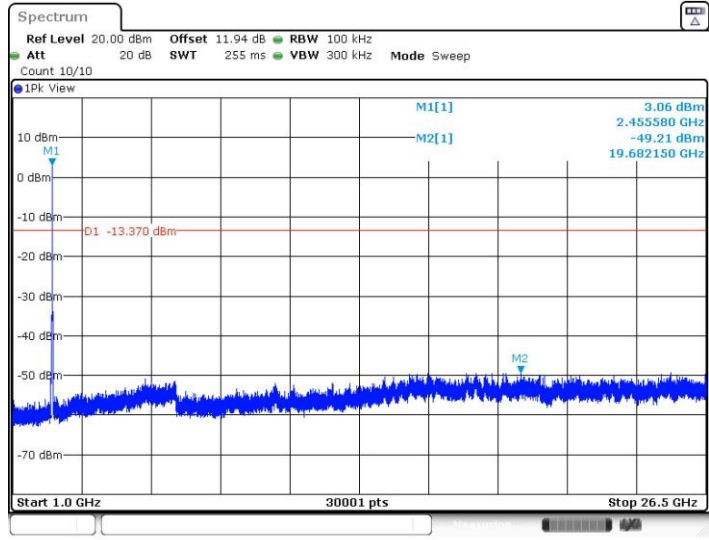


11AX20MIMO_Ant3_2452_30~1000



Date: 5.JUL.2023 16:51:37

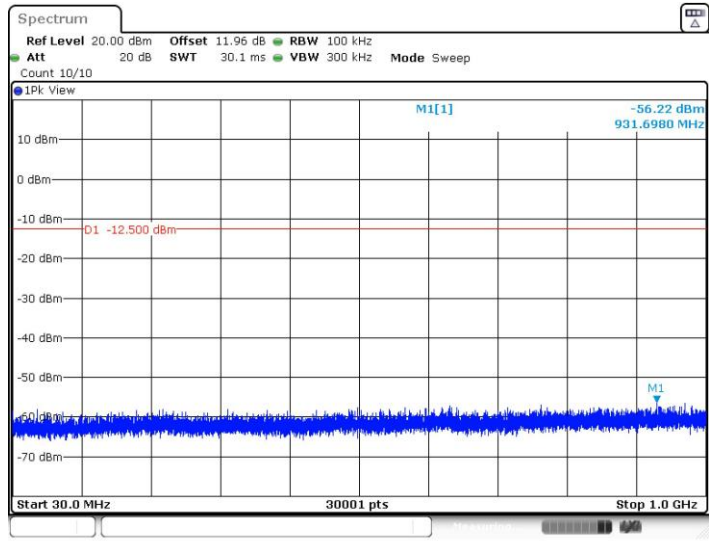
11AX20MIMO_Ant3_2452_1000~26500



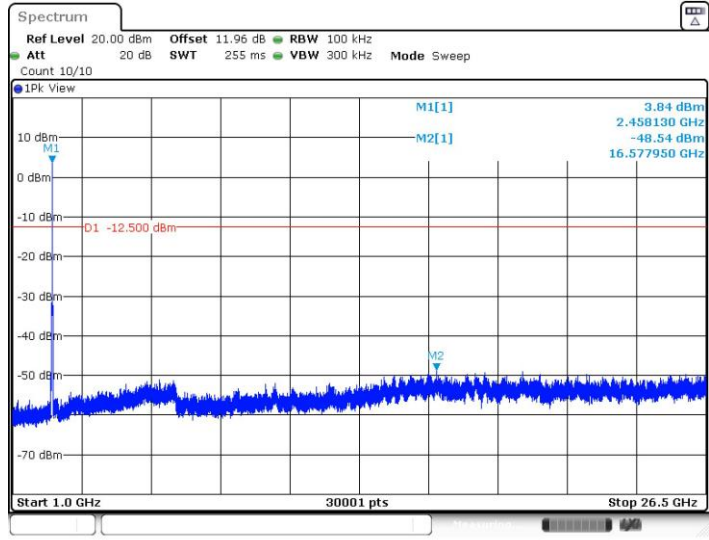
Date: 5.JUL.2023 16:51:52



11AX20MIMO_Ant5_2452_30~1000

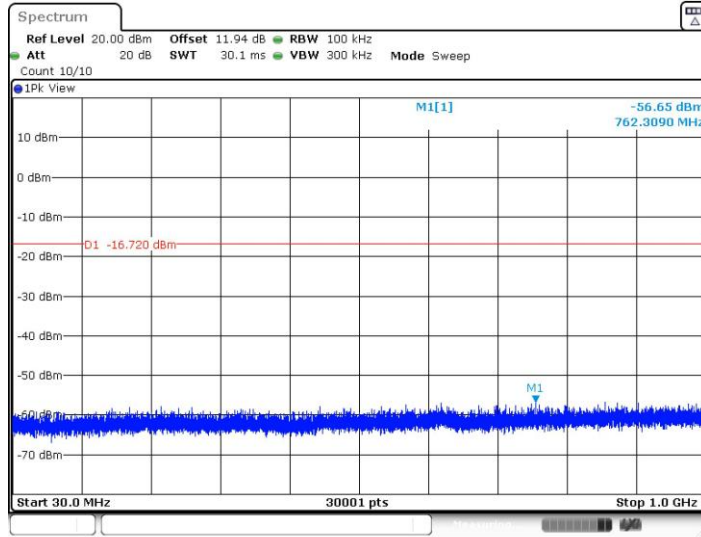


11AX20MIMO_Ant5_2452_1000~26500



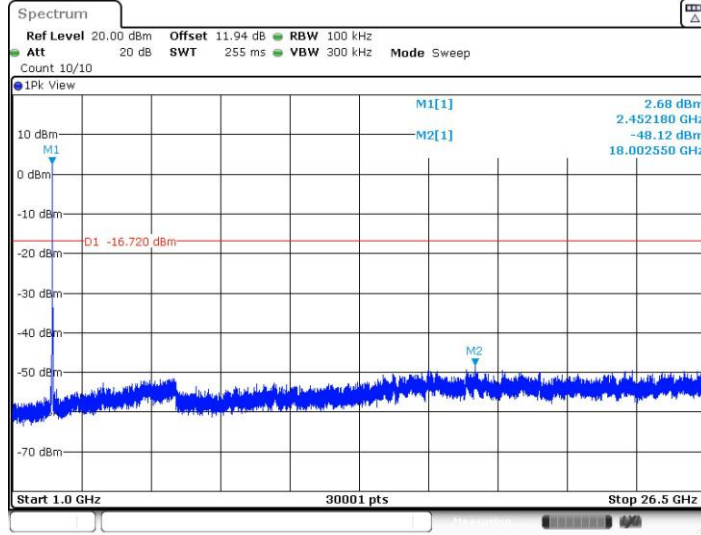


11AX20MIMO_Ant3_2457_30~1000



Date: 5.JUL.2023 16:57:10

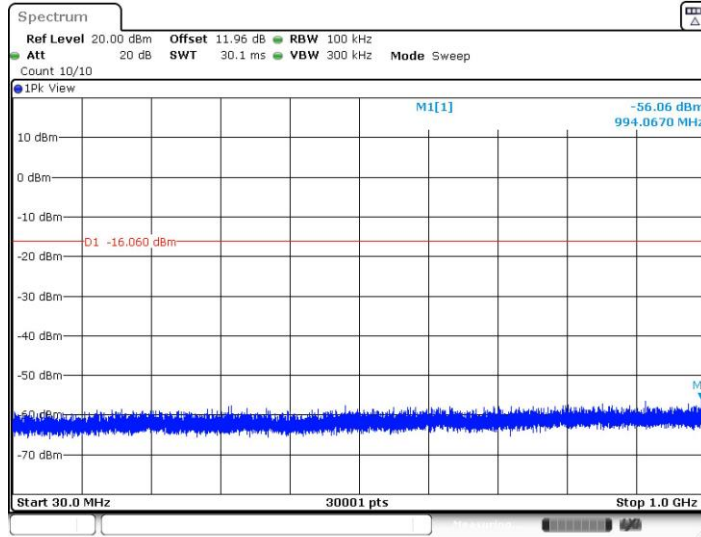
11AX20MIMO_Ant3_2457_1000~26500



Date: 5.JUL.2023 16:57:25

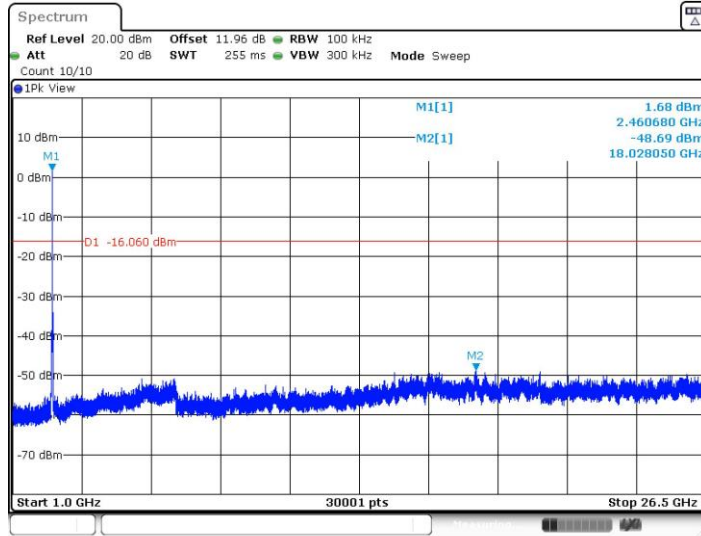


11AX20MIMO_Ant5_2457_30~1000



Date: 5.JUL.2023 16:58:17

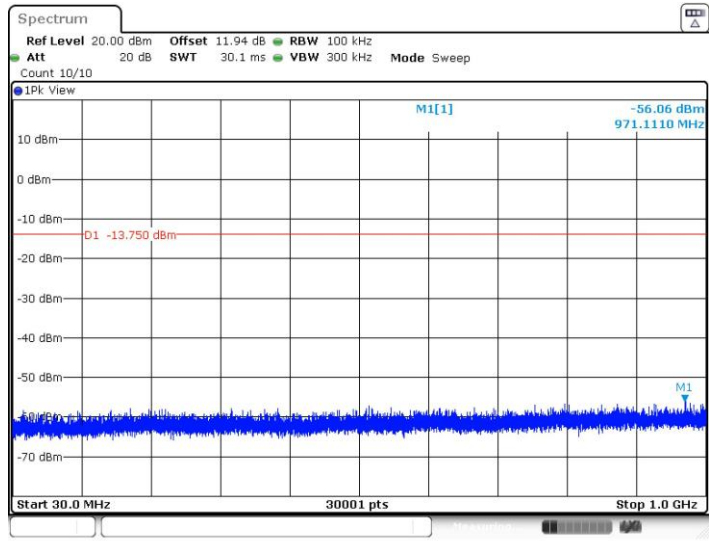
11AX20MIMO_Ant5_2457_1000~26500



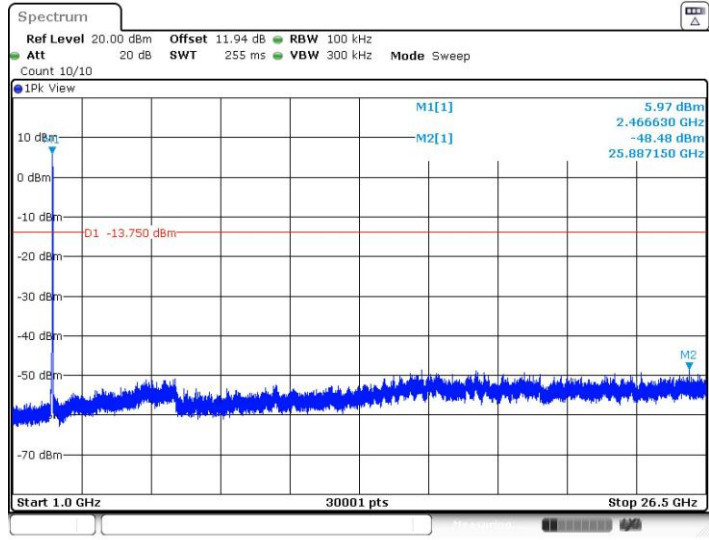
Date: 5.JUL.2023 16:58:32

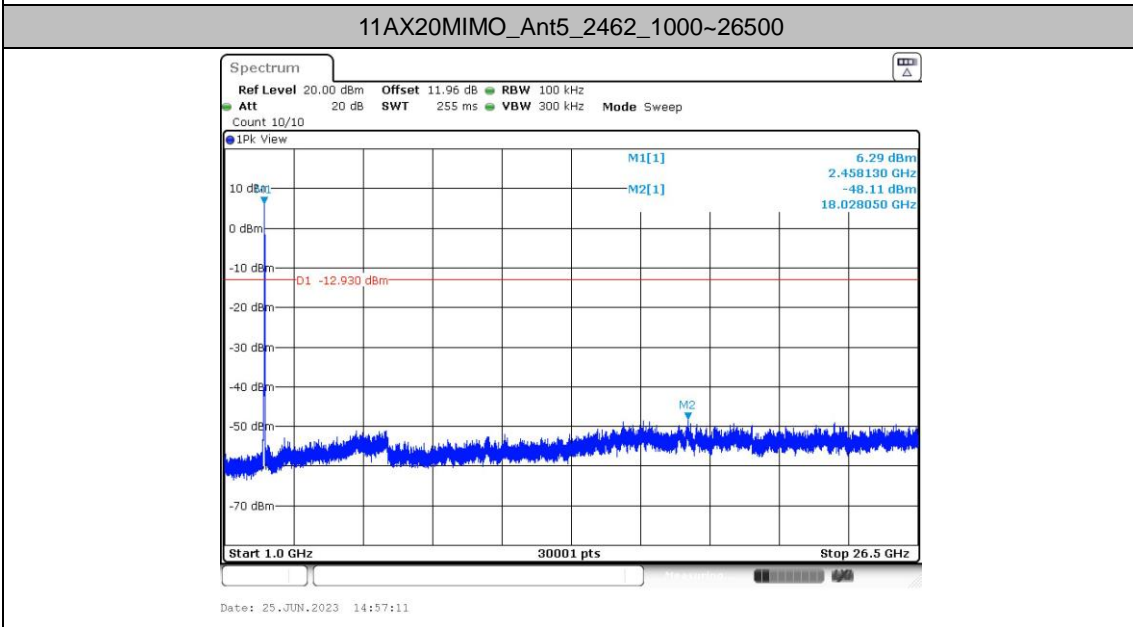
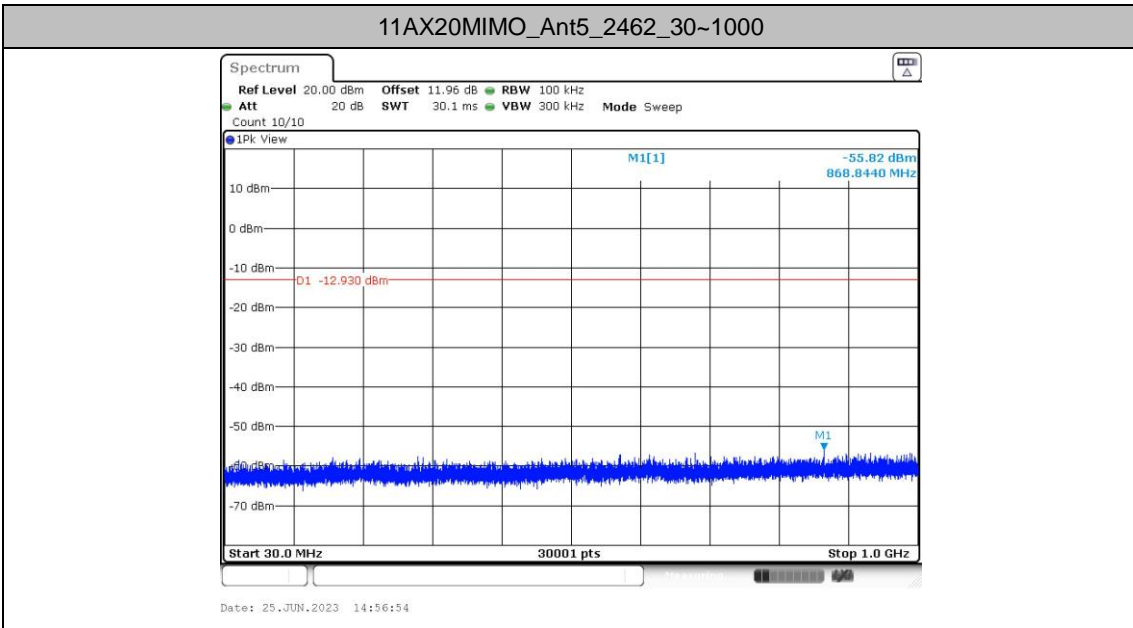


11AX20MIMO_Ant3_2462_30~1000



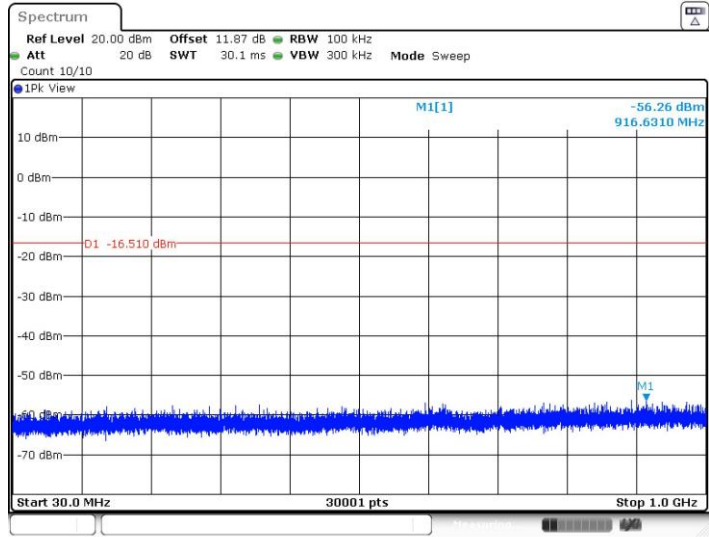
11AX20MIMO_Ant3_2462_1000~26500



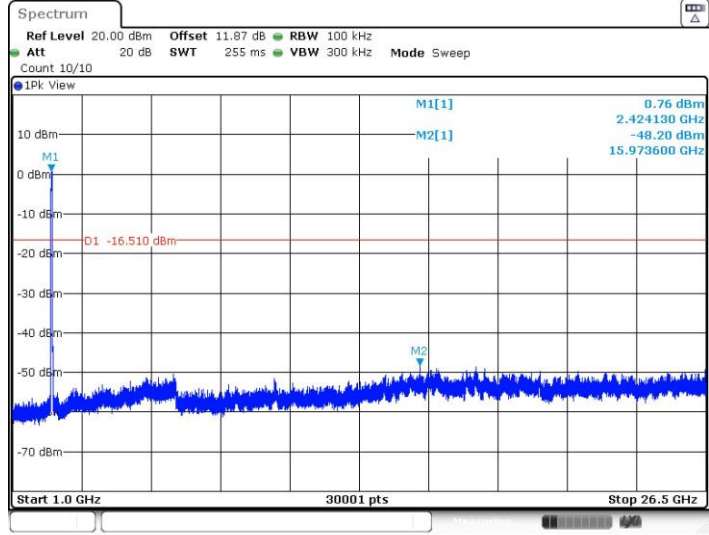




11AX40MIMO_Ant3_2422_30~1000

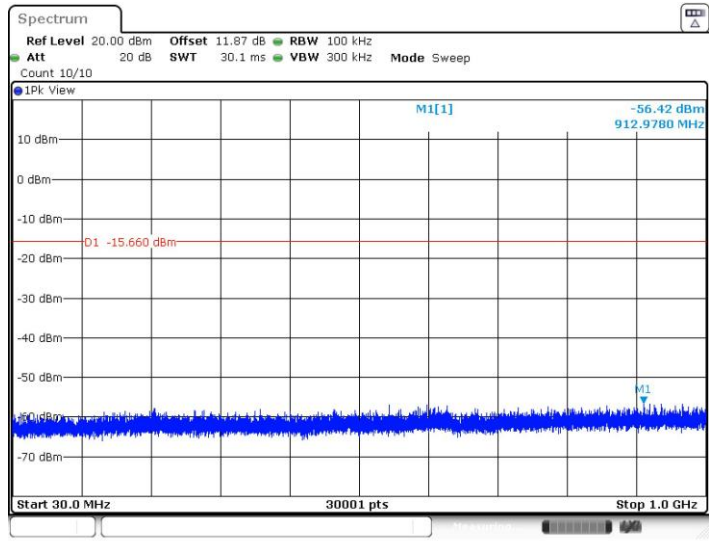


11AX40MIMO_Ant3_2422_1000~26500

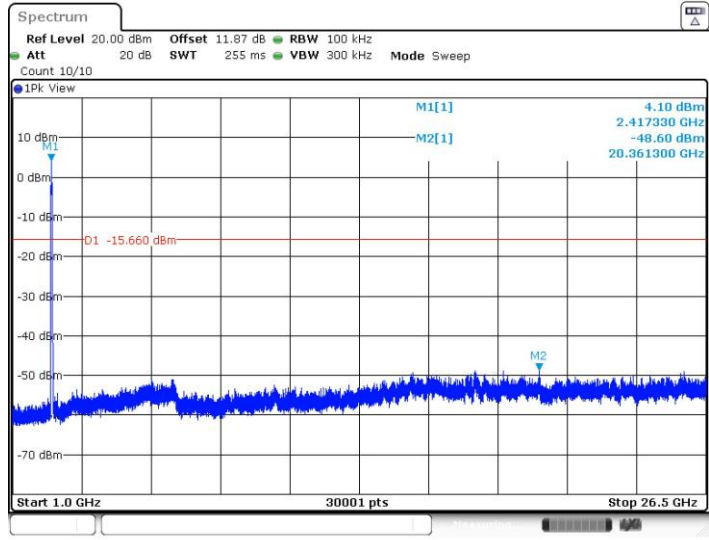




11AX40MIMO_Ant5_2422_30~1000

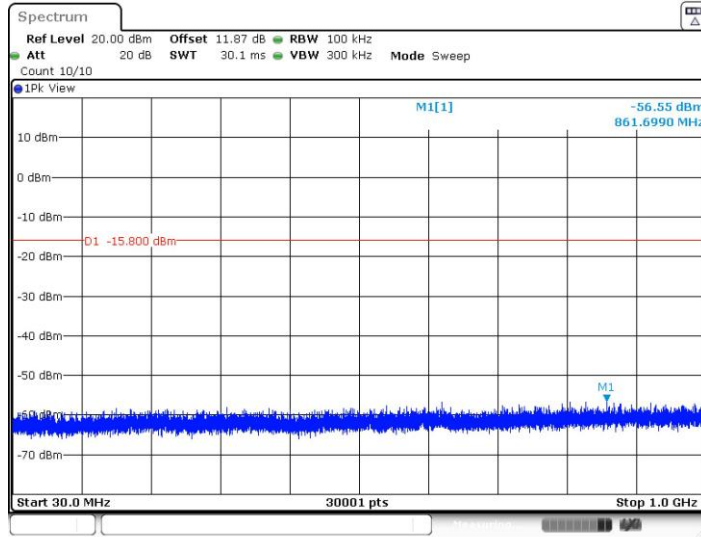


11AX40MIMO_Ant5_2422_1000~26500

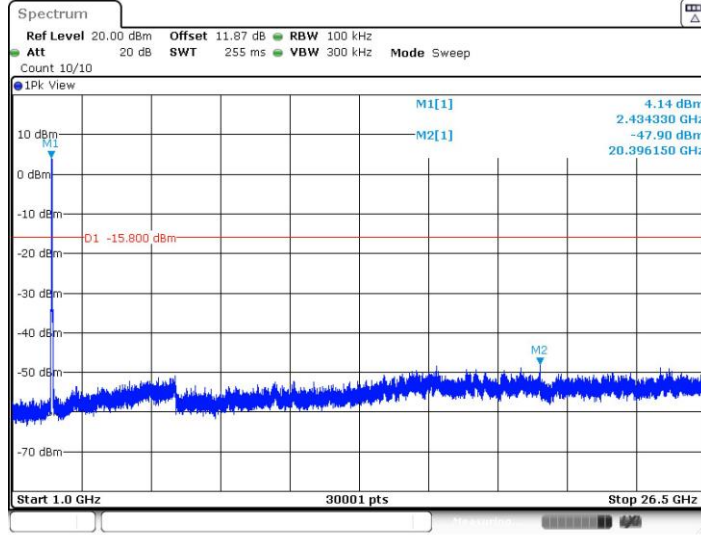




11AX40MIMO_Ant3_2437_30~1000

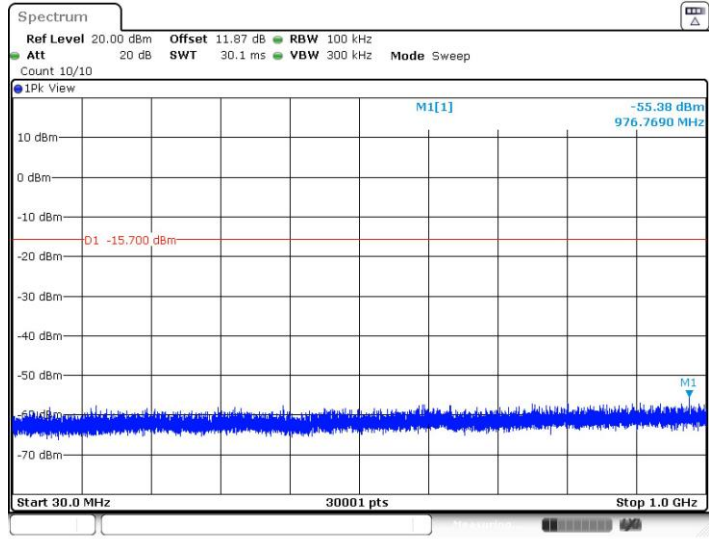


11AX40MIMO_Ant3_2437_1000~26500



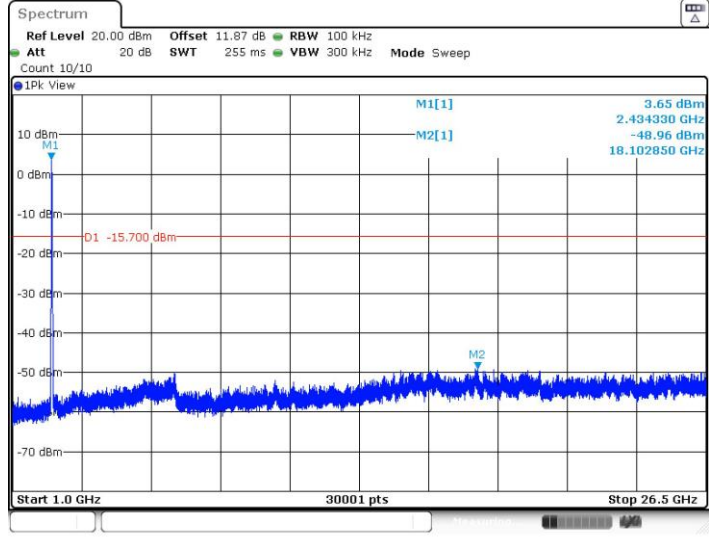


11AX40MIMO_Ant5_2437_30~1000



Date: 25 JUN.2023 15:03:29

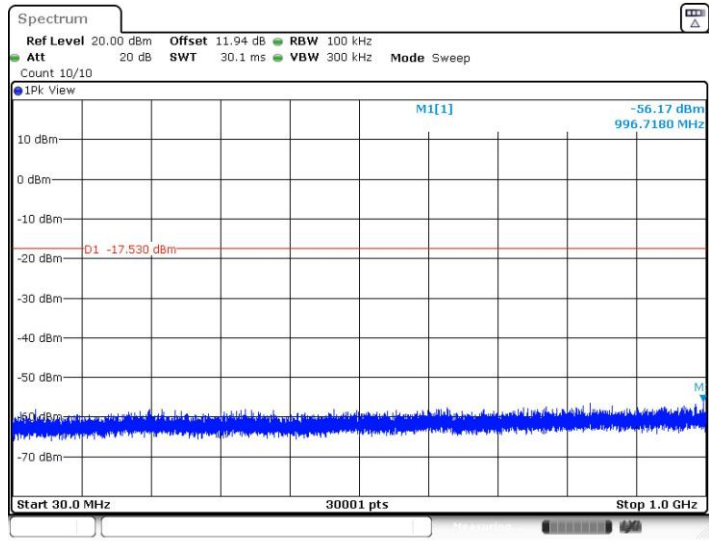
11AX40MIMO_Ant5_2437_1000~26500



Date: 25 JUN.2023 15:03:46

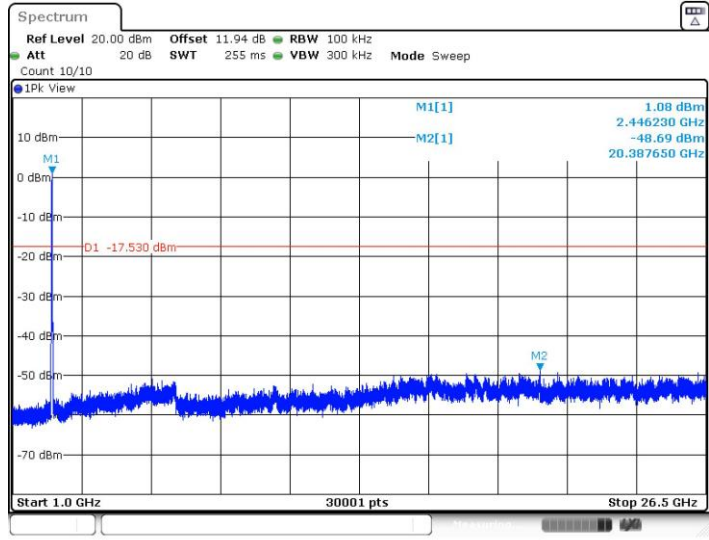


11AX40MIMO_Ant3_2442_30~1000



Date: 5.JUL.2023 17:01:25

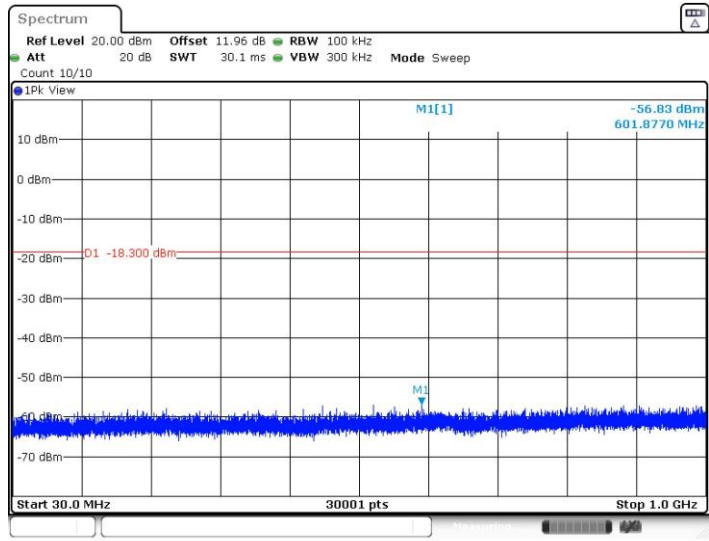
11AX40MIMO_Ant3_2442_1000~26500



Date: 5.JUL.2023 17:01:40

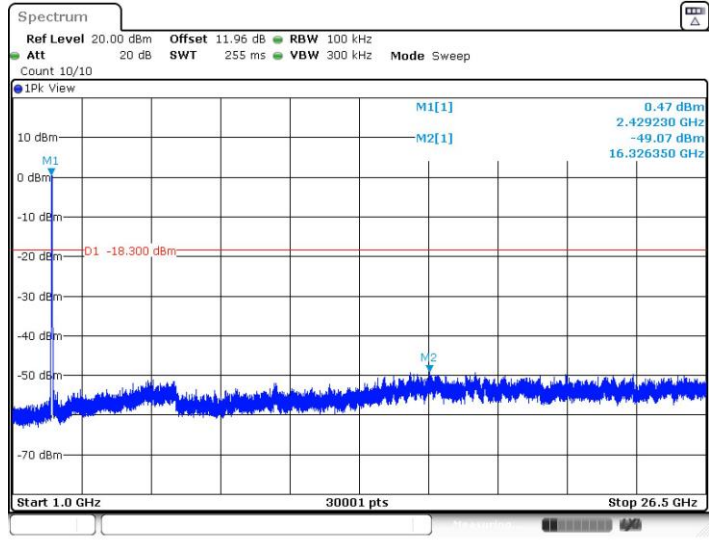


11AX40MIMO_Ant5_2442_30~1000



Date: 5.JUL.2023 17:02:32

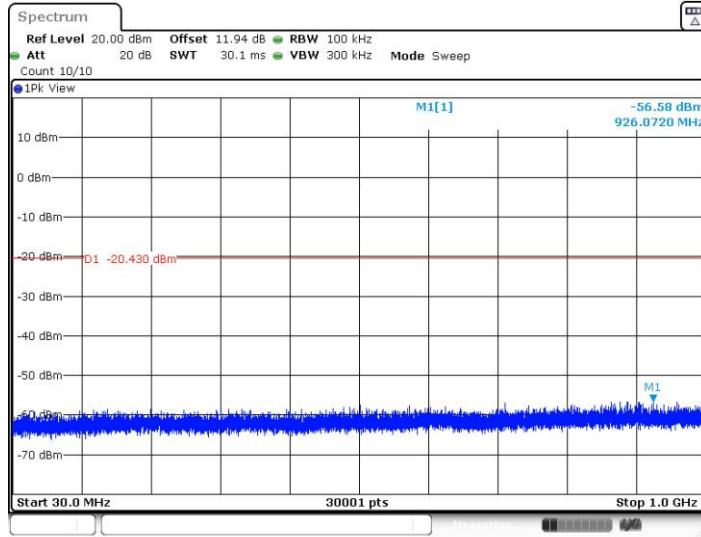
11AX40MIMO_Ant5_2442_1000~26500



Date: 5.JUL.2023 17:02:47

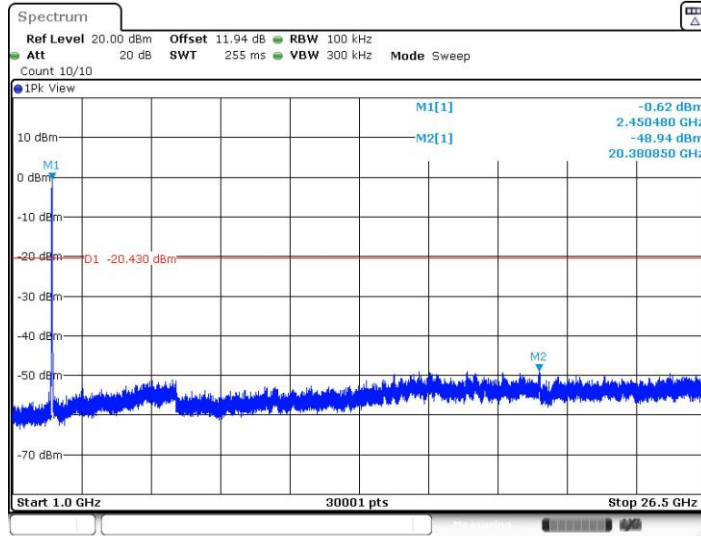


11AX40MIMO_Ant3_2447_30~1000



Date: 5.JUL.2023 17:03:52

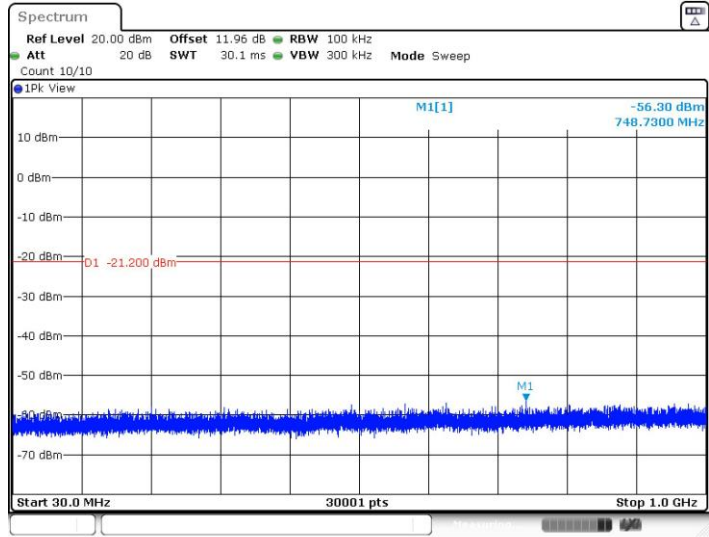
11AX40MIMO_Ant3_2447_1000~26500



Date: 5.JUL.2023 17:04:08

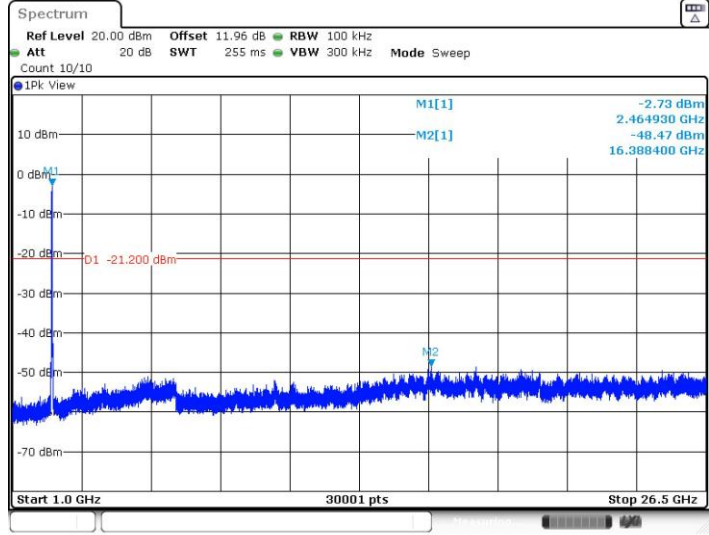


11AX40MIMO_Ant5_2447_30~1000



Date: 5.JUL.2023 17:05:00

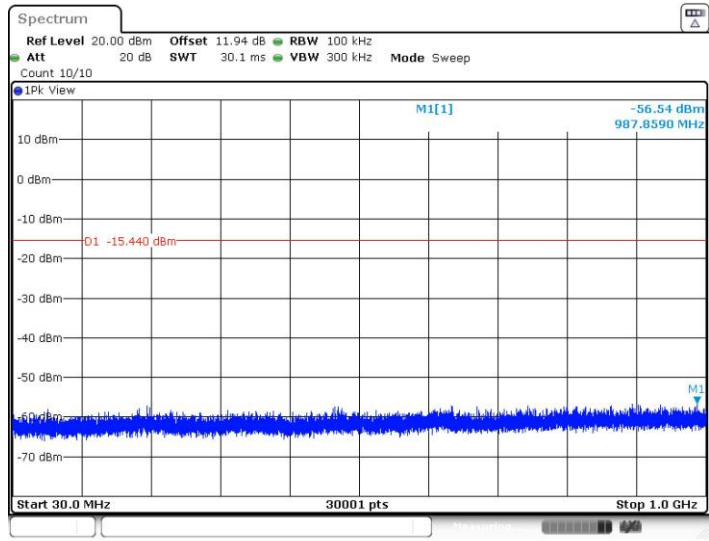
11AX40MIMO_Ant5_2447_1000~26500



Date: 5.JUL.2023 17:05:15

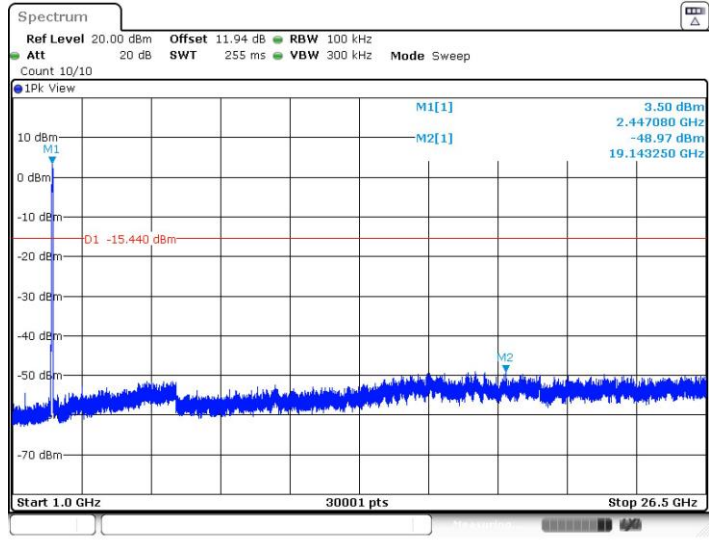


11AX40MIMO_Ant3_2452_30~1000



Date: 25 JUN 2023 15:04:58

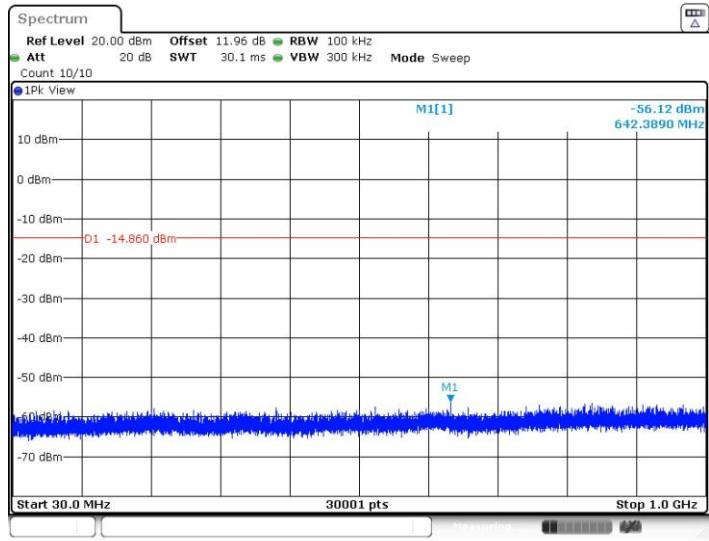
11AX40MIMO_Ant3_2452_1000~26500



Date: 25 JUN 2023 15:05:16

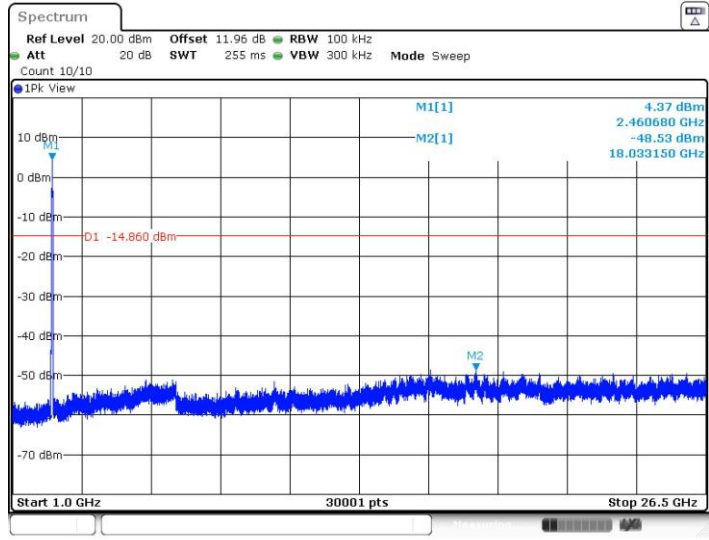


11AX40MIMO_Ant5_2452_30~1000



Date: 25 JUN 2023 15:06:12

11AX40MIMO_Ant5_2452_1000~26500

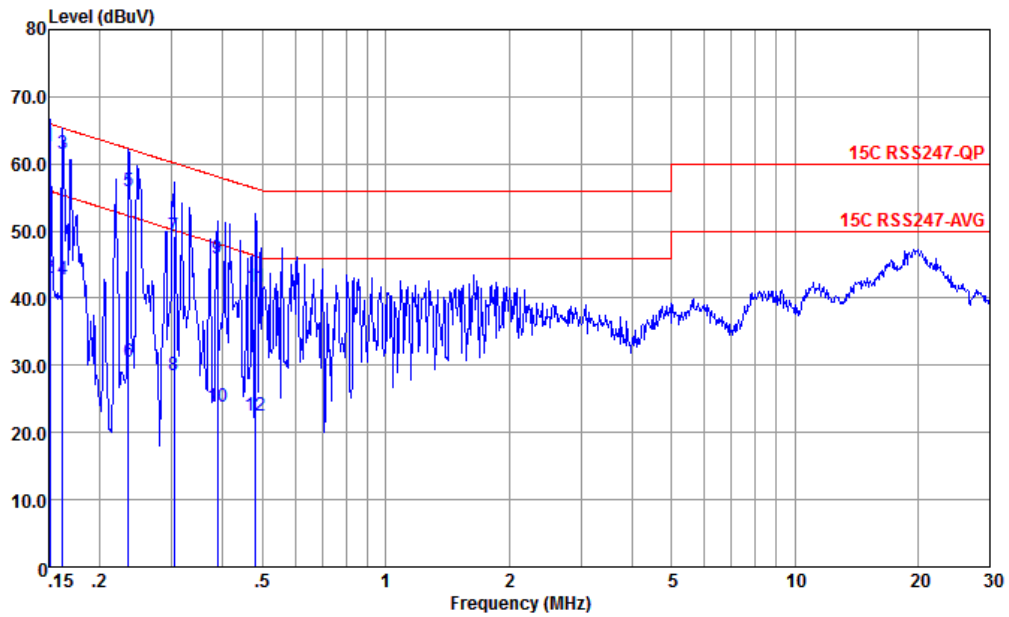


Date: 25 JUN 2023 15:06:30



Appendix B. AC Conducted Emission Test Results

Test Engineer :	Amos Zhang	Temperature :	25.3~26.2°C
		Relative Humidity :	38~40%
Test Voltage :	120Vac / 60Hz	Phase :	Line
Remark :	All emissions not reported here are more than 10 dB below the prescribed limit.		

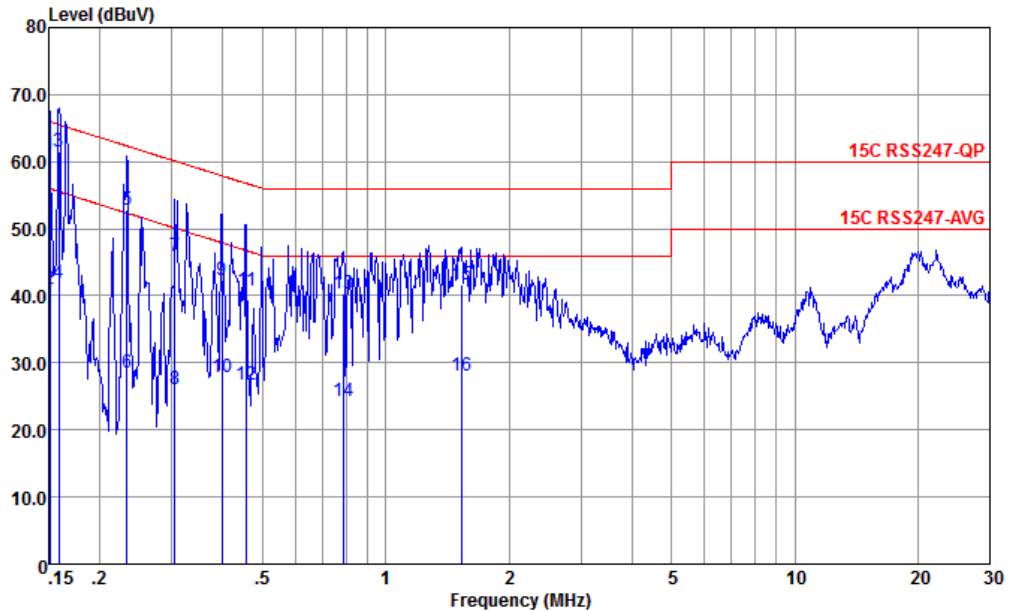


Site : CO01-KS
 Condition : 15C RSS247-QP LISN-060105-L 2023 LINE

	Freq	Level	Over	Limit	Read	LISN	Cable	
	MHz	dBuV	Limit	Line	Level	Factor	Loss	Remark
			dB	dBuV	dBuV	dB	dB	
1 *	0.151	62.58	-3.38	65.96	52.10	0.05	10.43	QP
2	0.151	43.08	-12.88	55.96	32.60	0.05	10.43	Average
3	0.162	61.57	-3.77	65.34	51.10	0.04	10.43	QP
4	0.162	42.77	-12.57	55.34	32.30	0.04	10.43	Average
5	0.235	55.93	-6.33	62.26	45.51	0.03	10.39	QP
6	0.235	30.63	-21.63	52.26	20.21	0.03	10.39	Average
7	0.303	49.19	-10.96	60.15	38.80	0.04	10.35	QP
8	0.303	28.59	-21.56	50.15	18.20	0.04	10.35	Average
9	0.387	45.81	-12.31	58.12	35.50	0.00	10.31	QP
10	0.387	23.81	-24.31	48.12	13.50	0.00	10.31	Average
11	0.481	41.70	-14.62	56.32	31.50	-0.03	10.23	QP
12	0.481	22.40	-23.92	46.32	12.20	-0.03	10.23	Average



Test Engineer :	Amos Zhang	Temperature :	25.3~26.2°C
		Relative Humidity :	38~40%
Test Voltage :	120Vac / 60Hz	Phase :	Neutral
Remark :	All emissions not reported here are more than 10 dB below the prescribed limit.		



Site : CO01-KS
 Condition : 15C RSS247-QP LISN-060105-N 2023 NEUTRAL

	Freq	Level	Over Limit	Limit Line	Read Level	LISN Factor	Cable Loss	Remark
	MHz	dBuV	dB	dBuV	dBuV	dB	dB	
1	0.151	61.07	-4.89	65.96	50.60	0.04	10.43	QP
2	0.151	41.07	-14.89	55.96	30.60	0.04	10.43	Average
3 *	0.159	61.57	-3.95	65.52	51.10	0.04	10.43	QP
4	0.159	41.97	-13.55	55.52	31.50	0.04	10.43	Average
5	0.233	52.91	-9.44	62.35	42.50	0.02	10.39	QP
6	0.233	28.61	-23.74	52.35	18.20	0.02	10.39	Average
7	0.305	45.81	-14.29	60.10	35.50	-0.04	10.35	QP
8	0.305	26.11	-23.99	50.10	15.80	-0.04	10.35	Average
9	0.398	42.44	-15.46	57.90	32.20	-0.06	10.30	QP
10	0.398	27.74	-20.16	47.90	17.50	-0.06	10.30	Average
11	0.456	40.68	-16.08	56.76	30.49	-0.06	10.25	QP
12	0.456	26.78	-19.98	46.76	16.59	-0.06	10.25	Average
13	0.788	40.26	-15.74	56.00	30.20	-0.08	10.14	QP
14	0.788	24.26	-21.74	46.00	14.20	-0.08	10.14	Average
15	1.527	41.77	-14.23	56.00	31.80	-0.11	10.08	QP
16	1.527	28.17	-17.83	46.00	18.20	-0.11	10.08	Average

Note:

- Level(dBμV) = Read Level(dBμV) + LISN Factor(dB) + Cable Loss(dB)
- Over Limit(dB) = Level(dBμV) – Limit Line(dBμV)



Appendix C Radiated Spurious Emission Test Data

Mode	Band (MHz)	Antenna	Modulation	Channel	Frequency	Data Rate	RU	Remark
Mode 1	2400-2483.5	STBC 3+5	802.11b	01	2412	1Mbps	-	-
Mode 2	2400-2483.5	STBC 3+5	802.11b	06	2437	1Mbps	-	-
Mode 3	2400-2483.5	STBC 3+5	802.11b	11	2462	1Mbps	-	-
Mode 4	2400-2483.5	STBC 3+5	802.11g	01	2412	6Mbps	-	-
Mode 5	2400-2483.5	STBC 3+5	802.11g	06	2437	6Mbps	-	-
Mode 6	2400-2483.5	STBC 3+5	802.11g	10	2457	6Mbps	-	-
Mode 7	2400-2483.5	STBC 3+5	802.11g	11	2462	6Mbps	-	-
Mode 8	2400-2483.5	STBC 3+5	802.11ax HE20	01	2412	MCS0	-	-
Mode 9	2400-2483.5	STBC 3+5	802.11ax HE20	06	2437	MCS0	-	-
Mode 10	2400-2483.5	STBC 3+5	802.11ax HE20	09	2452	MCS0	-	-
Mode 11	2400-2483.5	STBC 3+5	802.11ax HE20	10	2457	MCS0	-	-



Radiated Spurious Emission Test Modes

Mode	Band (MHz)	Antenna	Modulation	Channel	Frequency	Data Rate	RU	Remark
Mode 12	2400-2483.5	STBC 3+5	802.11ax HE20	11	2462	MCS0	-	-
Mode 13	2400-2483.5	STBC 3+5	802.11ax HE20	01	2412	MCS0	RU26/0	-
Mode 14	2400-2483.5	STBC 3+5	802.11ax HE20	01	2412	MCS0	RU52/37	-
Mode 15	2400-2483.5	STBC 3+5	802.11ax HE20	01	2412	MCS0	RU106/53	-
Mode 16	2400-2483.5	STBC 3+5	802.11ax HE20	11	2462	MCS0	RU26/8	-
Mode 17	2400-2483.5	STBC 3+5	802.11ax HE20	11	2462	MCS0	RU52/40	-
Mode 18	2400-2483.5	STBC 3+5	802.11ax HE20	11	2462	MCS0	RU106/54	-
Mode 19	2400-2483.5	STBC 3+5	802.11ax HE40	03	2422	MCS0	-	-
Mode 20	2400-2483.5	STBC 3+5	802.11ax HE40	06	2437	MCS0	-	-
Mode 21	2400-2483.5	STBC 3+5	802.11ax HE40	07	2442	MCS0	-	-
Mode 22	2400-2483.5	STBC 3+5	802.11ax HE40	08	2447	MCS0	-	-
Mode 23	2400-2483.5	STBC 3+5	802.11ax HE40	09	2452	MCS0	-	-
Mode 24	2400-2483.5	STBC 3+5	802.11ax HE20	10	2457	MCS0	-	LF

Note: Only the worst case has assessed LF mode to test.



Summary of each worse mode

Mode	Modulation	Ch.	Freq. (MHz)	Level (dBuV/m)	Limit (dBuV/m)	Margin (dB)	Pol.	Peak Avg.	Result	Remark
1	802.11b	01	2389.95	40.76	54.00	-13.24	H	AVERAGE	Pass	Band Edge
1	802.11b	01	4824.00	41.35	74.00	-32.65	H	PEAK	Pass	Harmonic
2	802.11b	06	-	-	-	-	-	-	-	Band Edge
2	802.11b	06	7311.00	42.26	74.00	-31.74	H	Peak	Pass	Harmonic
3	802.11b	11	2483.50	43.42	54.00	-10.58	H	AVERAGE	Pass	Band Edge
3	802.11b	11	4924.00	46.76	74.00	-27.24	V	PEAK	Pass	Harmonic
4	802.11g	01	2389.95	49.68	54.00	-4.32	V	AVERAGE	Pass	Band Edge
4	802.11g	01	4824.00	41.75	74.00	-32.25	H	PEAK	Pass	Harmonic
5	802.11g	06	-	-	-	-	-	-	-	Band Edge
5	802.11g	06	7311.00	43.05	74.00	-30.95	V	PEAK	Pass	Harmonic
6	802.11g	10	2484.52	50.63	54.00	-3.37	H	AVERAGE	Pass	Band Edge



Summary of each worse mode

Mode	Modulation	Ch.	Freq. (MHz)	Level (dBuV/m)	Limit (dBuV/m)	Margin (dB)	Pol.	Peak Avg.	Result	Remark
6	802.11g	10	7369.50	45.29	74.00	-28.71	H	PEAK	Pass	Harmonic
7	802.11g	11	2483.56	43.92	54.00	-10.08	H	AVERAGE	Pass	Band Edge
7	802.11g	11	7386.00	44.57	74.00	-29.43	V	PEAK	Pass	Harmonic
8	802.11ax HE20	01	2388.65	50.41	54.00	-3.59	H	AVERAGE	Pass	Band Edge
8	802.11ax HE20	01	4824.00	40.04	74.00	-33.96	V	PEAK	Pass	Harmonic
9	802.11ax HE20	06	-	-	-	-	-	-	-	Band Edge
9	802.11ax HE20	06	7311.00	45.75	74.00	-28.25	V	PEAK	Pass	Harmonic
10	802.11ax HE20	9	2483.92	45.69	54.00	-8.31	H	AVERAGE	Pass	Band Edge
10	802.11ax HE20	9	7356.00	41.71	74.00	-32.29	V	PEAK	Pass	Harmonic
11	802.11ax HE20	10	2483.50	50.87	54.00	-3.13	H	AVERAGE	Pass	Band Edge
11	802.11ax HE20	10	7371.00	41.02	74.00	-32.98	V	PEAK	Pass	Harmonic

Summary of each worse mode

Mode	Modulation	Ch.	Freq. (MHz)	Level (dBuV/m)	Limit (dBuV/m)	Margin (dB)	Pol.	Peak Avg.	Result	Remark
12	802.11ax HE20	11	2484.94	46.12	54.00	-7.88	H	AVERAGE	Pass	Band Edge
12	802.11ax HE20	11	7386.00	43.45	74.00	-30.55	V	PEAK	Pass	Harmonic
13	802.11ax HE20	01	2388.26	37.05	54.00	-16.95	H	AVERAGE	Pass	Band Edge
13	802.11ax HE20	01	-	-	-	-	-	-	-	Harmonic
14	802.11ax HE20	01	2389.82	36.37	54.00	-17.63	H	AVERAGE	Pass	Band Edge
14	802.11ax HE20	01	-	-	-	-	-	-	-	Harmonic
15	802.11ax HE20	01	2389.95	38.62	54.00	-15.38	H	AVERAGE	Pass	Band Edge



15	802.11ax HE20	01	-	-	-	-	-	-	-	Harmonic
16	802.11ax HE20	11	2484.64	37.31	54.00	-16.69	H	AVERAGE	Pass	Band Edge
16	802.11ax HE20	11	-	-	-	-	-	-	-	Harmonic
17	802.11ax HE20	11	2483.50	37.30	54.00	-16.70	H	AVERAGE	Pass	Band Edge

Summary of each worse mode

Mode	Modulation	Ch.	Freq. (MHz)	Level (dBuV/m)	Limit (dBuV/m)	Margin (dB)	Pol.	Peak Avg.	Result	Remark
17	802.11ax HE20	11	-	-	-	-	-	-	-	Harmonic
18	802.11ax HE20	11	2484.46	37.15	54.00	-16.85	H	AVERAGE	Pass	Band Edge
18	802.11ax HE20	11	-	-	-	-	-	-	-	Harmonic
19	802.11ax HE40	3	2389.95	50.34	54.00	-3.66	H	AVERAGE	Pass	Band Edge
19	802.11ax HE40	3	7266.00	42.15	74.00	-31.85	V	PEAK	Pass	Harmonic
20	802.11ax HE40	6	2484.52	50.34	54.00	-3.66	H	AVERAGE	Pass	Band Edge
20	802.11ax HE40	6	7311.00	43.76	74.00	-30.24	V	PEAK	Pass	Harmonic
21	802.11ax HE40	7	2483.59	50.73	54.00	-3.27	H	AVERAGE	Pass	Band Edge
21	802.11ax HE40	7	7326.00	41.24	74.00	-32.76	V	PEAK	Pass	Harmonic
22	802.11ax HE40	8	2484.47	44.98	54.00	-9.02	H	AVERAGE	Pass	Band Edge
22	802.11ax HE40	8	7341.00	41.01	74.00	-32.99	V	PEAK	Pass	Harmonic

Summary of each worse mode

Mode	Modulation	Ch.	Freq. (MHz)	Level (dBuV/m)	Limit (dBuV/m)	Margin (dB)	Pol.	Peak Avg.	Result	Remark
23	802.11ax HE40	9	2483.74	50.38	54.00	-3.62	H	AVERAGE	Pass	Band Edge
23	802.11ax HE40	9	7356.00	41.99	74.00	-32.01	V	PEAK	Pass	Harmonic
24	802.11ax HE20	10	58.13	31.21	40.00	-8.79	V	PEAK	Pass	LF



Co-location

Radiated Spurious Emission Test Modes

Mode	Band (MHz)	Antenna	Modulation	Channel	Frequency	Data Rate	RU	Remark
Mode 25	2400-2483.5	STBC 3+5	802.11ax HE20	10	2457	MCS0	-	-
	GMS 850							
Mode 26	2400-2483.5	5	802.11ax HE20	10	2457	MCS0	-	-
	2400-2483.5	3	Bluetooth-LE_GSKF	39	2480	2Mbps	-	-
	GMS 850							

Summary of each worse mode

Mode	Modulation	Ch.	Freq. (MHz)	Level (dBuV/m)	Limit (dBuV/m)	Margin (dB)	Pol.	Peak Avg.	Result	Remark
25	Bluetooth-LE_GSKF	10	2483.5	47.70	54.00	-6.30	H	AVERAGE	Pass	Band Edge
25	Bluetooth-LE_GSKF	10	7371.00	44.43	74.00	-29.57	V	PEAK	Pass	Harmonic
26	802.11ax HE20	10	2483.56	47.40	54.00	-6.60	H	AVERAGE	Pass	Band Edge
	802.11ax HE20	10	4914.00	41.54	74.00	-32.46	H	PEAK	Pass	Harmonic
	Bluetooth-LE_GSKF	39	2483.5	42.70	54.00	-11.30	H	AVERAGE	Pass	Band Edge
	Bluetooth-LE_GSKF	39	7440.00	41.87	74.00	-32.13	V	PEAK	Pass	Harmonic



	1																																																																																	
Mode	Band Edge																																																																																	
	2400-2483.5_802.11b_CH01_2412MHz																																																																																	
ANT	STBC 3+5																																																																																	
Pol.	Horizontal	Fundamental																																																																																
Peak	<table border="1"> <thead> <tr> <th>Limit</th> <th>Read</th> <th>Ant</th> <th>Cable</th> <th>Preamp</th> <th>Aux</th> <th>APos</th> <th>TPos</th> <th>Remark</th> </tr> <tr> <th>Freq</th> <th>Level</th> <th>Line</th> <th>Margin</th> <th>Level</th> <th>Factor</th> <th>Loss</th> <th>Factor</th> <th>Factor</th> </tr> <tr> <th>MHz</th> <th>dBuV/m</th> <th>dBuV/m</th> <th>dB</th> <th>dBuV</th> <th>dB/m</th> <th>dB</th> <th>dB</th> <th>cm</th> </tr> </thead> <tbody> <tr> <td>1</td> <td>2389.95</td> <td>50.29</td> <td>74.00</td> <td>-23.71</td> <td>42.38</td> <td>31.72</td> <td>7.11</td> <td>36.92</td> <td>6.00</td> <td>374</td> <td>14</td> <td>PEAK</td> </tr> </tbody> </table>	Limit	Read	Ant	Cable	Preamp	Aux	APos	TPos	Remark	Freq	Level	Line	Margin	Level	Factor	Loss	Factor	Factor	MHz	dBuV/m	dBuV/m	dB	dBuV	dB/m	dB	dB	cm	1	2389.95	50.29	74.00	-23.71	42.38	31.72	7.11	36.92	6.00	374	14	PEAK	<table border="1"> <thead> <tr> <th>Limit</th> <th>Read</th> <th>Ant</th> <th>Cable</th> <th>Preamp</th> <th>Aux</th> <th>APos</th> <th>TPos</th> <th>Remark</th> </tr> <tr> <th>Freq</th> <th>Level</th> <th>Line</th> <th>Margin</th> <th>Level</th> <th>Factor</th> <th>Loss</th> <th>Factor</th> <th>Factor</th> </tr> <tr> <th>MHz</th> <th>dBuV/m</th> <th>dBuV/m</th> <th>dB</th> <th>dBuV</th> <th>dB/m</th> <th>dB</th> <th>dB</th> <th>cm</th> </tr> </thead> <tbody> <tr> <td>1</td> <td>2412.00</td> <td>107.34</td> <td>74.00</td> <td>33.34</td> <td>99.33</td> <td>31.80</td> <td>7.14</td> <td>36.93</td> <td>6.00</td> <td>374</td> <td>14</td> <td>PEAK</td> </tr> </tbody> </table>	Limit	Read	Ant	Cable	Preamp	Aux	APos	TPos	Remark	Freq	Level	Line	Margin	Level	Factor	Loss	Factor	Factor	MHz	dBuV/m	dBuV/m	dB	dBuV	dB/m	dB	dB	cm	1	2412.00	107.34	74.00	33.34	99.33	31.80	7.14	36.93	6.00	374	14	PEAK
Limit	Read	Ant	Cable	Preamp	Aux	APos	TPos	Remark																																																																										
Freq	Level	Line	Margin	Level	Factor	Loss	Factor	Factor																																																																										
MHz	dBuV/m	dBuV/m	dB	dBuV	dB/m	dB	dB	cm																																																																										
1	2389.95	50.29	74.00	-23.71	42.38	31.72	7.11	36.92	6.00	374	14	PEAK																																																																						
Limit	Read	Ant	Cable	Preamp	Aux	APos	TPos	Remark																																																																										
Freq	Level	Line	Margin	Level	Factor	Loss	Factor	Factor																																																																										
MHz	dBuV/m	dBuV/m	dB	dBuV	dB/m	dB	dB	cm																																																																										
1	2412.00	107.34	74.00	33.34	99.33	31.80	7.14	36.93	6.00	374	14	PEAK																																																																						
Avg	<table border="1"> <thead> <tr> <th>Limit</th> <th>Read</th> <th>Ant</th> <th>Cable</th> <th>Preamp</th> <th>Aux</th> <th>APos</th> <th>TPos</th> <th>Remark</th> </tr> <tr> <th>Freq</th> <th>Level</th> <th>Line</th> <th>Margin</th> <th>Level</th> <th>Factor</th> <th>Loss</th> <th>Factor</th> <th>Factor</th> </tr> <tr> <th>MHz</th> <th>dBuV/m</th> <th>dBuV/m</th> <th>dB</th> <th>dBuV</th> <th>dB/m</th> <th>dB</th> <th>dB</th> <th>cm</th> </tr> </thead> <tbody> <tr> <td>1</td> <td>2389.95</td> <td>40.76</td> <td>54.00</td> <td>-13.24</td> <td>32.85</td> <td>31.72</td> <td>7.11</td> <td>36.92</td> <td>6.00</td> <td>374</td> <td>14</td> <td>AVERAGE</td> </tr> </tbody> </table>	Limit	Read	Ant	Cable	Preamp	Aux	APos	TPos	Remark	Freq	Level	Line	Margin	Level	Factor	Loss	Factor	Factor	MHz	dBuV/m	dBuV/m	dB	dBuV	dB/m	dB	dB	cm	1	2389.95	40.76	54.00	-13.24	32.85	31.72	7.11	36.92	6.00	374	14	AVERAGE	<table border="1"> <thead> <tr> <th>Limit</th> <th>Read</th> <th>Ant</th> <th>Cable</th> <th>Preamp</th> <th>Aux</th> <th>APos</th> <th>TPos</th> <th>Remark</th> </tr> <tr> <th>Freq</th> <th>Level</th> <th>Line</th> <th>Margin</th> <th>Level</th> <th>Factor</th> <th>Loss</th> <th>Factor</th> <th>Factor</th> </tr> <tr> <th>MHz</th> <th>dBuV/m</th> <th>dBuV/m</th> <th>dB</th> <th>dBuV</th> <th>dB/m</th> <th>dB</th> <th>dB</th> <th>cm</th> </tr> </thead> <tbody> <tr> <td>1</td> <td>2412.00</td> <td>102.94</td> <td>54.00</td> <td>48.94</td> <td>94.93</td> <td>31.80</td> <td>7.14</td> <td>36.93</td> <td>6.00</td> <td>374</td> <td>14</td> <td>AVERAGE</td> </tr> </tbody> </table>	Limit	Read	Ant	Cable	Preamp	Aux	APos	TPos	Remark	Freq	Level	Line	Margin	Level	Factor	Loss	Factor	Factor	MHz	dBuV/m	dBuV/m	dB	dBuV	dB/m	dB	dB	cm	1	2412.00	102.94	54.00	48.94	94.93	31.80	7.14	36.93	6.00	374	14	AVERAGE
Limit	Read	Ant	Cable	Preamp	Aux	APos	TPos	Remark																																																																										
Freq	Level	Line	Margin	Level	Factor	Loss	Factor	Factor																																																																										
MHz	dBuV/m	dBuV/m	dB	dBuV	dB/m	dB	dB	cm																																																																										
1	2389.95	40.76	54.00	-13.24	32.85	31.72	7.11	36.92	6.00	374	14	AVERAGE																																																																						
Limit	Read	Ant	Cable	Preamp	Aux	APos	TPos	Remark																																																																										
Freq	Level	Line	Margin	Level	Factor	Loss	Factor	Factor																																																																										
MHz	dBuV/m	dBuV/m	dB	dBuV	dB/m	dB	dB	cm																																																																										
1	2412.00	102.94	54.00	48.94	94.93	31.80	7.14	36.93	6.00	374	14	AVERAGE																																																																						



Mode	1																																																																																	
	Band Edge																																																																																	
	2400-2483.5_802.11b_CH01_2412MHz																																																																																	
ANT	STBC 3+5																																																																																	
Pol.	Vertical	Fundamental																																																																																
Peak	<table border="1"> <thead> <tr> <th>Limit</th> <th>Read</th> <th>Ant</th> <th>Cable</th> <th>Preamp</th> <th>Aux</th> <th>APos</th> <th>TPos</th> <th>Remark</th> </tr> <tr> <th>Freq</th> <th>Level</th> <th>Line</th> <th>Margin</th> <th>Level</th> <th>Factor</th> <th>Loss</th> <th>Factor</th> <th>Factor</th> </tr> <tr> <th>MHz</th> <th>dBuV/m</th> <th>dBuV/m</th> <th>dB</th> <th>dBuV</th> <th>dB/m</th> <th>dB</th> <th>dB</th> <th>dB</th> </tr> </thead> <tbody> <tr> <td>1</td> <td>2389.30</td> <td>49.32</td> <td>74.00</td> <td>-24.68</td> <td>41.43</td> <td>31.71</td> <td>7.10</td> <td>36.92</td> <td>6.00</td> <td>245</td> <td>360</td> <td>PEAK</td> </tr> </tbody> </table>	Limit	Read	Ant	Cable	Preamp	Aux	APos	TPos	Remark	Freq	Level	Line	Margin	Level	Factor	Loss	Factor	Factor	MHz	dBuV/m	dBuV/m	dB	dBuV	dB/m	dB	dB	dB	1	2389.30	49.32	74.00	-24.68	41.43	31.71	7.10	36.92	6.00	245	360	PEAK	<table border="1"> <thead> <tr> <th>Limit</th> <th>Read</th> <th>Ant</th> <th>Cable</th> <th>Preamp</th> <th>Aux</th> <th>APos</th> <th>TPos</th> <th>Remark</th> </tr> <tr> <th>Freq</th> <th>Level</th> <th>Line</th> <th>Margin</th> <th>Level</th> <th>Factor</th> <th>Loss</th> <th>Factor</th> <th>Factor</th> </tr> <tr> <th>MHz</th> <th>dBuV/m</th> <th>dBuV/m</th> <th>dB</th> <th>dBuV</th> <th>dB/m</th> <th>dB</th> <th>dB</th> <th>dB</th> </tr> </thead> <tbody> <tr> <td>1</td> <td>2412.00</td> <td>107.47</td> <td>74.00</td> <td>33.47</td> <td>99.46</td> <td>31.80</td> <td>7.14</td> <td>36.93</td> <td>6.00</td> <td>245</td> <td>360</td> <td>PEAK</td> </tr> </tbody> </table>	Limit	Read	Ant	Cable	Preamp	Aux	APos	TPos	Remark	Freq	Level	Line	Margin	Level	Factor	Loss	Factor	Factor	MHz	dBuV/m	dBuV/m	dB	dBuV	dB/m	dB	dB	dB	1	2412.00	107.47	74.00	33.47	99.46	31.80	7.14	36.93	6.00	245	360	PEAK
Limit	Read	Ant	Cable	Preamp	Aux	APos	TPos	Remark																																																																										
Freq	Level	Line	Margin	Level	Factor	Loss	Factor	Factor																																																																										
MHz	dBuV/m	dBuV/m	dB	dBuV	dB/m	dB	dB	dB																																																																										
1	2389.30	49.32	74.00	-24.68	41.43	31.71	7.10	36.92	6.00	245	360	PEAK																																																																						
Limit	Read	Ant	Cable	Preamp	Aux	APos	TPos	Remark																																																																										
Freq	Level	Line	Margin	Level	Factor	Loss	Factor	Factor																																																																										
MHz	dBuV/m	dBuV/m	dB	dBuV	dB/m	dB	dB	dB																																																																										
1	2412.00	107.47	74.00	33.47	99.46	31.80	7.14	36.93	6.00	245	360	PEAK																																																																						
Avg	<table border="1"> <thead> <tr> <th>Limit</th> <th>Read</th> <th>Ant</th> <th>Cable</th> <th>Preamp</th> <th>Aux</th> <th>APos</th> <th>TPos</th> <th>Remark</th> </tr> <tr> <th>Freq</th> <th>Level</th> <th>Line</th> <th>Margin</th> <th>Level</th> <th>Factor</th> <th>Loss</th> <th>Factor</th> <th>Factor</th> </tr> <tr> <th>MHz</th> <th>dBuV/m</th> <th>dBuV/m</th> <th>dB</th> <th>dBuV</th> <th>dB/m</th> <th>dB</th> <th>dB</th> <th>dB</th> </tr> </thead> <tbody> <tr> <td>1</td> <td>2389.95</td> <td>38.88</td> <td>54.00</td> <td>-15.12</td> <td>30.97</td> <td>31.72</td> <td>7.11</td> <td>36.92</td> <td>6.00</td> <td>245</td> <td>360</td> <td>AVERAGE</td> </tr> </tbody> </table>	Limit	Read	Ant	Cable	Preamp	Aux	APos	TPos	Remark	Freq	Level	Line	Margin	Level	Factor	Loss	Factor	Factor	MHz	dBuV/m	dBuV/m	dB	dBuV	dB/m	dB	dB	dB	1	2389.95	38.88	54.00	-15.12	30.97	31.72	7.11	36.92	6.00	245	360	AVERAGE	<table border="1"> <thead> <tr> <th>Limit</th> <th>Read</th> <th>Ant</th> <th>Cable</th> <th>Preamp</th> <th>Aux</th> <th>APos</th> <th>TPos</th> <th>Remark</th> </tr> <tr> <th>Freq</th> <th>Level</th> <th>Line</th> <th>Margin</th> <th>Level</th> <th>Factor</th> <th>Loss</th> <th>Factor</th> <th>Factor</th> </tr> <tr> <th>MHz</th> <th>dBuV/m</th> <th>dBuV/m</th> <th>dB</th> <th>dBuV</th> <th>dB/m</th> <th>dB</th> <th>dB</th> <th>dB</th> </tr> </thead> <tbody> <tr> <td>1</td> <td>2412.00</td> <td>103.22</td> <td>54.00</td> <td>49.22</td> <td>95.21</td> <td>31.80</td> <td>7.14</td> <td>36.93</td> <td>6.00</td> <td>245</td> <td>360</td> <td>AVERAGE</td> </tr> </tbody> </table>	Limit	Read	Ant	Cable	Preamp	Aux	APos	TPos	Remark	Freq	Level	Line	Margin	Level	Factor	Loss	Factor	Factor	MHz	dBuV/m	dBuV/m	dB	dBuV	dB/m	dB	dB	dB	1	2412.00	103.22	54.00	49.22	95.21	31.80	7.14	36.93	6.00	245	360	AVERAGE
Limit	Read	Ant	Cable	Preamp	Aux	APos	TPos	Remark																																																																										
Freq	Level	Line	Margin	Level	Factor	Loss	Factor	Factor																																																																										
MHz	dBuV/m	dBuV/m	dB	dBuV	dB/m	dB	dB	dB																																																																										
1	2389.95	38.88	54.00	-15.12	30.97	31.72	7.11	36.92	6.00	245	360	AVERAGE																																																																						
Limit	Read	Ant	Cable	Preamp	Aux	APos	TPos	Remark																																																																										
Freq	Level	Line	Margin	Level	Factor	Loss	Factor	Factor																																																																										
MHz	dBuV/m	dBuV/m	dB	dBuV	dB/m	dB	dB	dB																																																																										
1	2412.00	103.22	54.00	49.22	95.21	31.80	7.14	36.93	6.00	245	360	AVERAGE																																																																						