

Appendix D. SAR Test Setup Photos


Head Exposure Condition



Right Cheek, Test Separation 0 mm



Right Tilted, Test Separation 0 mm



Left Cheek, Test Separation 0 mm



Left Tilted, Test Separation 0 mm

Hotspot Exposure Condition




Front, Test Separation 5 mm




Back, Test Separation 5 mm




Left Side, Test Separation 5 mm



Right Side, Test Separation 5 mm



Top Side, Test Separation 5 mm



Bottom Side, Test Separation 5 mm


Body-worn Exposure Condition



Front, Test Separation 5 mm

Back, Test Separation 5 mm

Sensor off




Front, Test Separation 12 mm

Back, Test Separation 17 mm


Product Specific 10g SAR




Front, Test Separation 0 mm




Back, Test Separation 0 mm



Bottom Side, Test Separation 0 mm




Right Side, Test Separation 0 mm




Top Side, Test Separation 0 mm


Sensor off



Front, Test Separation 9mm



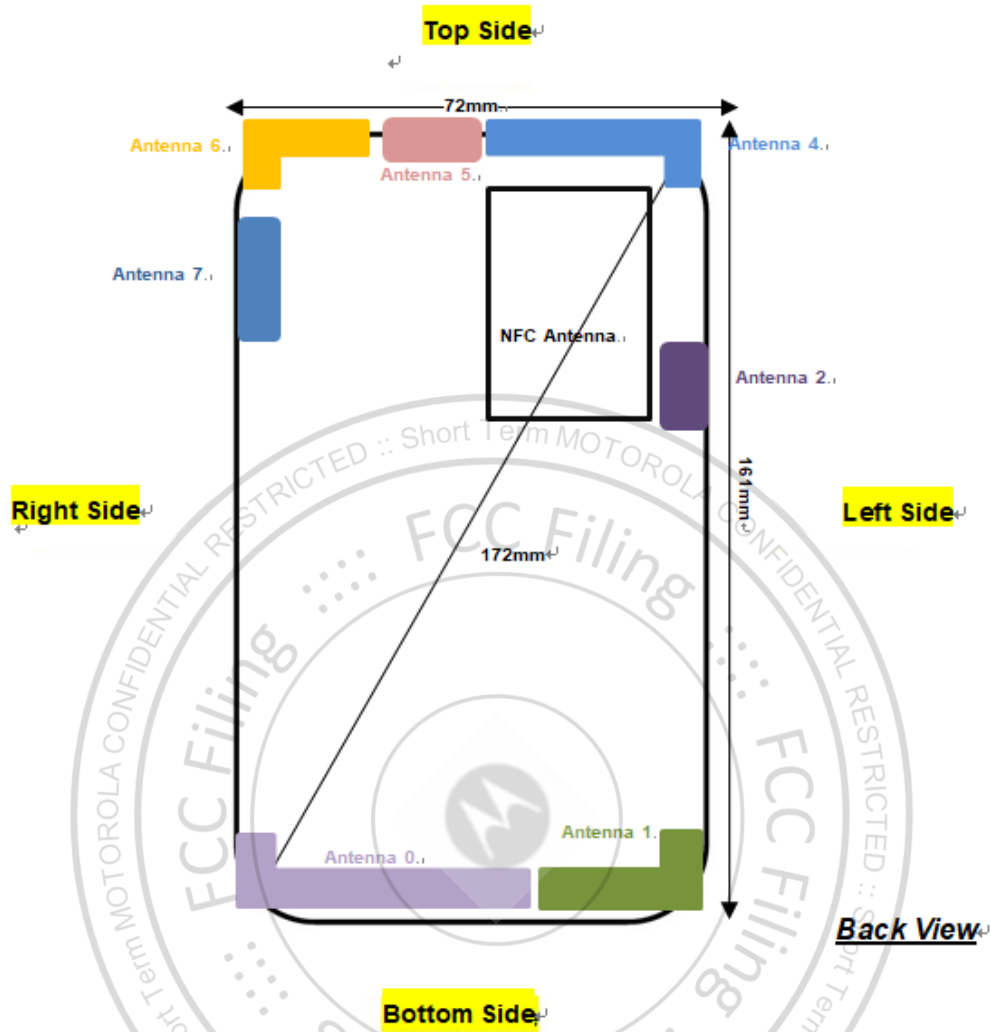
Bottom Side, Test Separation 13 mm



Back, Test Separation 16 mm



Antenna Location



Antenna	Support Band
Antenna 0	GSM: 850/1900<TX/RX> UMTS: B2/5 <TX/RX> LTE: B2/5/26/66<TX/RX> NR: n5/n26 <TX/RX>
Antenna 1	LTE: B7/38/41<TX/RX> 5G NR: n7<TX/RX> 5G NR: n77/78<RX>
Antenna 2	5G NR: n77/78<RX>
Antenna 4	LTE: B7/38/41/66<TX/RX> NR: n38/41 <TX/RX>
Antenna 5	LTE: B42<TX/RX> 5G NR: n77/78<TX/RX>
Antenna 6	Bluetooth<TX/RX> WLAN 2.4GHz<TX/RX> WLAN 5GHz<TX/RX>
Antenna 7	5G NR: n77/78<RX>
NFC Antenna	NFC<TX/RX>

Note:

1. LTE Band 38/41 at Ant 1 and LTE Band 7 at Ant 4 were limited to EN-DC combination only.
2. 5G NR n77/78 at Ant 1/2/7 support SRS(Sounding Reference Signal) functionality.