

XT2343-2

XT2343-6

Read Me

Read Me

Read Me

Read Me

Read Me

Read Me

Read Me

Read Me

Read Me

Read Me



Scan Me

Scan Me



UAE 800 4028 ٨٠٠٤٠٢٨
KSA 800 850 1297 ٨٠٠٨٥٠١٢٩٧
Support.mea@custhelp.com



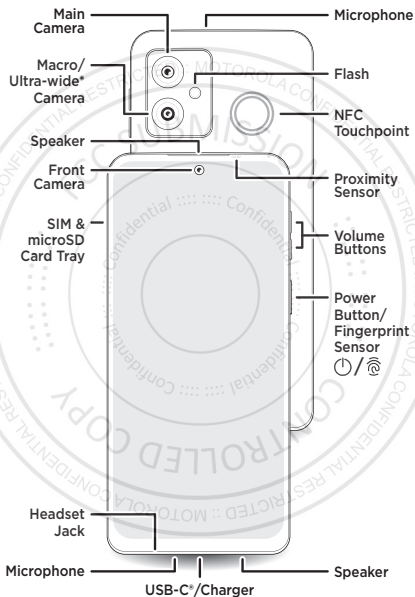
XT2343-2, XT2343-6

English	3
Language	8



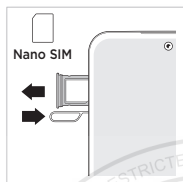
Let's get started

Before using your phone, please read the legal, safety, and regulatory information provided with your product.



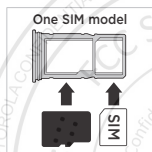
***Note:** Only model XT2343-6 has an ultra-wide camera.

Put in the cards & power on



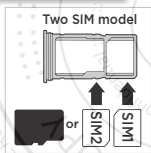
- 1 Insert the SIM tool into the hole next to the tray to pop out the tray.

Note: Make sure you use the correct size SIM card and don't cut the SIM card.

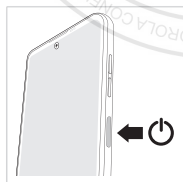


- 2 Insert the SIM card(s) with the gold contacts down, then gently push the tray into the slot.

Add a microSD card (optional, sold separately) for additional storage.



eSIM option (for one physical SIM models only): Your phone may have an eSIM (embedded SIM card) in addition to the physical SIM card. Contact your service provider for details if you want to activate and use it.




- 3 Press and hold the Power button to turn on your phone, then follow the prompts to get started.

Note: To turn off your phone, press the Power and Volume Up buttons at the same time.

Help & more

Get answers, updates, and info:

- **Help is here:** From the home screen, swipe up and tap **Settings** > **Help** to learn how to use your phone and get support.
- **Get more:** Get software, user guides, and more at www.motorola.com/mymotog.
- **Get apps:** Tap **Play Store** to browse and download apps.
- **Connect with 5G:** 5G service plan and 5G network coverage required; available only in select areas; device not compatible with all 5G networks. Contact your service provider for details.

Legal information. This guide provides important legal, safety, and regulatory information that you should read before using your product. For the complete legal information, from the home screen swipe up and tap **Settings** > , then type **Legal information**, or visit www.motorola.com/device-legal.

Water repellent. Your phone is not waterproof. For more about your phone's water-repellent design and care, swipe up and tap **Settings** > **Help**.

Charging and battery safety. To prevent possible burning and injury, the battery in your phone should only be removed by a Motorola-approved service center or similar skilled personnel.

If your phone becomes unresponsive, press and hold the Power button until the screen goes dark and your phone restarts. Charge your phone using a compatible Motorola charger (may be sold separately). Use of other chargers is not recommended and may impair the charging performance. Don't charge your phone in temperatures below -20°C (-4°F) or above 45°C (113°F). Chargers that do not comply with applicable national standards may be unsafe, with risk of death or injury, and may cause slow charging or product damage. To view applicable standards and to learn more, see the "Legal information" section of this guide, or visit www.motorola.com/device-legal.

Warning about high volume usage. To prevent possible hearing damage, do not listen at high volume levels for long periods. When your headset volume reaches the high volume threshold, a warning shows. Tap **OK** to dismiss it, or wait one to five seconds, then press the Volume Up button to dismiss the alert and enable the volume to continue to be adjusted.



Disposal & recycling. For help recycling products and packaging responsibly, visit www.motorola.com/recycling.



Extreme heat or cold. Don't use your phone in temperatures below -20°C (-4°F) or above 45°C (113°F). Don't store/transport your phone in temperatures below -20°C (-4°F) or above 60°C (140°F).

Legal disclaimers. Features, services and applications are network dependent and may not be available in all areas; additional terms/charges may apply. Product specifications and other information contained in this guide are believed to be accurate at the time of printing. Motorola reserves the right to correct or change any information without notice.

Arbitration. Your purchase is governed by a binding arbitration clause. For more information and how to opt-out, see the legal guide that came with your phone.

SAR information (on e-label). To view specific absorption rate (SAR) values for this phone, from the home screen swipe up and tap **Settings** > , then type **Regulatory labels**, from your phone's dialpad, type ***#07#**, or visit www.motorola.com/sar.

Technical specifications (Model XT2343-2). Wireless communication and data transmission of the smartphone is carried out using GSM/UMTS/LTE/5G/Wi-Fi/Bluetooth technologies. To view the detailed specifications for the purchased phone, swipe up from the home screen and tap **Settings** > **About phone**. Also, specifications are available on the label* of the product packaging. Charger: Input voltage 100-240VAC 50/60Hz, output voltage 5V2.0A.

Eurasian Economic Union conformance (EAC). This product (Model XT2343-2) complies with the requirements of the Technical Regulations of the Eurasian Economic (Customs) Union. Mark of conformity:

Additional information for the Eurasian Economic Union.

Purpose: smartphone for personal and business use, designed for voice calls, sending text messages, data transfer with



support for various connection profiles and applications.

Manufacturer name and address: Motorola Mobility LLC, 222 W. Merchandise Mart Plaza, Chicago, IL 60654, USA.

Made in China.

Manufacture date of the product: see the Date field (year-month-date) on the label* of the product packaging.

Importer name: see the label* of the product packaging.

Life cycle of the product: 2 years.

To learn how to insert the SIM card(s) and turn on your phone, see "Put in the cards & power on". To charge your phone, insert the charging cable into the charging port, and plug the other end into a power supply.

When a malfunction is detected, take any of these actions:

- Turn off the equipment,
- Disconnect the equipment from the power supply,
- Contact the service center or an authorized dealer for advice or repair of equipment.

*According to GOST 2.601-2019 «Unified system of design documentation. Operational documents», paragraph 5.1, subparagraph 5.1.2, the label is a type of operational documents.

Copyright & trademarks. MOTOROLA, the stylized M logo, MOTO, and the MOTO family of marks are trademarks or registered trademarks of Motorola Trademark Holdings, LLC. Google, Android, Google Play and other related marks and logos are trademarks of Google LLC. microSD Logo is a trademark of SD-3C, LLC. USB Type-C® and USB-C® are registered trademarks of USB Implementers Forum. All other product or service names are the property of their respective owners.

© 2023 Motorola Mobility LLC. All rights reserved.

Product ID: XXXXXXXX (Model XT2343-2, XT2343-6)

Manual Number: XXXXXXXX-A

PLACEHOLDER HEADING



PLACEHOLDER HEADING



Помоћ и подршку за нови Motorola
паметни телефон потражите на
www.motorola.com/contactus



Щоб отримати допомогу та підтримку щодо
нового смартфона Motorola, перейдіть на
веб-сторінку www.motorola.com/contactus.

Для получения справки и поддержки по вашему
новому смартфону Motorola перейдите по ссылке
www.motorola.com/contactus.

motorola.com



EAC