

Appendix D. SAR Test Setup Photos


Head Exposure Condition



Right Cheek, Test Separation 0 mm



Right Tilted, Test Separation 0 mm



Left Cheek, Test Separation 0 mm



Left Tilted, Test Separation 0 mm

Hotspot Exposure Condition




Front, Test Separation 5 mm




Back, Test Separation 5 mm



Left Side, Test Separation 5 mm



Right Side, Test Separation 5 mm



Top Side, Test Separation 5 mm



Bottom Side, Test Separation 5 mm

Body-worn Exposure Condition



Front, Test Separation 5 mm



Back, Test Separation 5 mm




Back with headset, Test Separation 5 mm

Sensor off



Front, Test Separation 12 mm



Back, Test Separation 17 mm


Product Specific 10g SAR




Front, Test Separation 0 mm




Back, Test Separation 0 mm



Left Side, Test Separation 0 mm



Right Side, Test Separation 0 mm



Top Side, Test Separation 0 mm



Bottom Side, Test Separation 0 mm



Back, Test Separation 0 mm


Sensor off



Front, Test Separation 7mm



Back, Test Separation 9 mm




Back, Test Separation 11 mm




Back, Test Separation 13 mm




Back, Test Separation 16 mm



Bottom Side, Test Separation 13 mm

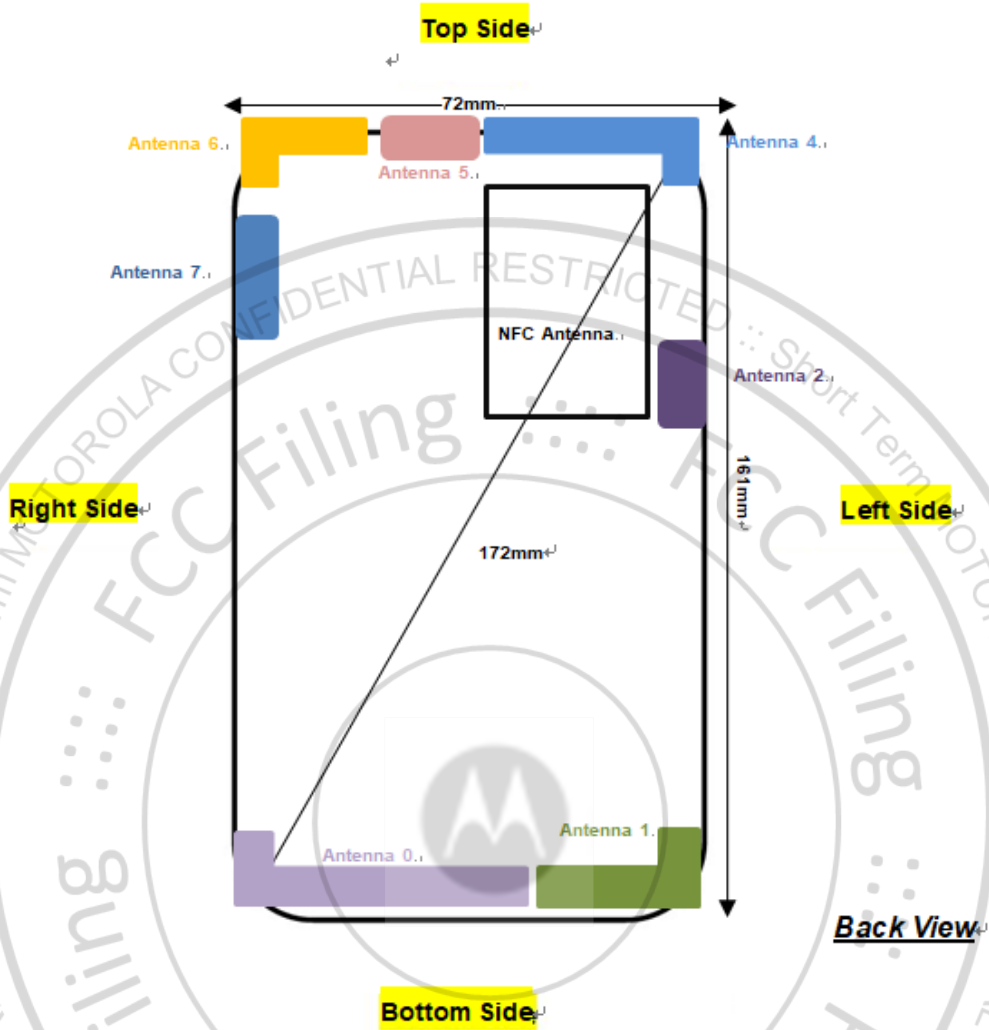


Top Side, Test Separation 14 mm



Top Side, Test Separation 15 mm

Antenna Location



Antenna	Support Band
Antenna 0	GSM: 850/1900<TX/RX> UMTS: B2/5 <TX/RX> LTE: B2/5/26<TX/RX> NR: n5/n26 <TX/RX>
Antenna 1	LTE: B7/38/41<TX/RX> 5G NR: n7<TX/RX> 5G NR: n77/78<RX>
Antenna 2	5G NR: n77/78<RX>
Antenna 4	LTE: B7/38/41<TX/RX> NR: n38/41 <TX/RX>
Antenna 5	LTE: B42<TX/RX> 5G NR: n77/78<TX/RX>
Antenna 6	Bluetooth<TX/RX> WLAN 2.4GHz<TX/RX> WLAN 5GHz<TX/RX>
Antenna 7	5G NR: n77/78<RX>
NFC Antenna	NFC<TX/RX>

Note:

1. LTE Band 38/41 at Ant 1 and LTE Band 7 at Ant 4 were limited to EN-DC combination only.
2. 5GNR n77/78 at Ant 1/2/7 support SRS(Sounding Reference Signal) functionality.