

**Appendix D. SAR Test Setup Photos**


**Head Exposure Condition**



**Right Cheek, Test Separation 0 mm**



**Right Tilted, Test Separation 0 mm**



**Left Cheek, Test Separation 0 mm**



**Left Tilted, Test Separation 0 mm**

Hotspot Exposure Condition



Left Side, Test Separation 5 mm



Back, Test Separation 5 mm



Top Side, Test Separation 5 mm



Bottom Side, Test Separation 5 mm


**Body-worn Exposure Condition**



**Front, Test Separation 5 mm**

**Back, Test Separation 5 mm**


**Sensor off**




**Front, Test Separation 12 mm**

**Back, Test Separation 17 mm**

Product Specific 10g SAR



Bottom Side, Test Separation 0 mm



Back, Test Separation 0 mm



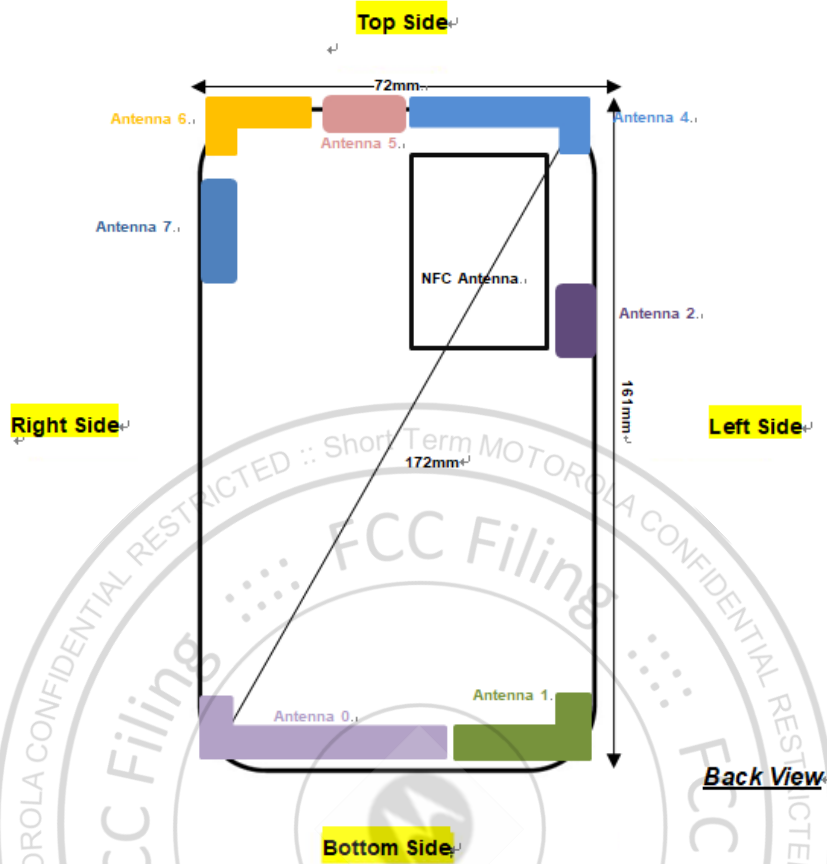
Top Side, Test Separation 0 mm

NFC SAR



Back, Test Separation 0 mm

### Antenna Location



Antenna	Support Band
Antenna 0	GSM: 850/1900<TX/RX> UMTS: B2/4/5 <TX/RX> LTE: B2/4/5/12/13/17/25/26/66<TX/RX> NR: n2/n5/n26/n66 <TX/RX>
Antenna 1	LTE: B7/38/41<TX/RX> 5G NR: n7<TX/RX> 5G NR: n78<RX>
Antenna 2	5G NR: n78<RX>
Antenna 4	LTE: B2/4/5/7/66<TX/RX> NR: n2/n5/n7/n66 <TX/RX>
Antenna 5	LTE: B42<TX/RX> 5G NR: n78<TX/RX>
Antenna 6	Bluetooth<TX/RX> WLAN 2.4GHz<TX/RX> WLAN 5GHz<TX/RX>
Antenna 7	5G NR: n78<RX>
NFC Antenna	NFC<TX/RX>

Note:

1. LTE Band 5 at Ant 4 was limited to inter-band ULCA and EN-DC combination only.
2. LTE Band 7 at Ant 4 was limited to inter-band ULCA combination only.
3. 5G NR n78 at Ant 1/2/7 support SRS(Sounding Reference Signal) functionality.