

Antenna Test Report


APPLICANT : Motorola Mobility LLC

EQUIPMENT : Mobile Cellular Phone

BRAND NAME : Motorola

MODEL NAME : XT2343-1

Antenna Summary Table

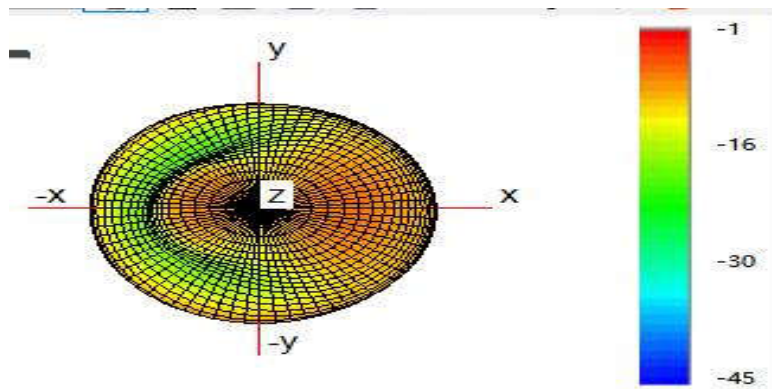
Check items	Information
Provided by lab	Sunway internal lab (GTS)
Manufacturer/ Brand name	Sunway
Test software	MaxSign Libra
Test equipment	CMW500
Manufacturer address	1013, Xihuan Rd., Shajing Town, Bao'an District, Shenzhen
Test environment	Sunway Shanghai RD team Lab with GTS2800 chamber
List of calibrated test equipment	GTS2800 with calibrated date: On May 2,2023
Antenna detail info.	ANT6: WiFi2.4G / 5G /BT antenna (2.4~2.5GHz, 5.15~5.85GHz), IFA type antenna. NFC Antenna: Differential port to excite FPC + Ferrite sheet with dimension 36.06 mm *26.41mm * 0.2mm
Antenna gain test data	Included antenna frequency, gain pattern
Main Antenna vendor	Sunway
Test lab	Sunway internal lab (GTS)
Antenna gain test data	Included antenna frequency, gain pattern
Antenna model name	FPC
Issue date	2023/07/06
Documented by	

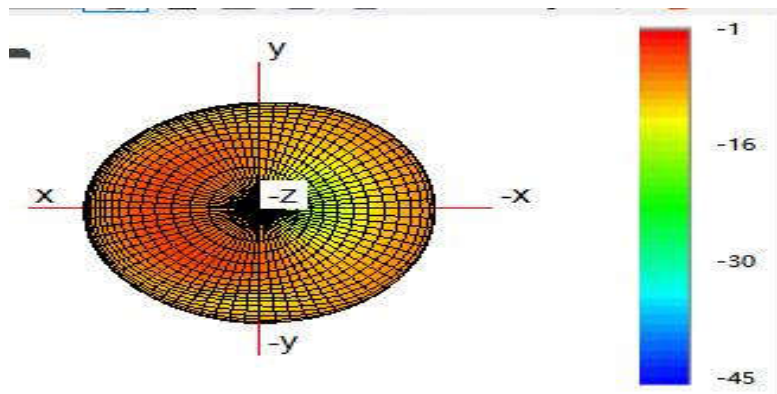
Note: Antenna gain was measured in the anechoic chamber, 3D scan was exercised, and the highest numbers are reported in this document.

Antenna Test data:

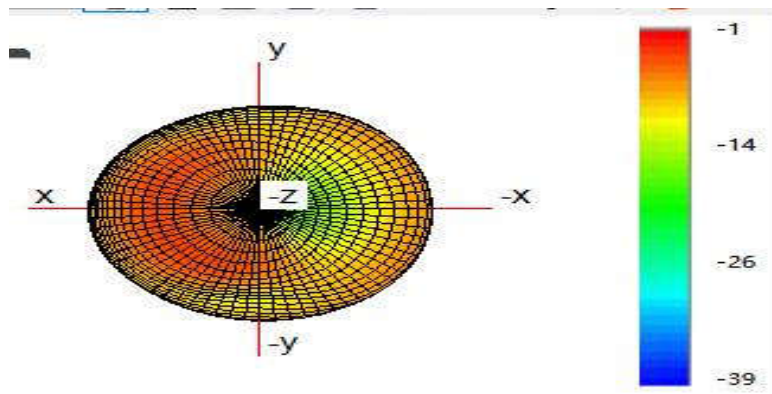
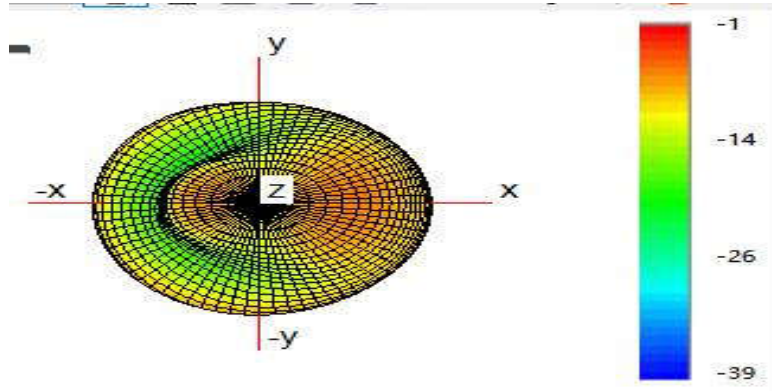
<p>Antenna Type /Gain BT/2.4G</p>	<p><2400MHz~2483.5MHz> <Ant6>: IFA Antenna with gain: -2.7 dBi</p>
<p>Antenna Type /Gain 5G</p>	<p><5150-5250MHz > <Ant6>: IFA Antenna with gain: -4 dBi <5250-5350MHz> <Ant6>: IFA Antenna with gain: -4.4 dBi <5470-5725MHz > <Ant6>: IFA Antenna with gain: -4.5 dBi <5725~5850MHz > <Ant6>: IFA Antenna with gain: -5.1 dBi</p>

Gain Plots

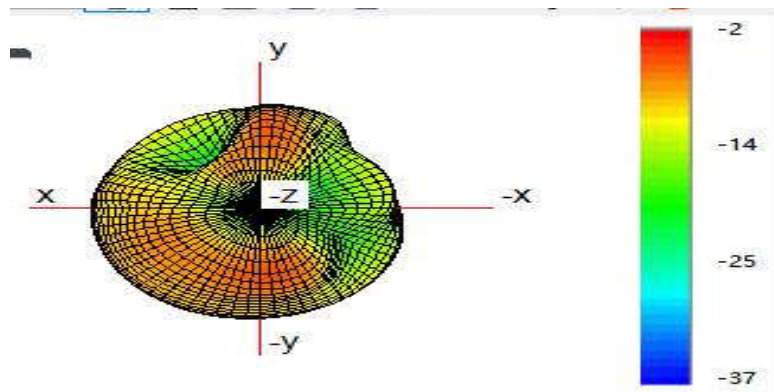
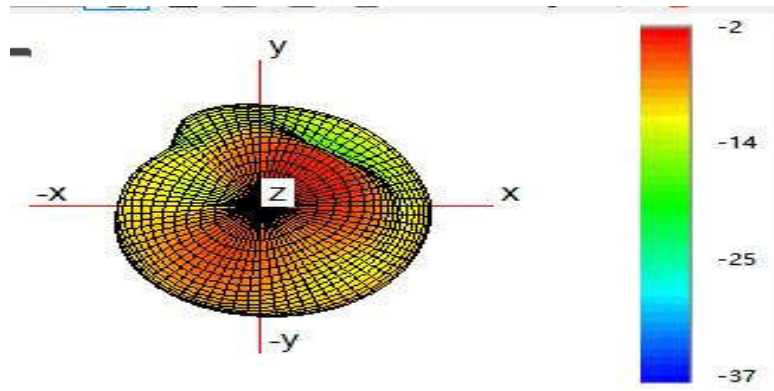




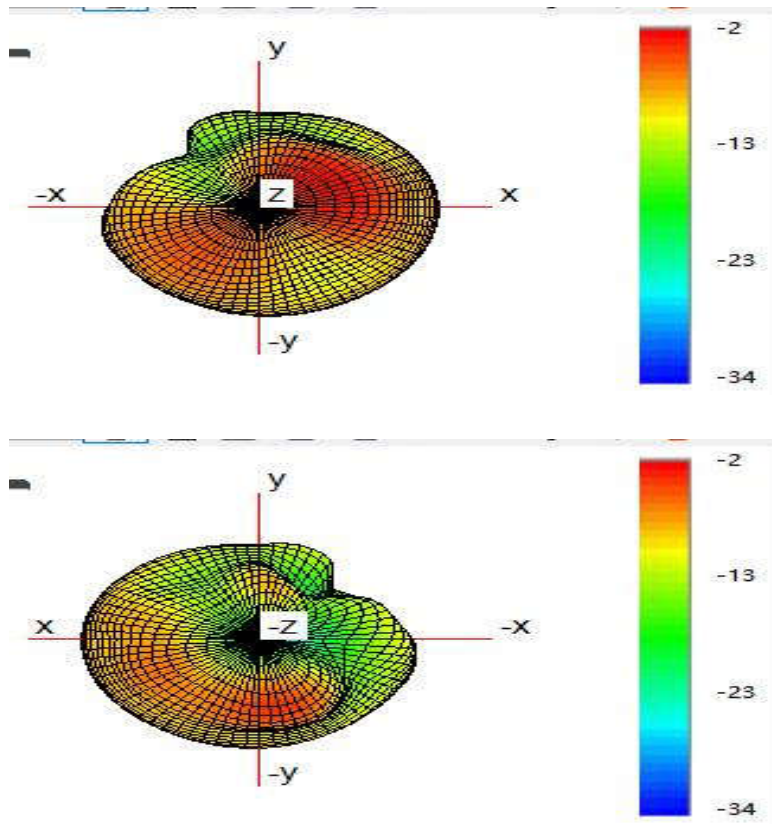
BT



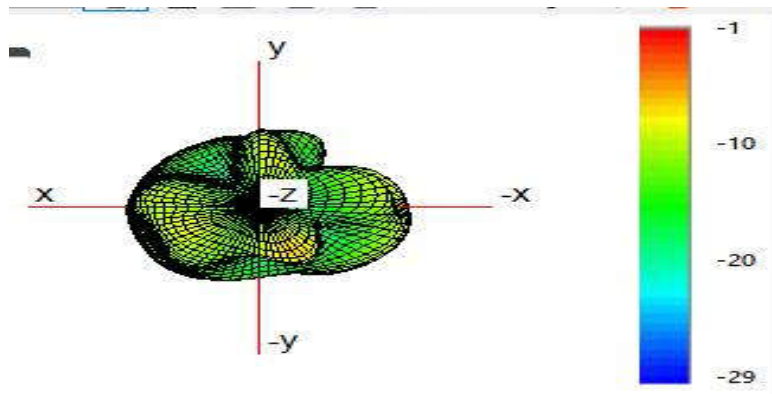
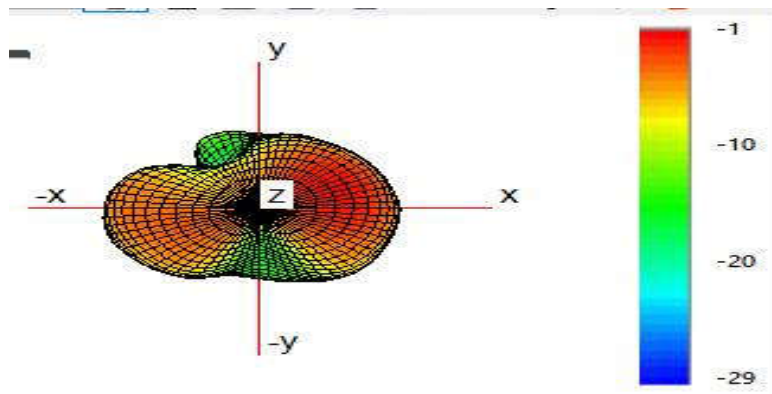
WIFI 2.4G



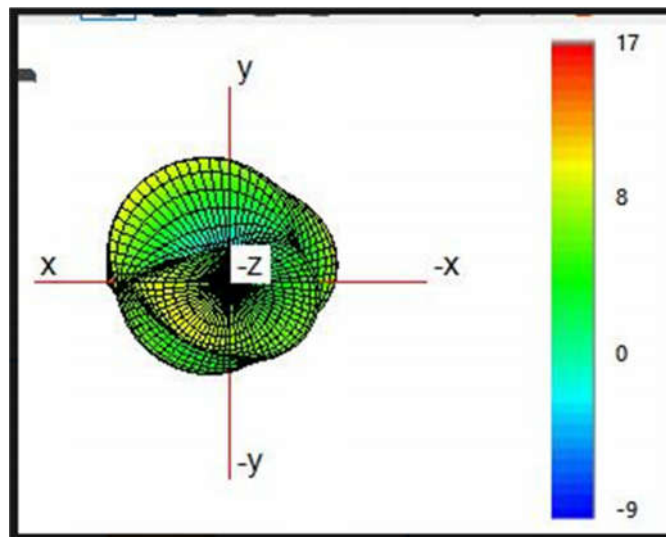
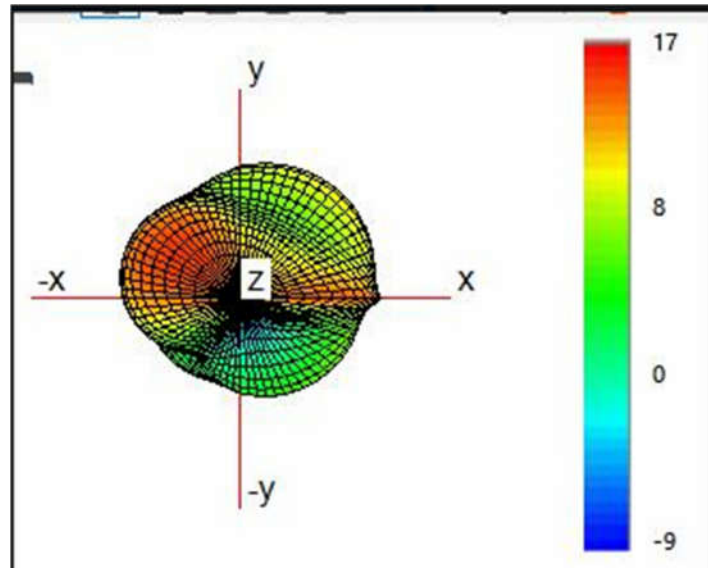
WIFI 5G W52



WiFi 5G W53



WIFI 5G W56



WIFI 5G W58

Antenna Report

NFC Antenna information

NFC Antenna: Differential port to excite FPC + Ferrite sheet with dimension
36.06mm*26.41mm*0.20mm

Antenna vendor: Sunway