

### 1\_HAC T-Coil GSM850\_Voice\_Ch189(Z)

Communication System: UID 0, GSM850 (0); Frequency: 836.4 MHz; Duty Cycle: 1:8.3

Medium: Air Medium parameters used:  $\sigma = 0$  S/m,  $\epsilon_r = 1$ ;  $\rho = 0$  kg/m<sup>3</sup>

Ambient Temperature : 23.3 °C;

DASY5 Configuration:

- Probe: AM1DV3 - 3093; Calibrated: 2023/1/31
- Sensor-Surface: 0mm (Fix Surface)
- Electronics: DAE4 Sn1649; Calibrated: 2023/4/24
- Phantom: HAC Test Arch with AMCC; Type: SD HAC P01 BA
- Measurement SW: DASY52, Version 52.10 (4); SEMCAD X Version 14.6.14 (7501)


**Ch189/z (axial) 4.2mm 50 x 50/ABM SNR(x,y,z) (13x13x1):** Measurement grid:

dx=10mm, dy=10mm

ABM1/ABM2 = 23.71 dB

ABM1 comp = 1.56 dBA/m

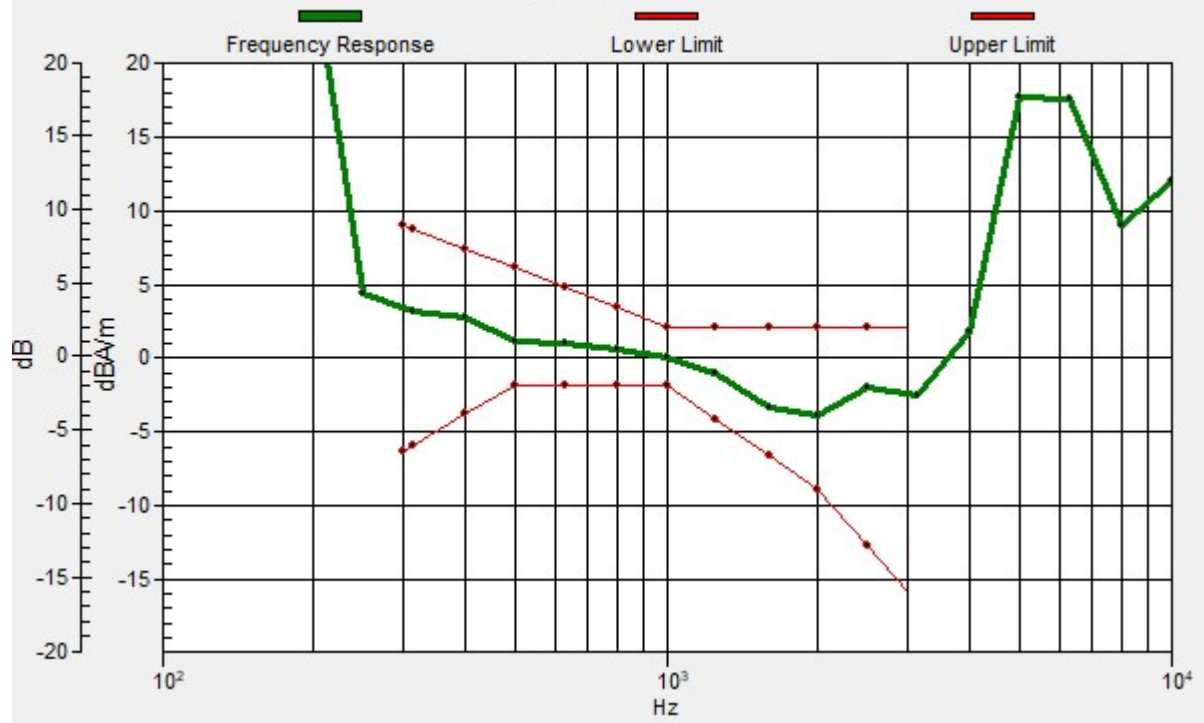
Location: 8.3, -8.3, 3.7 mm



0 dB = 15.33 = 23.71 dB

# Ch189/z (axial) wideband at best S/N/ABM Freq Resp(x,y,z,f)

Loc: 8.3, -8.3, 3.7 mm Diff: 2dB



### 1\_HAC T-Coil GSM850\_Voice\_Ch189(Y)

Communication System: UID 0, GSM850 (0); Frequency: 836.4 MHz; Duty Cycle: 1:8.3

Medium: Air Medium parameters used:  $\sigma = 0$  S/m,  $\epsilon_r = 1$ ;  $\rho = 0$  kg/m<sup>3</sup>

Ambient Temperature : 23.3 °C;

DASY5 Configuration:

- Probe: AM1DV3 - 3093; Calibrated: 2023/1/31

- Sensor-Surface: 0mm (Fix Surface)

- Electronics: DAE4 Sn1649; Calibrated: 2023/4/24

- Phantom: HAC Test Arch with AMCC; Type: SD HAC P01 BA

- Measurement SW: DASY52, Version 52.10 (4); SEMCAD X Version 14.6.14 (7501)


**Ch189/y (transversal) 4.2mm 50 x 50/ABM SNR(x,y,z) (13x13x1):** Measurement grid:

dx=10mm, dy=10mm

ABM1/ABM2 = 33.11 dB

ABM1 comp = -7.23 dBA/m

Location: 0, 0, 3.7 mm



0 dB = 45.24 = 33.11 dB

## 2\_HAC T-Coil GSM1900\_Voice\_Ch661(Z)

Communication System: UID 0, PCS (0); Frequency: 1880 MHz; Duty Cycle: 1:8.3

Medium: Air Medium parameters used:  $\sigma = 0$  S/m,  $\epsilon_r = 1$ ;  $\rho = 0$  kg/m<sup>3</sup>

Ambient Temperature : 23.3 °C;

DASY5 Configuration:

- Probe: AM1DV3 - 3093; Calibrated: 2023/1/31

- Sensor-Surface: 0mm (Fix Surface)

- Electronics: DAE4 Sn1649; Calibrated: 2023/4/24

- Phantom: HAC Test Arch with AMCC; Type: SD HAC P01 BA

- Measurement SW: DASY52, Version 52.10 (4); SEMCAD X Version 14.6.14 (7501)


**Ch661/z (axial) 4.2mm 50 x 50/ABM SNR(x,y,z) (13x13x1):** Measurement grid:

dx=10mm, dy=10mm

ABM1/ABM2 = 39.43 dB

ABM1 comp = 2.88 dBA/m

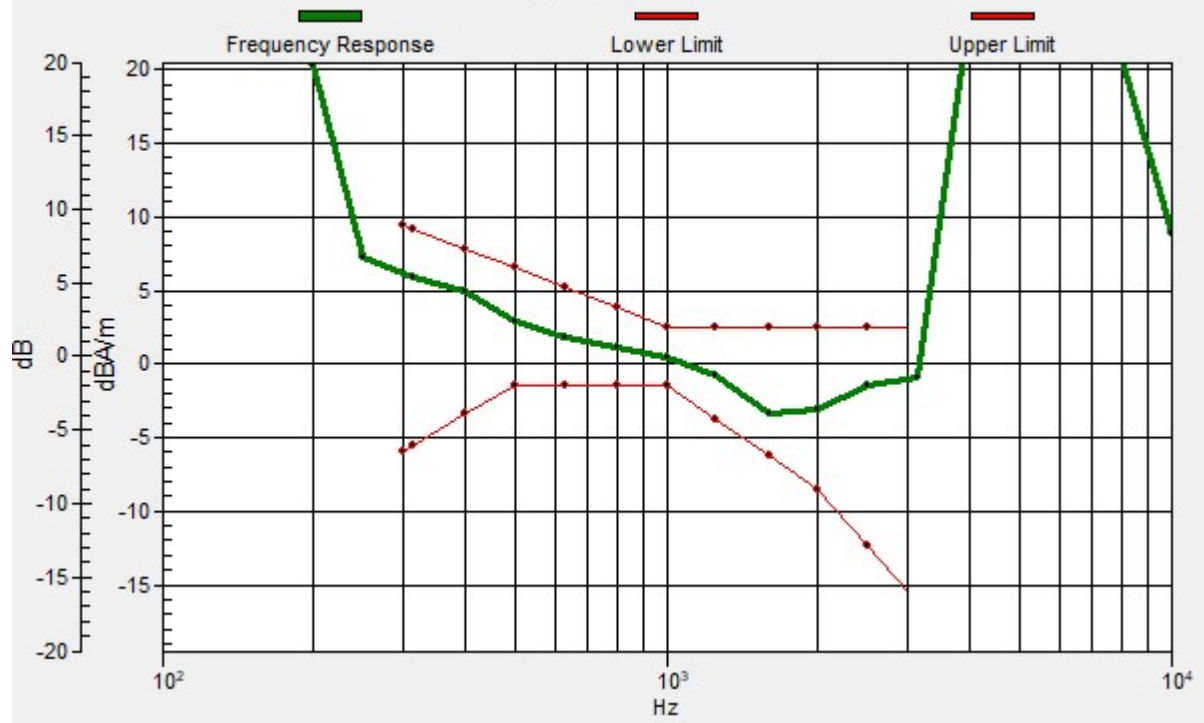
Location: 4.2, -8.3, 3.7 mm



0 dB = 93.65 = 39.43 dB

# Ch661/z (axial) wideband at best S/N/ABM Freq Resp(x,y,z,f)

Loc: 4.2, -8.3, 3.7 mm Diff: 2dB



## 2\_HAC T-Coil GSM1900\_Voice\_Ch661(Y)

Communication System: UID 0, PCS (0); Frequency: 1880 MHz; Duty Cycle: 1:8.3

Medium: Air Medium parameters used:  $\sigma = 0$  S/m,  $\epsilon_r = 1$ ;  $\rho = 0$  kg/m<sup>3</sup>

Ambient Temperature : 23.3 °C;

DASY5 Configuration:

- Probe: AM1DV3 - 3093; Calibrated: 2023/1/31
- Sensor-Surface: 0mm (Fix Surface)
- Electronics: DAE4 Sn1649; Calibrated: 2023/4/24
- Phantom: HAC Test Arch with AMCC; Type: SD HAC P01 BA
- Measurement SW: DASY52, Version 52.10 (4); SEMCAD X Version 14.6.14 (7501)


**Ch661/y (transversal) 4.2mm 50 x 50/ABM SNR(x,y,z) (13x13x1):** Measurement grid:

dx=10mm, dy=10mm

ABM1/ABM2 = 42.66 dB

ABM1 comp = -4.26 dBA/m

Location: 4.2, -16.7, 3.7 mm



0 dB = 135.8 = 42.66 dB

### 3\_HAC T-Coil WCDMA II\_Voice\_Ch9400(Z)

Communication System: UID 0, WCDMA (0); Frequency: 1880 MHz; Duty Cycle: 1:1

Medium: Air Medium parameters used:  $\sigma = 0$  S/m,  $\epsilon_r = 1$ ;  $\rho = 0$  kg/m<sup>3</sup>

Ambient Temperature : 23.3 °C;

DASY5 Configuration:

- Probe: AM1DV3 - 3093; Calibrated: 2023/1/31
- Sensor-Surface: 0mm (Fix Surface)
- Electronics: DAE4 Sn1649; Calibrated: 2023/4/24
- Phantom: HAC Test Arch with AMCC; Type: SD HAC P01 BA
- Measurement SW: DASY52, Version 52.10 (4); SEMCAD X Version 14.6.14 (7501)


**Ch9400/z (axial) 4.2mm 50 x 50/ABM SNR(x,y,z) (13x13x1):** Measurement grid:

dx=10mm, dy=10mm

ABM1/ABM2 = 44.86 dB

ABM1 comp = 0.77 dBA/m

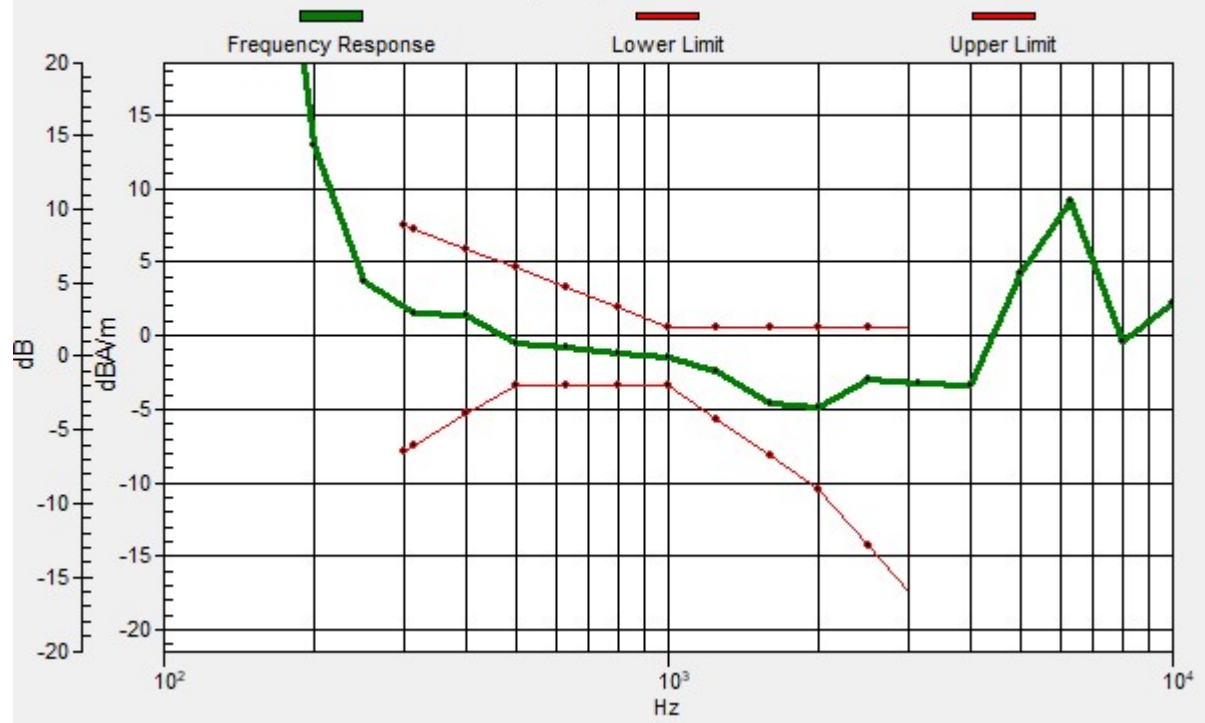
Location: 4.2, -12.5, 3.7 mm



0 dB = 174.9 = 44.86 dB

# Ch9400/z (axial) wideband at best S/N/ABM Freq Resp(x,y,z,f)

Loc: 4.2, -12.5, 3.7 mm Diff: 2dB





### 3\_HAC T-Coil WCDMA II\_Voice\_Ch9400(Y)

Communication System: UID 0, WCDMA (0); Frequency: 1880 MHz; Duty Cycle: 1:1

Medium: Air Medium parameters used:  $\sigma = 0$  S/m,  $\epsilon_r = 1$ ;  $\rho = 0$  kg/m<sup>3</sup>

Ambient Temperature : 23.3 °C;

DASY5 Configuration:

- Probe: AM1DV3 - 3093; Calibrated: 2023/1/31
- Sensor-Surface: 0mm (Fix Surface)
- Electronics: DAE4 Sn1649; Calibrated: 2023/4/24
- Phantom: HAC Test Arch with AMCC; Type: SD HAC P01 BA
- Measurement SW: DASY52, Version 52.10 (4); SEMCAD X Version 14.6.14 (7501)


**Ch9400/y (transversal) 4.2mm 50 x 50/ABM SNR(x,y,z) (13x13x1):** Measurement grid:

dx=10mm, dy=10mm

ABM1/ABM2 = 41.44 dB

ABM1 comp = -6.71 dBA/m

Location: 4.2, -20.8, 3.7 mm



0 dB = 118.0 = 41.44 dB

#### 4\_HAC T-Coil WCDMA IV\_Voice\_Ch1413(Z)

Communication System: UID 0, WCDMA (0); Frequency: 1732.6 MHz; Duty Cycle: 1:1

Medium: Air Medium parameters used:  $\sigma = 0$  S/m,  $\epsilon_r = 1$ ;  $\rho = 0$  kg/m<sup>3</sup>

Ambient Temperature : 23.3 °C;

DASY5 Configuration:

- Probe: AM1DV3 - 3093; Calibrated: 2023/1/31
- Sensor-Surface: 0mm (Fix Surface)
- Electronics: DAE4 Sn1649; Calibrated: 2023/4/24
- Phantom: HAC Test Arch with AMCC; Type: SD HAC P01 BA
- Measurement SW: DASY52, Version 52.10 (4); SEMCAD X Version 14.6.14 (7501)


**Ch1413/z (axial) 4.2mm 50 x 50/ABM SNR(x,y,z) (13x13x1):** Measurement grid:

dx=10mm, dy=10mm

ABM1/ABM2 = 45.75 dB

ABM1 comp = 1.05 dBA/m

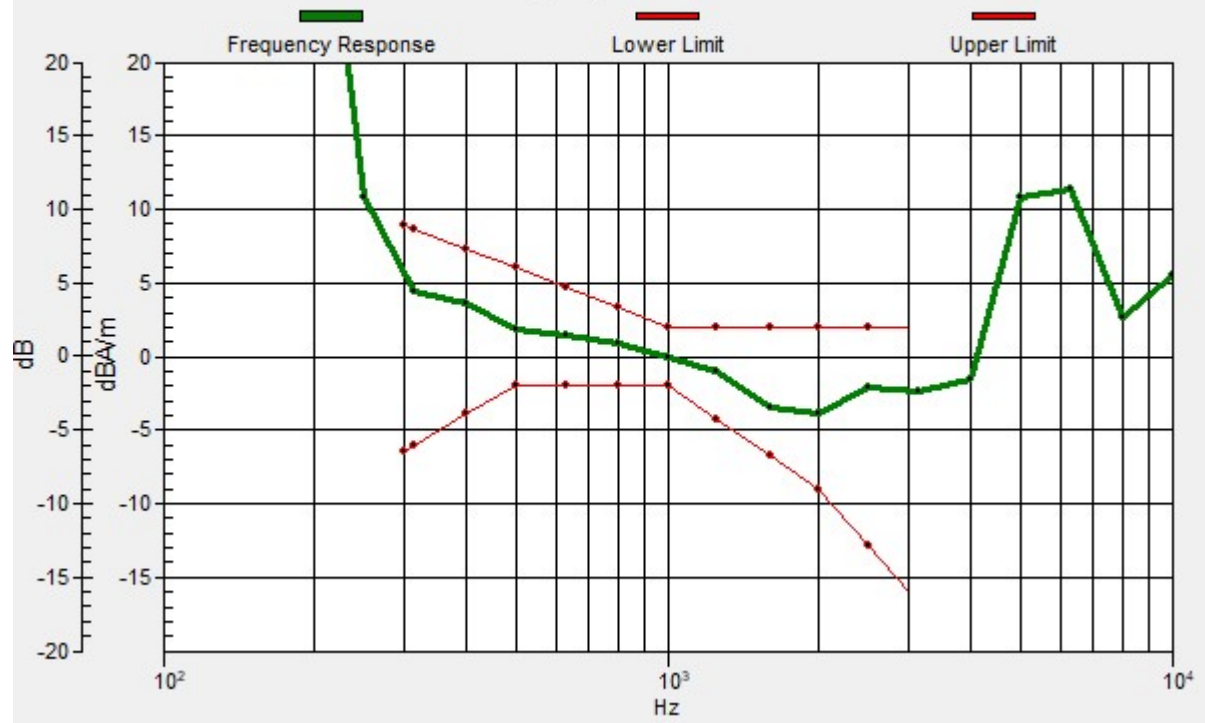
Location: 4.2, -8.3, 3.7 mm



0 dB = 193.8 = 45.75 dB

# Ch1413/z (axial) wideband at best S/N/ABM Freq Resp(x,y,z,f)

Loc: 4.2, -8.3, 3.7 mm Diff: 2dB



#### 4\_HAC T-Coil WCDMA IV\_Voice\_Ch1413(Y)

Communication System: UID 0, WCDMA (0); Frequency: 1732.6 MHz; Duty Cycle: 1:1

Medium: Air Medium parameters used:  $\sigma = 0$  S/m,  $\epsilon_r = 1$ ;  $\rho = 0$  kg/m<sup>3</sup>

Ambient Temperature : 23.3 °C;

DASY5 Configuration:

- Probe: AM1DV3 - 3093; Calibrated: 2023/1/31
- Sensor-Surface: 0mm (Fix Surface)
- Electronics: DAE4 Sn1649; Calibrated: 2023/4/24
- Phantom: HAC Test Arch with AMCC; Type: SD HAC P01 BA
- Measurement SW: DASY52, Version 52.10 (4); SEMCAD X Version 14.6.14 (7501)


**Ch1413/y (transversal) 4.2mm 50 x 50/ABM SNR(x,y,z) (13x13x1):** Measurement grid:

dx=10mm, dy=10mm

ABM1/ABM2 = 42.59 dB

ABM1 comp = -6.73 dBA/m

Location: 4.2, -20.8, 3.7 mm



0 dB = 134.7 = 42.59 dB

### 5\_HAC T-Coil WCDMA V\_Voice\_Ch4182(Z)

Communication System: UID 0, WCDMA (0); Frequency: 836.4 MHz; Duty Cycle: 1:1

Medium: Air Medium parameters used:  $\sigma = 0$  S/m,  $\epsilon_r = 1$ ;  $\rho = 0$  kg/m<sup>3</sup>

Ambient Temperature : 23.3 °C;

DASY5 Configuration:

- Probe: AM1DV3 - 3093; Calibrated: 2023/1/31

- Sensor-Surface: 0mm (Fix Surface)

- Electronics: DAE4 Sn1649; Calibrated: 2023/4/24

- Phantom: HAC Test Arch with AMCC; Type: SD HAC P01 BA

- Measurement SW: DASY52, Version 52.10 (4); SEMCAD X Version 14.6.14 (7501)


**Ch4182/z (axial) 4.2mm 50 x 50/ABM SNR(x,y,z) (13x13x1):** Measurement grid:

dx=10mm, dy=10mm

ABM1/ABM2 = 46.59 dB

ABM1 comp = 1.89 dBA/m

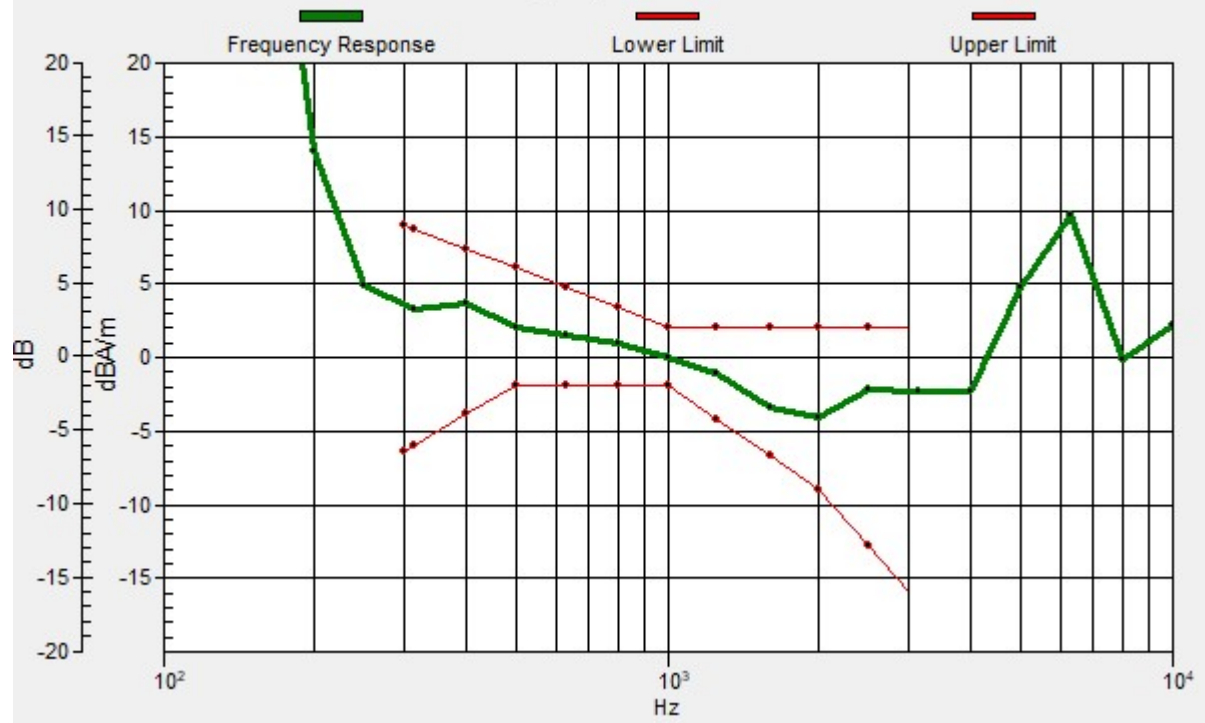
Location: 4.2, -8.3, 3.7 mm



0 dB = 213.5 = 46.59 dB

# Ch4182/z (axial) wideband at best S/N/ABM Freq Resp(x,y,z,f)

Loc: 4.2, -8.3, 3.7 mm Diff: 2dB



### 5\_HAC T-Coil WCDMA V\_Voice\_Ch4182(Y)

Communication System: UID 0, WCDMA (0); Frequency: 836.4 MHz; Duty Cycle: 1:1

Medium: Air Medium parameters used:  $\sigma = 0$  S/m,  $\epsilon_r = 1$ ;  $\rho = 0$  kg/m<sup>3</sup>

Ambient Temperature : 23.3 °C;

DASY5 Configuration:

- Probe: AM1DV3 - 3093; Calibrated: 2023/1/31
- Sensor-Surface: 0mm (Fix Surface)
- Electronics: DAE4 Sn1649; Calibrated: 2023/4/24
- Phantom: HAC Test Arch with AMCC; Type: SD HAC P01 BA
- Measurement SW: DASY52, Version 52.10 (4); SEMCAD X Version 14.6.14 (7501)


**Ch4182/y (transversal) 4.2mm 50 x 50/ABM SNR(x,y,z) (13x13x1):** Measurement grid:

dx=10mm, dy=10mm

ABM1/ABM2 = 43.26 dB

ABM1 comp = -6.49 dBA/m

Location: 4.2, -20.8, 3.7 mm



0 dB = 145.6 = 43.26 dB

### 6\_HAC T-Coil\_LTE Band 2\_20M\_16QAM\_1RB\_0Offset\_Ch18900(Z)

Communication System: UID 0, LTE-FDD (0); Frequency: 1880 MHz; Duty Cycle: 1:1

Medium: Air Medium parameters used:  $\sigma = 0$  S/m,  $\epsilon_r = 1$ ;  $\rho = 0$  kg/m<sup>3</sup>

Ambient Temperature : 23.3 °C;

DASY5 Configuration:

- Probe: AM1DV3 - 3093; Calibrated: 2023/1/31

- Sensor-Surface: 0mm (Fix Surface)

- Electronics: DAE4 Sn1649; Calibrated: 2023/4/24

- Phantom: HAC Test Arch with AMCC; Type: SD HAC P01 BA

- Measurement SW: DASY52, Version 52.10 (4); SEMCAD X Version 14.6.14 (7501)


**Ch18900/z (axial) 4.2mm 50 x 50/ABM SNR(x,y,z) (13x13x1):** Measurement grid:

dx=10mm, dy=10mm

ABM1/ABM2 = 30.42 dB

ABM1 comp = 0.91 dBA/m

Location: 8.3, -8.3, 3.7 mm

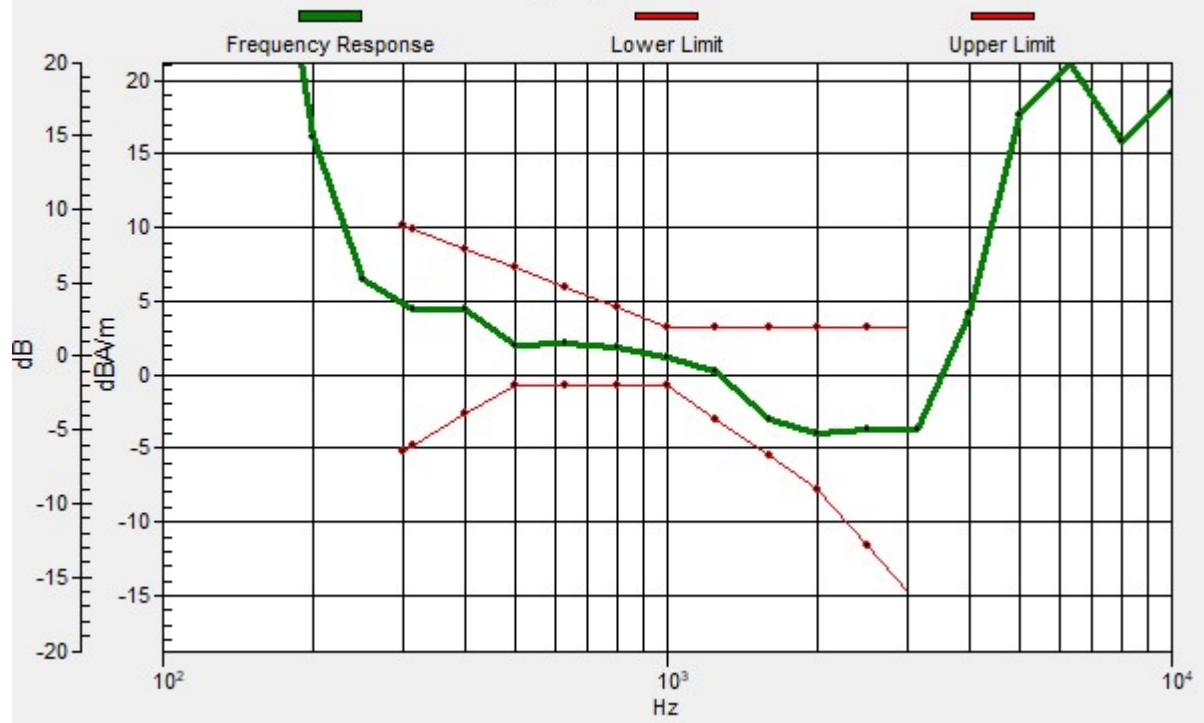


0 dB = 33.20 = 30.42 dB



# Ch18900/z (axial) wideband at best S/N/ABM Freq Resp(x,y,z,f)

Loc: 8.3, -8.3, 3.7 mm Diff: 2dB



### 6\_HAC T-Coil\_LTE Band 2\_20M\_16QAM\_1RB\_0Offset\_Ch18900(Y)

Communication System: UID 0, LTE-FDD (0); Frequency: 1880 MHz;Duty Cycle: 1:1

Medium: Air Medium parameters used:  $\sigma = 0$  S/m,  $\epsilon_r = 1$ ;  $\rho = 0$  kg/m<sup>3</sup>

Ambient Temperature : 23.3 °C;

DASY5 Configuration:

- Probe: AM1DV3 - 3093; Calibrated: 2023/1/31

- Sensor-Surface: 0mm (Fix Surface)

- Electronics: DAE4 Sn1649; Calibrated: 2023/4/24

- Phantom: HAC Test Arch with AMCC; Type: SD HAC P01 BA

- Measurement SW: DASY52, Version 52.10 (4); SEMCAD X Version 14.6.14 (7501)


**Ch18900/y (transversal) 4.2mm 50 x 50/ABM SNR(x,y,z) (13x13x1):** Measurement grid:

dx=10mm, dy=10mm

ABM1/ABM2 = 39.04 dB

ABM1 comp = -9.17 dBA/m

Location: 4.2, -20.8, 3.7 mm



0 dB = 89.53 = 39.04 dB

### 7\_HAC T-Coil\_LTE Band 5\_10M\_16QAM\_1RB\_0Offset\_Ch20525(Z)

Communication System: UID 0, LTE-FDD (0); Frequency: 836.5 MHz; Duty Cycle: 1:1

Medium: Air Medium parameters used:  $\sigma = 0$  S/m,  $\epsilon_r = 1$ ;  $\rho = 0$  kg/m<sup>3</sup>

Ambient Temperature : 23.3 °C;

DASY5 Configuration:

- Probe: AM1DV3 - 3093; Calibrated: 2023/1/31

- Sensor-Surface: 0mm (Fix Surface)

- Electronics: DAE4 Sn1649; Calibrated: 2023/4/24

- Phantom: HAC Test Arch with AMCC; Type: SD HAC P01 BA

- Measurement SW: DASY52, Version 52.10 (4); SEMCAD X Version 14.6.14 (7501)


**Ch20525/z (axial) 4.2mm 50 x 50/ABM SNR(x,y,z) (13x13x1):** Measurement grid:

dx=10mm, dy=10mm

ABM1/ABM2 = 32.04 dB

ABM1 comp = -1.39 dBA/m

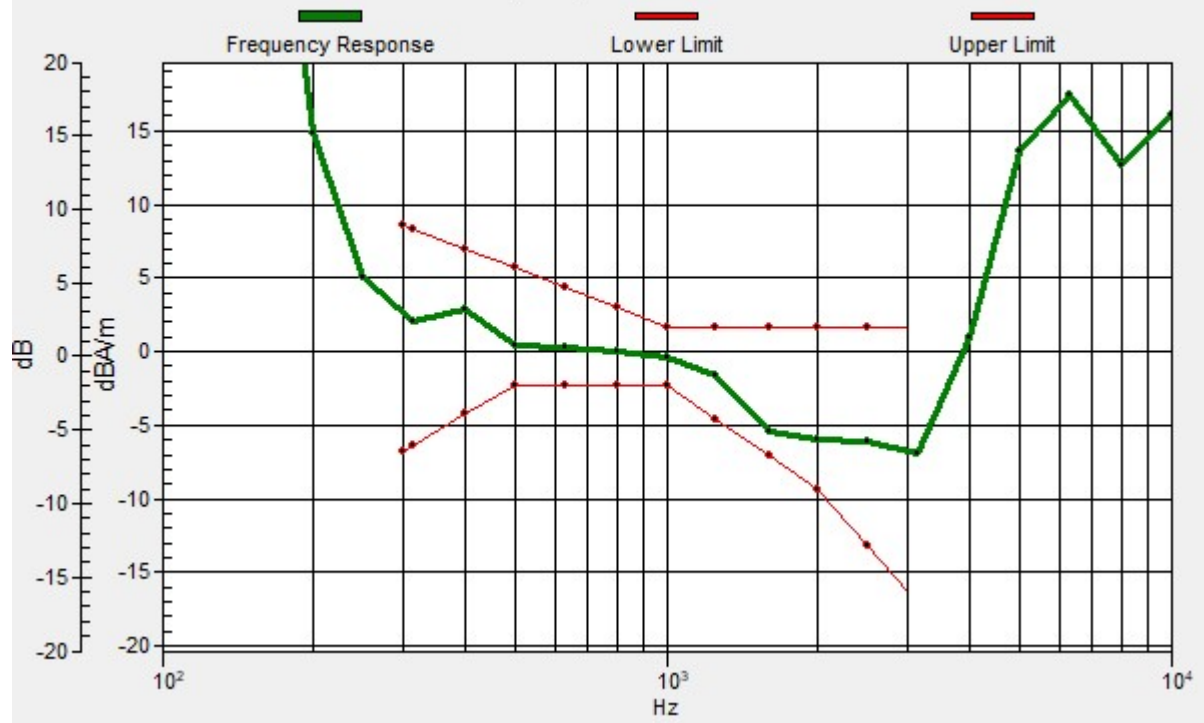
Location: 4.2, -12.5, 3.7 mm



0 dB = 39.99 = 32.04 dB

# Ch20525/z (axial) wideband at best S/N/ABM Freq Resp(x,y,z,f)

Loc: 4.2, -12.5, 3.7 mm Diff: 1.68dB



### 7\_HAC T-Coil\_LTE Band 5\_10M\_16QAM\_1RB\_0Offset\_Ch20525(Y)

Communication System: UID 0, LTE-FDD (0); Frequency: 836.5 MHz; Duty Cycle: 1:1

Medium: Air Medium parameters used:  $\sigma = 0$  S/m,  $\epsilon_r = 1$ ;  $\rho = 0$  kg/m<sup>3</sup>

Ambient Temperature : 23.3 °C;

DASY5 Configuration:

- Probe: AM1DV3 - 3093; Calibrated: 2023/1/31

- Sensor-Surface: 0mm (Fix Surface)

- Electronics: DAE4 Sn1649; Calibrated: 2023/4/24

- Phantom: HAC Test Arch with AMCC; Type: SD HAC P01 BA

- Measurement SW: DASY52, Version 52.10 (4); SEMCAD X Version 14.6.14 (7501)


**Ch20525/y (transversal) 4.2mm 50 x 50/ABM SNR(x,y,z) (13x13x1):** Measurement grid:

dx=10mm, dy=10mm

ABM1/ABM2 = 31.61 dB

ABM1 comp = -14.28 dBA/m

Location: 0, 4.2, 3.7 mm



0 dB = 38.04 = 31.61 dB

### 8\_HAC T-Coil\_LTE Band 7\_20M\_16QAM\_1RB\_0Offset\_Ch21100(Z)

Communication System: UID 0, LTE-FDD (0); Frequency: 2535 MHz; Duty Cycle: 1:1

Medium: Air Medium parameters used:  $\sigma = 0$  S/m,  $\epsilon_r = 1$ ;  $\rho = 0$  kg/m<sup>3</sup>

Ambient Temperature : 23.3 °C;

DASY5 Configuration:

- Probe: AM1DV3 - 3093; Calibrated: 2023/1/31
- Sensor-Surface: 0mm (Fix Surface)
- Electronics: DAE4 Sn1649; Calibrated: 2023/4/24
- Phantom: HAC Test Arch with AMCC; Type: SD HAC P01 BA
- Measurement SW: DASY52, Version 52.10 (4); SEMCAD X Version 14.6.14 (7501)


**Ch21100/z (axial) 4.2mm 50 x 50/ABM SNR(x,y,z) (13x13x1):** Measurement grid:

dx=10mm, dy=10mm

ABM1/ABM2 = 32.30 dB

ABM1 comp = -0.91 dBA/m

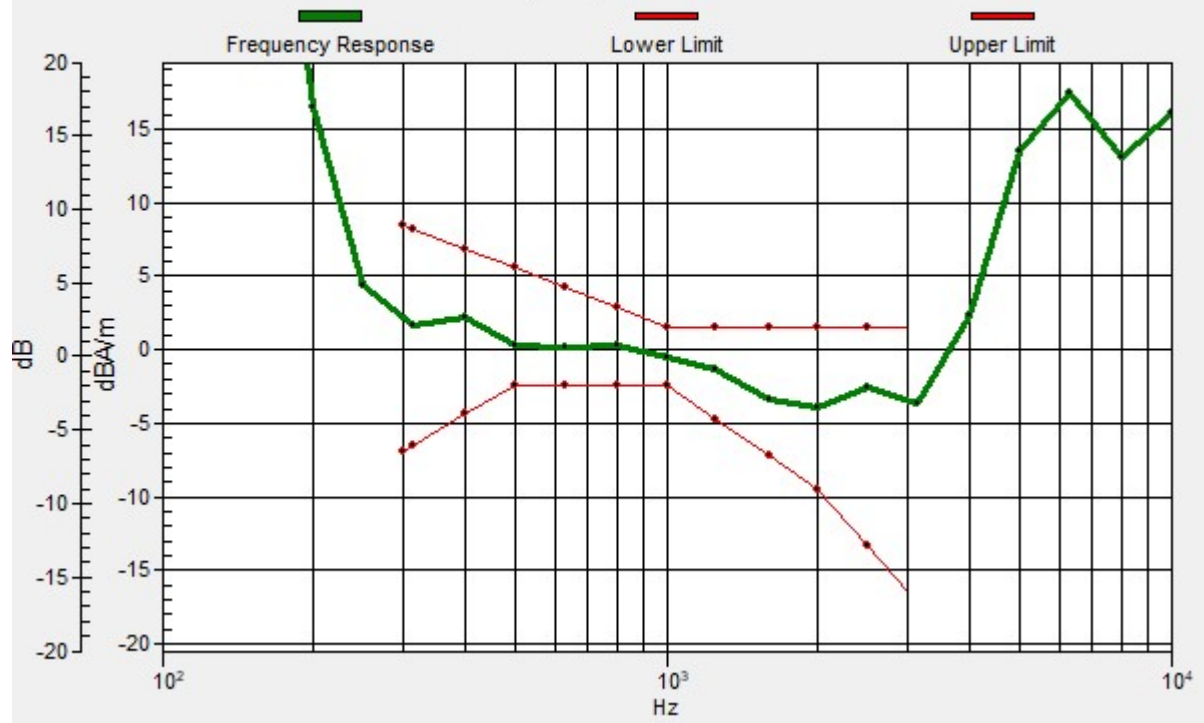
Location: 4.2, -12.5, 3.7 mm



0 dB = 41.21 = 32.30 dB

# Ch21100/z (axial) wideband at best S/N/ABM Freq Resp(x,y,z,f)

Loc: 4.2, -12.5, 3.7 mm Diff: 2dB



### 8\_HAC T-Coil\_LTE Band 7\_20M\_16QAM\_1RB\_0Offset\_Ch21100(Y)

Communication System: UID 0, LTE-FDD (0); Frequency: 2535 MHz; Duty Cycle: 1:1

Medium: Air Medium parameters used:  $\sigma = 0$  S/m,  $\epsilon_r = 1$ ;  $\rho = 0$  kg/m<sup>3</sup>

Ambient Temperature : 23.3 °C;

DASY5 Configuration:

- Probe: AM1DV3 - 3093; Calibrated: 2023/1/31

- Sensor-Surface: 0mm (Fix Surface)

- Electronics: DAE4 Sn1649; Calibrated: 2023/4/24

- Phantom: HAC Test Arch with AMCC; Type: SD HAC P01 BA

- Measurement SW: DASY52, Version 52.10 (4); SEMCAD X Version 14.6.14 (7501)


**Ch21100/y (transversal) 4.2mm 50 x 50/ABM SNR(x,y,z) (13x13x1):** Measurement grid:

dx=10mm, dy=10mm

ABM1/ABM2 = 31.17 dB

ABM1 comp = -13.16 dBA/m

Location: 0, 4.2, 3.7 mm



0 dB = 36.20 = 31.17 dB



### 9\_HAC T-Coil\_LTE Band 12\_10M\_16QAM\_1RB\_0Offset\_Ch23095(Z)

Communication System: UID 0, LTE-FDD (0); Frequency: 707.5 MHz;Duty Cycle: 1:1

Medium: Air Medium parameters used:  $\sigma = 0$  S/m,  $\epsilon_r = 1$ ;  $\rho = 0$  kg/m<sup>3</sup>

Ambient Temperature : 23.3 °C;

DASY5 Configuration:

- Probe: AM1DV3 - 3093; Calibrated: 2023/1/31

- Sensor-Surface: 0mm (Fix Surface)

- Electronics: DAE4 Sn1649; Calibrated: 2023/4/24

- Phantom: HAC Test Arch with AMCC; Type: SD HAC P01 BA

- Measurement SW: DASY52, Version 52.10 (4); SEMCAD X Version 14.6.14 (7501)


**Ch23095/z (axial) 4.2mm 50 x 50/ABM SNR(x,y,z) (13x13x1):** Measurement grid:

dx=10mm, dy=10mm

ABM1/ABM2 = 31.10 dB

ABM1 comp = 0.10 dBA/m

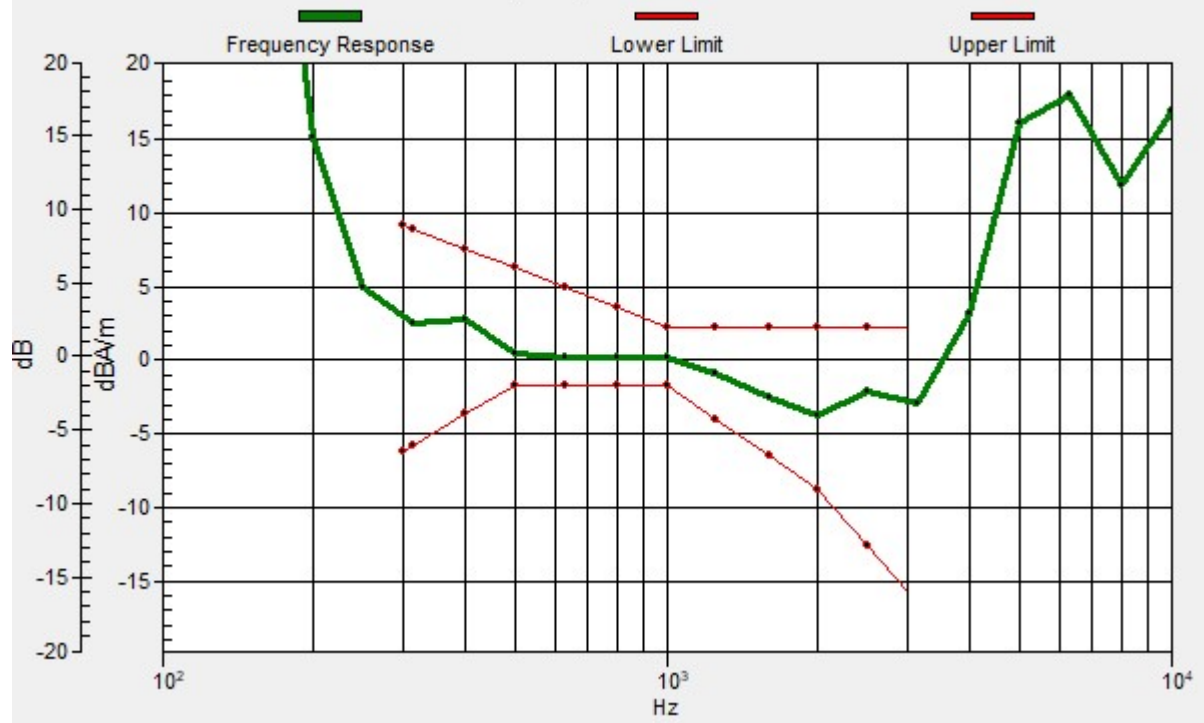
Location: 8.3, -12.5, 3.7 mm



0 dB = 35.88 = 31.10 dB

# Ch23095/z (axial) wideband at best S/N/ABM Freq Resp(x,y,z,f)

Loc: 8.3, -12.5, 3.7 mm Diff: 1.95dB



### 9\_HAC T-Coil\_LTE Band 12\_10M\_16QAM\_1RB\_0Offset\_Ch23095(Y)

Communication System: UID 0, LTE-FDD (0); Frequency: 707.5 MHz;Duty Cycle: 1:1

Medium: Air Medium parameters used:  $\sigma = 0$  S/m,  $\epsilon_r = 1$ ;  $\rho = 0$  kg/m<sup>3</sup>

Ambient Temperature : 23.3 °C;

DASY5 Configuration:

- Probe: AM1DV3 - 3093; Calibrated: 2023/1/31
- Sensor-Surface: 0mm (Fix Surface)
- Electronics: DAE4 Sn1649; Calibrated: 2023/4/24
- Phantom: HAC Test Arch with AMCC; Type: SD HAC P01 BA
- Measurement SW: DASY52, Version 52.10 (4); SEMCAD X Version 14.6.14 (7501)


**Ch23095/y (transversal) 4.2mm 50 x 50/ABM SNR(x,y,z) (13x13x1):** Measurement grid:

dx=10mm, dy=10mm

ABM1/ABM2 = 33.38 dB

ABM1 comp = -15.00 dBA/m

Location: 0, 8.3, 3.7 mm



0 dB = 46.64 = 33.38 dB

### 10\_HAC T-Coil\_LTE Band 13\_10M\_16QAM\_1RB\_0Offset\_Ch23230(Z)

Communication System: UID 0, LTE-FDD (0); Frequency: 782 MHz;Duty Cycle: 1:1

Medium: Air Medium parameters used:  $\sigma = 0$  S/m,  $\epsilon_r = 1$ ;  $\rho = 0$  kg/m<sup>3</sup>

Ambient Temperature : 23.3 °C;

DASY5 Configuration:

- Probe: AM1DV3 - 3093; Calibrated: 2023/1/31

- Sensor-Surface: 0mm (Fix Surface)

- Electronics: DAE4 Sn1649; Calibrated: 2023/4/24

- Phantom: HAC Test Arch with AMCC; Type: SD HAC P01 BA

- Measurement SW: DASY52, Version 52.10 (4); SEMCAD X Version 14.6.14 (7501)


**Ch23230/z (axial) 4.2mm 50 x 50/ABM SNR(x,y,z) (13x13x1):** Measurement grid:

dx=10mm, dy=10mm

ABM1/ABM2 = 31.52 dB

ABM1 comp = -0.83 dBA/m

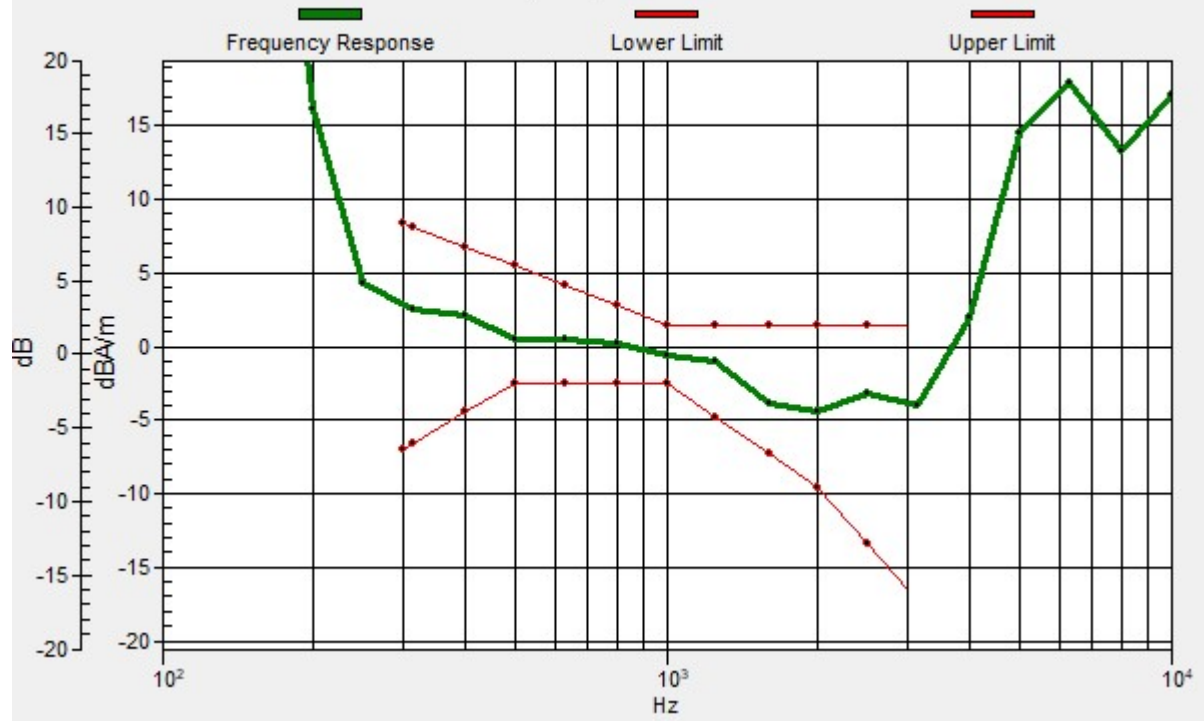
Location: 4.2, -12.5, 3.7 mm



0 dB = 37.65 = 31.52 dB

# Ch23230/z (axial) wideband at best S/N/ABM Freq Resp(x,y,z,f)

Loc: 4.2, -12.5, 3.7 mm Diff: 2dB



### 10\_HAC T-Coil\_LTE Band 13\_10M\_16QAM\_1RB\_0Offset\_Ch23230(Y)

Communication System: UID 0, LTE-FDD (0); Frequency: 782 MHz;Duty Cycle: 1:1

Medium: Air Medium parameters used:  $\sigma = 0$  S/m,  $\epsilon_r = 1$ ;  $\rho = 0$  kg/m<sup>3</sup>

Ambient Temperature : 23.3 °C;

DASY5 Configuration:

- Probe: AM1DV3 - 3093; Calibrated: 2023/1/31
- Sensor-Surface: 0mm (Fix Surface)
- Electronics: DAE4 Sn1649; Calibrated: 2023/4/24
- Phantom: HAC Test Arch with AMCC; Type: SD HAC P01 BA
- Measurement SW: DASY52, Version 52.10 (4); SEMCAD X Version 14.6.14 (7501)


**Ch23230/y (transversal) 4.2mm 50 x 50/ABM SNR(x,y,z) (13x13x1):** Measurement grid:

dx=10mm, dy=10mm

ABM1/ABM2 = 35.82 dB

ABM1 comp = -5.72 dBA/m

Location: 4.2, -16.7, 3.7 mm



0 dB = 61.79 = 35.82 dB

### 11\_HAC T-Coil\_LTE Band 25\_20M\_16QAM\_1RB\_0Offset\_Ch26340(Z)

Communication System: UID 0, LTE-FDD (0); Frequency: 1880 MHz; Duty Cycle: 1:1

Medium: Air Medium parameters used:  $\sigma = 0$  S/m,  $\epsilon_r = 1$ ;  $\rho = 0$  kg/m<sup>3</sup>

Ambient Temperature : 23.3 °C;

DASY5 Configuration:

- Probe: AM1DV3 - 3093; Calibrated: 2023/1/31
- Sensor-Surface: 0mm (Fix Surface)
- Electronics: DAE4 Sn1649; Calibrated: 2023/4/24
- Phantom: HAC Test Arch with AMCC; Type: SD HAC P01 BA
- Measurement SW: DASY52, Version 52.10 (4); SEMCAD X Version 14.6.14 (7501)


**Ch26340/z (axial) 4.2mm 50 x 50/ABM SNR(x,y,z) (13x13x1):** Measurement grid:

dx=10mm, dy=10mm

ABM1/ABM2 = 43.79 dB

ABM1 comp = -0.73 dBA/m

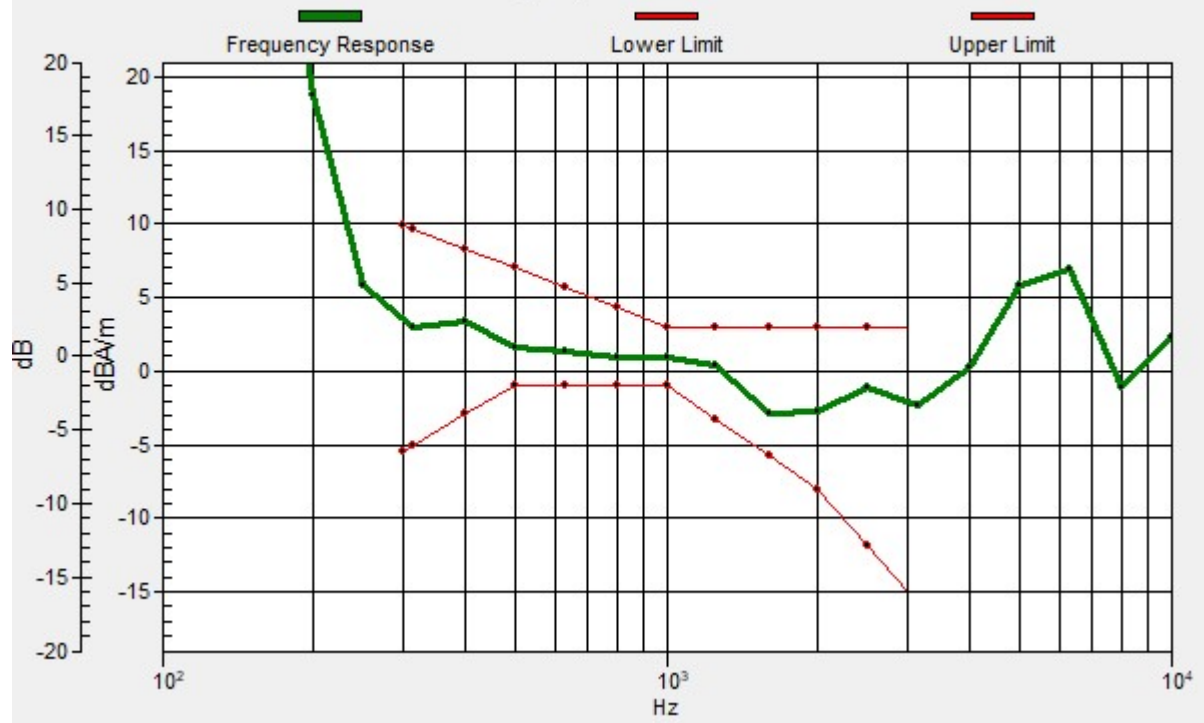
Location: 4.2, -8.3, 3.7 mm



0 dB = 154.6 = 43.79 dB

# Ch26340/z (axial) wideband at best S/N/ABM Freq Resp(x,y,z,f)

Loc: 4.2, -8.3, 3.7 mm Diff: 1.87dB





### 11\_HAC T-Coil\_LTE Band 25\_20M\_16QAM\_1RB\_0Offset\_Ch26340(Y)

Communication System: UID 0, LTE-FDD (0); Frequency: 1880 MHz; Duty Cycle: 1:1

Medium: Air Medium parameters used:  $\sigma = 0$  S/m,  $\epsilon_r = 1$ ;  $\rho = 0$  kg/m<sup>3</sup>

Ambient Temperature : 23.3 °C;

DASY5 Configuration:

- Probe: AM1DV3 - 3093; Calibrated: 2023/1/31

- Sensor-Surface: 0mm (Fix Surface)

- Electronics: DAE4 Sn1649; Calibrated: 2023/4/24

- Phantom: HAC Test Arch with AMCC; Type: SD HAC P01 BA

- Measurement SW: DASY52, Version 52.10 (4); SEMCAD X Version 14.6.14 (7501)


**Ch26340/y (transversal) 4.2mm 50 x 50/ABM SNR(x,y,z) (13x13x1):** Measurement grid:

dx=10mm, dy=10mm

ABM1/ABM2 = 38.33 dB

ABM1 comp = -10.25 dBA/m

Location: 4.2, -20.8, 3.7 mm



0 dB = 82.50 = 38.33 dB

### 12\_HAC T-Coil\_LTE Band 26\_15M\_16QAM\_1RB\_0Offset\_Ch26865(Z)

Communication System: UID 0, LTE-FDD (0); Frequency: 831.5 MHz;Duty Cycle: 1:1

Medium: Air Medium parameters used:  $\sigma = 0$  S/m,  $\epsilon_r = 1$ ;  $\rho = 0$  kg/m<sup>3</sup>

Ambient Temperature : 23.3 °C;

DASY5 Configuration:

- Probe: AM1DV3 - 3093; Calibrated: 2023/1/31

- Sensor-Surface: 0mm (Fix Surface)

- Electronics: DAE4 Sn1649; Calibrated: 2023/4/24

- Phantom: HAC Test Arch with AMCC; Type: SD HAC P01 BA

- Measurement SW: DASY52, Version 52.10 (4); SEMCAD X Version 14.6.14 (7501)


**Ch26865/z (axial) 4.2mm 50 x 50/ABM SNR(x,y,z) (13x13x1):** Measurement grid:

dx=10mm, dy=10mm

ABM1/ABM2 = 43.73 dB

ABM1 comp = 0.67 dBA/m

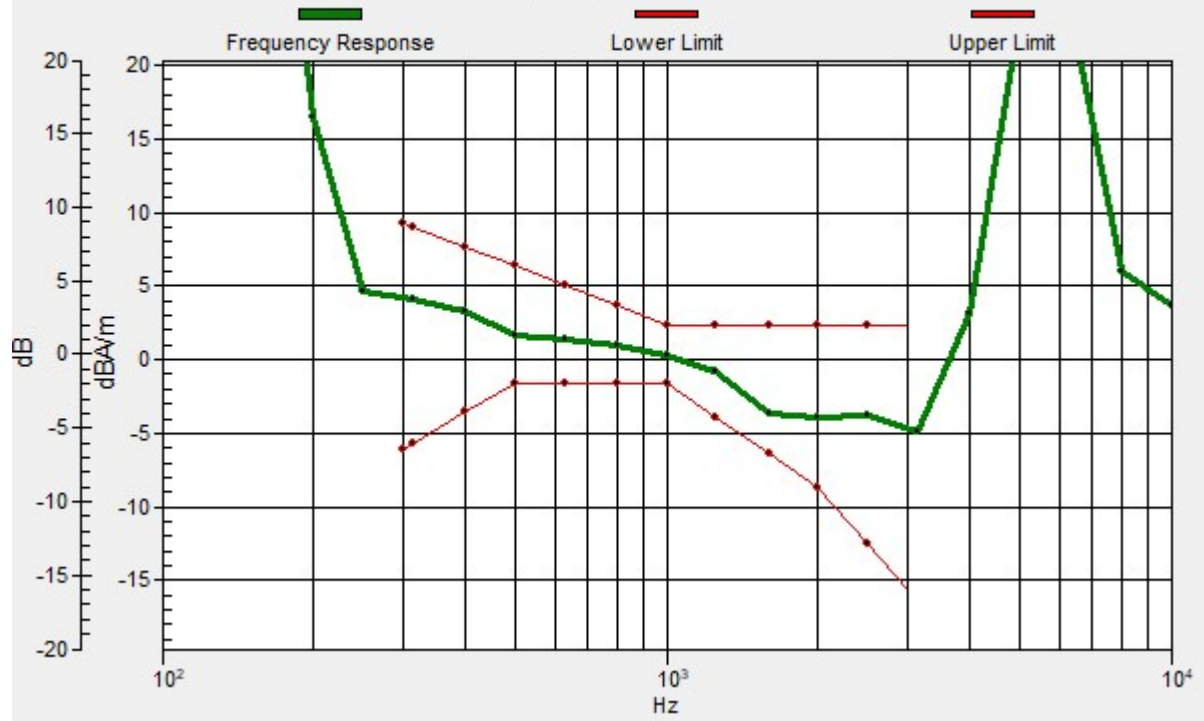
Location: 4.2, -12.5, 3.7 mm



0 dB = 153.7 = 43.73 dB

# Ch26865/z (axial) wideband at best S/N/ABM Freq Resp(x,y,z,f)

Loc: 4.2, -12.5, 3.7 mm Diff: 2dB



### 12\_HAC T-Coil\_LTE Band 26\_15M\_16QAM\_1RB\_0Offset\_Ch26865(Y)

Communication System: UID 0, LTE-FDD (0); Frequency: 831.5 MHz;Duty Cycle: 1:1

Medium: Air Medium parameters used:  $\sigma = 0$  S/m,  $\epsilon_r = 1$ ;  $\rho = 0$  kg/m<sup>3</sup>

Ambient Temperature : 23.3 °C;

DASY5 Configuration:

- Probe: AM1DV3 - 3093; Calibrated: 2023/1/31

- Sensor-Surface: 0mm (Fix Surface)

- Electronics: DAE4 Sn1649; Calibrated: 2023/4/24

- Phantom: HAC Test Arch with AMCC; Type: SD HAC P01 BA

- Measurement SW: DASY52, Version 52.10 (4); SEMCAD X Version 14.6.14 (7501)


**Ch26865/y (transversal) 4.2mm 50 x 50/ABM SNR(x,y,z) (13x13x1):** Measurement grid:

dx=10mm, dy=10mm

ABM1/ABM2 = 40.31 dB

ABM1 comp = -6.33 dBA/m

Location: 4.2, -20.8, 3.7 mm



0 dB = 103.7 = 40.31 dB

### 13\_HAC T-Coil\_LTE Band 41\_20M\_16QAM\_1RB\_0Offset\_Ch40620(Z)

Communication System: UID 0, LTE-TDD (0); Frequency: 2593 MHz;Duty Cycle: 1:1.59

Medium: Air Medium parameters used:  $\sigma = 0$  S/m,  $\epsilon_r = 1$ ;  $\rho = 0$  kg/m<sup>3</sup>

Ambient Temperature : 23.3 °C;

#### DASY5 Configuration:

- Probe: AM1DV3 - 3093; Calibrated: 2023/1/31
- Sensor-Surface: 0mm (Fix Surface)
- Electronics: DAE4 Sn1649; Calibrated: 2023/4/24
- Phantom: HAC Test Arch with AMCC; Type: SD HAC P01 BA
- Measurement SW: DASY52, Version 52.10 (4); SEMCAD X Version 14.6.14 (7501)


#### Ch40620/z (axial) 4.2mm 50 x 50/ABM SNR(x,y,z) (13x13x1): Measurement grid:

dx=10mm, dy=10mm

ABM1/ABM2 = 22.77 dB

ABM1 comp = -1.23 dBA/m

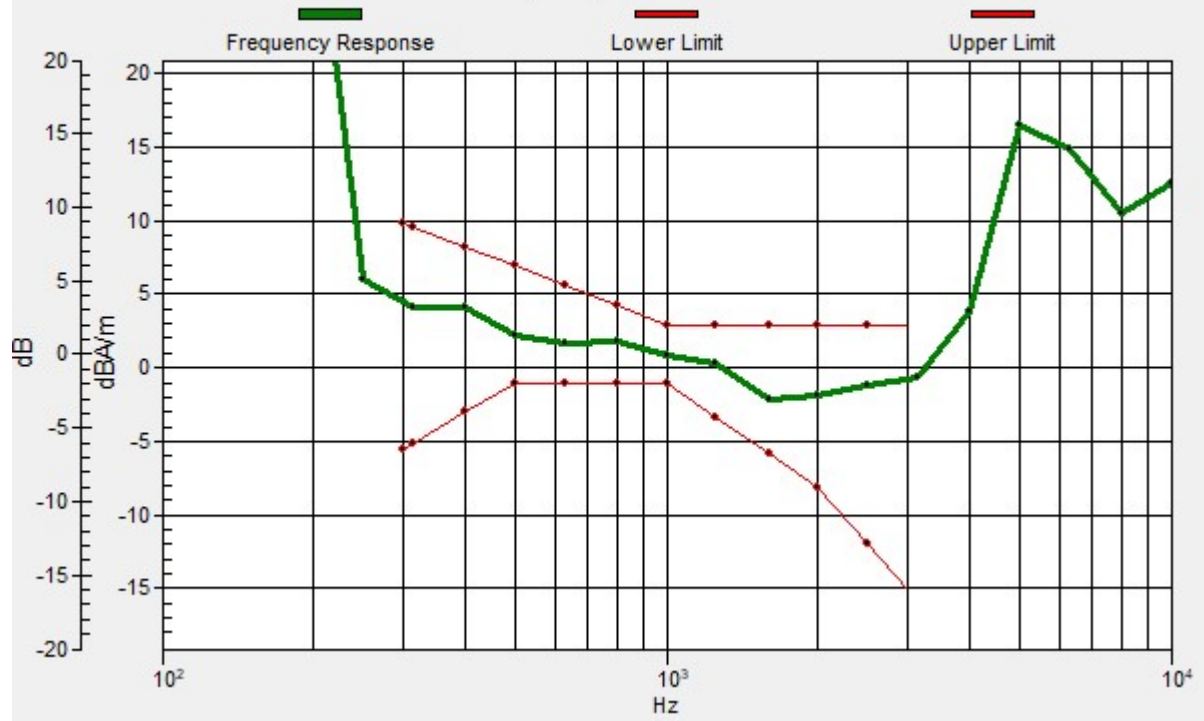
Location: 4.2, -12.5, 3.7 mm



0 dB = 13.76 = 22.77 dB

# Ch40620/z (axial) wideband at best S/N/ABM Freq Resp(x,y,z,f)

Loc: 4.2, -12.5, 3.7 mm Diff: 2dB



### 13\_HAC T-Coil\_LTE Band 41\_20M\_16QAM\_1RB\_0Offset\_Ch40620(Y)

Communication System: UID 0, LTE-TDD (0); Frequency: 2593 MHz; Duty Cycle: 1:1.59

Medium: Air Medium parameters used:  $\sigma = 0$  S/m,  $\epsilon_r = 1$ ;  $\rho = 0$  kg/m<sup>3</sup>

Ambient Temperature : 23.3 °C;

#### DASY5 Configuration:

- Probe: AM1DV3 - 3093; Calibrated: 2023/1/31
- Sensor-Surface: 0mm (Fix Surface)
- Electronics: DAE4 Sn1649; Calibrated: 2023/4/24
- Phantom: HAC Test Arch with AMCC; Type: SD HAC P01 BA
- Measurement SW: DASY52, Version 52.10 (4); SEMCAD X Version 14.6.14 (7501)


#### Ch40620/y (transversal) 4.2mm 50 x 50/ABM SNR(x,y,z) (13x13x1): Measurement grid:

dx=10mm, dy=10mm

ABM1/ABM2 = 28.84 dB

ABM1 comp = -11.70 dBA/m

Location: 0, 4.2, 3.7 mm



0 dB = 27.67 = 28.84 dB

### 14\_HAC T-Coil\_LTE Band 41\_20M\_16QAM\_1RB\_0Offset\_Ch40620(Z)

Communication System: UID 0, LTE-TDD (0); Frequency: 2593 MHz; Duty Cycle: 1:1.59

Medium: Air Medium parameters used:  $\sigma = 0$  S/m,  $\epsilon_r = 1$ ;  $\rho = 0$  kg/m<sup>3</sup>

Ambient Temperature : 23.3 °C;

#### DASY5 Configuration:

- Probe: AM1DV3 - 3093; Calibrated: 2023/1/31
- Sensor-Surface: 0mm (Fix Surface)
- Electronics: DAE4 Sn1649; Calibrated: 2023/4/24
- Phantom: HAC Test Arch with AMCC; Type: SD HAC P01 BA
- Measurement SW: DASY52, Version 52.10 (4); SEMCAD X Version 14.6.14 (7501)


#### Ch40620/z (axial) 4.2mm 50 x 50/ABM SNR(x,y,z) (13x13x1): Measurement grid:

dx=10mm, dy=10mm

ABM1/ABM2 = 20.56 dB

ABM1 comp = -4.09 dBA/m

Location: 4.2, -12.5, 3.7 mm



0 dB = 10.66 = 20.56 dB