



		6																																																																																							
Mode	Band Edge																																																																																								
	2400-2483.5_802.11g_CH11_2462MHz																																																																																								
Pol.	Horizontal		Fundamental																																																																																						
Peak																																																																																									
	<table border="1"> <thead> <tr> <th></th> <th>Limit</th> <th>Read</th> <th>Ant</th> <th>Cable</th> <th>Preamp</th> <th>Aux</th> <th>APos</th> <th>TPos</th> <th></th> </tr> <tr> <th>Freq</th> <th>Level</th> <th>Line Margin</th> <th>Level Factor</th> <th>Loss Factor</th> <th>Loss Factor</th> <th>Factor</th> <th></th> <th></th> <th>Remark</th> </tr> <tr> <th></th> <th>MHz</th> <th>dBuV/m</th> <th>dBuV/m</th> <th>dB</th> <th>dBuV</th> <th>dB/m</th> <th>dB</th> <th>dB</th> <th>cm</th> <th>deg</th> </tr> </thead> <tbody> <tr> <td>1</td> <td>2483.62</td> <td>68.49</td> <td>74.00</td> <td>-5.51</td> <td>55.62</td> <td>32.77</td> <td>6.73</td> <td>32.63</td> <td>6.00</td> <td>181</td> <td>74 PEAK</td> </tr> </tbody> </table>			Limit	Read	Ant	Cable	Preamp	Aux	APos	TPos		Freq	Level	Line Margin	Level Factor	Loss Factor	Loss Factor	Factor			Remark		MHz	dBuV/m	dBuV/m	dB	dBuV	dB/m	dB	dB	cm	deg	1	2483.62	68.49	74.00	-5.51	55.62	32.77	6.73	32.63	6.00	181	74 PEAK	<table border="1"> <thead> <tr> <th></th> <th>Limit</th> <th>Read</th> <th>Ant</th> <th>Cable</th> <th>Preamp</th> <th>Aux</th> <th>APos</th> <th>TPos</th> <th></th> </tr> <tr> <th>Freq</th> <th>Level</th> <th>Line Margin</th> <th>Level Factor</th> <th>Loss Factor</th> <th>Loss Factor</th> <th>Factor</th> <th></th> <th></th> <th>Remark</th> </tr> <tr> <th></th> <th>MHz</th> <th>dBuV/m</th> <th>dBuV/m</th> <th>dB</th> <th>dBuV</th> <th>dB/m</th> <th>dB</th> <th>dB</th> <th>cm</th> <th>deg</th> </tr> </thead> <tbody> <tr> <td>1</td> <td>2462.00</td> <td>108.86</td> <td>-----</td> <td>-----</td> <td>96.27</td> <td>32.58</td> <td>6.70</td> <td>32.69</td> <td>6.00</td> <td>181</td> <td>74 PEAK</td> </tr> </tbody> </table>			Limit	Read	Ant	Cable	Preamp	Aux	APos	TPos		Freq	Level	Line Margin	Level Factor	Loss Factor	Loss Factor	Factor			Remark		MHz	dBuV/m	dBuV/m	dB	dBuV	dB/m	dB	dB	cm	deg	1	2462.00	108.86	-----	-----	96.27	32.58	6.70	32.69	6.00	181
	Limit	Read	Ant	Cable	Preamp	Aux	APos	TPos																																																																																	
Freq	Level	Line Margin	Level Factor	Loss Factor	Loss Factor	Factor			Remark																																																																																
	MHz	dBuV/m	dBuV/m	dB	dBuV	dB/m	dB	dB	cm	deg																																																																															
1	2483.62	68.49	74.00	-5.51	55.62	32.77	6.73	32.63	6.00	181	74 PEAK																																																																														
	Limit	Read	Ant	Cable	Preamp	Aux	APos	TPos																																																																																	
Freq	Level	Line Margin	Level Factor	Loss Factor	Loss Factor	Factor			Remark																																																																																
	MHz	dBuV/m	dBuV/m	dB	dBuV	dB/m	dB	dB	cm	deg																																																																															
1	2462.00	108.86	-----	-----	96.27	32.58	6.70	32.69	6.00	181	74 PEAK																																																																														
Avg																																																																																									
	<table border="1"> <thead> <tr> <th></th> <th>Limit</th> <th>Read</th> <th>Ant</th> <th>Cable</th> <th>Preamp</th> <th>Aux</th> <th>APos</th> <th>TPos</th> <th></th> </tr> <tr> <th>Freq</th> <th>Level</th> <th>Line Margin</th> <th>Level Factor</th> <th>Loss Factor</th> <th>Loss Factor</th> <th>Factor</th> <th></th> <th></th> <th>Remark</th> </tr> <tr> <th></th> <th>MHz</th> <th>dBuV/m</th> <th>dBuV/m</th> <th>dB</th> <th>dBuV</th> <th>dB/m</th> <th>dB</th> <th>dB</th> <th>cm</th> <th>deg</th> </tr> </thead> <tbody> <tr> <td>1</td> <td>2483.51</td> <td>58.15</td> <td>54.00</td> <td>-3.85</td> <td>37.28</td> <td>32.77</td> <td>6.73</td> <td>32.63</td> <td>6.00</td> <td>181</td> <td>74 AVERAGE</td> </tr> </tbody> </table>			Limit	Read	Ant	Cable	Preamp	Aux	APos	TPos		Freq	Level	Line Margin	Level Factor	Loss Factor	Loss Factor	Factor			Remark		MHz	dBuV/m	dBuV/m	dB	dBuV	dB/m	dB	dB	cm	deg	1	2483.51	58.15	54.00	-3.85	37.28	32.77	6.73	32.63	6.00	181	74 AVERAGE	<table border="1"> <thead> <tr> <th></th> <th>Limit</th> <th>Read</th> <th>Ant</th> <th>Cable</th> <th>Preamp</th> <th>Aux</th> <th>APos</th> <th>TPos</th> <th></th> </tr> <tr> <th>Freq</th> <th>Level</th> <th>Line Margin</th> <th>Level Factor</th> <th>Loss Factor</th> <th>Loss Factor</th> <th>Factor</th> <th></th> <th></th> <th>Remark</th> </tr> <tr> <th></th> <th>MHz</th> <th>dBuV/m</th> <th>dBuV/m</th> <th>dB</th> <th>dBuV</th> <th>dB/m</th> <th>dB</th> <th>dB</th> <th>cm</th> <th>deg</th> </tr> </thead> <tbody> <tr> <td>1</td> <td>2462.00</td> <td>99.78</td> <td>-----</td> <td>-----</td> <td>87.19</td> <td>32.58</td> <td>6.70</td> <td>32.69</td> <td>6.00</td> <td>181</td> <td>74 AVERAGE</td> </tr> </tbody> </table>			Limit	Read	Ant	Cable	Preamp	Aux	APos	TPos		Freq	Level	Line Margin	Level Factor	Loss Factor	Loss Factor	Factor			Remark		MHz	dBuV/m	dBuV/m	dB	dBuV	dB/m	dB	dB	cm	deg	1	2462.00	99.78	-----	-----	87.19	32.58	6.70	32.69	6.00	181
	Limit	Read	Ant	Cable	Preamp	Aux	APos	TPos																																																																																	
Freq	Level	Line Margin	Level Factor	Loss Factor	Loss Factor	Factor			Remark																																																																																
	MHz	dBuV/m	dBuV/m	dB	dBuV	dB/m	dB	dB	cm	deg																																																																															
1	2483.51	58.15	54.00	-3.85	37.28	32.77	6.73	32.63	6.00	181	74 AVERAGE																																																																														
	Limit	Read	Ant	Cable	Preamp	Aux	APos	TPos																																																																																	
Freq	Level	Line Margin	Level Factor	Loss Factor	Loss Factor	Factor			Remark																																																																																
	MHz	dBuV/m	dBuV/m	dB	dBuV	dB/m	dB	dB	cm	deg																																																																															
1	2462.00	99.78	-----	-----	87.19	32.58	6.70	32.69	6.00	181	74 AVERAGE																																																																														



		6																																																																																							
Mode	Band Edge																																																																																								
	2400-2483.5_802.11g_CH11_2462MHz																																																																																								
Pol.	Vertical		Fundamental																																																																																						
Peak																																																																																									
	<table border="1"> <thead> <tr> <th></th> <th>Limit</th> <th>Read</th> <th>Ant</th> <th>Cable</th> <th>Preamp</th> <th>Aux</th> <th>APos</th> <th>TPos</th> <th></th> </tr> <tr> <th>Freq</th> <th>Level</th> <th>Line Margin</th> <th>Level Factor</th> <th>Loss Factor</th> <th>Loss Factor</th> <th>Factor</th> <th></th> <th></th> <th>Remark</th> </tr> <tr> <th></th> <th>MHz</th> <th>dBuV/m</th> <th>dBuV/m</th> <th>dB</th> <th>dBuV</th> <th>dB/m</th> <th>dB</th> <th>dB</th> <th>cm</th> <th>deg</th> </tr> </thead> <tbody> <tr> <td>1</td> <td>2484.42</td> <td>62.10</td> <td>74.00</td> <td>-11.90</td> <td>49.21</td> <td>32.78</td> <td>6.73</td> <td>32.62</td> <td>6.00</td> <td>229</td> <td>102 PEAK</td> </tr> </tbody> </table>			Limit	Read	Ant	Cable	Preamp	Aux	APos	TPos		Freq	Level	Line Margin	Level Factor	Loss Factor	Loss Factor	Factor			Remark		MHz	dBuV/m	dBuV/m	dB	dBuV	dB/m	dB	dB	cm	deg	1	2484.42	62.10	74.00	-11.90	49.21	32.78	6.73	32.62	6.00	229	102 PEAK	<table border="1"> <thead> <tr> <th></th> <th>Limit</th> <th>Read</th> <th>Ant</th> <th>Cable</th> <th>Preamp</th> <th>Aux</th> <th>APos</th> <th>TPos</th> <th></th> </tr> <tr> <th>Freq</th> <th>Level</th> <th>Line Margin</th> <th>Level Factor</th> <th>Loss Factor</th> <th>Loss Factor</th> <th>Factor</th> <th></th> <th></th> <th>Remark</th> </tr> <tr> <th></th> <th>MHz</th> <th>dBuV/m</th> <th>dBuV/m</th> <th>dB</th> <th>dBuV</th> <th>dB/m</th> <th>dB</th> <th>dB</th> <th>cm</th> <th>deg</th> </tr> </thead> <tbody> <tr> <td>1</td> <td>2462.00</td> <td>104.87</td> <td>-----</td> <td>-----</td> <td>92.28</td> <td>32.58</td> <td>6.70</td> <td>32.69</td> <td>6.00</td> <td>229</td> <td>102 PEAK</td> </tr> </tbody> </table>			Limit	Read	Ant	Cable	Preamp	Aux	APos	TPos		Freq	Level	Line Margin	Level Factor	Loss Factor	Loss Factor	Factor			Remark		MHz	dBuV/m	dBuV/m	dB	dBuV	dB/m	dB	dB	cm	deg	1	2462.00	104.87	-----	-----	92.28	32.58	6.70	32.69	6.00	229
	Limit	Read	Ant	Cable	Preamp	Aux	APos	TPos																																																																																	
Freq	Level	Line Margin	Level Factor	Loss Factor	Loss Factor	Factor			Remark																																																																																
	MHz	dBuV/m	dBuV/m	dB	dBuV	dB/m	dB	dB	cm	deg																																																																															
1	2484.42	62.10	74.00	-11.90	49.21	32.78	6.73	32.62	6.00	229	102 PEAK																																																																														
	Limit	Read	Ant	Cable	Preamp	Aux	APos	TPos																																																																																	
Freq	Level	Line Margin	Level Factor	Loss Factor	Loss Factor	Factor			Remark																																																																																
	MHz	dBuV/m	dBuV/m	dB	dBuV	dB/m	dB	dB	cm	deg																																																																															
1	2462.00	104.87	-----	-----	92.28	32.58	6.70	32.69	6.00	229	102 PEAK																																																																														
Avg																																																																																									
	<table border="1"> <thead> <tr> <th></th> <th>Limit</th> <th>Read</th> <th>Ant</th> <th>Cable</th> <th>Preamp</th> <th>Aux</th> <th>APos</th> <th>TPos</th> <th></th> </tr> <tr> <th>Freq</th> <th>Level</th> <th>Line Margin</th> <th>Level Factor</th> <th>Loss Factor</th> <th>Loss Factor</th> <th>Factor</th> <th></th> <th></th> <th>Remark</th> </tr> <tr> <th></th> <th>MHz</th> <th>dBuV/m</th> <th>dBuV/m</th> <th>dB</th> <th>dBuV</th> <th>dB/m</th> <th>dB</th> <th>dB</th> <th>cm</th> <th>deg</th> </tr> </thead> <tbody> <tr> <td>1</td> <td>2483.51</td> <td>46.50</td> <td>54.00</td> <td>-7.50</td> <td>33.63</td> <td>32.77</td> <td>6.73</td> <td>32.63</td> <td>6.00</td> <td>229</td> <td>102 AVERAGE</td> </tr> </tbody> </table>			Limit	Read	Ant	Cable	Preamp	Aux	APos	TPos		Freq	Level	Line Margin	Level Factor	Loss Factor	Loss Factor	Factor			Remark		MHz	dBuV/m	dBuV/m	dB	dBuV	dB/m	dB	dB	cm	deg	1	2483.51	46.50	54.00	-7.50	33.63	32.77	6.73	32.63	6.00	229	102 AVERAGE	<table border="1"> <thead> <tr> <th></th> <th>Limit</th> <th>Read</th> <th>Ant</th> <th>Cable</th> <th>Preamp</th> <th>Aux</th> <th>APos</th> <th>TPos</th> <th></th> </tr> <tr> <th>Freq</th> <th>Level</th> <th>Line Margin</th> <th>Level Factor</th> <th>Loss Factor</th> <th>Loss Factor</th> <th>Factor</th> <th></th> <th></th> <th>Remark</th> </tr> <tr> <th></th> <th>MHz</th> <th>dBuV/m</th> <th>dBuV/m</th> <th>dB</th> <th>dBuV</th> <th>dB/m</th> <th>dB</th> <th>dB</th> <th>cm</th> <th>deg</th> </tr> </thead> <tbody> <tr> <td>1</td> <td>2462.00</td> <td>95.97</td> <td>-----</td> <td>-----</td> <td>83.35</td> <td>32.60</td> <td>6.70</td> <td>32.68</td> <td>6.00</td> <td>229</td> <td>102 AVERAGE</td> </tr> </tbody> </table>			Limit	Read	Ant	Cable	Preamp	Aux	APos	TPos		Freq	Level	Line Margin	Level Factor	Loss Factor	Loss Factor	Factor			Remark		MHz	dBuV/m	dBuV/m	dB	dBuV	dB/m	dB	dB	cm	deg	1	2462.00	95.97	-----	-----	83.35	32.60	6.70	32.68	6.00	229
	Limit	Read	Ant	Cable	Preamp	Aux	APos	TPos																																																																																	
Freq	Level	Line Margin	Level Factor	Loss Factor	Loss Factor	Factor			Remark																																																																																
	MHz	dBuV/m	dBuV/m	dB	dBuV	dB/m	dB	dB	cm	deg																																																																															
1	2483.51	46.50	54.00	-7.50	33.63	32.77	6.73	32.63	6.00	229	102 AVERAGE																																																																														
	Limit	Read	Ant	Cable	Preamp	Aux	APos	TPos																																																																																	
Freq	Level	Line Margin	Level Factor	Loss Factor	Loss Factor	Factor			Remark																																																																																
	MHz	dBuV/m	dBuV/m	dB	dBuV	dB/m	dB	dB	cm	deg																																																																															
1	2462.00	95.97	-----	-----	83.35	32.60	6.70	32.68	6.00	229	102 AVERAGE																																																																														



Mode	6																																																																																																																																						
	Harmonic																																																																																																																																						
	2400-2483.5_802.11g_CH11_2462MHz																																																																																																																																						
Pol.	Horizontal	Vertical																																																																																																																																					
Peak Avg																																																																																																																																							
	<table border="1"> <thead> <tr> <th>Limit</th> <th>Read</th> <th>Ant</th> <th>Cable</th> <th>Preamp</th> <th>Aux</th> <th>APos</th> <th>TPos</th> <th>Remark</th> </tr> <tr> <th>Freq</th> <th>Level</th> <th>Line Margin</th> <th>Level Factor</th> <th>Loss Factor</th> <th>Loss Factor</th> <th>Factor</th> <th></th> <th></th> </tr> <tr> <th>MHz</th> <th>dBuV/m</th> <th>dBuV/m</th> <th>dB</th> <th>dBuV</th> <th>dB/m</th> <th>dB</th> <th>dB</th> <th>cm</th> <th>deg</th> </tr> </thead> <tbody> <tr> <td>1</td> <td>4924.00</td> <td>42.14</td> <td>74.00</td> <td>-31.86</td> <td>59.20</td> <td>34.20</td> <td>9.57</td> <td>60.83</td> <td>0.00</td> <td>---</td> <td>---</td> <td>PEAK</td> </tr> <tr> <td>2</td> <td>7386.00</td> <td>53.31</td> <td>74.00</td> <td>-20.69</td> <td>66.35</td> <td>35.73</td> <td>11.72</td> <td>60.49</td> <td>0.00</td> <td>102</td> <td>318</td> <td>PEAK</td> </tr> <tr> <td>3</td> <td>7386.00</td> <td>41.51</td> <td>54.00</td> <td>-12.49</td> <td>54.55</td> <td>35.73</td> <td>11.72</td> <td>60.49</td> <td>0.00</td> <td>102</td> <td>318</td> <td>AVERAGE</td> </tr> </tbody> </table>	Limit	Read	Ant	Cable	Preamp	Aux	APos	TPos	Remark	Freq	Level	Line Margin	Level Factor	Loss Factor	Loss Factor	Factor			MHz	dBuV/m	dBuV/m	dB	dBuV	dB/m	dB	dB	cm	deg	1	4924.00	42.14	74.00	-31.86	59.20	34.20	9.57	60.83	0.00	---	---	PEAK	2	7386.00	53.31	74.00	-20.69	66.35	35.73	11.72	60.49	0.00	102	318	PEAK	3	7386.00	41.51	54.00	-12.49	54.55	35.73	11.72	60.49	0.00	102	318	AVERAGE	<table border="1"> <thead> <tr> <th>Limit</th> <th>Read</th> <th>Ant</th> <th>Cable</th> <th>Preamp</th> <th>Aux</th> <th>APos</th> <th>TPos</th> <th>Remark</th> </tr> <tr> <th>Freq</th> <th>Level</th> <th>Line Margin</th> <th>Level Factor</th> <th>Loss Factor</th> <th>Loss Factor</th> <th>Factor</th> <th></th> <th></th> </tr> <tr> <th>MHz</th> <th>dBuV/m</th> <th>dBuV/m</th> <th>dB</th> <th>dBuV</th> <th>dB/m</th> <th>dB</th> <th>dB</th> <th>cm</th> <th>deg</th> </tr> </thead> <tbody> <tr> <td>1</td> <td>4924.00</td> <td>42.34</td> <td>74.00</td> <td>-31.66</td> <td>59.40</td> <td>34.20</td> <td>9.57</td> <td>60.83</td> <td>0.00</td> <td>---</td> <td>---</td> <td>PEAK</td> </tr> <tr> <td>2</td> <td>7386.00</td> <td>52.10</td> <td>74.00</td> <td>-21.90</td> <td>65.14</td> <td>35.73</td> <td>11.72</td> <td>60.49</td> <td>0.00</td> <td>266</td> <td>83</td> <td>PEAK</td> </tr> <tr> <td>3</td> <td>7386.00</td> <td>40.02</td> <td>54.00</td> <td>-13.98</td> <td>53.06</td> <td>35.73</td> <td>11.72</td> <td>60.49</td> <td>0.00</td> <td>266</td> <td>83</td> <td>AVERAGE</td> </tr> </tbody> </table>	Limit	Read	Ant	Cable	Preamp	Aux	APos	TPos	Remark	Freq	Level	Line Margin	Level Factor	Loss Factor	Loss Factor	Factor			MHz	dBuV/m	dBuV/m	dB	dBuV	dB/m	dB	dB	cm	deg	1	4924.00	42.34	74.00	-31.66	59.40	34.20	9.57	60.83	0.00	---	---	PEAK	2	7386.00	52.10	74.00	-21.90	65.14	35.73	11.72	60.49	0.00	266	83	PEAK	3	7386.00	40.02	54.00	-13.98	53.06	35.73	11.72	60.49	0.00	266	83
Limit	Read	Ant	Cable	Preamp	Aux	APos	TPos	Remark																																																																																																																															
Freq	Level	Line Margin	Level Factor	Loss Factor	Loss Factor	Factor																																																																																																																																	
MHz	dBuV/m	dBuV/m	dB	dBuV	dB/m	dB	dB	cm	deg																																																																																																																														
1	4924.00	42.14	74.00	-31.86	59.20	34.20	9.57	60.83	0.00	---	---	PEAK																																																																																																																											
2	7386.00	53.31	74.00	-20.69	66.35	35.73	11.72	60.49	0.00	102	318	PEAK																																																																																																																											
3	7386.00	41.51	54.00	-12.49	54.55	35.73	11.72	60.49	0.00	102	318	AVERAGE																																																																																																																											
Limit	Read	Ant	Cable	Preamp	Aux	APos	TPos	Remark																																																																																																																															
Freq	Level	Line Margin	Level Factor	Loss Factor	Loss Factor	Factor																																																																																																																																	
MHz	dBuV/m	dBuV/m	dB	dBuV	dB/m	dB	dB	cm	deg																																																																																																																														
1	4924.00	42.34	74.00	-31.66	59.40	34.20	9.57	60.83	0.00	---	---	PEAK																																																																																																																											
2	7386.00	52.10	74.00	-21.90	65.14	35.73	11.72	60.49	0.00	266	83	PEAK																																																																																																																											
3	7386.00	40.02	54.00	-13.98	53.06	35.73	11.72	60.49	0.00	266	83	AVERAGE																																																																																																																											



		7																																																							
Mode		Band Edge																																																							
		2400-2483.5_802.11n_HT20_CH01_2412MHz																																																							
Pol.		Horizontal					Fundamental																																																		
Peak																																																									
		<table border="1"> <thead> <tr> <th></th> <th>Limit</th> <th>Read</th> <th>Ant</th> <th>Cable</th> <th>Preamp</th> <th>Aux</th> <th>APos</th> <th>TPos</th> <th colspan="2"></th> </tr> <tr> <th>Freq</th> <th>Level</th> <th>Line Margin</th> <th>Level Factor</th> <th>Loss Factor</th> <th>Loss Factor</th> <th>Factor</th> <th></th> <th></th> <th>cm</th> <th>deg</th> </tr> <tr> <th></th> <th>MHz</th> <th>dBuV/m</th> <th>dBuV/m</th> <th>dB</th> <th>dBuV</th> <th>dB/m</th> <th>dB</th> <th>dB</th> <th>dB</th> <th>cm</th> <th>deg</th> </tr> </thead> <tbody> <tr> <td>1</td> <td>2389.30</td> <td>67.74</td> <td>74.00</td> <td>-6.26</td> <td>55.95</td> <td>32.05</td> <td>6.60</td> <td>32.86</td> <td>6.00</td> <td>118</td> <td>72 PEAK</td> </tr> </tbody> </table>											Limit	Read	Ant	Cable	Preamp	Aux	APos	TPos			Freq	Level	Line Margin	Level Factor	Loss Factor	Loss Factor	Factor			cm	deg		MHz	dBuV/m	dBuV/m	dB	dBuV	dB/m	dB	dB	dB	cm	deg	1	2389.30	67.74	74.00	-6.26	55.95	32.05	6.60	32.86	6.00	118	72 PEAK
	Limit	Read	Ant	Cable	Preamp	Aux	APos	TPos																																																	
Freq	Level	Line Margin	Level Factor	Loss Factor	Loss Factor	Factor			cm	deg																																															
	MHz	dBuV/m	dBuV/m	dB	dBuV	dB/m	dB	dB	dB	cm	deg																																														
1	2389.30	67.74	74.00	-6.26	55.95	32.05	6.60	32.86	6.00	118	72 PEAK																																														
Avg																																																									
		<table border="1"> <thead> <tr> <th></th> <th>Limit</th> <th>Read</th> <th>Ant</th> <th>Cable</th> <th>Preamp</th> <th>Aux</th> <th>APos</th> <th>TPos</th> <th colspan="2"></th> </tr> <tr> <th>Freq</th> <th>Level</th> <th>Line Margin</th> <th>Level Factor</th> <th>Loss Factor</th> <th>Loss Factor</th> <th>Factor</th> <th></th> <th></th> <th>cm</th> <th>deg</th> </tr> <tr> <th></th> <th>MHz</th> <th>dBuV/m</th> <th>dBuV/m</th> <th>dB</th> <th>dBuV</th> <th>dB/m</th> <th>dB</th> <th>dB</th> <th>dB</th> <th>cm</th> <th>deg</th> </tr> </thead> <tbody> <tr> <td>1</td> <td>2389.95</td> <td>50.22</td> <td>54.00</td> <td>-3.78</td> <td>38.42</td> <td>32.06</td> <td>6.60</td> <td>32.86</td> <td>6.00</td> <td>118</td> <td>72 AVERAGE</td> </tr> </tbody> </table>											Limit	Read	Ant	Cable	Preamp	Aux	APos	TPos			Freq	Level	Line Margin	Level Factor	Loss Factor	Loss Factor	Factor			cm	deg		MHz	dBuV/m	dBuV/m	dB	dBuV	dB/m	dB	dB	dB	cm	deg	1	2389.95	50.22	54.00	-3.78	38.42	32.06	6.60	32.86	6.00	118	72 AVERAGE
	Limit	Read	Ant	Cable	Preamp	Aux	APos	TPos																																																	
Freq	Level	Line Margin	Level Factor	Loss Factor	Loss Factor	Factor			cm	deg																																															
	MHz	dBuV/m	dBuV/m	dB	dBuV	dB/m	dB	dB	dB	cm	deg																																														
1	2389.95	50.22	54.00	-3.78	38.42	32.06	6.60	32.86	6.00	118	72 AVERAGE																																														
		<table border="1"> <thead> <tr> <th></th> <th>Limit</th> <th>Read</th> <th>Ant</th> <th>Cable</th> <th>Preamp</th> <th>Aux</th> <th>APos</th> <th>TPos</th> <th colspan="2"></th> </tr> <tr> <th>Freq</th> <th>Level</th> <th>Line Margin</th> <th>Level Factor</th> <th>Loss Factor</th> <th>Loss Factor</th> <th>Factor</th> <th></th> <th></th> <th>cm</th> <th>deg</th> </tr> <tr> <th></th> <th>MHz</th> <th>dBuV/m</th> <th>dBuV/m</th> <th>dB</th> <th>dBuV</th> <th>dB/m</th> <th>dB</th> <th>dB</th> <th>dB</th> <th>cm</th> <th>deg</th> </tr> </thead> <tbody> <tr> <td>1</td> <td>2412.00</td> <td>107.77</td> <td>74.00</td> <td>33.77</td> <td>95.66</td> <td>32.28</td> <td>6.64</td> <td>32.81</td> <td>6.00</td> <td>118</td> <td>72 PEAK</td> </tr> </tbody> </table>											Limit	Read	Ant	Cable	Preamp	Aux	APos	TPos			Freq	Level	Line Margin	Level Factor	Loss Factor	Loss Factor	Factor			cm	deg		MHz	dBuV/m	dBuV/m	dB	dBuV	dB/m	dB	dB	dB	cm	deg	1	2412.00	107.77	74.00	33.77	95.66	32.28	6.64	32.81	6.00	118	72 PEAK
	Limit	Read	Ant	Cable	Preamp	Aux	APos	TPos																																																	
Freq	Level	Line Margin	Level Factor	Loss Factor	Loss Factor	Factor			cm	deg																																															
	MHz	dBuV/m	dBuV/m	dB	dBuV	dB/m	dB	dB	dB	cm	deg																																														
1	2412.00	107.77	74.00	33.77	95.66	32.28	6.64	32.81	6.00	118	72 PEAK																																														
		<table border="1"> <thead> <tr> <th></th> <th>Limit</th> <th>Read</th> <th>Ant</th> <th>Cable</th> <th>Preamp</th> <th>Aux</th> <th>APos</th> <th>TPos</th> <th colspan="2"></th> </tr> <tr> <th>Freq</th> <th>Level</th> <th>Line Margin</th> <th>Level Factor</th> <th>Loss Factor</th> <th>Loss Factor</th> <th>Factor</th> <th></th> <th></th> <th>cm</th> <th>deg</th> </tr> <tr> <th></th> <th>MHz</th> <th>dBuV/m</th> <th>dBuV/m</th> <th>dB</th> <th>dBuV</th> <th>dB/m</th> <th>dB</th> <th>dB</th> <th>dB</th> <th>cm</th> <th>deg</th> </tr> </thead> <tbody> <tr> <td>1</td> <td>2412.00</td> <td>90.27</td> <td>54.00</td> <td>36.27</td> <td>86.16</td> <td>32.28</td> <td>6.64</td> <td>32.81</td> <td>6.00</td> <td>118</td> <td>72 AVERAGE</td> </tr> </tbody> </table>											Limit	Read	Ant	Cable	Preamp	Aux	APos	TPos			Freq	Level	Line Margin	Level Factor	Loss Factor	Loss Factor	Factor			cm	deg		MHz	dBuV/m	dBuV/m	dB	dBuV	dB/m	dB	dB	dB	cm	deg	1	2412.00	90.27	54.00	36.27	86.16	32.28	6.64	32.81	6.00	118	72 AVERAGE
	Limit	Read	Ant	Cable	Preamp	Aux	APos	TPos																																																	
Freq	Level	Line Margin	Level Factor	Loss Factor	Loss Factor	Factor			cm	deg																																															
	MHz	dBuV/m	dBuV/m	dB	dBuV	dB/m	dB	dB	dB	cm	deg																																														
1	2412.00	90.27	54.00	36.27	86.16	32.28	6.64	32.81	6.00	118	72 AVERAGE																																														



		7																																																																												
Mode		Band Edge																																																																												
		2400-2483.5_802.11n_HT20_CH01_2412MHz																																																																												
Pol.		Vertical					Fundamental																																																																							
Peak																																																																														
		<table border="1"> <thead> <tr> <th></th> <th>Limit</th> <th>Read</th> <th>Ant</th> <th>Cable</th> <th>Preamp</th> <th>Aux</th> <th>APos</th> <th>TPos</th> <th colspan="2">Remark</th> </tr> <tr> <th>Freq</th> <th>Level</th> <th>Line Margin</th> <th>Level Factor</th> <th>Loss Factor</th> <th>Loss Factor</th> <th>Factor</th> <th></th> <th></th> <th>cm</th> <th>deg</th> </tr> </thead> <tbody> <tr> <td>1</td> <td>2389.69</td> <td>61.20</td> <td>74.00</td> <td>-12.80</td> <td>49.40</td> <td>32.06</td> <td>6.60</td> <td>32.86</td> <td>6.00</td> <td>269</td> <td>99 PEAK</td> </tr> </tbody> </table>						Limit	Read	Ant	Cable	Preamp	Aux	APos	TPos	Remark		Freq	Level	Line Margin	Level Factor	Loss Factor	Loss Factor	Factor			cm	deg	1	2389.69	61.20	74.00	-12.80	49.40	32.06	6.60	32.86	6.00	269	99 PEAK	<table border="1"> <thead> <tr> <th></th> <th>Limit</th> <th>Read</th> <th>Ant</th> <th>Cable</th> <th>Preamp</th> <th>Aux</th> <th>APos</th> <th>TPos</th> <th colspan="2">Remark</th> </tr> <tr> <th>Freq</th> <th>Level</th> <th>Line Margin</th> <th>Level Factor</th> <th>Loss Factor</th> <th>Loss Factor</th> <th>Factor</th> <th></th> <th></th> <th>cm</th> <th>deg</th> </tr> </thead> <tbody> <tr> <td>1</td> <td>2412.00</td> <td>103.94</td> <td>-----</td> <td>-----</td> <td>91.83</td> <td>32.28</td> <td>6.64</td> <td>32.81</td> <td>6.00</td> <td>269</td> <td>99 PEAK</td> </tr> </tbody> </table>						Limit	Read	Ant	Cable	Preamp	Aux	APos	TPos	Remark		Freq	Level	Line Margin	Level Factor	Loss Factor	Loss Factor	Factor			cm	deg	1	2412.00	103.94	-----	-----	91.83	32.28	6.64	32.81	6.00	269
	Limit	Read	Ant	Cable	Preamp	Aux	APos	TPos	Remark																																																																					
Freq	Level	Line Margin	Level Factor	Loss Factor	Loss Factor	Factor			cm	deg																																																																				
1	2389.69	61.20	74.00	-12.80	49.40	32.06	6.60	32.86	6.00	269	99 PEAK																																																																			
	Limit	Read	Ant	Cable	Preamp	Aux	APos	TPos	Remark																																																																					
Freq	Level	Line Margin	Level Factor	Loss Factor	Loss Factor	Factor			cm	deg																																																																				
1	2412.00	103.94	-----	-----	91.83	32.28	6.64	32.81	6.00	269	99 PEAK																																																																			
Avg																																																																														
		<table border="1"> <thead> <tr> <th></th> <th>Limit</th> <th>Read</th> <th>Ant</th> <th>Cable</th> <th>Preamp</th> <th>Aux</th> <th>APos</th> <th>TPos</th> <th colspan="2">Remark</th> </tr> <tr> <th>Freq</th> <th>Level</th> <th>Line Margin</th> <th>Level Factor</th> <th>Loss Factor</th> <th>Loss Factor</th> <th>Factor</th> <th></th> <th></th> <th>cm</th> <th>deg</th> </tr> </thead> <tbody> <tr> <td>1</td> <td>2389.95</td> <td>46.95</td> <td>54.00</td> <td>-7.05</td> <td>35.15</td> <td>32.06</td> <td>6.60</td> <td>32.86</td> <td>6.00</td> <td>269</td> <td>99 AVERAGE</td> </tr> </tbody> </table>						Limit	Read	Ant	Cable	Preamp	Aux	APos	TPos	Remark		Freq	Level	Line Margin	Level Factor	Loss Factor	Loss Factor	Factor			cm	deg	1	2389.95	46.95	54.00	-7.05	35.15	32.06	6.60	32.86	6.00	269	99 AVERAGE	<table border="1"> <thead> <tr> <th></th> <th>Limit</th> <th>Read</th> <th>Ant</th> <th>Cable</th> <th>Preamp</th> <th>Aux</th> <th>APos</th> <th>TPos</th> <th colspan="2">Remark</th> </tr> <tr> <th>Freq</th> <th>Level</th> <th>Line Margin</th> <th>Level Factor</th> <th>Loss Factor</th> <th>Loss Factor</th> <th>Factor</th> <th></th> <th></th> <th>cm</th> <th>deg</th> </tr> </thead> <tbody> <tr> <td>1</td> <td>2412.00</td> <td>94.82</td> <td>-----</td> <td>-----</td> <td>82.71</td> <td>32.28</td> <td>6.64</td> <td>32.81</td> <td>6.00</td> <td>269</td> <td>99 AVERAGE</td> </tr> </tbody> </table>						Limit	Read	Ant	Cable	Preamp	Aux	APos	TPos	Remark		Freq	Level	Line Margin	Level Factor	Loss Factor	Loss Factor	Factor			cm	deg	1	2412.00	94.82	-----	-----	82.71	32.28	6.64	32.81	6.00	269
	Limit	Read	Ant	Cable	Preamp	Aux	APos	TPos	Remark																																																																					
Freq	Level	Line Margin	Level Factor	Loss Factor	Loss Factor	Factor			cm	deg																																																																				
1	2389.95	46.95	54.00	-7.05	35.15	32.06	6.60	32.86	6.00	269	99 AVERAGE																																																																			
	Limit	Read	Ant	Cable	Preamp	Aux	APos	TPos	Remark																																																																					
Freq	Level	Line Margin	Level Factor	Loss Factor	Loss Factor	Factor			cm	deg																																																																				
1	2412.00	94.82	-----	-----	82.71	32.28	6.64	32.81	6.00	269	99 AVERAGE																																																																			



Mode	7																																																																																		
	Harmonic																																																																																		
	2400-2483.5_802.11n HT20_CH01_2412MHz																																																																																		
Pol.	Horizontal	Vertical																																																																																	
Peak Avg																																																																																			
	<table border="1"> <thead> <tr> <th>Limit</th> <th>Read</th> <th>Ant</th> <th>Cable</th> <th>Preamp</th> <th>Aux</th> <th>APos</th> <th>TPos</th> <th>Remark</th> </tr> <tr> <th>Freq</th> <th>Level</th> <th>Line</th> <th>Margin</th> <th>Level</th> <th>Factor</th> <th>Loss</th> <th>Factor</th> <th>Factor</th> </tr> <tr> <th>MHz</th> <th>dBuV/m</th> <th>dBuV/m</th> <th>dB</th> <th>dBuV</th> <th>dB/m</th> <th>dB</th> <th>dB</th> <th>cm</th> <th>deg</th> </tr> </thead> <tbody> <tr> <td>1</td> <td>4824.00</td> <td>42.19</td> <td>74.00</td> <td>-31.81</td> <td>59.43</td> <td>34.20</td> <td>9.47</td> <td>60.91</td> <td>0.00</td> <td>---</td> <td>---</td> <td>PEAK</td> </tr> </tbody> </table>	Limit	Read	Ant	Cable	Preamp	Aux	APos	TPos	Remark	Freq	Level	Line	Margin	Level	Factor	Loss	Factor	Factor	MHz	dBuV/m	dBuV/m	dB	dBuV	dB/m	dB	dB	cm	deg	1	4824.00	42.19	74.00	-31.81	59.43	34.20	9.47	60.91	0.00	---	---	PEAK	<table border="1"> <thead> <tr> <th>Limit</th> <th>Read</th> <th>Ant</th> <th>Cable</th> <th>Preamp</th> <th>Aux</th> <th>APos</th> <th>TPos</th> <th>Remark</th> </tr> <tr> <th>Freq</th> <th>Level</th> <th>Line</th> <th>Margin</th> <th>Level</th> <th>Factor</th> <th>Loss</th> <th>Factor</th> <th>Factor</th> </tr> <tr> <th>MHz</th> <th>dBuV/m</th> <th>dBuV/m</th> <th>dB</th> <th>dBuV</th> <th>dB/m</th> <th>dB</th> <th>dB</th> <th>cm</th> <th>deg</th> </tr> </thead> <tbody> <tr> <td>1</td> <td>4824.00</td> <td>42.89</td> <td>74.00</td> <td>-31.11</td> <td>60.13</td> <td>34.20</td> <td>9.47</td> <td>60.91</td> <td>0.00</td> <td>---</td> <td>---</td> <td>PEAK</td> </tr> </tbody> </table>	Limit	Read	Ant	Cable	Preamp	Aux	APos	TPos	Remark	Freq	Level	Line	Margin	Level	Factor	Loss	Factor	Factor	MHz	dBuV/m	dBuV/m	dB	dBuV	dB/m	dB	dB	cm	deg	1	4824.00	42.89	74.00	-31.11	60.13	34.20	9.47	60.91	0.00	---	---
Limit	Read	Ant	Cable	Preamp	Aux	APos	TPos	Remark																																																																											
Freq	Level	Line	Margin	Level	Factor	Loss	Factor	Factor																																																																											
MHz	dBuV/m	dBuV/m	dB	dBuV	dB/m	dB	dB	cm	deg																																																																										
1	4824.00	42.19	74.00	-31.81	59.43	34.20	9.47	60.91	0.00	---	---	PEAK																																																																							
Limit	Read	Ant	Cable	Preamp	Aux	APos	TPos	Remark																																																																											
Freq	Level	Line	Margin	Level	Factor	Loss	Factor	Factor																																																																											
MHz	dBuV/m	dBuV/m	dB	dBuV	dB/m	dB	dB	cm	deg																																																																										
1	4824.00	42.89	74.00	-31.11	60.13	34.20	9.47	60.91	0.00	---	---	PEAK																																																																							



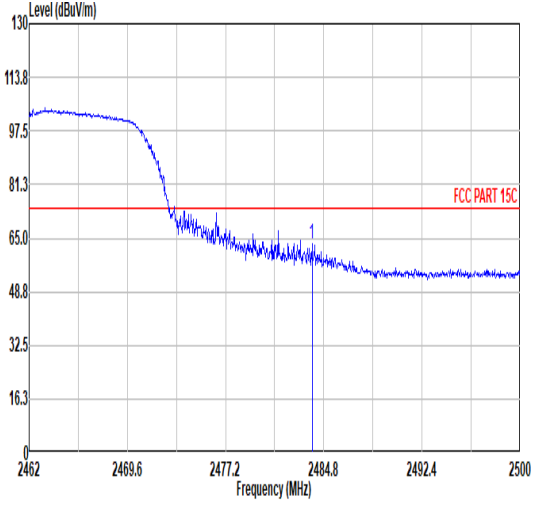
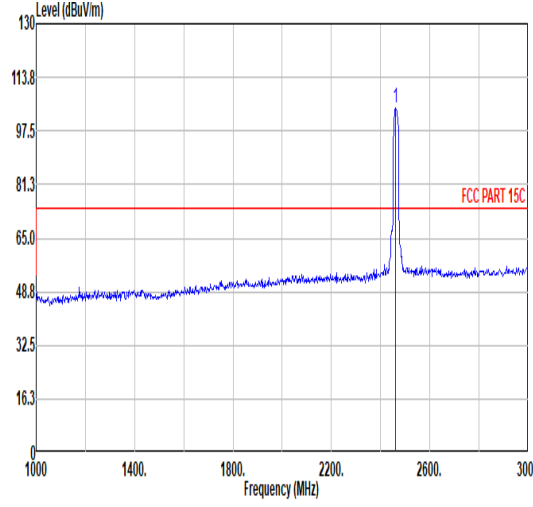
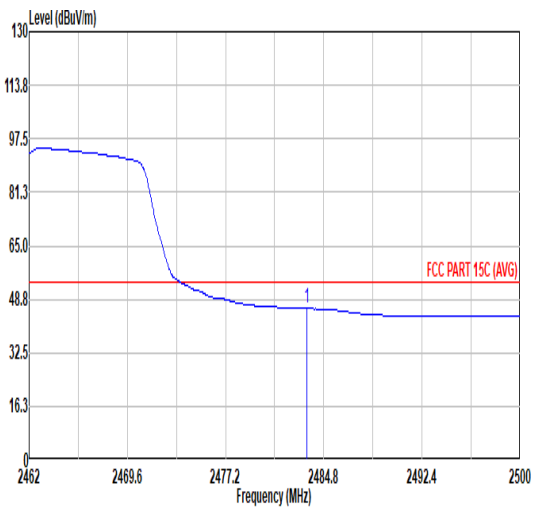
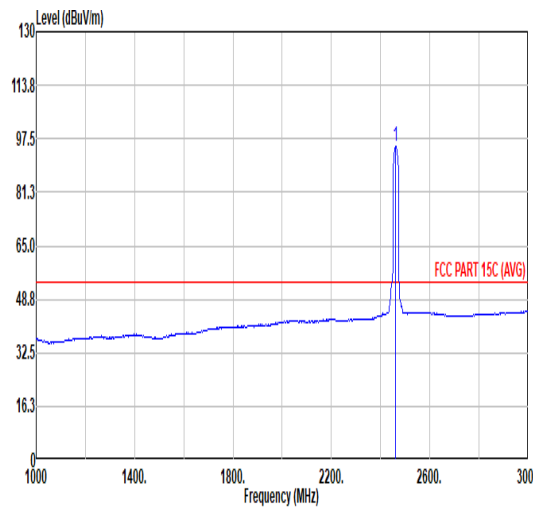
Mode	8																																																																																																																																												
	Harmonic																																																																																																																																												
	2400-2483.5_802.11n_HT20_CH06_2437MHz																																																																																																																																												
Pol.	Horizontal	Vertical																																																																																																																																											
Peak Avg																																																																																																																																													
	<table border="1"> <thead> <tr> <th></th> <th>Limit</th> <th>Read</th> <th>Ant</th> <th>Cable</th> <th>Preamp</th> <th>Aux</th> <th>APos</th> <th>TPos</th> <th></th> </tr> <tr> <th>Freq</th> <th>Level</th> <th>Line Margin</th> <th>Level Factor</th> <th>Loss Factor</th> <th>Loss Factor</th> <th>Factor</th> <th></th> <th></th> <th>Remark</th> </tr> <tr> <th>MHz</th> <th>dBuV/m</th> <th>dBuV/m</th> <th>dB</th> <th>dBuV</th> <th>dB/m</th> <th>dB</th> <th>dB</th> <th>dB</th> <th>cm</th> <th>deg</th> </tr> </thead> <tbody> <tr> <td>1</td> <td>4874.00</td> <td>42.89</td> <td>74.00</td> <td>-31.11</td> <td>60.04</td> <td>34.20</td> <td>9.52</td> <td>60.87</td> <td>0.00</td> <td>---</td> <td>---</td> <td>PEAK</td> </tr> <tr> <td>2</td> <td>7311.00</td> <td>57.46</td> <td>74.00</td> <td>-16.54</td> <td>70.46</td> <td>35.64</td> <td>11.69</td> <td>60.33</td> <td>0.00</td> <td>107</td> <td>317</td> <td>PEAK</td> </tr> <tr> <td>3</td> <td>7311.00</td> <td>45.18</td> <td>54.00</td> <td>-8.82</td> <td>58.17</td> <td>35.64</td> <td>11.69</td> <td>60.32</td> <td>0.00</td> <td>107</td> <td>317</td> <td>AVERAGE</td> </tr> </tbody> </table>		Limit	Read	Ant	Cable	Preamp	Aux	APos	TPos		Freq	Level	Line Margin	Level Factor	Loss Factor	Loss Factor	Factor			Remark	MHz	dBuV/m	dBuV/m	dB	dBuV	dB/m	dB	dB	dB	cm	deg	1	4874.00	42.89	74.00	-31.11	60.04	34.20	9.52	60.87	0.00	---	---	PEAK	2	7311.00	57.46	74.00	-16.54	70.46	35.64	11.69	60.33	0.00	107	317	PEAK	3	7311.00	45.18	54.00	-8.82	58.17	35.64	11.69	60.32	0.00	107	317	AVERAGE	<table border="1"> <thead> <tr> <th></th> <th>Limit</th> <th>Read</th> <th>Ant</th> <th>Cable</th> <th>Preamp</th> <th>Aux</th> <th>APos</th> <th>TPos</th> <th></th> </tr> <tr> <th>Freq</th> <th>Level</th> <th>Line Margin</th> <th>Level Factor</th> <th>Loss Factor</th> <th>Loss Factor</th> <th>Factor</th> <th></th> <th></th> <th>Remark</th> </tr> <tr> <th>MHz</th> <th>dBuV/m</th> <th>dBuV/m</th> <th>dB</th> <th>dBuV</th> <th>dB/m</th> <th>dB</th> <th>dB</th> <th>dB</th> <th>cm</th> <th>deg</th> </tr> </thead> <tbody> <tr> <td>1</td> <td>4874.00</td> <td>43.06</td> <td>74.00</td> <td>-30.94</td> <td>60.21</td> <td>34.20</td> <td>9.52</td> <td>60.87</td> <td>0.00</td> <td>---</td> <td>---</td> <td>PEAK</td> </tr> <tr> <td>2</td> <td>7311.00</td> <td>55.58</td> <td>74.00</td> <td>-18.42</td> <td>68.58</td> <td>35.64</td> <td>11.69</td> <td>60.33</td> <td>0.00</td> <td>170</td> <td>100</td> <td>PEAK</td> </tr> <tr> <td>3</td> <td>7311.00</td> <td>44.21</td> <td>54.00</td> <td>-9.79</td> <td>57.21</td> <td>35.64</td> <td>11.69</td> <td>60.33</td> <td>0.00</td> <td>170</td> <td>100</td> <td>AVERAGE</td> </tr> </tbody> </table>		Limit	Read	Ant	Cable	Preamp	Aux	APos	TPos		Freq	Level	Line Margin	Level Factor	Loss Factor	Loss Factor	Factor			Remark	MHz	dBuV/m	dBuV/m	dB	dBuV	dB/m	dB	dB	dB	cm	deg	1	4874.00	43.06	74.00	-30.94	60.21	34.20	9.52	60.87	0.00	---	---	PEAK	2	7311.00	55.58	74.00	-18.42	68.58	35.64	11.69	60.33	0.00	170	100	PEAK	3	7311.00	44.21	54.00	-9.79	57.21	35.64	11.69	60.33	0.00	170	100
	Limit	Read	Ant	Cable	Preamp	Aux	APos	TPos																																																																																																																																					
Freq	Level	Line Margin	Level Factor	Loss Factor	Loss Factor	Factor			Remark																																																																																																																																				
MHz	dBuV/m	dBuV/m	dB	dBuV	dB/m	dB	dB	dB	cm	deg																																																																																																																																			
1	4874.00	42.89	74.00	-31.11	60.04	34.20	9.52	60.87	0.00	---	---	PEAK																																																																																																																																	
2	7311.00	57.46	74.00	-16.54	70.46	35.64	11.69	60.33	0.00	107	317	PEAK																																																																																																																																	
3	7311.00	45.18	54.00	-8.82	58.17	35.64	11.69	60.32	0.00	107	317	AVERAGE																																																																																																																																	
	Limit	Read	Ant	Cable	Preamp	Aux	APos	TPos																																																																																																																																					
Freq	Level	Line Margin	Level Factor	Loss Factor	Loss Factor	Factor			Remark																																																																																																																																				
MHz	dBuV/m	dBuV/m	dB	dBuV	dB/m	dB	dB	dB	cm	deg																																																																																																																																			
1	4874.00	43.06	74.00	-30.94	60.21	34.20	9.52	60.87	0.00	---	---	PEAK																																																																																																																																	
2	7311.00	55.58	74.00	-18.42	68.58	35.64	11.69	60.33	0.00	170	100	PEAK																																																																																																																																	
3	7311.00	44.21	54.00	-9.79	57.21	35.64	11.69	60.33	0.00	170	100	AVERAGE																																																																																																																																	



		9																																																																										
Mode	Band Edge																																																																											
	2400-2483.5_802.11n_HT20_CH11_2462MHz																																																																											
Pol.	Horizontal		Fundamental																																																																									
Peak	<table border="1"> <thead> <tr> <th>Limit</th> <th>Read</th> <th>Ant</th> <th>Cable</th> <th>Preamp</th> <th>Aux</th> <th>APos</th> <th>TPos</th> </tr> <tr> <th>Freq</th> <th>Level</th> <th>Line</th> <th>Margin</th> <th>Level</th> <th>Factor</th> <th>Loss</th> <th>Factor</th> </tr> <tr> <th>MHz</th> <th>dBuV/m</th> <th>dBuV/m</th> <th>dB</th> <th>dBuV</th> <th>dB/m</th> <th>dB</th> <th>dB</th> </tr> </thead> <tbody> <tr> <td>1</td> <td>2484.15</td> <td>66.77</td> <td>74.00</td> <td>-7.23</td> <td>53.89</td> <td>32.77</td> <td>6.73</td> <td>32.62</td> <td>6.00</td> <td>100</td> <td>78</td> <td>PEAK</td> </tr> </tbody> </table>	Limit	Read	Ant	Cable	Preamp	Aux	APos	TPos	Freq	Level	Line	Margin	Level	Factor	Loss	Factor	MHz	dBuV/m	dBuV/m	dB	dBuV	dB/m	dB	dB	1	2484.15	66.77	74.00	-7.23	53.89	32.77	6.73	32.62	6.00	100	78	PEAK	<table border="1"> <thead> <tr> <th>Limit</th> <th>Read</th> <th>Ant</th> <th>Cable</th> <th>Preamp</th> <th>Aux</th> <th>APos</th> <th>TPos</th> </tr> <tr> <th>Freq</th> <th>Level</th> <th>Line</th> <th>Margin</th> <th>Level</th> <th>Factor</th> <th>Loss</th> <th>Factor</th> </tr> <tr> <th>MHz</th> <th>dBuV/m</th> <th>dBuV/m</th> <th>dB</th> <th>dBuV</th> <th>dB/m</th> <th>dB</th> <th>dB</th> </tr> </thead> <tbody> <tr> <td>1</td> <td>2462.00</td> <td>107.60</td> <td>-----</td> <td>-----</td> <td>94.96</td> <td>32.61</td> <td>6.71</td> <td>32.68</td> <td>6.00</td> <td>100</td> <td>78</td> <td>PEAK</td> </tr> </tbody> </table>	Limit	Read	Ant	Cable	Preamp	Aux	APos	TPos	Freq	Level	Line	Margin	Level	Factor	Loss	Factor	MHz	dBuV/m	dBuV/m	dB	dBuV	dB/m	dB	dB	1	2462.00	107.60	-----	-----	94.96	32.61	6.71	32.68	6.00	100	78	PEAK
	Limit	Read	Ant	Cable	Preamp	Aux	APos	TPos																																																																				
Freq	Level	Line	Margin	Level	Factor	Loss	Factor																																																																					
MHz	dBuV/m	dBuV/m	dB	dBuV	dB/m	dB	dB																																																																					
1	2484.15	66.77	74.00	-7.23	53.89	32.77	6.73	32.62	6.00	100	78	PEAK																																																																
Limit	Read	Ant	Cable	Preamp	Aux	APos	TPos																																																																					
Freq	Level	Line	Margin	Level	Factor	Loss	Factor																																																																					
MHz	dBuV/m	dBuV/m	dB	dBuV	dB/m	dB	dB																																																																					
1	2462.00	107.60	-----	-----	94.96	32.61	6.71	32.68	6.00	100	78	PEAK																																																																
Avg	<table border="1"> <thead> <tr> <th>Limit</th> <th>Read</th> <th>Ant</th> <th>Cable</th> <th>Preamp</th> <th>Aux</th> <th>APos</th> <th>TPos</th> </tr> <tr> <th>Freq</th> <th>Level</th> <th>Line</th> <th>Margin</th> <th>Level</th> <th>Factor</th> <th>Loss</th> <th>Factor</th> </tr> <tr> <th>MHz</th> <th>dBuV/m</th> <th>dBuV/m</th> <th>dB</th> <th>dBuV</th> <th>dB/m</th> <th>dB</th> <th>dB</th> </tr> </thead> <tbody> <tr> <td>1</td> <td>2483.51</td> <td>49.65</td> <td>54.00</td> <td>-4.35</td> <td>36.78</td> <td>32.77</td> <td>6.73</td> <td>32.63</td> <td>6.00</td> <td>100</td> <td>78</td> <td>AVERAGE</td> </tr> </tbody> </table>	Limit	Read	Ant	Cable	Preamp	Aux	APos	TPos	Freq	Level	Line	Margin	Level	Factor	Loss	Factor	MHz	dBuV/m	dBuV/m	dB	dBuV	dB/m	dB	dB	1	2483.51	49.65	54.00	-4.35	36.78	32.77	6.73	32.63	6.00	100	78	AVERAGE	<table border="1"> <thead> <tr> <th>Limit</th> <th>Read</th> <th>Ant</th> <th>Cable</th> <th>Preamp</th> <th>Aux</th> <th>APos</th> <th>TPos</th> </tr> <tr> <th>Freq</th> <th>Level</th> <th>Line</th> <th>Margin</th> <th>Level</th> <th>Factor</th> <th>Loss</th> <th>Factor</th> </tr> <tr> <th>MHz</th> <th>dBuV/m</th> <th>dBuV/m</th> <th>dB</th> <th>dBuV</th> <th>dB/m</th> <th>dB</th> <th>dB</th> </tr> </thead> <tbody> <tr> <td>1</td> <td>2462.00</td> <td>98.87</td> <td>-----</td> <td>-----</td> <td>86.25</td> <td>32.60</td> <td>6.70</td> <td>32.68</td> <td>6.00</td> <td>100</td> <td>78</td> <td>AVERAGE</td> </tr> </tbody> </table>	Limit	Read	Ant	Cable	Preamp	Aux	APos	TPos	Freq	Level	Line	Margin	Level	Factor	Loss	Factor	MHz	dBuV/m	dBuV/m	dB	dBuV	dB/m	dB	dB	1	2462.00	98.87	-----	-----	86.25	32.60	6.70	32.68	6.00	100	78	AVERAGE
Limit	Read	Ant	Cable	Preamp	Aux	APos	TPos																																																																					
Freq	Level	Line	Margin	Level	Factor	Loss	Factor																																																																					
MHz	dBuV/m	dBuV/m	dB	dBuV	dB/m	dB	dB																																																																					
1	2483.51	49.65	54.00	-4.35	36.78	32.77	6.73	32.63	6.00	100	78	AVERAGE																																																																
Limit	Read	Ant	Cable	Preamp	Aux	APos	TPos																																																																					
Freq	Level	Line	Margin	Level	Factor	Loss	Factor																																																																					
MHz	dBuV/m	dBuV/m	dB	dBuV	dB/m	dB	dB																																																																					
1	2462.00	98.87	-----	-----	86.25	32.60	6.70	32.68	6.00	100	78	AVERAGE																																																																





		9																																																																										
Mode	Band Edge																																																																											
	2400-2483.5_802.11n_HT20_CH11_2462MHz																																																																											
Pol.	Vertical	Fundamental																																																																										
Peak	 <p>Level (dBuV/m) vs Frequency (MHz) plot for Vertical polarization. The y-axis ranges from 0 to 130 dBuV/m, and the x-axis ranges from 2462 to 2500 MHz. A red horizontal line indicates the FCC PART 15C limit at approximately 74 dBuV/m. A blue curve shows the measured signal, which is above the limit at 2462 MHz and drops below it around 2477 MHz. A peak is marked at 2484.8 MHz.</p> <table border="1"> <thead> <tr> <th>Limit</th> <th>Read</th> <th>Ant</th> <th>Cable</th> <th>Preamp</th> <th>Aux</th> <th>APos</th> <th>TPos</th> </tr> <tr> <th>Freq</th> <th>Level</th> <th>Line</th> <th>Margin</th> <th>Level</th> <th>Factor</th> <th>Loss</th> <th>Factor</th> </tr> <tr> <th>MHz</th> <th>dBuV/m</th> <th>dBuV/m</th> <th>dB</th> <th>dBuV</th> <th>dB/m</th> <th>dB</th> <th>dB</th> </tr> </thead> <tbody> <tr> <td>1</td> <td>2483.89</td> <td>63.19</td> <td>74.00</td> <td>-10.81</td> <td>50.31</td> <td>32.77</td> <td>6.73</td> <td>32.62</td> <td>6.00</td> <td>230</td> <td>102</td> <td>PEAK</td> </tr> </tbody> </table>	Limit	Read	Ant	Cable	Preamp	Aux	APos	TPos	Freq	Level	Line	Margin	Level	Factor	Loss	Factor	MHz	dBuV/m	dBuV/m	dB	dBuV	dB/m	dB	dB	1	2483.89	63.19	74.00	-10.81	50.31	32.77	6.73	32.62	6.00	230	102	PEAK	 <p>Level (dBuV/m) vs Frequency (MHz) plot for Fundamental polarization. The y-axis ranges from 0 to 130 dBuV/m, and the x-axis ranges from 1000 to 3000 MHz. A red horizontal line indicates the FCC PART 15C limit at approximately 74 dBuV/m. A blue curve shows the measured signal, which is below the limit until approximately 2400 MHz, where it rises sharply to a peak at 2484.8 MHz, exceeding the limit significantly.</p> <table border="1"> <thead> <tr> <th>Limit</th> <th>Read</th> <th>Ant</th> <th>Cable</th> <th>Preamp</th> <th>Aux</th> <th>APos</th> <th>TPos</th> </tr> <tr> <th>Freq</th> <th>Level</th> <th>Line</th> <th>Margin</th> <th>Level</th> <th>Factor</th> <th>Loss</th> <th>Factor</th> </tr> <tr> <th>MHz</th> <th>dBuV/m</th> <th>dBuV/m</th> <th>dB</th> <th>dBuV</th> <th>dB/m</th> <th>dB</th> <th>dB</th> </tr> </thead> <tbody> <tr> <td>1</td> <td>2462.00</td> <td>104.54</td> <td>-----</td> <td>-----</td> <td>91.95</td> <td>32.58</td> <td>6.70</td> <td>32.69</td> <td>6.00</td> <td>230</td> <td>102</td> <td>PEAK</td> </tr> </tbody> </table>	Limit	Read	Ant	Cable	Preamp	Aux	APos	TPos	Freq	Level	Line	Margin	Level	Factor	Loss	Factor	MHz	dBuV/m	dBuV/m	dB	dBuV	dB/m	dB	dB	1	2462.00	104.54	-----	-----	91.95	32.58	6.70	32.69	6.00	230	102	PEAK
	Limit	Read	Ant	Cable	Preamp	Aux	APos	TPos																																																																				
Freq	Level	Line	Margin	Level	Factor	Loss	Factor																																																																					
MHz	dBuV/m	dBuV/m	dB	dBuV	dB/m	dB	dB																																																																					
1	2483.89	63.19	74.00	-10.81	50.31	32.77	6.73	32.62	6.00	230	102	PEAK																																																																
Limit	Read	Ant	Cable	Preamp	Aux	APos	TPos																																																																					
Freq	Level	Line	Margin	Level	Factor	Loss	Factor																																																																					
MHz	dBuV/m	dBuV/m	dB	dBuV	dB/m	dB	dB																																																																					
1	2462.00	104.54	-----	-----	91.95	32.58	6.70	32.69	6.00	230	102	PEAK																																																																
Avg	 <p>Level (dBuV/m) vs Frequency (MHz) plot for Vertical polarization, Average. The y-axis ranges from 0 to 130 dBuV/m, and the x-axis ranges from 2462 to 2500 MHz. A red horizontal line indicates the FCC PART 15C (AVG) limit at approximately 54 dBuV/m. A blue curve shows the average measured signal, which is above the limit at 2462 MHz and drops below it around 2477 MHz.</p> <table border="1"> <thead> <tr> <th>Limit</th> <th>Read</th> <th>Ant</th> <th>Cable</th> <th>Preamp</th> <th>Aux</th> <th>APos</th> <th>TPos</th> </tr> <tr> <th>Freq</th> <th>Level</th> <th>Line</th> <th>Margin</th> <th>Level</th> <th>Factor</th> <th>Loss</th> <th>Factor</th> </tr> <tr> <th>MHz</th> <th>dBuV/m</th> <th>dBuV/m</th> <th>dB</th> <th>dBuV</th> <th>dB/m</th> <th>dB</th> <th>dB</th> </tr> </thead> <tbody> <tr> <td>1</td> <td>2483.51</td> <td>45.97</td> <td>54.00</td> <td>-8.03</td> <td>33.10</td> <td>32.77</td> <td>6.73</td> <td>32.63</td> <td>6.00</td> <td>230</td> <td>102</td> <td>AVERAGE</td> </tr> </tbody> </table>	Limit	Read	Ant	Cable	Preamp	Aux	APos	TPos	Freq	Level	Line	Margin	Level	Factor	Loss	Factor	MHz	dBuV/m	dBuV/m	dB	dBuV	dB/m	dB	dB	1	2483.51	45.97	54.00	-8.03	33.10	32.77	6.73	32.63	6.00	230	102	AVERAGE	 <p>Level (dBuV/m) vs Frequency (MHz) plot for Fundamental polarization, Average. The y-axis ranges from 0 to 130 dBuV/m, and the x-axis ranges from 1000 to 3000 MHz. A red horizontal line indicates the FCC PART 15C (AVG) limit at approximately 54 dBuV/m. A blue curve shows the average measured signal, which is below the limit until approximately 2400 MHz, where it rises to a peak at 2484.8 MHz, exceeding the limit.</p> <table border="1"> <thead> <tr> <th>Limit</th> <th>Read</th> <th>Ant</th> <th>Cable</th> <th>Preamp</th> <th>Aux</th> <th>APos</th> <th>TPos</th> </tr> <tr> <th>Freq</th> <th>Level</th> <th>Line</th> <th>Margin</th> <th>Level</th> <th>Factor</th> <th>Loss</th> <th>Factor</th> </tr> <tr> <th>MHz</th> <th>dBuV/m</th> <th>dBuV/m</th> <th>dB</th> <th>dBuV</th> <th>dB/m</th> <th>dB</th> <th>dB</th> </tr> </thead> <tbody> <tr> <td>1</td> <td>2462.00</td> <td>95.07</td> <td>-----</td> <td>-----</td> <td>82.45</td> <td>32.60</td> <td>6.70</td> <td>32.68</td> <td>6.00</td> <td>230</td> <td>102</td> <td>AVERAGE</td> </tr> </tbody> </table>	Limit	Read	Ant	Cable	Preamp	Aux	APos	TPos	Freq	Level	Line	Margin	Level	Factor	Loss	Factor	MHz	dBuV/m	dBuV/m	dB	dBuV	dB/m	dB	dB	1	2462.00	95.07	-----	-----	82.45	32.60	6.70	32.68	6.00	230	102	AVERAGE
Limit	Read	Ant	Cable	Preamp	Aux	APos	TPos																																																																					
Freq	Level	Line	Margin	Level	Factor	Loss	Factor																																																																					
MHz	dBuV/m	dBuV/m	dB	dBuV	dB/m	dB	dB																																																																					
1	2483.51	45.97	54.00	-8.03	33.10	32.77	6.73	32.63	6.00	230	102	AVERAGE																																																																
Limit	Read	Ant	Cable	Preamp	Aux	APos	TPos																																																																					
Freq	Level	Line	Margin	Level	Factor	Loss	Factor																																																																					
MHz	dBuV/m	dBuV/m	dB	dBuV	dB/m	dB	dB																																																																					
1	2462.00	95.07	-----	-----	82.45	32.60	6.70	32.68	6.00	230	102	AVERAGE																																																																

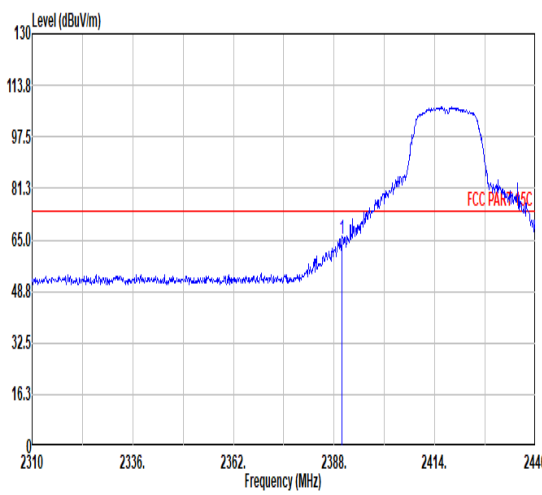
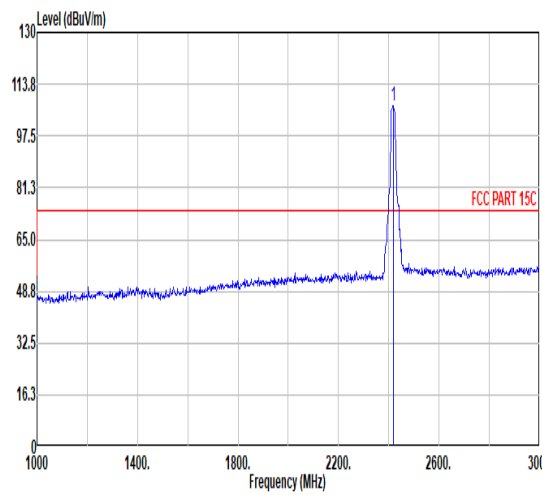
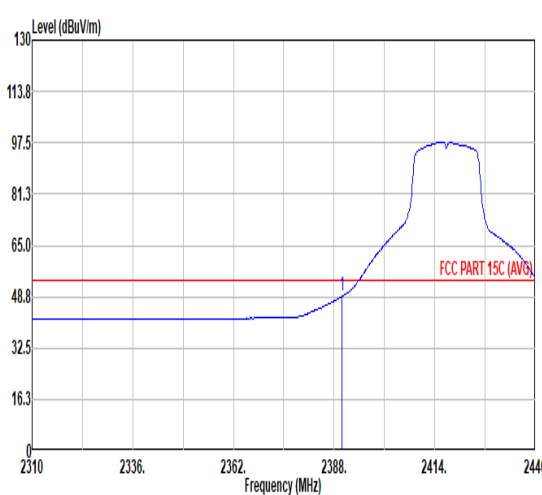
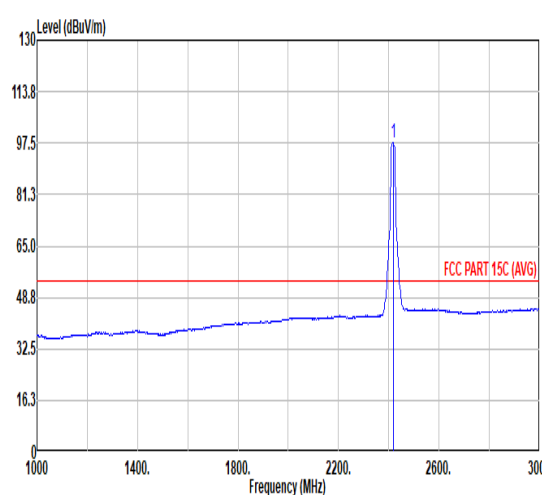


Mode	9																																																																																																																									
	Harmonic																																																																																																																									
	2400-2483.5_802.11n_HT20_CH11_2462MHz																																																																																																																									
Pol.	Horizontal	Vertical																																																																																																																								
Peak Avg																																																																																																																										
	<table border="1"> <thead> <tr> <th>Limit</th> <th>Read</th> <th>Ant</th> <th>Cable</th> <th>Preamp</th> <th>Aux</th> <th>APos</th> <th>TPos</th> <th>Remark</th> </tr> <tr> <th>Freq</th> <th>Level</th> <th>Line Margin</th> <th>Level Factor</th> <th>Loss Factor</th> <th>Loss Factor</th> <th>Factor</th> <th></th> <th></th> </tr> <tr> <th>MHz</th> <th>dBuV/m</th> <th>dBuV/m</th> <th>dB</th> <th>dBuV</th> <th>dB/m</th> <th>dB</th> <th>dB</th> <th>cm</th> <th>deg</th> </tr> </thead> <tbody> <tr> <td>1</td> <td>4924.00</td> <td>42.63</td> <td>74.00</td> <td>-31.37</td> <td>59.69</td> <td>34.20</td> <td>9.57</td> <td>60.83</td> <td>0.00</td> <td>---</td> <td>---</td> <td>PEAK</td> </tr> <tr> <td>2</td> <td>7386.00</td> <td>51.03</td> <td>74.00</td> <td>-22.97</td> <td>64.07</td> <td>35.73</td> <td>11.72</td> <td>60.49</td> <td>0.00</td> <td>101</td> <td>303</td> <td>PEAK</td> </tr> <tr> <td>3</td> <td>7386.00</td> <td>38.75</td> <td>54.00</td> <td>-15.25</td> <td>51.79</td> <td>35.73</td> <td>11.72</td> <td>60.49</td> <td>0.00</td> <td>101</td> <td>303</td> <td>AVERAGE</td> </tr> </tbody> </table>	Limit	Read	Ant	Cable	Preamp	Aux	APos	TPos	Remark	Freq	Level	Line Margin	Level Factor	Loss Factor	Loss Factor	Factor			MHz	dBuV/m	dBuV/m	dB	dBuV	dB/m	dB	dB	cm	deg	1	4924.00	42.63	74.00	-31.37	59.69	34.20	9.57	60.83	0.00	---	---	PEAK	2	7386.00	51.03	74.00	-22.97	64.07	35.73	11.72	60.49	0.00	101	303	PEAK	3	7386.00	38.75	54.00	-15.25	51.79	35.73	11.72	60.49	0.00	101	303	AVERAGE	<table border="1"> <thead> <tr> <th>Limit</th> <th>Read</th> <th>Ant</th> <th>Cable</th> <th>Preamp</th> <th>Aux</th> <th>APos</th> <th>TPos</th> <th>Remark</th> </tr> <tr> <th>Freq</th> <th>Level</th> <th>Line Margin</th> <th>Level Factor</th> <th>Loss Factor</th> <th>Loss Factor</th> <th>Factor</th> <th></th> <th></th> </tr> <tr> <th>MHz</th> <th>dBuV/m</th> <th>dBuV/m</th> <th>dB</th> <th>dBuV</th> <th>dB/m</th> <th>dB</th> <th>dB</th> <th>cm</th> <th>deg</th> </tr> </thead> <tbody> <tr> <td>1</td> <td>4924.00</td> <td>42.68</td> <td>74.00</td> <td>-31.32</td> <td>59.74</td> <td>34.20</td> <td>9.57</td> <td>60.83</td> <td>0.00</td> <td>---</td> <td>---</td> <td>PEAK</td> </tr> <tr> <td>2</td> <td>7386.00</td> <td>45.29</td> <td>74.00</td> <td>-28.71</td> <td>58.33</td> <td>35.73</td> <td>11.72</td> <td>60.49</td> <td>0.00</td> <td>---</td> <td>---</td> <td>PEAK</td> </tr> </tbody> </table>	Limit	Read	Ant	Cable	Preamp	Aux	APos	TPos	Remark	Freq	Level	Line Margin	Level Factor	Loss Factor	Loss Factor	Factor			MHz	dBuV/m	dBuV/m	dB	dBuV	dB/m	dB	dB	cm	deg	1	4924.00	42.68	74.00	-31.32	59.74	34.20	9.57	60.83	0.00	---	---	PEAK	2	7386.00	45.29	74.00	-28.71	58.33	35.73	11.72	60.49	0.00	---	---
Limit	Read	Ant	Cable	Preamp	Aux	APos	TPos	Remark																																																																																																																		
Freq	Level	Line Margin	Level Factor	Loss Factor	Loss Factor	Factor																																																																																																																				
MHz	dBuV/m	dBuV/m	dB	dBuV	dB/m	dB	dB	cm	deg																																																																																																																	
1	4924.00	42.63	74.00	-31.37	59.69	34.20	9.57	60.83	0.00	---	---	PEAK																																																																																																														
2	7386.00	51.03	74.00	-22.97	64.07	35.73	11.72	60.49	0.00	101	303	PEAK																																																																																																														
3	7386.00	38.75	54.00	-15.25	51.79	35.73	11.72	60.49	0.00	101	303	AVERAGE																																																																																																														
Limit	Read	Ant	Cable	Preamp	Aux	APos	TPos	Remark																																																																																																																		
Freq	Level	Line Margin	Level Factor	Loss Factor	Loss Factor	Factor																																																																																																																				
MHz	dBuV/m	dBuV/m	dB	dBuV	dB/m	dB	dB	cm	deg																																																																																																																	
1	4924.00	42.68	74.00	-31.32	59.74	34.20	9.57	60.83	0.00	---	---	PEAK																																																																																																														
2	7386.00	45.29	74.00	-28.71	58.33	35.73	11.72	60.49	0.00	---	---	PEAK																																																																																																														



		10																																																																																				
Mode	Band Edge																																																																																					
	2400-2483.5_802.11g_CH02_2417MHz																																																																																					
Pol.	Horizontal		Fundamental																																																																																			
Peak																																																																																						
	<table border="1"> <thead> <tr> <th>Limit</th> <th>Read</th> <th>Ant</th> <th>Cable</th> <th>Preamp</th> <th>Aux</th> <th>APos</th> <th>TPos</th> <th colspan="2"></th> </tr> <tr> <th>Freq</th> <th>Level</th> <th>Line Margin</th> <th>Level Factor</th> <th>Loss Factor</th> <th>Factor</th> <th></th> <th></th> <th>cm</th> <th>deg</th> </tr> <tr> <th>MHz</th> <th>dBuV/m</th> <th>dBuV/m</th> <th>dB</th> <th>dBuV</th> <th>dB/m</th> <th>dB</th> <th>dB</th> <th>cm</th> <th>deg</th> </tr> </thead> <tbody> <tr> <td>1</td> <td>2388.13</td> <td>69.89</td> <td>74.00</td> <td>-4.11</td> <td>58.12</td> <td>32.03</td> <td>6.60</td> <td>32.86</td> <td>6.00</td> <td>114</td> <td>71 PEAK</td> </tr> </tbody> </table>		Limit	Read	Ant	Cable	Preamp	Aux	APos	TPos			Freq	Level	Line Margin	Level Factor	Loss Factor	Factor			cm	deg	MHz	dBuV/m	dBuV/m	dB	dBuV	dB/m	dB	dB	cm	deg	1	2388.13	69.89	74.00	-4.11	58.12	32.03	6.60	32.86	6.00	114	71 PEAK	<table border="1"> <thead> <tr> <th>Limit</th> <th>Read</th> <th>Ant</th> <th>Cable</th> <th>Preamp</th> <th>Aux</th> <th>APos</th> <th>TPos</th> <th colspan="2"></th> </tr> <tr> <th>Freq</th> <th>Level</th> <th>Line Margin</th> <th>Level Factor</th> <th>Loss Factor</th> <th>Factor</th> <th></th> <th></th> <th>cm</th> <th>deg</th> </tr> <tr> <th>MHz</th> <th>dBuV/m</th> <th>dBuV/m</th> <th>dB</th> <th>dBuV</th> <th>dB/m</th> <th>dB</th> <th>dB</th> <th>cm</th> <th>deg</th> </tr> </thead> <tbody> <tr> <td>1</td> <td>2417.00</td> <td>108.95</td> <td>-----</td> <td>-----</td> <td>96.81</td> <td>32.30</td> <td>6.64</td> <td>32.80</td> <td>6.00</td> <td>114</td> <td>71 PEAK</td> </tr> </tbody> </table>	Limit	Read	Ant	Cable	Preamp	Aux	APos	TPos			Freq	Level	Line Margin	Level Factor	Loss Factor	Factor			cm	deg	MHz	dBuV/m	dBuV/m	dB	dBuV	dB/m	dB	dB	cm	deg	1	2417.00	108.95	-----	-----	96.81	32.30	6.64	32.80	6.00	114
Limit	Read	Ant	Cable	Preamp	Aux	APos	TPos																																																																															
Freq	Level	Line Margin	Level Factor	Loss Factor	Factor			cm	deg																																																																													
MHz	dBuV/m	dBuV/m	dB	dBuV	dB/m	dB	dB	cm	deg																																																																													
1	2388.13	69.89	74.00	-4.11	58.12	32.03	6.60	32.86	6.00	114	71 PEAK																																																																											
Limit	Read	Ant	Cable	Preamp	Aux	APos	TPos																																																																															
Freq	Level	Line Margin	Level Factor	Loss Factor	Factor			cm	deg																																																																													
MHz	dBuV/m	dBuV/m	dB	dBuV	dB/m	dB	dB	cm	deg																																																																													
1	2417.00	108.95	-----	-----	96.81	32.30	6.64	32.80	6.00	114	71 PEAK																																																																											
Avg																																																																																						
	<table border="1"> <thead> <tr> <th>Limit</th> <th>Read</th> <th>Ant</th> <th>Cable</th> <th>Preamp</th> <th>Aux</th> <th>APos</th> <th>TPos</th> <th colspan="2"></th> </tr> <tr> <th>Freq</th> <th>Level</th> <th>Line Margin</th> <th>Level Factor</th> <th>Loss Factor</th> <th>Factor</th> <th></th> <th></th> <th>cm</th> <th>deg</th> </tr> <tr> <th>MHz</th> <th>dBuV/m</th> <th>dBuV/m</th> <th>dB</th> <th>dBuV</th> <th>dB/m</th> <th>dB</th> <th>dB</th> <th>cm</th> <th>deg</th> </tr> </thead> <tbody> <tr> <td>1</td> <td>2389.95</td> <td>50.27</td> <td>54.00</td> <td>-3.73</td> <td>38.47</td> <td>32.06</td> <td>6.60</td> <td>32.86</td> <td>6.00</td> <td>114</td> <td>71 AVERAGE</td> </tr> </tbody> </table>		Limit	Read	Ant	Cable	Preamp	Aux	APos	TPos			Freq	Level	Line Margin	Level Factor	Loss Factor	Factor			cm	deg	MHz	dBuV/m	dBuV/m	dB	dBuV	dB/m	dB	dB	cm	deg	1	2389.95	50.27	54.00	-3.73	38.47	32.06	6.60	32.86	6.00	114	71 AVERAGE	<table border="1"> <thead> <tr> <th>Limit</th> <th>Read</th> <th>Ant</th> <th>Cable</th> <th>Preamp</th> <th>Aux</th> <th>APos</th> <th>TPos</th> <th colspan="2"></th> </tr> <tr> <th>Freq</th> <th>Level</th> <th>Line Margin</th> <th>Level Factor</th> <th>Loss Factor</th> <th>Factor</th> <th></th> <th></th> <th>cm</th> <th>deg</th> </tr> <tr> <th>MHz</th> <th>dBuV/m</th> <th>dBuV/m</th> <th>dB</th> <th>dBuV</th> <th>dB/m</th> <th>dB</th> <th>dB</th> <th>cm</th> <th>deg</th> </tr> </thead> <tbody> <tr> <td>1</td> <td>2417.00</td> <td>99.94</td> <td>-----</td> <td>-----</td> <td>87.79</td> <td>32.31</td> <td>6.64</td> <td>32.80</td> <td>6.00</td> <td>114</td> <td>71 AVERAGE</td> </tr> </tbody> </table>	Limit	Read	Ant	Cable	Preamp	Aux	APos	TPos			Freq	Level	Line Margin	Level Factor	Loss Factor	Factor			cm	deg	MHz	dBuV/m	dBuV/m	dB	dBuV	dB/m	dB	dB	cm	deg	1	2417.00	99.94	-----	-----	87.79	32.31	6.64	32.80	6.00	114
Limit	Read	Ant	Cable	Preamp	Aux	APos	TPos																																																																															
Freq	Level	Line Margin	Level Factor	Loss Factor	Factor			cm	deg																																																																													
MHz	dBuV/m	dBuV/m	dB	dBuV	dB/m	dB	dB	cm	deg																																																																													
1	2389.95	50.27	54.00	-3.73	38.47	32.06	6.60	32.86	6.00	114	71 AVERAGE																																																																											
Limit	Read	Ant	Cable	Preamp	Aux	APos	TPos																																																																															
Freq	Level	Line Margin	Level Factor	Loss Factor	Factor			cm	deg																																																																													
MHz	dBuV/m	dBuV/m	dB	dBuV	dB/m	dB	dB	cm	deg																																																																													
1	2417.00	99.94	-----	-----	87.79	32.31	6.64	32.80	6.00	114	71 AVERAGE																																																																											



		10																																																																																		
Mode	Band Edge																																																																																			
	2400-2483.5_802.11g_CH02_2417MHz																																																																																			
Pol.	Vertical	Fundamental																																																																																		
Peak	 <p>Level (dBuV/m) vs Frequency (MHz) plot for Vertical polarization. The plot shows a signal peak around 2417 MHz. A red horizontal line indicates the FCC PART 15C limit at approximately 74 dBuV/m.</p> <table border="1"> <thead> <tr> <th>Limit</th> <th>Read</th> <th>Ant</th> <th>Cable</th> <th>Preamp</th> <th>Aux</th> <th>APos</th> <th>TPos</th> <th>Remark</th> </tr> <tr> <th>Freq</th> <th>Level</th> <th>Line Margin</th> <th>Level Factor</th> <th>Loss Factor</th> <th>Factor</th> <th></th> <th></th> <th></th> </tr> <tr> <th>MHz</th> <th>dBuV/m</th> <th>dBuV/m</th> <th>dB</th> <th>dBuV</th> <th>dB/m</th> <th>dB</th> <th>dB</th> <th>cm</th> <th>deg</th> </tr> </thead> <tbody> <tr> <td>1</td> <td>2389.95</td> <td>65.28</td> <td>74.00</td> <td>-8.72</td> <td>53.48</td> <td>32.06</td> <td>6.60</td> <td>32.86</td> <td>6.00</td> <td>338</td> <td>89</td> <td>PEAK</td> </tr> </tbody> </table>	Limit	Read	Ant	Cable	Preamp	Aux	APos	TPos	Remark	Freq	Level	Line Margin	Level Factor	Loss Factor	Factor				MHz	dBuV/m	dBuV/m	dB	dBuV	dB/m	dB	dB	cm	deg	1	2389.95	65.28	74.00	-8.72	53.48	32.06	6.60	32.86	6.00	338	89	PEAK	 <p>Level (dBuV/m) vs Frequency (MHz) plot for Fundamental polarization. The plot shows a sharp signal peak at 2417 MHz. A red horizontal line indicates the FCC PART 15C limit at approximately 74 dBuV/m.</p> <table border="1"> <thead> <tr> <th>Limit</th> <th>Read</th> <th>Ant</th> <th>Cable</th> <th>Preamp</th> <th>Aux</th> <th>APos</th> <th>TPos</th> <th>Remark</th> </tr> <tr> <th>Freq</th> <th>Level</th> <th>Line Margin</th> <th>Level Factor</th> <th>Loss Factor</th> <th>Factor</th> <th></th> <th></th> <th></th> </tr> <tr> <th>MHz</th> <th>dBuV/m</th> <th>dBuV/m</th> <th>dB</th> <th>dBuV</th> <th>dB/m</th> <th>dB</th> <th>dB</th> <th>cm</th> <th>deg</th> </tr> </thead> <tbody> <tr> <td>1</td> <td>2417.00</td> <td>106.83</td> <td>-----</td> <td>-----</td> <td>94.69</td> <td>32.30</td> <td>6.64</td> <td>32.80</td> <td>6.00</td> <td>338</td> <td>89</td> <td>PEAK</td> </tr> </tbody> </table>	Limit	Read	Ant	Cable	Preamp	Aux	APos	TPos	Remark	Freq	Level	Line Margin	Level Factor	Loss Factor	Factor				MHz	dBuV/m	dBuV/m	dB	dBuV	dB/m	dB	dB	cm	deg	1	2417.00	106.83	-----	-----	94.69	32.30	6.64	32.80	6.00	338	89	PEAK
	Limit	Read	Ant	Cable	Preamp	Aux	APos	TPos	Remark																																																																											
Freq	Level	Line Margin	Level Factor	Loss Factor	Factor																																																																															
MHz	dBuV/m	dBuV/m	dB	dBuV	dB/m	dB	dB	cm	deg																																																																											
1	2389.95	65.28	74.00	-8.72	53.48	32.06	6.60	32.86	6.00	338	89	PEAK																																																																								
Limit	Read	Ant	Cable	Preamp	Aux	APos	TPos	Remark																																																																												
Freq	Level	Line Margin	Level Factor	Loss Factor	Factor																																																																															
MHz	dBuV/m	dBuV/m	dB	dBuV	dB/m	dB	dB	cm	deg																																																																											
1	2417.00	106.83	-----	-----	94.69	32.30	6.64	32.80	6.00	338	89	PEAK																																																																								
Avg	 <p>Level (dBuV/m) vs Frequency (MHz) plot for Vertical polarization showing the average signal. A red horizontal line indicates the FCC PART 15C (AVG) limit at approximately 54 dBuV/m.</p> <table border="1"> <thead> <tr> <th>Limit</th> <th>Read</th> <th>Ant</th> <th>Cable</th> <th>Preamp</th> <th>Aux</th> <th>APos</th> <th>TPos</th> <th>Remark</th> </tr> <tr> <th>Freq</th> <th>Level</th> <th>Line Margin</th> <th>Level Factor</th> <th>Loss Factor</th> <th>Factor</th> <th></th> <th></th> <th></th> </tr> <tr> <th>MHz</th> <th>dBuV/m</th> <th>dBuV/m</th> <th>dB</th> <th>dBuV</th> <th>dB/m</th> <th>dB</th> <th>dB</th> <th>cm</th> <th>deg</th> </tr> </thead> <tbody> <tr> <td>1</td> <td>2389.95</td> <td>48.83</td> <td>54.00</td> <td>-5.17</td> <td>37.03</td> <td>32.06</td> <td>6.60</td> <td>32.86</td> <td>6.00</td> <td>338</td> <td>89</td> <td>AVERAGE</td> </tr> </tbody> </table>	Limit	Read	Ant	Cable	Preamp	Aux	APos	TPos	Remark	Freq	Level	Line Margin	Level Factor	Loss Factor	Factor				MHz	dBuV/m	dBuV/m	dB	dBuV	dB/m	dB	dB	cm	deg	1	2389.95	48.83	54.00	-5.17	37.03	32.06	6.60	32.86	6.00	338	89	AVERAGE	 <p>Level (dBuV/m) vs Frequency (MHz) plot for Fundamental polarization showing the average signal. A red horizontal line indicates the FCC PART 15C (AVG) limit at approximately 54 dBuV/m.</p> <table border="1"> <thead> <tr> <th>Limit</th> <th>Read</th> <th>Ant</th> <th>Cable</th> <th>Preamp</th> <th>Aux</th> <th>APos</th> <th>TPos</th> <th>Remark</th> </tr> <tr> <th>Freq</th> <th>Level</th> <th>Line Margin</th> <th>Level Factor</th> <th>Loss Factor</th> <th>Factor</th> <th></th> <th></th> <th></th> </tr> <tr> <th>MHz</th> <th>dBuV/m</th> <th>dBuV/m</th> <th>dB</th> <th>dBuV</th> <th>dB/m</th> <th>dB</th> <th>dB</th> <th>cm</th> <th>deg</th> </tr> </thead> <tbody> <tr> <td>1</td> <td>2417.00</td> <td>97.82</td> <td>-----</td> <td>-----</td> <td>85.68</td> <td>32.30</td> <td>6.64</td> <td>32.80</td> <td>6.00</td> <td>338</td> <td>89</td> <td>AVERAGE</td> </tr> </tbody> </table>	Limit	Read	Ant	Cable	Preamp	Aux	APos	TPos	Remark	Freq	Level	Line Margin	Level Factor	Loss Factor	Factor				MHz	dBuV/m	dBuV/m	dB	dBuV	dB/m	dB	dB	cm	deg	1	2417.00	97.82	-----	-----	85.68	32.30	6.64	32.80	6.00	338	89	AVERAGE
Limit	Read	Ant	Cable	Preamp	Aux	APos	TPos	Remark																																																																												
Freq	Level	Line Margin	Level Factor	Loss Factor	Factor																																																																															
MHz	dBuV/m	dBuV/m	dB	dBuV	dB/m	dB	dB	cm	deg																																																																											
1	2389.95	48.83	54.00	-5.17	37.03	32.06	6.60	32.86	6.00	338	89	AVERAGE																																																																								
Limit	Read	Ant	Cable	Preamp	Aux	APos	TPos	Remark																																																																												
Freq	Level	Line Margin	Level Factor	Loss Factor	Factor																																																																															
MHz	dBuV/m	dBuV/m	dB	dBuV	dB/m	dB	dB	cm	deg																																																																											
1	2417.00	97.82	-----	-----	85.68	32.30	6.64	32.80	6.00	338	89	AVERAGE																																																																								

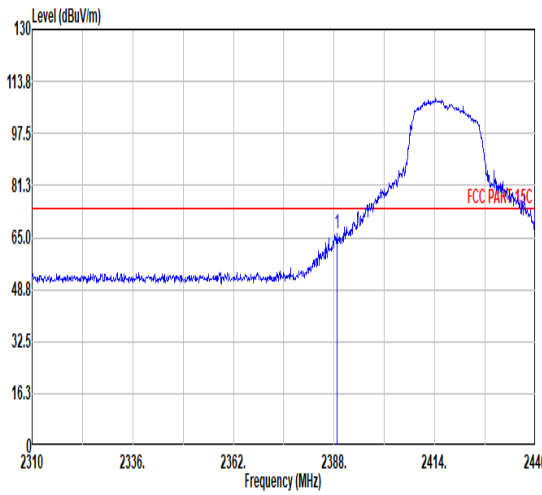
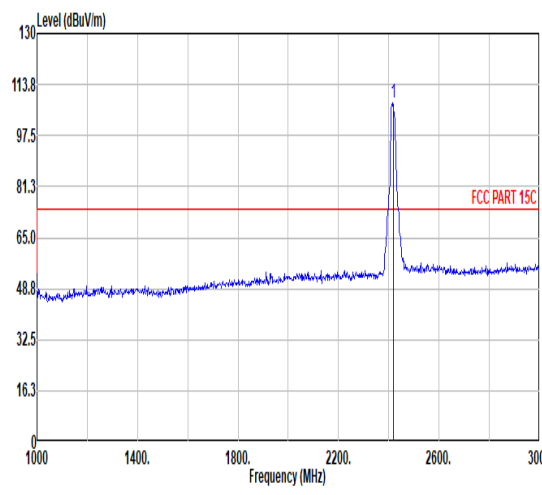
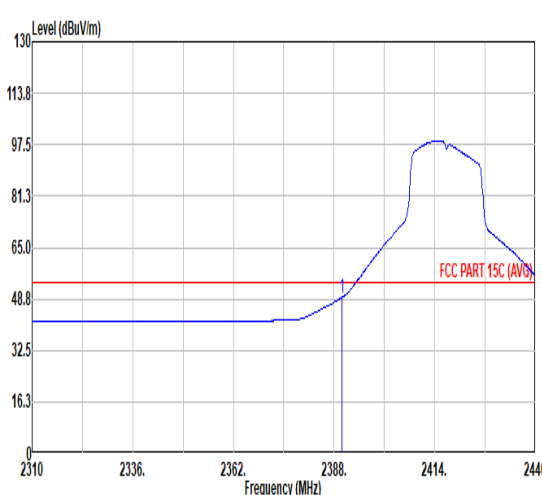
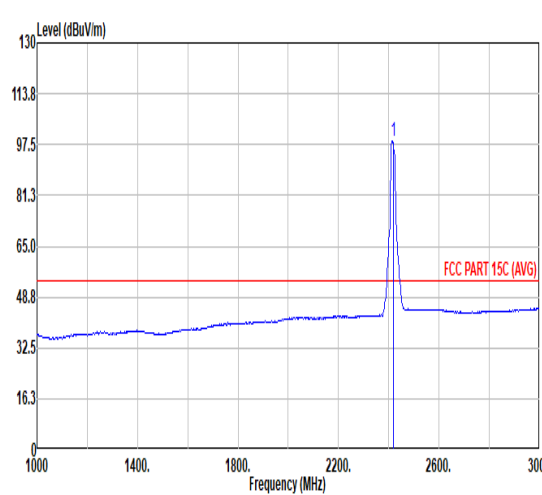


Mode	10																																																																																																																			
	Harmonic																																																																																																																			
	2400-2483.5_802.11g_CH02_2417MHz																																																																																																																			
Pol.	Horizontal	Vertical																																																																																																																		
Peak Avg	<table border="1"> <thead> <tr> <th>Limit</th> <th>Read</th> <th>Ant</th> <th>Cable</th> <th>Preamp</th> <th>Aux</th> <th>APos</th> <th>TPos</th> <th colspan="2">Remark</th> </tr> <tr> <th>Freq</th> <th>Level</th> <th>Line</th> <th>Margin</th> <th>Level</th> <th>Factor</th> <th>Loss</th> <th>Factor</th> <th>Factor</th> <th></th> </tr> <tr> <th>MHz</th> <th>dBuV/m</th> <th>dBuV/m</th> <th>dB</th> <th>dBuV</th> <th>dB/m</th> <th>dB</th> <th>dB</th> <th>dB</th> <th>cm</th> <th>deg</th> </tr> </thead> <tbody> <tr> <td>1</td> <td>4834.00</td> <td>43.45</td> <td>74.00</td> <td>-30.55</td> <td>60.67</td> <td>34.20</td> <td>9.48</td> <td>60.90</td> <td>0.00</td> <td>---</td> <td>---</td> <td>PEAK</td> </tr> <tr> <td>2</td> <td>7251.00</td> <td>44.62</td> <td>74.00</td> <td>-29.38</td> <td>57.34</td> <td>35.80</td> <td>11.67</td> <td>60.19</td> <td>0.00</td> <td>---</td> <td>---</td> <td>PEAK</td> </tr> </tbody> </table>	Limit	Read	Ant	Cable	Preamp	Aux	APos	TPos	Remark		Freq	Level	Line	Margin	Level	Factor	Loss	Factor	Factor		MHz	dBuV/m	dBuV/m	dB	dBuV	dB/m	dB	dB	dB	cm	deg	1	4834.00	43.45	74.00	-30.55	60.67	34.20	9.48	60.90	0.00	---	---	PEAK	2	7251.00	44.62	74.00	-29.38	57.34	35.80	11.67	60.19	0.00	---	---	PEAK	<table border="1"> <thead> <tr> <th>Limit</th> <th>Read</th> <th>Ant</th> <th>Cable</th> <th>Preamp</th> <th>Aux</th> <th>APos</th> <th>TPos</th> <th colspan="2">Remark</th> </tr> <tr> <th>Freq</th> <th>Level</th> <th>Line</th> <th>Margin</th> <th>Level</th> <th>Factor</th> <th>Loss</th> <th>Factor</th> <th>Factor</th> <th></th> </tr> <tr> <th>MHz</th> <th>dBuV/m</th> <th>dBuV/m</th> <th>dB</th> <th>dBuV</th> <th>dB/m</th> <th>dB</th> <th>dB</th> <th>dB</th> <th>cm</th> <th>deg</th> </tr> </thead> <tbody> <tr> <td>1</td> <td>4834.00</td> <td>43.02</td> <td>74.00</td> <td>-30.98</td> <td>60.24</td> <td>34.20</td> <td>9.48</td> <td>60.90</td> <td>0.00</td> <td>---</td> <td>---</td> <td>PEAK</td> </tr> <tr> <td>2</td> <td>7251.00</td> <td>45.92</td> <td>74.00</td> <td>-28.08</td> <td>58.64</td> <td>35.80</td> <td>11.67</td> <td>60.19</td> <td>0.00</td> <td>---</td> <td>---</td> <td>PEAK</td> </tr> </tbody> </table>	Limit	Read	Ant	Cable	Preamp	Aux	APos	TPos	Remark		Freq	Level	Line	Margin	Level	Factor	Loss	Factor	Factor		MHz	dBuV/m	dBuV/m	dB	dBuV	dB/m	dB	dB	dB	cm	deg	1	4834.00	43.02	74.00	-30.98	60.24	34.20	9.48	60.90	0.00	---	---	PEAK	2	7251.00	45.92	74.00	-28.08	58.64	35.80	11.67	60.19	0.00	---	---	PEAK
	Limit	Read	Ant	Cable	Preamp	Aux	APos	TPos	Remark																																																																																																											
Freq	Level	Line	Margin	Level	Factor	Loss	Factor	Factor																																																																																																												
MHz	dBuV/m	dBuV/m	dB	dBuV	dB/m	dB	dB	dB	cm	deg																																																																																																										
1	4834.00	43.45	74.00	-30.55	60.67	34.20	9.48	60.90	0.00	---	---	PEAK																																																																																																								
2	7251.00	44.62	74.00	-29.38	57.34	35.80	11.67	60.19	0.00	---	---	PEAK																																																																																																								
Limit	Read	Ant	Cable	Preamp	Aux	APos	TPos	Remark																																																																																																												
Freq	Level	Line	Margin	Level	Factor	Loss	Factor	Factor																																																																																																												
MHz	dBuV/m	dBuV/m	dB	dBuV	dB/m	dB	dB	dB	cm	deg																																																																																																										
1	4834.00	43.02	74.00	-30.98	60.24	34.20	9.48	60.90	0.00	---	---	PEAK																																																																																																								
2	7251.00	45.92	74.00	-28.08	58.64	35.80	11.67	60.19	0.00	---	---	PEAK																																																																																																								



		11																																																																																		
Mode	Band Edge																																																																																			
	2400-2483.5_802.11n_HT20_CH02_2417MHz																																																																																			
Pol.	Horizontal		Fundamental																																																																																	
Peak	<p>Level (dBuV/m) vs Frequency (MHz) plot showing a peak at 2389.43 MHz. The y-axis ranges from 0 to 130 dBuV/m, and the x-axis ranges from 2310 to 2440 MHz. A red horizontal line indicates the FCC PART 15C limit at approximately 74 dBuV/m.</p> <table border="1"> <thead> <tr> <th>Limit</th> <th>Read</th> <th>Ant</th> <th>Cable</th> <th>Preamp</th> <th>Aux</th> <th>APos</th> <th>TPos</th> <th>Remark</th> </tr> <tr> <th>Freq</th> <th>Level</th> <th>Line Margin</th> <th>Level Factor</th> <th>Loss Factor</th> <th>Factor</th> <th></th> <th></th> <th></th> </tr> <tr> <th>MHz</th> <th>dBuV/m</th> <th>dBuV/m</th> <th>dB</th> <th>dBuV</th> <th>dB/m</th> <th>dB</th> <th>dB</th> <th>cm</th> <th>deg</th> </tr> </thead> <tbody> <tr> <td>1</td> <td>2389.43</td> <td>69.59</td> <td>74.00</td> <td>-4.41</td> <td>57.80</td> <td>32.05</td> <td>6.60</td> <td>32.86</td> <td>6.00</td> <td>115</td> <td>73</td> <td>PEAK</td> </tr> </tbody> </table>	Limit	Read	Ant	Cable	Preamp	Aux	APos	TPos	Remark	Freq	Level	Line Margin	Level Factor	Loss Factor	Factor				MHz	dBuV/m	dBuV/m	dB	dBuV	dB/m	dB	dB	cm	deg	1	2389.43	69.59	74.00	-4.41	57.80	32.05	6.60	32.86	6.00	115	73	PEAK	<p>Level (dBuV/m) vs Frequency (MHz) plot showing a peak at 2417.00 MHz. The y-axis ranges from 0 to 130 dBuV/m, and the x-axis ranges from 1000 to 3000 MHz. A red horizontal line indicates the FCC PART 15C limit at approximately 74 dBuV/m.</p> <table border="1"> <thead> <tr> <th>Limit</th> <th>Read</th> <th>Ant</th> <th>Cable</th> <th>Preamp</th> <th>Aux</th> <th>APos</th> <th>TPos</th> <th>Remark</th> </tr> <tr> <th>Freq</th> <th>Level</th> <th>Line Margin</th> <th>Level Factor</th> <th>Loss Factor</th> <th>Factor</th> <th></th> <th></th> <th></th> </tr> <tr> <th>MHz</th> <th>dBuV/m</th> <th>dBuV/m</th> <th>dB</th> <th>dBuV</th> <th>dB/m</th> <th>dB</th> <th>dB</th> <th>cm</th> <th>deg</th> </tr> </thead> <tbody> <tr> <td>1</td> <td>2417.00</td> <td>109.31</td> <td>-----</td> <td>-----</td> <td>97.17</td> <td>32.30</td> <td>6.64</td> <td>32.80</td> <td>6.00</td> <td>115</td> <td>73</td> <td>PEAK</td> </tr> </tbody> </table>	Limit	Read	Ant	Cable	Preamp	Aux	APos	TPos	Remark	Freq	Level	Line Margin	Level Factor	Loss Factor	Factor				MHz	dBuV/m	dBuV/m	dB	dBuV	dB/m	dB	dB	cm	deg	1	2417.00	109.31	-----	-----	97.17	32.30	6.64	32.80	6.00	115	73	PEAK
	Limit	Read	Ant	Cable	Preamp	Aux	APos	TPos	Remark																																																																											
Freq	Level	Line Margin	Level Factor	Loss Factor	Factor																																																																															
MHz	dBuV/m	dBuV/m	dB	dBuV	dB/m	dB	dB	cm	deg																																																																											
1	2389.43	69.59	74.00	-4.41	57.80	32.05	6.60	32.86	6.00	115	73	PEAK																																																																								
Limit	Read	Ant	Cable	Preamp	Aux	APos	TPos	Remark																																																																												
Freq	Level	Line Margin	Level Factor	Loss Factor	Factor																																																																															
MHz	dBuV/m	dBuV/m	dB	dBuV	dB/m	dB	dB	cm	deg																																																																											
1	2417.00	109.31	-----	-----	97.17	32.30	6.64	32.80	6.00	115	73	PEAK																																																																								
Avg	<p>Level (dBuV/m) vs Frequency (MHz) plot showing an average level at 2389.95 MHz. The y-axis ranges from 0 to 130 dBuV/m, and the x-axis ranges from 2310 to 2440 MHz. A red horizontal line indicates the FCC PART 15C (AVG) limit at approximately 54 dBuV/m.</p> <table border="1"> <thead> <tr> <th>Limit</th> <th>Read</th> <th>Ant</th> <th>Cable</th> <th>Preamp</th> <th>Aux</th> <th>APos</th> <th>TPos</th> <th>Remark</th> </tr> <tr> <th>Freq</th> <th>Level</th> <th>Line Margin</th> <th>Level Factor</th> <th>Loss Factor</th> <th>Factor</th> <th></th> <th></th> <th></th> </tr> <tr> <th>MHz</th> <th>dBuV/m</th> <th>dBuV/m</th> <th>dB</th> <th>dBuV</th> <th>dB/m</th> <th>dB</th> <th>dB</th> <th>cm</th> <th>deg</th> </tr> </thead> <tbody> <tr> <td>1</td> <td>2389.95</td> <td>50.03</td> <td>54.00</td> <td>-3.97</td> <td>38.23</td> <td>32.06</td> <td>6.60</td> <td>32.86</td> <td>6.00</td> <td>115</td> <td>73</td> <td>AVERAGE</td> </tr> </tbody> </table>	Limit	Read	Ant	Cable	Preamp	Aux	APos	TPos	Remark	Freq	Level	Line Margin	Level Factor	Loss Factor	Factor				MHz	dBuV/m	dBuV/m	dB	dBuV	dB/m	dB	dB	cm	deg	1	2389.95	50.03	54.00	-3.97	38.23	32.06	6.60	32.86	6.00	115	73	AVERAGE	<p>Level (dBuV/m) vs Frequency (MHz) plot showing an average level at 2417.00 MHz. The y-axis ranges from 0 to 130 dBuV/m, and the x-axis ranges from 1000 to 3000 MHz. A red horizontal line indicates the FCC PART 15C (AVG) limit at approximately 54 dBuV/m.</p> <table border="1"> <thead> <tr> <th>Limit</th> <th>Read</th> <th>Ant</th> <th>Cable</th> <th>Preamp</th> <th>Aux</th> <th>APos</th> <th>TPos</th> <th>Remark</th> </tr> <tr> <th>Freq</th> <th>Level</th> <th>Line Margin</th> <th>Level Factor</th> <th>Loss Factor</th> <th>Factor</th> <th></th> <th></th> <th></th> </tr> <tr> <th>MHz</th> <th>dBuV/m</th> <th>dBuV/m</th> <th>dB</th> <th>dBuV</th> <th>dB/m</th> <th>dB</th> <th>dB</th> <th>cm</th> <th>deg</th> </tr> </thead> <tbody> <tr> <td>1</td> <td>2417.00</td> <td>99.98</td> <td>-----</td> <td>-----</td> <td>87.84</td> <td>32.30</td> <td>6.64</td> <td>32.80</td> <td>6.00</td> <td>115</td> <td>73</td> <td>AVERAGE</td> </tr> </tbody> </table>	Limit	Read	Ant	Cable	Preamp	Aux	APos	TPos	Remark	Freq	Level	Line Margin	Level Factor	Loss Factor	Factor				MHz	dBuV/m	dBuV/m	dB	dBuV	dB/m	dB	dB	cm	deg	1	2417.00	99.98	-----	-----	87.84	32.30	6.64	32.80	6.00	115	73	AVERAGE
Limit	Read	Ant	Cable	Preamp	Aux	APos	TPos	Remark																																																																												
Freq	Level	Line Margin	Level Factor	Loss Factor	Factor																																																																															
MHz	dBuV/m	dBuV/m	dB	dBuV	dB/m	dB	dB	cm	deg																																																																											
1	2389.95	50.03	54.00	-3.97	38.23	32.06	6.60	32.86	6.00	115	73	AVERAGE																																																																								
Limit	Read	Ant	Cable	Preamp	Aux	APos	TPos	Remark																																																																												
Freq	Level	Line Margin	Level Factor	Loss Factor	Factor																																																																															
MHz	dBuV/m	dBuV/m	dB	dBuV	dB/m	dB	dB	cm	deg																																																																											
1	2417.00	99.98	-----	-----	87.84	32.30	6.64	32.80	6.00	115	73	AVERAGE																																																																								



		11																																																																																		
Mode	Band Edge																																																																																			
	2400-2483.5_802.11n_HT20_CH02_2417MHz																																																																																			
Pol.	Vertical	Fundamental																																																																																		
Peak	 <table border="1" data-bbox="223 1075 766 1209"> <thead> <tr> <th>Limit</th> <th>Read</th> <th>Ant</th> <th>Cable</th> <th>Preamp</th> <th>Aux</th> <th>APos</th> <th>TPos</th> <th>Remark</th> </tr> <tr> <th>Freq</th> <th>Level</th> <th>Line Margin</th> <th>Level Factor</th> <th>Loss Factor</th> <th>Factor</th> <th></th> <th></th> <th></th> </tr> <tr> <th>MHz</th> <th>dBuV/m</th> <th>dBuV/m</th> <th>dB</th> <th>dBuV</th> <th>dB/m</th> <th>dB</th> <th>dB</th> <th>cm</th> <th>deg</th> </tr> </thead> <tbody> <tr> <td>1</td> <td>2388.78</td> <td>66.35</td> <td>74.00</td> <td>-7.65</td> <td>54.57</td> <td>32.04</td> <td>6.60</td> <td>32.86</td> <td>6.00</td> <td>338</td> <td>89</td> <td>PEAK</td> </tr> </tbody> </table>	Limit	Read	Ant	Cable	Preamp	Aux	APos	TPos	Remark	Freq	Level	Line Margin	Level Factor	Loss Factor	Factor				MHz	dBuV/m	dBuV/m	dB	dBuV	dB/m	dB	dB	cm	deg	1	2388.78	66.35	74.00	-7.65	54.57	32.04	6.60	32.86	6.00	338	89	PEAK	 <table border="1" data-bbox="893 1075 1436 1209"> <thead> <tr> <th>Limit</th> <th>Read</th> <th>Ant</th> <th>Cable</th> <th>Preamp</th> <th>Aux</th> <th>APos</th> <th>TPos</th> <th>Remark</th> </tr> <tr> <th>Freq</th> <th>Level</th> <th>Line Margin</th> <th>Level Factor</th> <th>Loss Factor</th> <th>Factor</th> <th></th> <th></th> <th></th> </tr> <tr> <th>MHz</th> <th>dBuV/m</th> <th>dBuV/m</th> <th>dB</th> <th>dBuV</th> <th>dB/m</th> <th>dB</th> <th>dB</th> <th>cm</th> <th>deg</th> </tr> </thead> <tbody> <tr> <td>1</td> <td>2417.00</td> <td>107.76</td> <td>-----</td> <td>-----</td> <td>95.65</td> <td>32.28</td> <td>6.64</td> <td>32.81</td> <td>6.00</td> <td>338</td> <td>89</td> <td>PEAK</td> </tr> </tbody> </table>	Limit	Read	Ant	Cable	Preamp	Aux	APos	TPos	Remark	Freq	Level	Line Margin	Level Factor	Loss Factor	Factor				MHz	dBuV/m	dBuV/m	dB	dBuV	dB/m	dB	dB	cm	deg	1	2417.00	107.76	-----	-----	95.65	32.28	6.64	32.81	6.00	338	89	PEAK
	Limit	Read	Ant	Cable	Preamp	Aux	APos	TPos	Remark																																																																											
Freq	Level	Line Margin	Level Factor	Loss Factor	Factor																																																																															
MHz	dBuV/m	dBuV/m	dB	dBuV	dB/m	dB	dB	cm	deg																																																																											
1	2388.78	66.35	74.00	-7.65	54.57	32.04	6.60	32.86	6.00	338	89	PEAK																																																																								
Limit	Read	Ant	Cable	Preamp	Aux	APos	TPos	Remark																																																																												
Freq	Level	Line Margin	Level Factor	Loss Factor	Factor																																																																															
MHz	dBuV/m	dBuV/m	dB	dBuV	dB/m	dB	dB	cm	deg																																																																											
1	2417.00	107.76	-----	-----	95.65	32.28	6.64	32.81	6.00	338	89	PEAK																																																																								
Avg	 <table border="1" data-bbox="223 1747 766 1881"> <thead> <tr> <th>Limit</th> <th>Read</th> <th>Ant</th> <th>Cable</th> <th>Preamp</th> <th>Aux</th> <th>APos</th> <th>TPos</th> <th>Remark</th> </tr> <tr> <th>Freq</th> <th>Level</th> <th>Line Margin</th> <th>Level Factor</th> <th>Loss Factor</th> <th>Factor</th> <th></th> <th></th> <th></th> </tr> <tr> <th>MHz</th> <th>dBuV/m</th> <th>dBuV/m</th> <th>dB</th> <th>dBuV</th> <th>dB/m</th> <th>dB</th> <th>dB</th> <th>cm</th> <th>deg</th> </tr> </thead> <tbody> <tr> <td>1</td> <td>2389.95</td> <td>49.21</td> <td>54.00</td> <td>-4.79</td> <td>37.41</td> <td>32.06</td> <td>6.60</td> <td>32.86</td> <td>6.00</td> <td>338</td> <td>89</td> <td>AVERAGE</td> </tr> </tbody> </table>	Limit	Read	Ant	Cable	Preamp	Aux	APos	TPos	Remark	Freq	Level	Line Margin	Level Factor	Loss Factor	Factor				MHz	dBuV/m	dBuV/m	dB	dBuV	dB/m	dB	dB	cm	deg	1	2389.95	49.21	54.00	-4.79	37.41	32.06	6.60	32.86	6.00	338	89	AVERAGE	 <table border="1" data-bbox="893 1747 1436 1881"> <thead> <tr> <th>Limit</th> <th>Read</th> <th>Ant</th> <th>Cable</th> <th>Preamp</th> <th>Aux</th> <th>APos</th> <th>TPos</th> <th>Remark</th> </tr> <tr> <th>Freq</th> <th>Level</th> <th>Line Margin</th> <th>Level Factor</th> <th>Loss Factor</th> <th>Factor</th> <th></th> <th></th> <th></th> </tr> <tr> <th>MHz</th> <th>dBuV/m</th> <th>dBuV/m</th> <th>dB</th> <th>dBuV</th> <th>dB/m</th> <th>dB</th> <th>dB</th> <th>cm</th> <th>deg</th> </tr> </thead> <tbody> <tr> <td>1</td> <td>2417.00</td> <td>98.79</td> <td>-----</td> <td>-----</td> <td>86.65</td> <td>32.30</td> <td>6.64</td> <td>32.80</td> <td>6.00</td> <td>338</td> <td>89</td> <td>AVERAGE</td> </tr> </tbody> </table>	Limit	Read	Ant	Cable	Preamp	Aux	APos	TPos	Remark	Freq	Level	Line Margin	Level Factor	Loss Factor	Factor				MHz	dBuV/m	dBuV/m	dB	dBuV	dB/m	dB	dB	cm	deg	1	2417.00	98.79	-----	-----	86.65	32.30	6.64	32.80	6.00	338	89	AVERAGE
Limit	Read	Ant	Cable	Preamp	Aux	APos	TPos	Remark																																																																												
Freq	Level	Line Margin	Level Factor	Loss Factor	Factor																																																																															
MHz	dBuV/m	dBuV/m	dB	dBuV	dB/m	dB	dB	cm	deg																																																																											
1	2389.95	49.21	54.00	-4.79	37.41	32.06	6.60	32.86	6.00	338	89	AVERAGE																																																																								
Limit	Read	Ant	Cable	Preamp	Aux	APos	TPos	Remark																																																																												
Freq	Level	Line Margin	Level Factor	Loss Factor	Factor																																																																															
MHz	dBuV/m	dBuV/m	dB	dBuV	dB/m	dB	dB	cm	deg																																																																											
1	2417.00	98.79	-----	-----	86.65	32.30	6.64	32.80	6.00	338	89	AVERAGE																																																																								



Mode	11																																																																																																												
	Harmonic																																																																																																												
	2400-2483.5_802.11n_HT20_CH02_2417MHz																																																																																																												
Pol.	Horizontal	Vertical																																																																																																											
Peak Avg																																																																																																													
	<table border="1"> <thead> <tr> <th>Limit</th> <th>Read</th> <th>Ant</th> <th>Cable</th> <th>Preamp</th> <th>Aux</th> <th>APos</th> <th>TPos</th> <th>Remark</th> </tr> <tr> <th>Freq</th> <th>Level</th> <th>Line Margin</th> <th>Level Factor</th> <th>Loss Factor</th> <th>Factor</th> <th></th> <th></th> <th></th> </tr> <tr> <th>MHz</th> <th>dBuV/m</th> <th>dBuV/m</th> <th>dB</th> <th>dBuV</th> <th>dB/m</th> <th>dB</th> <th>dB</th> <th>cm</th> <th>deg</th> </tr> </thead> <tbody> <tr> <td>1</td> <td>4834.00</td> <td>41.36</td> <td>74.00</td> <td>-32.64</td> <td>58.58</td> <td>34.20</td> <td>9.48</td> <td>60.90</td> <td>0.00</td> <td>---</td> <td>---</td> <td>PEAK</td> </tr> <tr> <td>2</td> <td>7251.00</td> <td>44.82</td> <td>74.00</td> <td>-29.18</td> <td>57.54</td> <td>35.80</td> <td>11.67</td> <td>60.19</td> <td>0.00</td> <td>---</td> <td>---</td> <td>PEAK</td> </tr> </tbody> </table>	Limit	Read	Ant	Cable	Preamp	Aux	APos	TPos	Remark	Freq	Level	Line Margin	Level Factor	Loss Factor	Factor				MHz	dBuV/m	dBuV/m	dB	dBuV	dB/m	dB	dB	cm	deg	1	4834.00	41.36	74.00	-32.64	58.58	34.20	9.48	60.90	0.00	---	---	PEAK	2	7251.00	44.82	74.00	-29.18	57.54	35.80	11.67	60.19	0.00	---	---	PEAK	<table border="1"> <thead> <tr> <th>Limit</th> <th>Read</th> <th>Ant</th> <th>Cable</th> <th>Preamp</th> <th>Aux</th> <th>APos</th> <th>TPos</th> <th>Remark</th> </tr> <tr> <th>Freq</th> <th>Level</th> <th>Line Margin</th> <th>Level Factor</th> <th>Loss Factor</th> <th>Factor</th> <th></th> <th></th> <th></th> </tr> <tr> <th>MHz</th> <th>dBuV/m</th> <th>dBuV/m</th> <th>dB</th> <th>dBuV</th> <th>dB/m</th> <th>dB</th> <th>dB</th> <th>cm</th> <th>deg</th> </tr> </thead> <tbody> <tr> <td>1</td> <td>4834.00</td> <td>41.67</td> <td>74.00</td> <td>-32.33</td> <td>58.89</td> <td>34.20</td> <td>9.48</td> <td>60.90</td> <td>0.00</td> <td>---</td> <td>---</td> <td>PEAK</td> </tr> <tr> <td>2</td> <td>7251.00</td> <td>44.45</td> <td>74.00</td> <td>-29.55</td> <td>57.17</td> <td>35.80</td> <td>11.67</td> <td>60.19</td> <td>0.00</td> <td>---</td> <td>---</td> <td>PEAK</td> </tr> </tbody> </table>	Limit	Read	Ant	Cable	Preamp	Aux	APos	TPos	Remark	Freq	Level	Line Margin	Level Factor	Loss Factor	Factor				MHz	dBuV/m	dBuV/m	dB	dBuV	dB/m	dB	dB	cm	deg	1	4834.00	41.67	74.00	-32.33	58.89	34.20	9.48	60.90	0.00	---	---	PEAK	2	7251.00	44.45	74.00	-29.55	57.17	35.80	11.67	60.19	0.00	---	---
Limit	Read	Ant	Cable	Preamp	Aux	APos	TPos	Remark																																																																																																					
Freq	Level	Line Margin	Level Factor	Loss Factor	Factor																																																																																																								
MHz	dBuV/m	dBuV/m	dB	dBuV	dB/m	dB	dB	cm	deg																																																																																																				
1	4834.00	41.36	74.00	-32.64	58.58	34.20	9.48	60.90	0.00	---	---	PEAK																																																																																																	
2	7251.00	44.82	74.00	-29.18	57.54	35.80	11.67	60.19	0.00	---	---	PEAK																																																																																																	
Limit	Read	Ant	Cable	Preamp	Aux	APos	TPos	Remark																																																																																																					
Freq	Level	Line Margin	Level Factor	Loss Factor	Factor																																																																																																								
MHz	dBuV/m	dBuV/m	dB	dBuV	dB/m	dB	dB	cm	deg																																																																																																				
1	4834.00	41.67	74.00	-32.33	58.89	34.20	9.48	60.90	0.00	---	---	PEAK																																																																																																	
2	7251.00	44.45	74.00	-29.55	57.17	35.80	11.67	60.19	0.00	---	---	PEAK																																																																																																	





Mode	-																																																																																																																																																																																																	
	LF																																																																																																																																																																																																	
	2400-2483.5_802.11g_CH01_2412MHz																																																																																																																																																																																																	
Pol.	Horizontal	Vertical																																																																																																																																																																																																
Peak	<p>Site : 03CH06-KS Condition : FCC PART 15C 3m LF 6111D SN44483 HORIZONTAL Project : 352916</p> <table border="1"> <thead> <tr> <th>Peak</th> <th>Freq MHz</th> <th>Level dBuV/m</th> <th>Over Limit dB</th> <th>Limit dBuV/m</th> <th>Read Level dBuV</th> <th>Cable Loss dB</th> <th>Antenna Factor dB/m</th> <th>Preamp Factor dB</th> <th>A/Pos cm</th> <th>T/Pos deg</th> <th>Remark</th> </tr> </thead> <tbody> <tr><td>1</td><td>31.94</td><td>20.64</td><td>-19.36</td><td>40.00</td><td>28.43</td><td>0.48</td><td>24.04</td><td>32.31</td><td>---</td><td>---</td><td>Peak</td></tr> <tr><td>2</td><td>173.56</td><td>19.81</td><td>-23.69</td><td>43.50</td><td>34.73</td><td>1.77</td><td>15.48</td><td>32.17</td><td>---</td><td>---</td><td>Peak</td></tr> <tr><td>3</td><td>350.10</td><td>22.05</td><td>-23.95</td><td>46.00</td><td>31.24</td><td>2.52</td><td>20.50</td><td>32.21</td><td>---</td><td>---</td><td>Peak</td></tr> <tr><td>4</td><td>357.68</td><td>23.83</td><td>-22.17</td><td>46.00</td><td>27.67</td><td>3.18</td><td>25.46</td><td>32.48</td><td>---</td><td>---</td><td>Peak</td></tr> <tr><td>5</td><td>636.25</td><td>25.79</td><td>-20.21</td><td>46.00</td><td>28.41</td><td>3.41</td><td>26.31</td><td>32.34</td><td>---</td><td>---</td><td>Peak</td></tr> <tr><td>6</td><td>736.16</td><td>27.74</td><td>-18.26</td><td>46.00</td><td>28.47</td><td>3.67</td><td>27.79</td><td>32.19</td><td>---</td><td>---</td><td>Peak</td></tr> <tr><td>7</td><td>958.29</td><td>31.00</td><td>-15.00</td><td>46.00</td><td>26.80</td><td>4.17</td><td>30.93</td><td>30.90</td><td>---</td><td>---</td><td>Peak</td></tr> </tbody> </table>	Peak	Freq MHz	Level dBuV/m	Over Limit dB	Limit dBuV/m	Read Level dBuV	Cable Loss dB	Antenna Factor dB/m	Preamp Factor dB	A/Pos cm	T/Pos deg	Remark	1	31.94	20.64	-19.36	40.00	28.43	0.48	24.04	32.31	---	---	Peak	2	173.56	19.81	-23.69	43.50	34.73	1.77	15.48	32.17	---	---	Peak	3	350.10	22.05	-23.95	46.00	31.24	2.52	20.50	32.21	---	---	Peak	4	357.68	23.83	-22.17	46.00	27.67	3.18	25.46	32.48	---	---	Peak	5	636.25	25.79	-20.21	46.00	28.41	3.41	26.31	32.34	---	---	Peak	6	736.16	27.74	-18.26	46.00	28.47	3.67	27.79	32.19	---	---	Peak	7	958.29	31.00	-15.00	46.00	26.80	4.17	30.93	30.90	---	---	Peak	<p>Site : 03CH06-KS Condition : FCC PART 15C 3m LF 6111D SN44483 VERTICAL Project : 352916</p> <table border="1"> <thead> <tr> <th>Peak</th> <th>Freq MHz</th> <th>Level dBuV/m</th> <th>Over Limit dB</th> <th>Limit dBuV/m</th> <th>Read Level dBuV</th> <th>Cable Loss dB</th> <th>Antenna Factor dB/m</th> <th>Preamp Factor dB</th> <th>A/Pos cm</th> <th>T/Pos deg</th> <th>Remark</th> </tr> </thead> <tbody> <tr><td>1</td><td>39.70</td><td>29.29</td><td>-10.71</td><td>40.00</td><td>41.32</td><td>0.58</td><td>19.80</td><td>32.41</td><td>---</td><td>---</td><td>Peak</td></tr> <tr><td>2</td><td>109.64</td><td>19.15</td><td>-24.35</td><td>43.50</td><td>32.91</td><td>1.41</td><td>17.00</td><td>32.17</td><td>---</td><td>---</td><td>Peak</td></tr> <tr><td>3</td><td>169.68</td><td>25.01</td><td>-18.49</td><td>43.50</td><td>39.74</td><td>1.74</td><td>15.70</td><td>32.17</td><td>---</td><td>---</td><td>Peak</td></tr> <tr><td>4</td><td>299.66</td><td>19.29</td><td>-26.71</td><td>46.00</td><td>29.72</td><td>2.34</td><td>19.40</td><td>32.17</td><td>---</td><td>---</td><td>Peak</td></tr> <tr><td>5</td><td>515.97</td><td>22.58</td><td>-23.42</td><td>46.00</td><td>27.65</td><td>3.06</td><td>24.44</td><td>32.57</td><td>---</td><td>---</td><td>Peak</td></tr> <tr><td>6</td><td>741.01</td><td>28.17</td><td>-17.83</td><td>46.00</td><td>28.73</td><td>3.68</td><td>27.94</td><td>32.18</td><td>---</td><td>---</td><td>Peak</td></tr> <tr><td>7</td><td>959.26</td><td>30.40</td><td>-15.60</td><td>46.00</td><td>26.20</td><td>4.17</td><td>30.92</td><td>30.89</td><td>---</td><td>---</td><td>Peak</td></tr> </tbody> </table>	Peak	Freq MHz	Level dBuV/m	Over Limit dB	Limit dBuV/m	Read Level dBuV	Cable Loss dB	Antenna Factor dB/m	Preamp Factor dB	A/Pos cm	T/Pos deg	Remark	1	39.70	29.29	-10.71	40.00	41.32	0.58	19.80	32.41	---	---	Peak	2	109.64	19.15	-24.35	43.50	32.91	1.41	17.00	32.17	---	---	Peak	3	169.68	25.01	-18.49	43.50	39.74	1.74	15.70	32.17	---	---	Peak	4	299.66	19.29	-26.71	46.00	29.72	2.34	19.40	32.17	---	---	Peak	5	515.97	22.58	-23.42	46.00	27.65	3.06	24.44	32.57	---	---	Peak	6	741.01	28.17	-17.83	46.00	28.73	3.68	27.94	32.18	---	---	Peak	7	959.26	30.40	-15.60	46.00	26.20	4.17	30.92	30.89	---	---	Peak
Peak	Freq MHz	Level dBuV/m	Over Limit dB	Limit dBuV/m	Read Level dBuV	Cable Loss dB	Antenna Factor dB/m	Preamp Factor dB	A/Pos cm	T/Pos deg	Remark																																																																																																																																																																																							
1	31.94	20.64	-19.36	40.00	28.43	0.48	24.04	32.31	---	---	Peak																																																																																																																																																																																							
2	173.56	19.81	-23.69	43.50	34.73	1.77	15.48	32.17	---	---	Peak																																																																																																																																																																																							
3	350.10	22.05	-23.95	46.00	31.24	2.52	20.50	32.21	---	---	Peak																																																																																																																																																																																							
4	357.68	23.83	-22.17	46.00	27.67	3.18	25.46	32.48	---	---	Peak																																																																																																																																																																																							
5	636.25	25.79	-20.21	46.00	28.41	3.41	26.31	32.34	---	---	Peak																																																																																																																																																																																							
6	736.16	27.74	-18.26	46.00	28.47	3.67	27.79	32.19	---	---	Peak																																																																																																																																																																																							
7	958.29	31.00	-15.00	46.00	26.80	4.17	30.93	30.90	---	---	Peak																																																																																																																																																																																							
Peak	Freq MHz	Level dBuV/m	Over Limit dB	Limit dBuV/m	Read Level dBuV	Cable Loss dB	Antenna Factor dB/m	Preamp Factor dB	A/Pos cm	T/Pos deg	Remark																																																																																																																																																																																							
1	39.70	29.29	-10.71	40.00	41.32	0.58	19.80	32.41	---	---	Peak																																																																																																																																																																																							
2	109.64	19.15	-24.35	43.50	32.91	1.41	17.00	32.17	---	---	Peak																																																																																																																																																																																							
3	169.68	25.01	-18.49	43.50	39.74	1.74	15.70	32.17	---	---	Peak																																																																																																																																																																																							
4	299.66	19.29	-26.71	46.00	29.72	2.34	19.40	32.17	---	---	Peak																																																																																																																																																																																							
5	515.97	22.58	-23.42	46.00	27.65	3.06	24.44	32.57	---	---	Peak																																																																																																																																																																																							
6	741.01	28.17	-17.83	46.00	28.73	3.68	27.94	32.18	---	---	Peak																																																																																																																																																																																							
7	959.26	30.40	-15.60	46.00	26.20	4.17	30.92	30.89	---	---	Peak																																																																																																																																																																																							

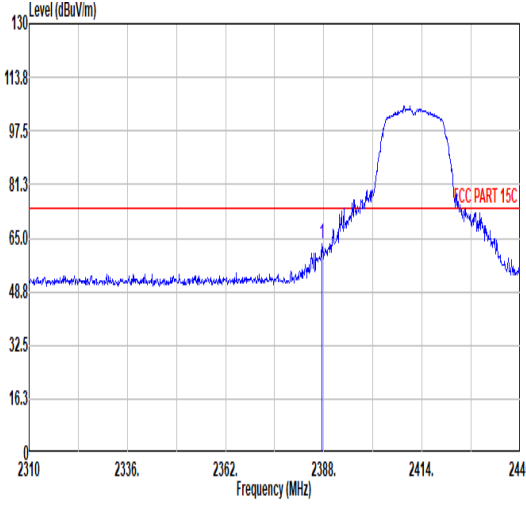
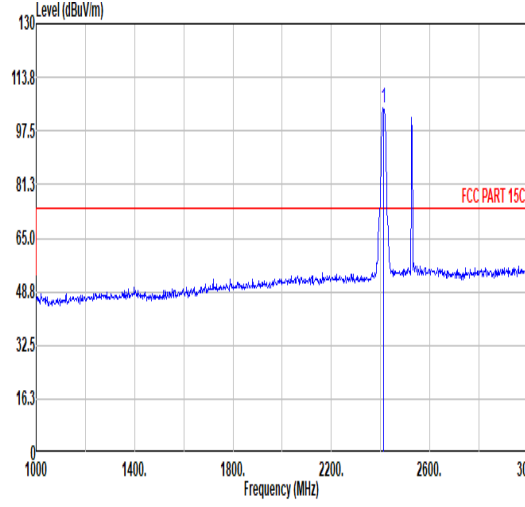
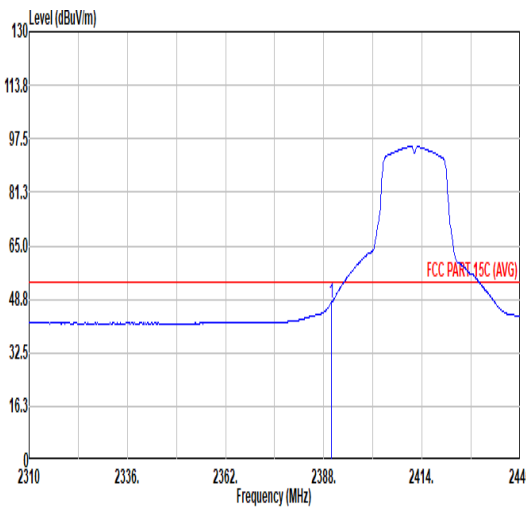
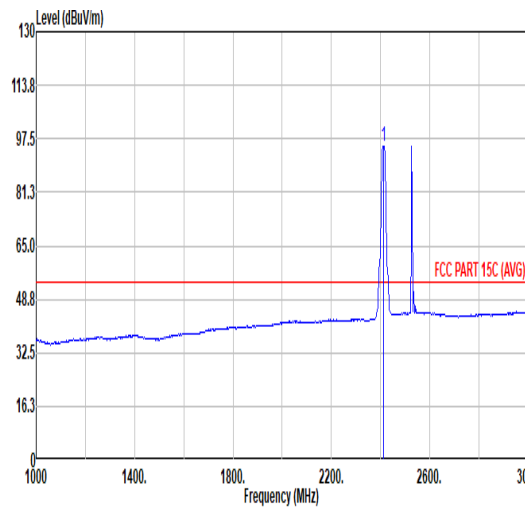


<Co-location>

Mode	12																																																																																	
	Band Edge																																																																																	
	2400-2483.5_802.11g_CH01_2412MHz																																																																																	
Pol.	Horizontal	Fundamental																																																																																
Peak	<table border="1"> <thead> <tr> <th>Limit</th> <th>Read</th> <th>Ant</th> <th>Cable</th> <th>Preamp</th> <th>Aux</th> <th>APos</th> <th>TPos</th> <th>Remark</th> </tr> <tr> <th>Freq</th> <th>Level</th> <th>Line Margin</th> <th>Level Factor</th> <th>Loss Factor</th> <th>Factor</th> <th></th> <th></th> <th></th> </tr> <tr> <th>MHz</th> <th>dBuV/m</th> <th>dBuV/m</th> <th>dB</th> <th>dBuV</th> <th>dB/m</th> <th>dB</th> <th>dB</th> <th>cm</th> <th>deg</th> </tr> </thead> <tbody> <tr> <td>1</td> <td>2389.69</td> <td>64.79</td> <td>74.00</td> <td>-9.21</td> <td>52.99</td> <td>32.06</td> <td>6.60</td> <td>32.86</td> <td>6.00</td> <td>133</td> <td>67 PEAK</td> </tr> </tbody> </table>	Limit	Read	Ant	Cable	Preamp	Aux	APos	TPos	Remark	Freq	Level	Line Margin	Level Factor	Loss Factor	Factor				MHz	dBuV/m	dBuV/m	dB	dBuV	dB/m	dB	dB	cm	deg	1	2389.69	64.79	74.00	-9.21	52.99	32.06	6.60	32.86	6.00	133	67 PEAK	<table border="1"> <thead> <tr> <th>Limit</th> <th>Read</th> <th>Ant</th> <th>Cable</th> <th>Preamp</th> <th>Aux</th> <th>APos</th> <th>TPos</th> <th>Remark</th> </tr> <tr> <th>Freq</th> <th>Level</th> <th>Line Margin</th> <th>Level Factor</th> <th>Loss Factor</th> <th>Factor</th> <th></th> <th></th> <th></th> </tr> <tr> <th>MHz</th> <th>dBuV/m</th> <th>dBuV/m</th> <th>dB</th> <th>dBuV</th> <th>dB/m</th> <th>dB</th> <th>dB</th> <th>cm</th> <th>deg</th> </tr> </thead> <tbody> <tr> <td>1</td> <td>2412.00</td> <td>106.63</td> <td>-----</td> <td>-----</td> <td>94.52</td> <td>32.28</td> <td>6.64</td> <td>32.81</td> <td>6.00</td> <td>133</td> <td>67 PEAK</td> </tr> </tbody> </table>	Limit	Read	Ant	Cable	Preamp	Aux	APos	TPos	Remark	Freq	Level	Line Margin	Level Factor	Loss Factor	Factor				MHz	dBuV/m	dBuV/m	dB	dBuV	dB/m	dB	dB	cm	deg	1	2412.00	106.63	-----	-----	94.52	32.28	6.64	32.81	6.00	133	67 PEAK
	Limit	Read	Ant	Cable	Preamp	Aux	APos	TPos	Remark																																																																									
Freq	Level	Line Margin	Level Factor	Loss Factor	Factor																																																																													
MHz	dBuV/m	dBuV/m	dB	dBuV	dB/m	dB	dB	cm	deg																																																																									
1	2389.69	64.79	74.00	-9.21	52.99	32.06	6.60	32.86	6.00	133	67 PEAK																																																																							
Limit	Read	Ant	Cable	Preamp	Aux	APos	TPos	Remark																																																																										
Freq	Level	Line Margin	Level Factor	Loss Factor	Factor																																																																													
MHz	dBuV/m	dBuV/m	dB	dBuV	dB/m	dB	dB	cm	deg																																																																									
1	2412.00	106.63	-----	-----	94.52	32.28	6.64	32.81	6.00	133	67 PEAK																																																																							
Avg	<table border="1"> <thead> <tr> <th>Limit</th> <th>Read</th> <th>Ant</th> <th>Cable</th> <th>Preamp</th> <th>Aux</th> <th>APos</th> <th>TPos</th> <th>Remark</th> </tr> <tr> <th>Freq</th> <th>Level</th> <th>Line Margin</th> <th>Level Factor</th> <th>Loss Factor</th> <th>Factor</th> <th></th> <th></th> <th></th> </tr> <tr> <th>MHz</th> <th>dBuV/m</th> <th>dBuV/m</th> <th>dB</th> <th>dBuV</th> <th>dB/m</th> <th>dB</th> <th>dB</th> <th>cm</th> <th>deg</th> </tr> </thead> <tbody> <tr> <td>1</td> <td>2389.95</td> <td>48.16</td> <td>54.00</td> <td>-5.84</td> <td>36.36</td> <td>32.06</td> <td>6.60</td> <td>32.86</td> <td>6.00</td> <td>133</td> <td>67 AVERAGE</td> </tr> </tbody> </table>	Limit	Read	Ant	Cable	Preamp	Aux	APos	TPos	Remark	Freq	Level	Line Margin	Level Factor	Loss Factor	Factor				MHz	dBuV/m	dBuV/m	dB	dBuV	dB/m	dB	dB	cm	deg	1	2389.95	48.16	54.00	-5.84	36.36	32.06	6.60	32.86	6.00	133	67 AVERAGE	<table border="1"> <thead> <tr> <th>Limit</th> <th>Read</th> <th>Ant</th> <th>Cable</th> <th>Preamp</th> <th>Aux</th> <th>APos</th> <th>TPos</th> <th>Remark</th> </tr> <tr> <th>Freq</th> <th>Level</th> <th>Line Margin</th> <th>Level Factor</th> <th>Loss Factor</th> <th>Factor</th> <th></th> <th></th> <th></th> </tr> <tr> <th>MHz</th> <th>dBuV/m</th> <th>dBuV/m</th> <th>dB</th> <th>dBuV</th> <th>dB/m</th> <th>dB</th> <th>dB</th> <th>cm</th> <th>deg</th> </tr> </thead> <tbody> <tr> <td>1</td> <td>2412.00</td> <td>97.30</td> <td>-----</td> <td>-----</td> <td>85.21</td> <td>32.27</td> <td>6.63</td> <td>32.81</td> <td>6.00</td> <td>133</td> <td>67 AVERAGE</td> </tr> </tbody> </table>	Limit	Read	Ant	Cable	Preamp	Aux	APos	TPos	Remark	Freq	Level	Line Margin	Level Factor	Loss Factor	Factor				MHz	dBuV/m	dBuV/m	dB	dBuV	dB/m	dB	dB	cm	deg	1	2412.00	97.30	-----	-----	85.21	32.27	6.63	32.81	6.00	133	67 AVERAGE
Limit	Read	Ant	Cable	Preamp	Aux	APos	TPos	Remark																																																																										
Freq	Level	Line Margin	Level Factor	Loss Factor	Factor																																																																													
MHz	dBuV/m	dBuV/m	dB	dBuV	dB/m	dB	dB	cm	deg																																																																									
1	2389.95	48.16	54.00	-5.84	36.36	32.06	6.60	32.86	6.00	133	67 AVERAGE																																																																							
Limit	Read	Ant	Cable	Preamp	Aux	APos	TPos	Remark																																																																										
Freq	Level	Line Margin	Level Factor	Loss Factor	Factor																																																																													
MHz	dBuV/m	dBuV/m	dB	dBuV	dB/m	dB	dB	cm	deg																																																																									
1	2412.00	97.30	-----	-----	85.21	32.27	6.63	32.81	6.00	133	67 AVERAGE																																																																							

Note: The highest signals over limit are WLAN + WWAN co-location fundamental signals.



		12																																																																																		
Mode	Band Edge																																																																																			
	2400-2483.5_802.11g_CH01_2412MHz																																																																																			
Pol.	Vertical	Fundamental																																																																																		
Peak	 <p>Level (dBuV/m)</p> <p>Frequency (MHz)</p> <p>FCC PART 15C</p> <table border="1"> <thead> <tr> <th>Limit</th> <th>Read</th> <th>Ant</th> <th>Cable</th> <th>Preamp</th> <th>Aux</th> <th>APos</th> <th>TPos</th> <th>Remark</th> </tr> <tr> <th>Freq</th> <th>Level</th> <th>Level</th> <th>Loss</th> <th>Loss</th> <th>Loss</th> <th>Factor</th> <th>Factor</th> <th></th> </tr> <tr> <th>MHz</th> <th>dBuV/m</th> <th>dBuV/m</th> <th>dB</th> <th>dBuV</th> <th>dB/m</th> <th>dB</th> <th>dB</th> <th>cm</th> <th>deg</th> </tr> </thead> <tbody> <tr> <td>1</td> <td>2387.48</td> <td>63.47</td> <td>74.00</td> <td>-10.53</td> <td>51.71</td> <td>32.02</td> <td>6.60</td> <td>32.86</td> <td>6.00</td> <td>394</td> <td>100</td> <td>PEAK</td> </tr> </tbody> </table>	Limit	Read	Ant	Cable	Preamp	Aux	APos	TPos	Remark	Freq	Level	Level	Loss	Loss	Loss	Factor	Factor		MHz	dBuV/m	dBuV/m	dB	dBuV	dB/m	dB	dB	cm	deg	1	2387.48	63.47	74.00	-10.53	51.71	32.02	6.60	32.86	6.00	394	100	PEAK	 <p>Level (dBuV/m)</p> <p>Frequency (MHz)</p> <p>FCC PART 15C</p> <table border="1"> <thead> <tr> <th>Limit</th> <th>Read</th> <th>Ant</th> <th>Cable</th> <th>Preamp</th> <th>Aux</th> <th>APos</th> <th>TPos</th> <th>Remark</th> </tr> <tr> <th>Freq</th> <th>Level</th> <th>Level</th> <th>Loss</th> <th>Loss</th> <th>Loss</th> <th>Factor</th> <th>Factor</th> <th></th> </tr> <tr> <th>MHz</th> <th>dBuV/m</th> <th>dBuV/m</th> <th>dB</th> <th>dBuV</th> <th>dB/m</th> <th>dB</th> <th>dB</th> <th>cm</th> <th>deg</th> </tr> </thead> <tbody> <tr> <td>1</td> <td>2412.00</td> <td>104.44</td> <td>-----</td> <td>-----</td> <td>92.37</td> <td>32.26</td> <td>6.63</td> <td>32.82</td> <td>6.00</td> <td>394</td> <td>100</td> <td>PEAK</td> </tr> </tbody> </table>	Limit	Read	Ant	Cable	Preamp	Aux	APos	TPos	Remark	Freq	Level	Level	Loss	Loss	Loss	Factor	Factor		MHz	dBuV/m	dBuV/m	dB	dBuV	dB/m	dB	dB	cm	deg	1	2412.00	104.44	-----	-----	92.37	32.26	6.63	32.82	6.00	394	100	PEAK
	Limit	Read	Ant	Cable	Preamp	Aux	APos	TPos	Remark																																																																											
Freq	Level	Level	Loss	Loss	Loss	Factor	Factor																																																																													
MHz	dBuV/m	dBuV/m	dB	dBuV	dB/m	dB	dB	cm	deg																																																																											
1	2387.48	63.47	74.00	-10.53	51.71	32.02	6.60	32.86	6.00	394	100	PEAK																																																																								
Limit	Read	Ant	Cable	Preamp	Aux	APos	TPos	Remark																																																																												
Freq	Level	Level	Loss	Loss	Loss	Factor	Factor																																																																													
MHz	dBuV/m	dBuV/m	dB	dBuV	dB/m	dB	dB	cm	deg																																																																											
1	2412.00	104.44	-----	-----	92.37	32.26	6.63	32.82	6.00	394	100	PEAK																																																																								
Avg	 <p>Level (dBuV/m)</p> <p>Frequency (MHz)</p> <p>FCC PART 15C (AVG)</p> <table border="1"> <thead> <tr> <th>Limit</th> <th>Read</th> <th>Ant</th> <th>Cable</th> <th>Preamp</th> <th>Aux</th> <th>APos</th> <th>TPos</th> <th>Remark</th> </tr> <tr> <th>Freq</th> <th>Level</th> <th>Level</th> <th>Loss</th> <th>Loss</th> <th>Loss</th> <th>Factor</th> <th>Factor</th> <th></th> </tr> <tr> <th>MHz</th> <th>dBuV/m</th> <th>dBuV/m</th> <th>dB</th> <th>dBuV</th> <th>dB/m</th> <th>dB</th> <th>dB</th> <th>cm</th> <th>deg</th> </tr> </thead> <tbody> <tr> <td>1</td> <td>2389.95</td> <td>47.63</td> <td>54.00</td> <td>-6.37</td> <td>35.83</td> <td>32.06</td> <td>6.60</td> <td>32.86</td> <td>6.00</td> <td>394</td> <td>100</td> <td>AVERAGE</td> </tr> </tbody> </table>	Limit	Read	Ant	Cable	Preamp	Aux	APos	TPos	Remark	Freq	Level	Level	Loss	Loss	Loss	Factor	Factor		MHz	dBuV/m	dBuV/m	dB	dBuV	dB/m	dB	dB	cm	deg	1	2389.95	47.63	54.00	-6.37	35.83	32.06	6.60	32.86	6.00	394	100	AVERAGE	 <p>Level (dBuV/m)</p> <p>Frequency (MHz)</p> <p>FCC PART 15C (AVG)</p> <table border="1"> <thead> <tr> <th>Limit</th> <th>Read</th> <th>Ant</th> <th>Cable</th> <th>Preamp</th> <th>Aux</th> <th>APos</th> <th>TPos</th> <th>Remark</th> </tr> <tr> <th>Freq</th> <th>Level</th> <th>Level</th> <th>Loss</th> <th>Loss</th> <th>Loss</th> <th>Factor</th> <th>Factor</th> <th></th> </tr> <tr> <th>MHz</th> <th>dBuV/m</th> <th>dBuV/m</th> <th>dB</th> <th>dBuV</th> <th>dB/m</th> <th>dB</th> <th>dB</th> <th>cm</th> <th>deg</th> </tr> </thead> <tbody> <tr> <td>1</td> <td>2412.00</td> <td>95.37</td> <td>-----</td> <td>-----</td> <td>82.28</td> <td>32.85</td> <td>6.79</td> <td>32.55</td> <td>6.00</td> <td>394</td> <td>100</td> <td>AVERAGE</td> </tr> </tbody> </table>	Limit	Read	Ant	Cable	Preamp	Aux	APos	TPos	Remark	Freq	Level	Level	Loss	Loss	Loss	Factor	Factor		MHz	dBuV/m	dBuV/m	dB	dBuV	dB/m	dB	dB	cm	deg	1	2412.00	95.37	-----	-----	82.28	32.85	6.79	32.55	6.00	394	100	AVERAGE
Limit	Read	Ant	Cable	Preamp	Aux	APos	TPos	Remark																																																																												
Freq	Level	Level	Loss	Loss	Loss	Factor	Factor																																																																													
MHz	dBuV/m	dBuV/m	dB	dBuV	dB/m	dB	dB	cm	deg																																																																											
1	2389.95	47.63	54.00	-6.37	35.83	32.06	6.60	32.86	6.00	394	100	AVERAGE																																																																								
Limit	Read	Ant	Cable	Preamp	Aux	APos	TPos	Remark																																																																												
Freq	Level	Level	Loss	Loss	Loss	Factor	Factor																																																																													
MHz	dBuV/m	dBuV/m	dB	dBuV	dB/m	dB	dB	cm	deg																																																																											
1	2412.00	95.37	-----	-----	82.28	32.85	6.79	32.55	6.00	394	100	AVERAGE																																																																								

Note: The highest signals over limit are WLAN + WWAN co-location fundamental signals.



Mode	12																																																																																		
	Harmonic																																																																																		
	2400-2483.5_802.11g_CH01_2412MHz																																																																																		
Pol.	Horizontal	Vertical																																																																																	
Peak Avg																																																																																			
	<table border="1"> <thead> <tr> <th>Limit</th> <th>Read</th> <th>Ant</th> <th>Cable</th> <th>Preamp</th> <th>Aux</th> <th>APos</th> <th>TPos</th> <th>Remark</th> </tr> <tr> <th>Freq</th> <th>Level</th> <th>Line Margin</th> <th>Level Factor</th> <th>Loss Factor</th> <th>Factor</th> <th></th> <th></th> <th></th> </tr> <tr> <th>MHz</th> <th>dBuV/m</th> <th>dBuV/m</th> <th>dB</th> <th>dBuV</th> <th>dB/m</th> <th>dB</th> <th>dB</th> <th>cm</th> <th>deg</th> </tr> </thead> <tbody> <tr> <td>1</td> <td>4824.00</td> <td>43.17</td> <td>74.00</td> <td>-30.83</td> <td>60.41</td> <td>34.20</td> <td>9.47</td> <td>60.91</td> <td>0.00</td> <td>---</td> <td>---</td> <td>PEAK</td> </tr> </tbody> </table>	Limit	Read	Ant	Cable	Preamp	Aux	APos	TPos	Remark	Freq	Level	Line Margin	Level Factor	Loss Factor	Factor				MHz	dBuV/m	dBuV/m	dB	dBuV	dB/m	dB	dB	cm	deg	1	4824.00	43.17	74.00	-30.83	60.41	34.20	9.47	60.91	0.00	---	---	PEAK	<table border="1"> <thead> <tr> <th>Limit</th> <th>Read</th> <th>Ant</th> <th>Cable</th> <th>Preamp</th> <th>Aux</th> <th>APos</th> <th>TPos</th> <th>Remark</th> </tr> <tr> <th>Freq</th> <th>Level</th> <th>Line Margin</th> <th>Level Factor</th> <th>Loss Factor</th> <th>Factor</th> <th></th> <th></th> <th></th> </tr> <tr> <th>MHz</th> <th>dBuV/m</th> <th>dBuV/m</th> <th>dB</th> <th>dBuV</th> <th>dB/m</th> <th>dB</th> <th>dB</th> <th>cm</th> <th>deg</th> </tr> </thead> <tbody> <tr> <td>1</td> <td>4824.00</td> <td>43.13</td> <td>74.00</td> <td>-30.87</td> <td>60.37</td> <td>34.20</td> <td>9.47</td> <td>60.91</td> <td>0.00</td> <td>---</td> <td>---</td> <td>PEAK</td> </tr> </tbody> </table>	Limit	Read	Ant	Cable	Preamp	Aux	APos	TPos	Remark	Freq	Level	Line Margin	Level Factor	Loss Factor	Factor				MHz	dBuV/m	dBuV/m	dB	dBuV	dB/m	dB	dB	cm	deg	1	4824.00	43.13	74.00	-30.87	60.37	34.20	9.47	60.91	0.00	---	---
Limit	Read	Ant	Cable	Preamp	Aux	APos	TPos	Remark																																																																											
Freq	Level	Line Margin	Level Factor	Loss Factor	Factor																																																																														
MHz	dBuV/m	dBuV/m	dB	dBuV	dB/m	dB	dB	cm	deg																																																																										
1	4824.00	43.17	74.00	-30.83	60.41	34.20	9.47	60.91	0.00	---	---	PEAK																																																																							
Limit	Read	Ant	Cable	Preamp	Aux	APos	TPos	Remark																																																																											
Freq	Level	Line Margin	Level Factor	Loss Factor	Factor																																																																														
MHz	dBuV/m	dBuV/m	dB	dBuV	dB/m	dB	dB	cm	deg																																																																										
1	4824.00	43.13	74.00	-30.87	60.37	34.20	9.47	60.91	0.00	---	---	PEAK																																																																							



### Appendix D. Duty Cycle Plots

Band	Duty Cycle(%)	T(ms)	1/T(kHz)	VBW Setting
802.11b	100%	-	-	10Hz
802.11g	100%	-	-	10Hz
802.11n HT20	100%	-	-	10Hz

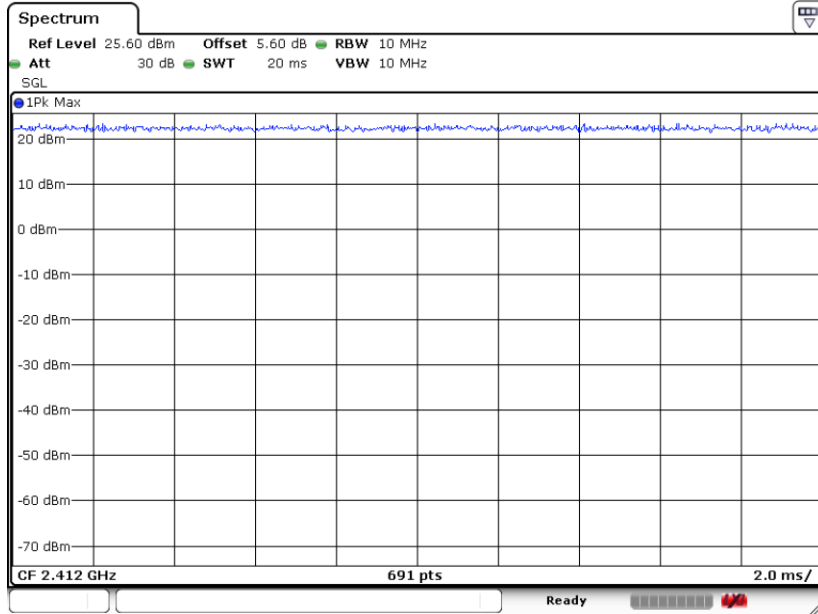
802.11b



Date: 15 JUN 2023 03:24:11

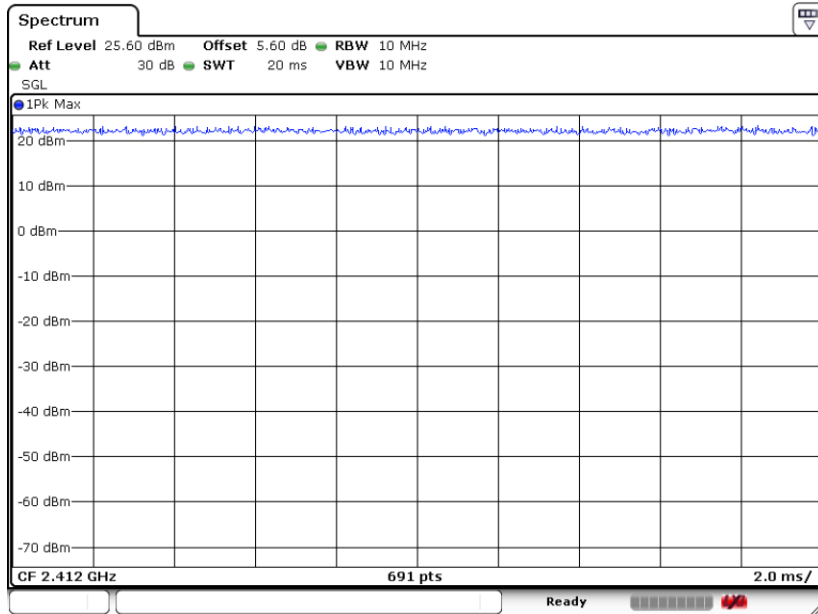


802.11g



Date: 15 JUN 2023 03:24:35

802.11n HT20



Date: 15 JUN 2023 03:25:13