



FCC RF Test Report

APPLICANT : Motorola Mobility LLC
EQUIPMENT : Mobile Cellular Phone
BRAND NAME : Motorola
MODEL NAME : XT2341-2
FCC ID : IHDT56AM1
STANDARD : FCC Part 15 Subpart E §15.407
CLASSIFICATION : (NII) Unlicensed National Information Infrastructure
TEST DATE(S) : Apr. 10, 2023 ~ May. 12, 2023

We, Sporton International Inc. (Kunshan), would like to declare that the tested sample has been evaluated in accordance with the test procedures and has been in compliance with the applicable technical standards.

This report contains data that were produced under subcontract by Sporton International Inc. (Shenzhen)

The test results in this report apply exclusively to the tested model / sample. Without written approval of Sporton International Inc. (Kunshan), the test report shall not be reproduced except in full.

Jason Jia



Approved by: Jason Jia

Sporton International Inc. (Kunshan)

**No. 1098, Pengxi North Road, Kunshan Economic Development Zone Jiangsu Province 215300
People's Republic of China**



TABLE OF CONTENTS

REVISION HISTORY..... 3

SUMMARY OF TEST RESULT 4

1 GENERAL DESCRIPTION 5

 1.1 Applicant 5

 1.2 Manufacturer 5

 1.3 Product Feature of Equipment Under Test..... 5

 1.4 Product Specification of Equipment Under Test..... 5

 1.5 Modification of EUT 5

 1.6 Testing Location 6

 1.7 Test Software 6

 1.8 Applicable Standards..... 7

 1.9 Specification of Accessory 7

2 TEST CONFIGURATION OF EQUIPMENT UNDER TEST 8

 2.1 Carrier Frequency and Channel 8

 2.2 Test Mode 9

 2.3 Connection Diagram of Test System 10

 2.4 Support Unit used in test configuration and system 10

 2.5 EUT Operation Test Setup 11

 2.6 Measurement Results Explanation Example 11

3 TEST RESULT 12

 3.1 6dB and 26dB and 99% Occupied Bandwidth Measurement 12

 3.2 Maximum Conducted Output Power Measurement 14

 3.3 Power Spectral Density Measurement 15

 3.4 Unwanted Emissions Measurement 17

 3.5 AC Conducted Emission Measurement..... 21

 3.6 Antenna Requirements 23

4 LIST OF MEASURING EQUIPMENT 24

5 MEASUREMENT UNCERTAINTY 25

APPENDIX A. CONDUCTED TEST RESULTS

APPENDIX B. AC CONDUCTED EMISSION TEST RESULT

APPENDIX C. RADIATED SPURIOUS EMISSION

APPENDIX D. DUTY CYCLE PLOTS

APPENDIX E. SETUP PHOTOGRAPHS



REVISION HISTORY

REPORT NO.	VERSION	DESCRIPTION	ISSUED DATE
FR332006E	Rev. 01	Initial issue of report	May 26, 2023



SUMMARY OF TEST RESULT

Report Section	FCC Rule	Description	Limit	Result	Remark
3.1	15.403(i)	6dB, 26dB and 99% Occupied Bandwidth	> 500kHz	Pass	-
3.2	15.407(a)	Maximum Conducted Output Power	≤ 30 dBm	Pass	-
3.3	15.407(a)	Power Spectral Density	≤ 30 dBm/500kHz	Pass	-
3.4	15.407(b)	Unwanted Emissions	15.407(b)(4)(i) & 15.209(a)	Pass	Under limit 11.07 dB at 260.86 MHz
3.5	15.207	AC Conducted Emission	15.207(a)	Pass	Under limit 14.32 dB at 0.163 MHz
3.6	15.203 & 15.407(a)	Antenna Requirement	15.203 & 15.407(a)	Pass	-

Conformity Assessment Condition:
1. The test results (PASS/FAIL) with all measurement uncertainty excluded are presented against the regulation limits or in accordance with the requirements stipulated by the applicant/manufacturer who shall bear all the risks of non-compliance that may potentially occur if measurement uncertainty is taken into account.
2. The measurement uncertainty please refer to each test result in the section "Measurement Uncertainty"
Disclaimer:
The product specifications of the EUT presented in the test report that may affect the test assessments are declared by the manufacturer who shall take full responsibility for the authenticity.



1 General Description

1.1 Applicant

Motorola Mobility LLC
222 W,Merchandise Mart Plaza, Chicago IL 60654 USA

1.2 Manufacturer

Motorola Mobility LLC
222 W,Merchandise Mart Plaza, Chicago IL 60654 USA

1.3 Product Feature of Equipment Under Test

Product Feature	
Equipment	Mobile Cellular Phone
Brand Name	Motorola
Model Name	XT2341-2
FCC ID	IHDT56AM1
IMEI Code	Conducted: 352000530005895/352000530005903 Conduction: 352000530005416/352000530005424 Radiation: 352000530016413/352000530016421
HW Version	DVT2
SW Version	TLA33.30
EUT Stage	Identical Prototype

Remark: The above EUT's information was declared by manufacturer. Please refer to the specifications or user's manual for more detailed description.

1.4 Product Specification of Equipment Under Test

Standards-related Product Specification	
Tx/Rx Channel Frequency Range	5745 MHz ~ 5825 MHz
Maximum Output Power	<5745 MHz ~ 5825 MHz> 802.11a : 18.02 dBm / 0.0634 W 802.11n HT20 : 18.01 dBm / 0.0632 W 802.11ac VHT20: 18.31 dBm / 0.0678 W
Type of Modulation	802.11a/n : OFDM (BPSK / QPSK / 16QAM / 64QAM) 802.11ac : OFDM (BPSK / QPSK / 16QAM / 64QAM / 256QAM)
Antenna Type / Gain	PIFA Antenna with gain -6.0 dBi

Note:

1. For 802.11n HT20 / ac VHT20 mode, the whole testing have assessed only 802.11ac VHT20 by referring to their maximum conducted power.
2. Ant 1 in RSE test data corresponds to BT/WIFI antenna in EP.



1.5 Modification of EUT

No modifications are made to the EUT during all test items.

1.6 Testing Location

Sporton International Inc. (Kunshan) is accredited to ISO/IEC 17025:2017 by American Association for Laboratory Accreditation with Certificate Number 5145.02.

Test Firm	Sporton International Inc. (Kunshan)		
Test Site Location	No. 1098, Pengxi North Road, Kunshan Economic Development Zone Jiangsu Province 215300 People's Republic of China TEL : +86-512-57900158		
Test Site No.	Sporton Site No.	FCC Designation No.	FCC Test Firm Registration No.
	CO01-KS TH01-KS	CN1257	314309

Sporton International Inc. (ShenZhen) is accredited to ISO/IEC 17025:2017 by American Association for Laboratory Accreditation with Certificate Number 5145.01.

Test Firm	Sporton International Inc. (ShenZhen)		
Test Site Location	101, 1st Floor, Block B, Building 1, No. 2, Tengfeng 4th Road, Fenghuang Community, Fuyong Street, Baoan District, Shenzhen City Guangdong Province China 518103 TEL: +86-755-33202398		
Test Site No.	Sporton Site No.	FCC Designation No.	FCC Test Firm Registration No.
	03CH03-SZ	CN1256	421272

Note: Test data subcontracted: Radiated Spurious Emission test case in section 3.4 of this report

1.7 Test Software

Item	Site	Manufacturer	Name	Version
1.	CO01-KS	AUDIX	E3	6.2009-8-24
2.	03CH03-SZ	AUDIX	E3	6.2009-8-24



1.8 Applicable Standards

According to the specifications of the manufacturer, the EUT must comply with the requirements of the following standards:

- ♦ 47 CFR Part 15 Subpart E
- ♦ FCC KDB 789033 D02 General UNII Test Procedures New Rules v02r01.
- ♦ ANSI C63.10-2013

Remark:

1. All test items were verified and recorded according to the standards and without any deviation during the test.
2. This EUT has also been tested and complied with the requirements of FCC Part 15, Subpart B, recorded in a separate test report.

1.9 Specification of Accessory

Specification of Accessory				
AC Adapter 1 (US)	Brand Name	Motorola (Salcomp)	Model Name	MC-201L
AC Adapter 1 (EU)	Brand Name	Motorola (Salcomp)	Model Name	MC-202L
AC Adapter 1 (AR)	Brand Name	Motorola (Salcomp)	Model Name	MC-206L
AC Adapter 1 (BR)	Brand Name	Motorola (Salcomp)	Model Name	MC-207L
AC Adapter 1 (CHILE)	Brand Name	Motorola (Salcomp)	Model Name	MC-209L
AC Adapter 2 (US)	Brand Name	Motorola (Aohai)	Model Name	MC-201L
AC Adapter 2 (EU)	Brand Name	Motorola (Aohai)	Model Name	MC-202L
AC Adapter 2 (AR)	Brand Name	Motorola (Aohai)	Model Name	MC-206L
AC Adapter 3 (US)	Brand Name	Motorola (Aohai)	Model Name	MC-101
AC Adapter 3 (EU)	Brand Name	Motorola (Aohai)	Model Name	MC-102
AC Adapter 3 (UK)	Brand Name	Motorola (Aohai)	Model Name	MC-103
AC Adapter 3 (AU)	Brand Name	Motorola (Aohai)	Model Name	MC-105
AC Adapter 4 (US)	Brand Name	Motorola (Chenyang)	Model Name	MC-101
AC Adapter 4 (EU)	Brand Name	Motorola (Chenyang)	Model Name	MC-102
AC Adapter 4 (UK)	Brand Name	Motorola (Chenyang)	Model Name	MC-103
AC Adapter 4 (AU)	Brand Name	Motorola (Chenyang)	Model Name	MC-105
AC Adapter 5 (US)	Brand Name	Motorola (Salcomp)	Model Name	MC-101
AC Adapter 5 (EU)	Brand Name	Motorola (Salcomp)	Model Name	MC-102
AC Adapter 5 (UK)	Brand Name	Motorola (Salcomp)	Model Name	MC-103
AC Adapter 5 (AU)	Brand Name	Motorola (Salcomp)	Model Name	MC-105
Battery 1	Brand Name	Motorola(ATL)	Model Name	PC50
Battery 2	Brand Name	Motorola (SCUD)	Model Name	PC50
Earphone 1	Brand Name	Motorola (New leader)	Model Name	NLD-EM313A-20SF
Earphone 2	Brand Name	Motorola (JWELL)	Model Name	JWEP1205-L20H
USB Cable 1	Brand Name	Motorola (SAIBAO)	Model Name	SLQ-A214A
USB Cable 2	Brand Name	Motorola (JWELL)	Model Name	ATOC



2 Test Configuration of Equipment Under Test

- a. The EUT has been associated with peripherals and configuration operated in a manner tended to maximize its emission characteristics in a typical application. Frequency range investigated: conduction emission (150 kHz to 30 MHz), radiation emission (9 kHz to the 10th harmonic of the highest fundamental frequency or to 40 GHz, whichever is lower). For radiated measurement, pre-scanned in three orthogonal panels, X, Y, Z. The worst cases (Z plane) were recorded in this report.
- b. AC power line Conducted Emission was tested under maximum output power.

2.1 Carrier Frequency and Channel

Frequency Band	Channel	Freq. (MHz)	Channel	Freq. (MHz)
5745-5825 MHz U-NII-3	149	5745	161	5805
	153	5765	165	5825
	157	5785	-	-



2.2 Test Mode

Final test modes are considering the modulation and worse data rates as below table.

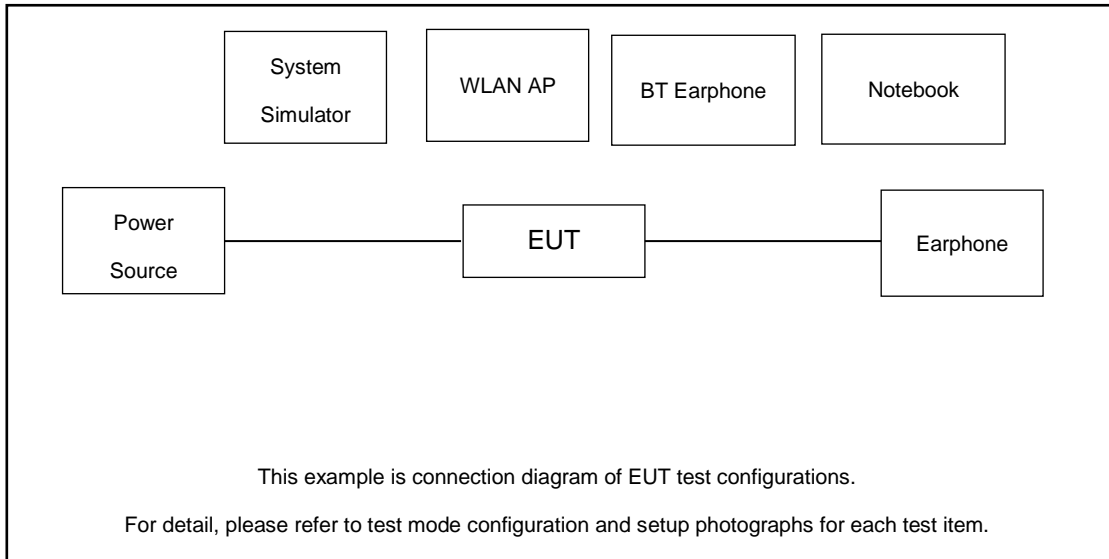
Modulation	Data Rate
802.11a	6 Mbps
802.11ac VHT20	MCS0

AC Conducted Emission	Mode 1 : GSM850 Idle + BT Link + WLAN Link(5G) + Adaptor5 + Earphone2 + USB Cable2 + Battery1
Remark: For Radiated Test Cases, The tests were performance with Adapter 3, Earphone1 and USB Cable1	

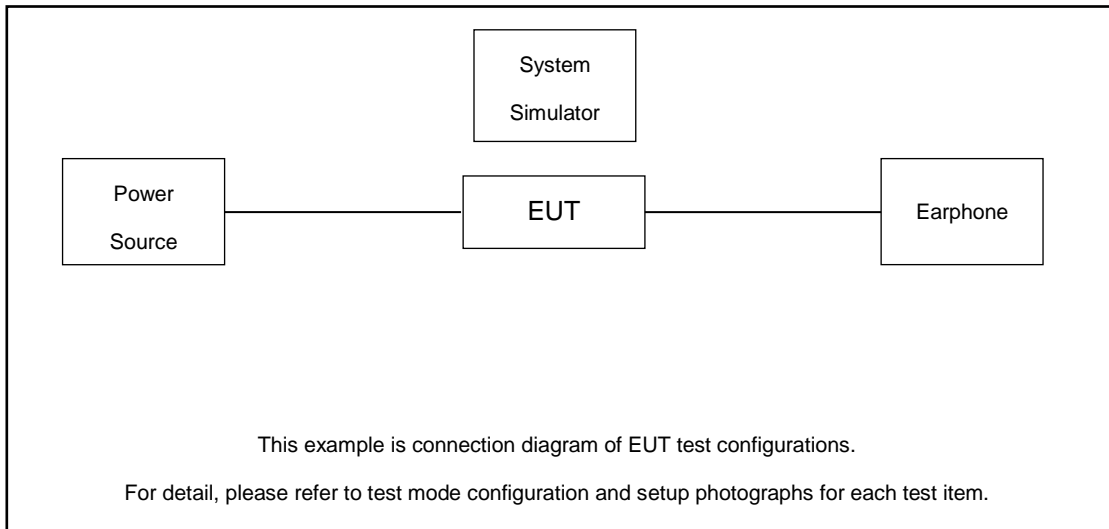
Ch. #		U-NII-3 : 5745-5825 MHz	
		802.11a	802.11ac VHT20
L	Low	149	149
M	Middle	157	157
H	High	165	165

2.3 Connection Diagram of Test System

For AC Conducted Emission:



For Radiated Emission:



2.4 Support Unit used in test configuration and system

Item	Equipment	Trade Name	Model Name	FCC ID	Data Cable	Power Cord
1.	LTE Base Station	Anritus	MT8821C	N/A	N/A	Unshielded, 1.8m
2.	Bluetooth Earphone	Lenovo	thinkplus-BH3	N/A	N/A	N/A
3.	Notebook	Lenovo	V130-15IKB005	N/A	N/A	shielded cable DC O/P 1.8m Unshielded AC I/P cable 1.8m
4.	WLAN AP	D-link	DIR-655	KA21R655B1	N/A	Unshielded, 1.8m



2.5 EUT Operation Test Setup

For WLAN RF test items, an engineering test program was provided and enabled to make EUT continuously transmit.

For AC power line conducted emissions, the EUT was set to connect with the WLAN AP under large package sizes transmission.

2.6 Measurement Results Explanation Example

For all conducted test items:

The offset level is set in the spectrum analyzer to compensate the RF cable loss and attenuator factor between EUT conducted output port and spectrum analyzer. With the offset compensation, the spectrum analyzer reading level is exactly the EUT RF output level.

Example :

The spectrum analyzer offset is derived from RF cable loss and attenuator factor.

Offset = RF cable loss + attenuator factor.

Following shows an offset computation example with cable loss 8.0 dB and 10dB attenuator.

$$\begin{aligned} \text{Offset(dB)} &= \text{RF cable loss(dB)} + \text{attenuator factor(dB)}. \\ &= 8.0 + 10 = 18.0 \text{ (dB)} \end{aligned}$$

3 Test Result

3.1 6dB and 26dB and 99% Occupied Bandwidth Measurement

3.1.1 Description of 6dB and 26dB and 99% Occupied Bandwidth

The minimum 6 dB bandwidth shall be at least 500 kHz.

26dB and 99% Occupied bandwidth are reporting only.

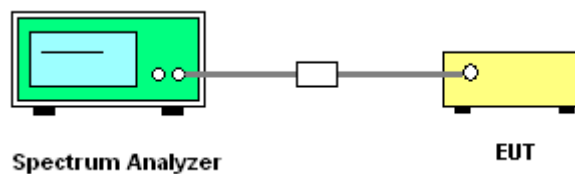
3.1.2 Measuring Instruments

The measuring equipment is listed in the section 4 of this test report.

3.1.3 Test Procedures

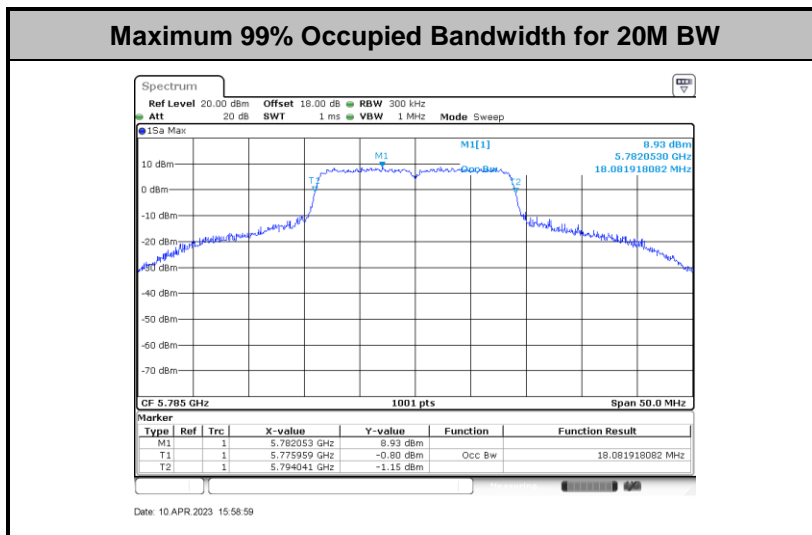
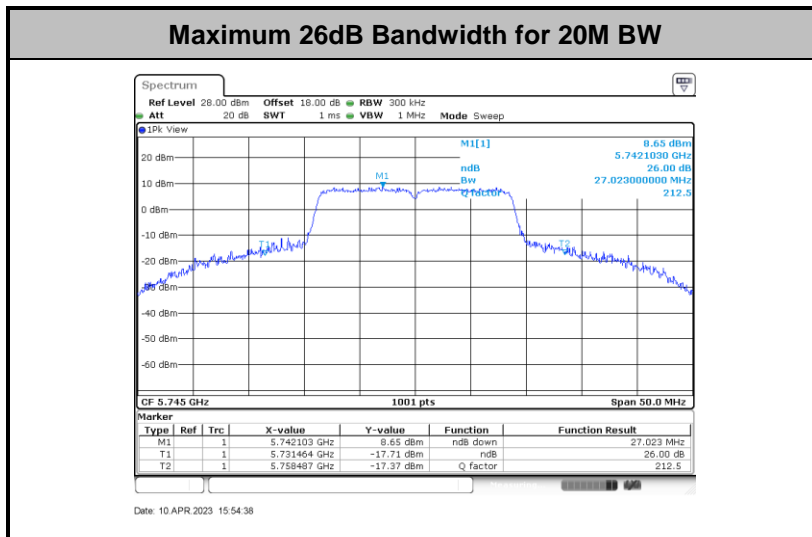
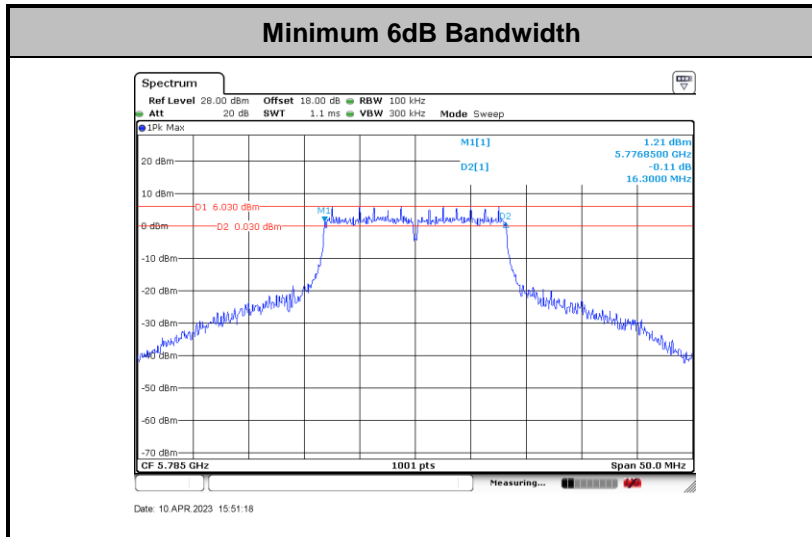
1. The testing follows FCC KDB 789033 D02 General UNII Test Procedures New Rules v02r01. Section C) Emission bandwidth for the band 5.725-5.85GHz
2. For 6dB BW, Set RBW = 100kHz.
For 26dB BW, Set RBW = approximately 1% of the emission bandwidth.
For 99% OBW, Set RBW = 1% to 5% of the OBW.
3. For 26dB BW, Set the VBW > RBW.
For 6dB BW & 99% OBW, Set the VBW $\geq 3 \times$ RBW.
4. Detector = Peak.
5. Trace mode = max hold
6. Measure the maximum width of the emission that is 6 dB down from the peak of the emission.
7. Measure and record the results in the test report.

3.1.4 Test Setup



3.1.5 Test Result of 6dB Bandwidth

Please refer to Appendix A.



Note: The occupied channel bandwidth is maintained within the band of operation for all of the modulations.

3.2 Maximum Conducted Output Power Measurement

3.2.1 Limit of Maximum Conducted Output Power

For the band 5.725–5.85 GHz, the maximum conducted output power over the frequency band of operation shall not exceed 1 W.

If transmitting antennas of directional gain greater than 6 dBi are used, the peak output power shall be reduced by the amount in dB that the directional gain of the antenna exceeds 6 dBi.

3.2.2 Measuring Instruments

The measuring equipment is listed in the section 4 of this test report.

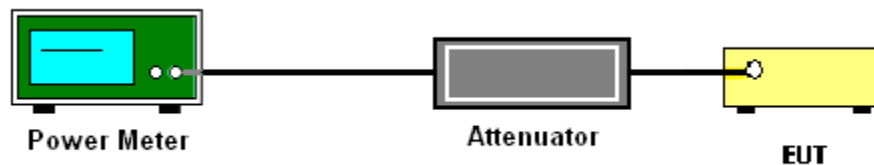
3.2.3 Test Procedures

The testing follows Method PM of FCC KDB 789033 D02 General UNII Test Procedures New Rules v02r01.

Method PM (Measurement using an RF average power meter):

1. Measurement is performed using a wideband RF power meter.
2. The EUT is configured to transmit continuously with a consistent duty cycle at its maximum power control level.
3. Measure the average power of the transmitter, and the average power is corrected with duty factor, $10 \log(1/x)$, where x is the duty cycle.

3.2.4 Test Setup



3.2.5 Test Result of Maximum Conducted Output Power

Please refer to Appendix A.



3.3 Power Spectral Density Measurement

3.3.1 Limit of Power Spectral Density

For the band 5.725–5.85 GHz, the maximum power spectral density shall not exceed 30 dBm in any 500-kHz band.

If transmitting antennas of directional gain greater than 6 dBi are used, the peak output power shall be reduced by the amount in dB that the directional gain of the antenna exceeds 6 dBi.

3.3.2 Measuring Instruments

The measuring equipment is listed in the section 4 of this test report.

3.3.3 Test Procedures

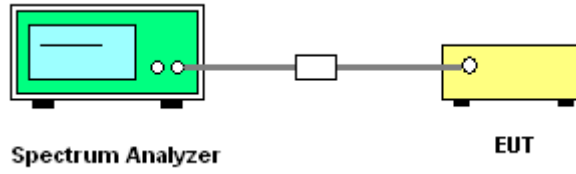
The testing follows FCC KDB 789033 D02 General UNII Test Procedures New Rules v02r01. Section F) Maximum power spectral density.

Method SA-2

(trace averaging across on and off times of the EUT transmissions, followed by duty cycle correction).

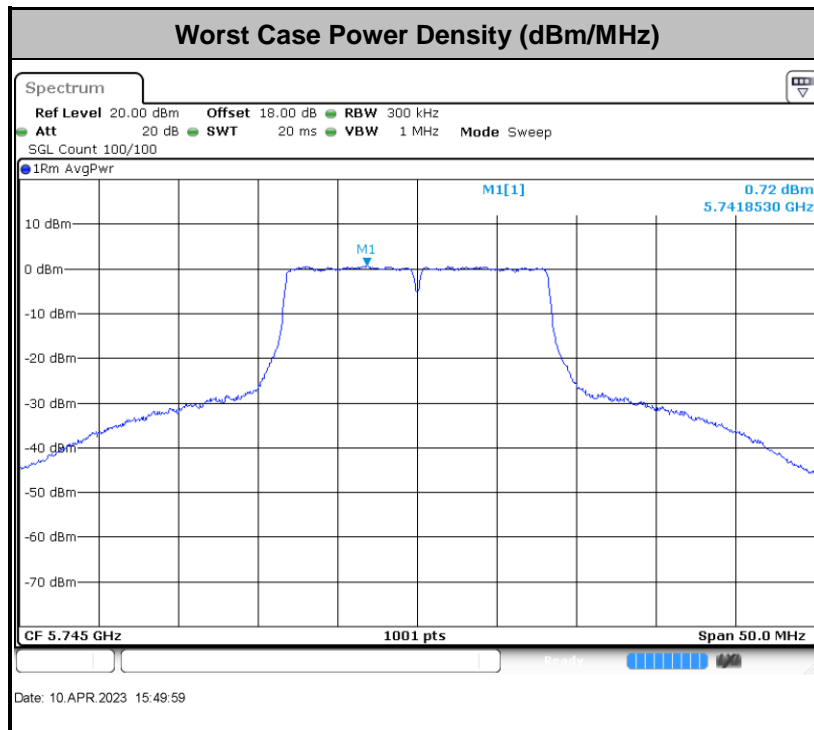
- Measure the duty cycle.
 - Set span to encompass the entire emission bandwidth (EBW) of the signal.
 - Set RBW = 500KHz (or 300 kHz if the SA can't set RBW=500KHz).
 - Set VBW \geq 1 MHz.
 - Number of points in sweep \geq 2 Span / RBW.
 - Sweep time = auto.
 - Detector = RMS
 - Trace average at least 100 traces in power averaging mode.
 - If the SA can't set RBW=500KHz, then add $10 \log(500\text{kHz}/\text{RBW})$ to the test result
 - Add $10 \log(1/x)$, where x is the duty cycle, to the measured power in order to compute the average power during the actual transmission times. For example, add $10 \log(1/0.25) = 6$ dB if the duty cycle is 25 percent.
1. The RF output of EUT was connected to the spectrum analyzer by a low loss cable.
 2. Each plot has already offset with cable loss, and attenuator loss. Measure the PPSD and record it.

3.3.4 Test Setup



3.3.5 Test Result of Power Spectral Density

Please refer to Appendix A.



Note: Average Power Density (dB) = Measured value + Duty Factor + RBW offset



3.4 Unwanted Emissions Measurement

This section is to measure unwanted emissions through radiated measurement for band edge spurious emissions and out of band emissions measurement.

3.4.1 Limit of Unwanted Emissions

(1) For transmitters operating in the 5.725-5.85 GHz band:

15.407(b)(4)(i) All emissions shall be limited to a level of -27 dBm/MHz at 75 MHz or more above or below the band edge increasing linearly to 10 dBm/MHz at 25 MHz above or below the band edge, and from 25 MHz above or below the band edge increasing linearly to a level of 15.6 dBm/MHz at 5 MHz above or below the band edge, and from 5 MHz above or below the band edge increasing linearly to a level of 27 dBm/MHz at the band edge.

(2) ANSI C63.10-2013 clause 12.7.3 note 97

As specified by regulatory requirements, emissions above 1000 MHz that are outside of the restricted bands are subject to a peak emission limit. However, an out-of-band emission that complies with both the average and peak general regulatory limits is not required to satisfy the peak emission limit.

3.4.2 Measuring Instruments

The measuring equipment is listed in the section 4 of this test report.

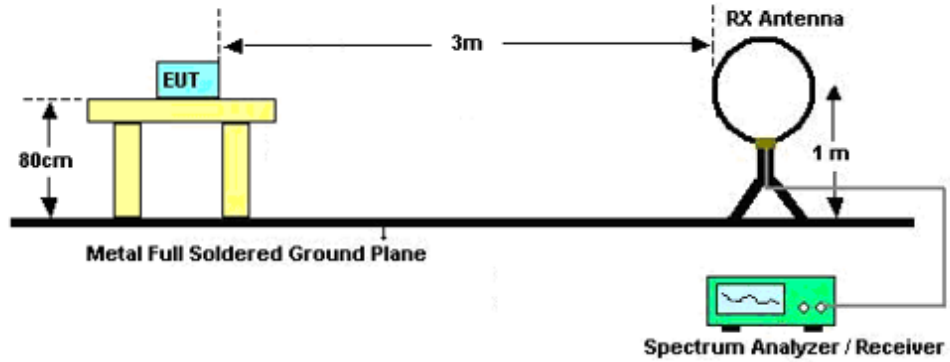


3.4.3 Test Procedures

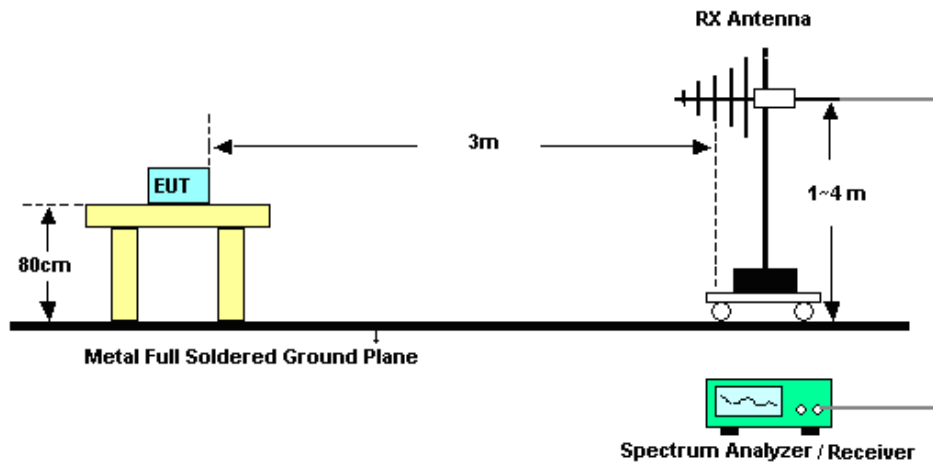
1. The testing follows FCC KDB 789033 D02 General UNII Test Procedures New Rules v02r01. Section G) Unwanted emissions measurement.
 - (1) Procedure for Unwanted Emissions Measurements Below 1000MHz
 - RBW = 120 kHz
 - VBW = 300 kHz
 - Detector = Peak
 - Trace mode = max hold
 - (2) Procedure for Peak Unwanted Emissions Measurements Above 1000 MHz
 - RBW = 1 MHz
 - VBW \geq 3 MHz
 - Detector = Peak
 - Sweep time = auto
 - Trace mode = max hold
 - (3) Procedures for Average Unwanted Emissions Measurements Above 1000MHz
 - RBW = 1 MHz
 - VBW = 10 Hz, when duty cycle is no less than 98 percent.
 - VBW \geq 1/T, when duty cycle is less than 98 percent where T is the minimum transmission duration over which the transmitter is on and is transmitting at its maximum power control level for the tested mode of operation.
2. The EUT was placed on a turntable with 0.8 meter for frequency below 1GHz and 1.5 meter for frequency above 1GHz respectively above ground.
3. The EUT was set 3 meters from the interference receiving antenna which was mounted on the top of a variable height antenna tower.
4. The antenna is a broadband antenna and its height is adjusted between one meter and four meters above ground to find the maximum value of the field strength for both horizontal polarization and vertical polarization of the antenna.
5. For each suspected emission, the EUT was arranged to its worst case and then adjust the antenna tower (from 1 m to 4 m) and turntable (from 0 degree to 360 degrees) to find the maximum reading.
6. For testing below 1GHz, if the emission level of the EUT in peak mode was 3 dB lower than the limit specified, then peak values of EUT will be reported, otherwise, the emissions will be repeated one by one using the CISPR quasi-peak method and reported.
7. For testing above 1GHz, the emission level of the EUT in peak mode was 20dB lower than peak limit (that means the emission level in average mode also complies with the limit in average mode), then peak values of EUT will be reported, otherwise, the emissions will be measured in average mode again and reported.

3.4.4 Test Setup

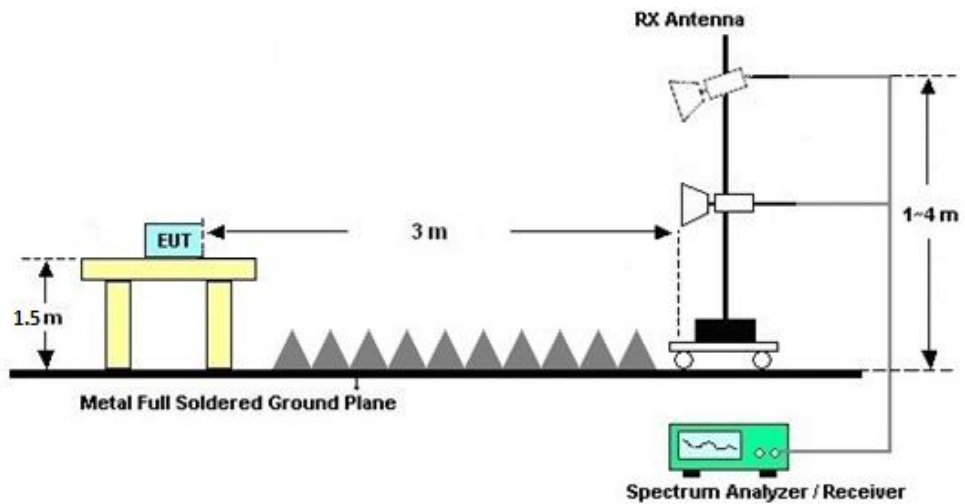
For radiated emissions below 30MHz



For radiated emissions from 30MHz to 1GHz



For radiated emissions above 1GHz





3.4.5 Test Results of Radiated Emissions (9 kHz ~ 30 MHz)

The low frequency, which started from 9 kHz to 30MHz, was pre-scanned and the result which was 20dB lower than the limit line was not reported.

There is a comparison data of both open-field test site and semi-Anechoic chamber, and the result came out very similar.

3.4.6 Test Result of Radiated Band Edges

Please refer to Appendix C.

3.4.7 Duty Cycle

Please refer to Appendix D.

3.4.8 Test Result of Unwanted Radiated Emission (30MHz ~ 10th Harmonic or 40GHz, whichever is lower)

Please refer to Appendix C.



3.5 AC Conducted Emission Measurement

3.5.1 Limit of AC Conducted Emission

For equipment that is designed to be connected to the public utility (AC) power line, the radio frequency voltage that is conducted back onto the AC power line on any frequency or frequencies within the band 150 kHz to 30 MHz shall not exceed the limits in the following table.

Frequency of emission (MHz)	Conducted limit (dBµV)	
	Quasi-peak	Average
0.15-0.5	66 to 56*	56 to 46*
0.5-5	56	46
5-30	60	50

*Decreases with the logarithm of the frequency.

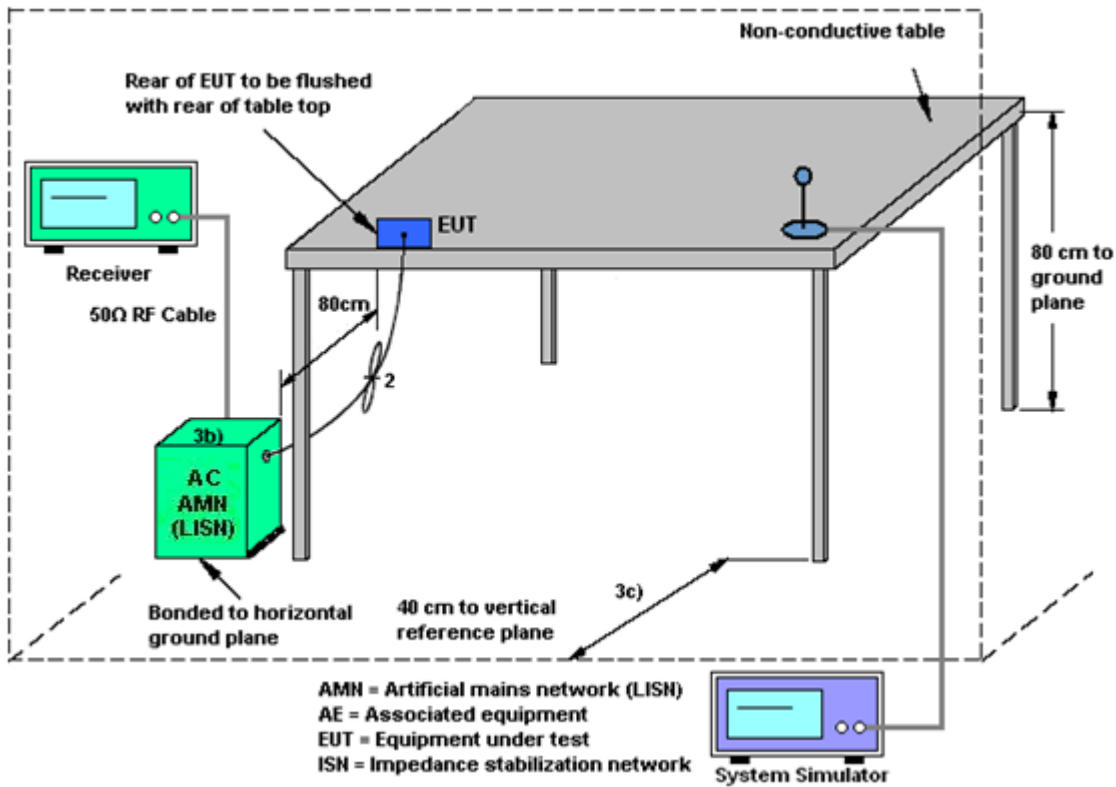
3.5.2 Measuring Instruments

The measuring equipment is listed in the section 4 of this test report.

3.5.3 Test Procedures

1. The EUT was placed 0.4 meter from the conducting wall of the shielding room was kept at least 80 centimeters from any other grounded conducting surface.
2. Connect EUT to the power mains through a line impedance stabilization network (LISN).
3. All the support units are connecting to the other LISN.
4. The LISN provides 50 ohm coupling impedance for the measuring instrument.
5. The FCC states that a 50 ohm, 50 microhenry LISN should be used.
6. Both sides of AC line were checked for maximum conducted interference.
7. The frequency range from 150 kHz to 30 MHz was searched.
8. Set the test-receiver system to Peak Detect Function and specified bandwidth with Maximum Hold Mode.

3.5.4 Test Setup



3.5.5 Test Result of AC Conducted Emission

Please refer to Appendix B.



3.6 Antenna Requirements

3.6.1 Standard Applicable

If transmitting antenna directional gain is greater than 6 dBi, both the peak transmit power and the peak power spectral density shall be reduced by the amount in dB that the directional gain of the antenna exceeds 6 dBi.

3.6.2 Antenna Anti-Replacement Construction

An embedded-in antenna design is used.

3.6.3 Antenna Gain

The antenna peak gain of EUT is less than 6 dBi. Therefore, it is not necessary to reduce maximum peak output power limit.



4 List of Measuring Equipment

Instrument	Manufacturer	Model No.	Serial No.	Characteristics	Calibration Date	Test Date	Due Date	Remark
Spectrum Analyzer	R&S	FSV40	101040	10Hz~40GHz	Oct. 12, 2022	Apr. 10, 2023	Oct. 11, 2023	Conducted (TH01-KS)
Pulse Power Sensor	Anritsu	MA2411B	0917070	300MHz~40GHz	Jan. 05, 2023	Apr. 10, 2023	Jan. 04, 2024	Conducted (TH01-KS)
Power Meter	Anritsu	ML2495A	1005002	50MHz Bandwidth	Jan. 05, 2023	Apr. 10, 2023	Jan. 04, 2024	Conducted (TH01-KS)
EMI Receiver	R&S	ESCI7	100768	9kHz~7GHz;	May 24, 2022	Apr. 19, 2023	May 23, 2023	Conduction (CO01-KS)
AC LISN	MessTec	AN3016	060105	9kHz~30MHz	May 24, 2022	Apr. 19, 2023	May 23, 2023	Conduction (CO01-KS)
AC Power Source	Chroma	61602	ABP0000008 11	AC 0V~300V, 45Hz~1000Hz	Oct. 12, 2022	Apr. 19, 2023	Oct. 11, 2023	Conduction (CO01-KS)
EMI Test Receiver&SA	KEYSIGHT	N9038A	MY54450083	20Hz~8.4GHz	Apr. 04, 2023	May 12, 2023	Apr. 03, 2024	Radiation (03CH03-SZ)
EXA Spectrum Analyzer	KEYSIGHT	N9010A	MY55150246	10Hz~44GHz;	Apr. 04, 2023	May 12, 2023	Apr. 03, 2024	Radiation (03CH03-SZ)
Loop Antenna	R&S	HFH2-Z2	100354	9kHz~30MHz	Jul. 28, 2022	May 12, 2023	Jul. 27, 2024	Radiation (03CH03-SZ)
Bilog Antenna	TeseQ	CBL6112D	35408	30MHz-2GHz	Aug. 09, 2021	May 12, 2023	Aug. 08, 2023	Radiation (03CH03-SZ)
Double Ridge Horn Antenna	SCHWARZBECK	BBHA9120D	9120D-1355	1GHz~18GHz	Apr. 08, 2023	May 12, 2023	Apr. 07, 2024	Radiation (03CH03-SZ)
HF Amplifier	MITEQ	TTA1840-35-HG	1871923	18GHz~40GHz	Jul. 06, 2022	May 12, 2023	Jul.05, 2023	Radiation (03CH03-SZ)
SHF-EHF Horn	com-power	AH-840	101071	18Ghz-40GHz	Apr. 08, 2023	May 12, 2023	Apr. 07, 2024	Radiation (03CH03-SZ)
Amplifier	Burgeon	BPA-530	102211	0.01Hz ~3000MHz	Oct. 19, 2022	May 12, 2023	Oct. 18, 2023	Radiation (03CH03-SZ)
HF Amplifier	MITEQ	AMF-7D-0010 1800-30-10P-R	1943528	1GHz~18GHz	Oct. 19, 2022	May 12, 2023	Oct. 18, 2023	Radiation (03CH03-SZ)
Amplifier	Agilent Technologies	83017A	MY39501302	500MHz~26.5GHz	Dec. 26, 2022	May 12, 2023	Dec. 25, 2023	Radiation (03CH03-SZ)
AC Power Source	Chroma	61601	6160100027 29	1 N/A	Nov. 10, 2022	May 12, 2023	Nov. 09, 2023	Radiation (03CH03-SZ)
Turn Table	EM	EM1000	N/A	0~360 degree	NCR	May 12, 2023	NCR	Radiation (03CH03-SZ)
Antenna Mast	EM	EM1000	N/A	1 m~4 m	NCR	May 12, 2023	NCR	Radiation (03CH03-SZ)
laser range finder	Dingxin Yi	D-40	#03	N/A	Oct. 09, 2022	May 12, 2023	Oct. 08, 2023	Radiation (03CH03-SZ)
Thermo meter	Anymetre	JR593	#11	- 10℃ ~ 50℃ 10%RH~99%RH	Oct. 20, 2022	May 12, 2023	Oct. 19, 2023	Radiation (03CH03-SZ)

NCR: No Calibration Required



5 Measurement Uncertainty

The measurement uncertainties shown below were calculated in accordance with the requirements of ANSI 63.10-2013. All the measurement uncertainty value were shown with a coverage K=2 to indicate 95% level of confidence. The measurement data show herein meets or exceeds the CISPR measurement uncertainty values specified in CISPR 16-4-2 and can be compared directly to specified limit to determine compliance.

Uncertainty of Conducted Measurement

Test Item	Uncertainty
Conducted Power	±0.46 dB
Conducted Emissions	±0.48 dB
Occupied Channel Bandwidth	±0.001 %
Conducted Power Spectral Density	±0.40 dB

Uncertainty of Conducted Emission Measurement (150kHz ~ 30MHz)

Measuring Uncertainty for a Level of Confidence of 95% (U = 2Uc(y))	2.94 dB
---	---------

Uncertainty of Radiated Emission Measurement (30 MHz ~ 1000 MHz)

Measuring Uncertainty for a Level of Confidence of 95% (U = 2Uc(y))	5.0 dB
---	--------

Uncertainty of Radiated Emission Measurement (1000 MHz ~ 18000 MHz)

Measuring Uncertainty for a Level of Confidence of 95% (U = 2Uc(y))	4.9 dB
---	--------

Uncertainty of Radiated Emission Measurement (18000 MHz ~ 40000 MHz)

Measuring Uncertainty for a Level of Confidence of 95% (U = 2Uc(y))	5.0 dB
---	--------

----- THE END -----



Appendix A. Conducted Test Results

Report Number : FR332006E

Test Engineer:	Jacob Zhang	Temperature:	21~25	°C
Test Date:	2023/4/10	Relative Humidity:	51~54	%

TEST RESULTS DATA
6dB and 26dB EBW and 99% OBW

U-NII-3									
Mod.	Data Rate	NTX	CH.	Freq. (MHz)	99% Bandwidth (MHz)	26 dB Bandwidth (MHz)	6 dB Bandwidth (MHz)	6dB Bandwidth min. Limit (MHz)	Pass/Fail
11a	6M bps	1	149	5745	17.18	25.52	16.35	0.5	Pass
11a	6Mbps	1	157	5785	17.03	25.67	16.3	0.5	Pass
11a	6Mbps	1	165	5825	17.03	21.18	16.35	0.5	Pass
VHT20	MCS 0	1	149	5745	18.03	27.02	17.05	0.5	Pass
VHT20	MCS 0	1	157	5785	18.08	24.38	17.05	0.5	Pass
VHT20	MCS 0	1	165	5825	17.88	22.43	17.1	0.5	Pass

TEST RESULTS DATA
Average Power Table

U-NII-3										
Mod.	Data Rate	NTX	CH.	Freq. (MHz)	Duty Factor (dB)	Average Conducted Power (dBm)	FCC Conducted Power Limit (dBm)	DG (dBi)		Pass/Fail
11a	6M bps	1	149	5745	0.48	18.02	30.00	-6.00		Pass
11a	6Mbps	1	157	5785	0.48	17.99	30.00	-6.00		Pass
11a	6Mbps	1	165	5825	0.48	17.86	30.00	-6.00		Pass
HT20	MCS 0	1	149	5745	0.56	18.01	30.00	-6.00		Pass
HT20	MCS 0	1	157	5785	0.56	17.89	30.00	-6.00		Pass
HT20	MCS 0	1	165	5825	0.56	17.97	30.00	-6.00		Pass
VHT20	MCS 0	1	149	5745	0.58	18.31	30.00	-6.00		Pass
VHT20	MCS 0	1	157	5785	0.58	17.89	30.00	-6.00		Pass
VHT20	MCS 0	1	165	5825	0.58	18.00	30.00	-6.00		Pass

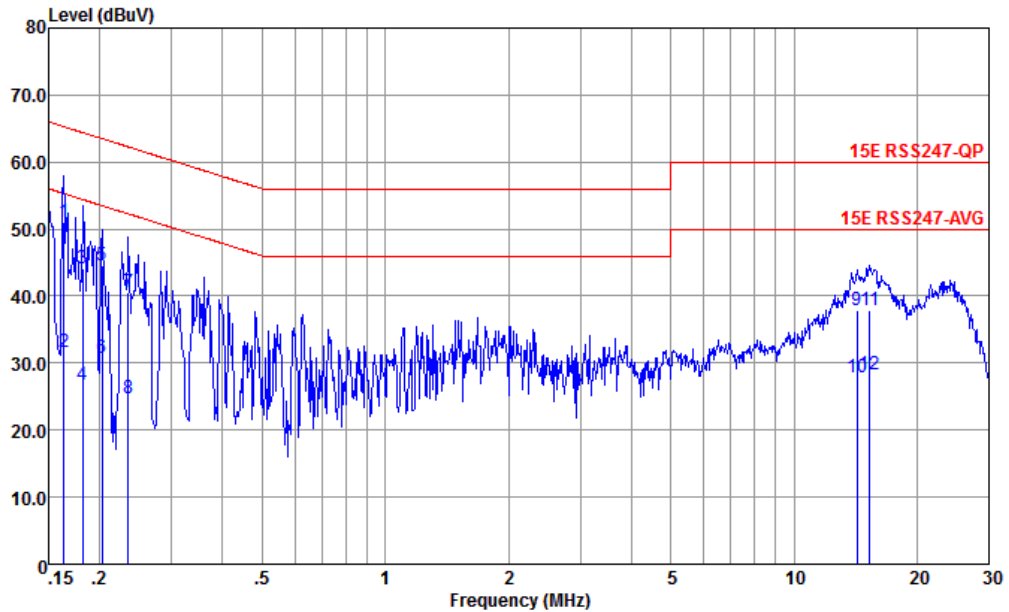
TEST RESULTS DATA
Power Spectral Density

U-NII-3										
Mod.	Data Rate	N _{TX}	CH.	Freq. (MHz)	Duty Factor (dB)	10log (500kHz /RBW) Factor (dB)	Average Power Density (dBm/500kHz)	Average PSD Limit (dBm/500kHz)	DG (dBi)	Pass/Fail
11a	6M bps	1	149	5745	0.48	2.22	3.42	30.00	-6.00	Pass
11a	6Mbps	1	157	5785	0.48	2.22	2.99	30.00	-6.00	Pass
11a	6Mbps	1	165	5825	0.48	2.22	3.10	30.00	-6.00	Pass
VHT20	MCS 0	1	149	5745	0.58	2.22	3.04	30.00	-6.00	Pass
VHT20	MCS 0	1	157	5785	0.58	2.22	2.70	30.00	-6.00	Pass
VHT20	MCS 0	1	165	5825	0.58	2.22	2.94	30.00	-6.00	Pass



Appendix B. AC Conducted Emission Test Results

Test Engineer :	Amos	Temperature :	25.3~26.2°C
		Relative Humidity :	38~40%
Test Voltage :	120Vac / 60Hz	Phase :	Line
Remark :	All emissions not reported here are more than 10 dB below the prescribed limit.		

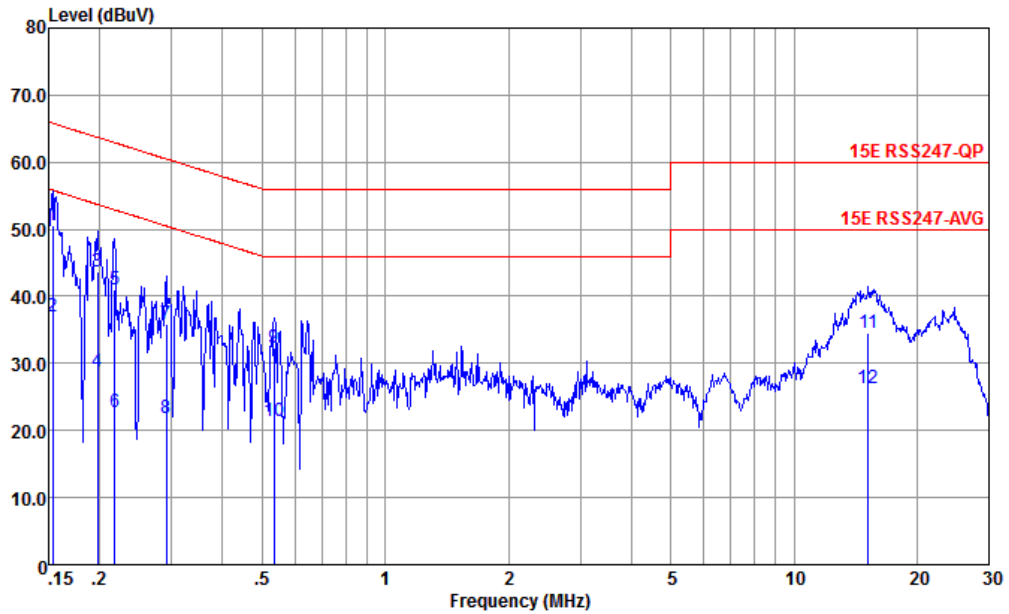


Site : CO01-KS
 Condition : 15E RSS247-QP LISN-060105-LINE LINE

	Freq	Level	Over Limit	Limit Line	Read Level	LISN Factor	Cable Loss	Remark
	MHz	dBuV	dB	dBuV	dBuV	dB	dB	
1 *	0.163	50.98	-14.32	65.30	40.49	0.06	10.43	QP
2	0.163	31.68	-23.62	55.30	21.19	0.06	10.43	Average
3	0.182	44.06	-20.36	64.42	33.60	0.04	10.42	QP
4	0.182	26.76	-27.66	54.42	16.30	0.04	10.42	Average
5	0.203	44.64	-18.85	63.49	34.20	0.02	10.42	QP
6	0.203	30.74	-22.75	53.49	20.30	0.02	10.42	Average
7	0.235	40.63	-21.63	62.26	30.20	0.04	10.39	QP
8	0.235	24.63	-27.63	52.26	14.20	0.04	10.39	Average
9	14.288	37.77	-22.23	60.00	26.80	-0.21	11.18	QP
10	14.288	27.87	-22.13	50.00	16.90	-0.21	11.18	Average
11	15.307	37.82	-22.18	60.00	26.80	-0.22	11.24	QP
12	15.307	28.22	-21.78	50.00	17.20	-0.22	11.24	Average



Test Engineer :	Amos	Temperature :	25.3~26.2°C
		Relative Humidity :	38~40%
Test Voltage :	120Vac / 60Hz	Phase :	Neutral
Remark :	All emissions not reported here are more than 10 dB below the prescribed limit.		



Site : CO01-KS
 Condition : 15E RSS247-QP LISN-060105-NEUTRAL NEUTRAL

	Freq	Level	Over	Limit	Read	LISN	Cable	Remark
	MHz	dBuV	dB	dBuV	dBuV	dB	dB	
1 *	0.153	50.66	-15.16	65.82	40.20	0.03	10.43	QP
2	0.153	37.06	-18.76	55.82	26.60	0.03	10.43	Average
3	0.198	43.67	-20.04	63.71	33.20	0.05	10.42	QP
4	0.198	28.67	-25.04	53.71	18.20	0.05	10.42	Average
5	0.217	40.93	-21.99	62.92	30.49	0.03	10.41	QP
6	0.217	22.63	-30.29	52.92	12.19	0.03	10.41	Average
7	0.291	35.81	-24.69	60.50	25.50	-0.04	10.35	QP
8	0.291	21.91	-28.59	50.50	11.60	-0.04	10.35	Average
9	0.535	32.32	-23.68	56.00	22.20	-0.08	10.20	QP
10	0.535	21.42	-24.58	46.00	11.30	-0.08	10.20	Average
11	15.226	34.56	-25.44	60.00	23.50	-0.18	11.24	QP
12	15.226	26.36	-23.64	50.00	15.30	-0.18	11.24	Average

Note:

- Level(dBμV) = Read Level(dBμV) + LISN Factor(dB) + Cable Loss(dB)
- Over Limit(dB) = Level(dBμV) – Limit Line(dBμV)



Appendix C Radiated Spurious Emission Test Data

Mode	Band	Band (GHz)	Antenna	Modulation	Channel	Frequency	Data Rate	RU	Remark
Mode 1	U-NII-3	5.725-5.85	1	802.11a	149	5745	6Mbps	-	-
Mode 2	U-NII-3	5.725-5.85	1	802.11a	157	5785	6Mbps	-	-
Mode 3	U-NII-3	5.725-5.85	1	802.11a	165	5825	6Mbps	-	-
Mode 4	U-NII-3	5.725-5.85	1	802.11ac VHT20	149	5745	MCS0	-	-
Mode 5	U-NII-3	5.725-5.85	1	802.11ac VHT20	157	5785	MCS0	-	-
Mode 6	U-NII-3	5.725-5.85	1	802.11ac VHT20	165	5825	MCS0	-	-
Mode 7	U-NII-3	5.725-5.85	1	802.11ac VHT20	165	5825	MCS0		LF

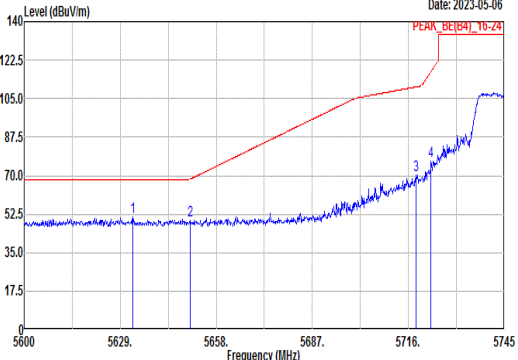
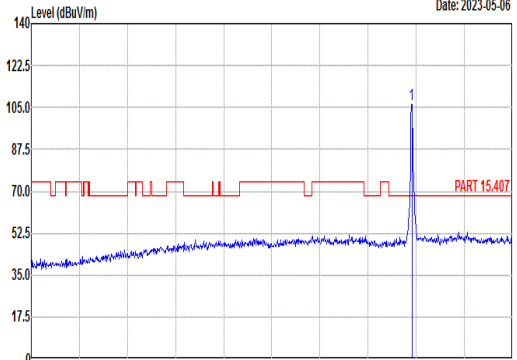
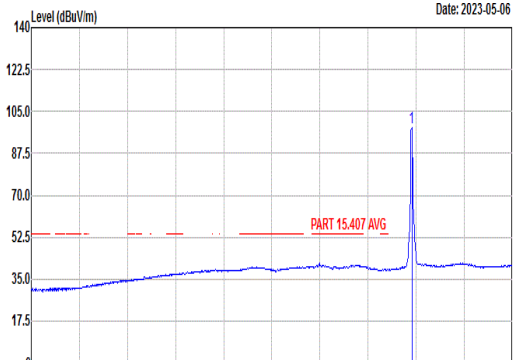
Summary of each worse mode

Mode	Modulation	Ch.	Freq. (MHz)	Level (dBuV/m)	Limit (dBuV/m)	Margin (dB)	Pol.	Peak Avg.	Result	Remark
1	802.11a	149	5637.99	51.21	68.30	-17.09	H	PEAK	Pass	Band Edge
1	802.11a	149	17235.00	50.56	68.30	-17.74	V	Peak	Pass	Harmonic
2	802.11a	157	5933.83	52.72	68.30	-15.58	H	PEAK	Pass	Band Edge
2	802.11a	157	17355.00	50.45	68.30	-17.85	H	Peak	Pass	Harmonic
3	802.11a	165	5930.25	52.74	68.30	-15.56	H	PEAK	Pass	Band Edge
3	802.11a	165	17475.00	50.32	68.30	-17.98	V	Peak	Pass	Harmonic
4	802.11ac VHT20	149	5616.68	52.13	68.30	-16.17	V	PEAK	Pass	Band Edge
4	802.11ac VHT20	149	17235.00	51.24	68.30	-17.06	V	Peak	Pass	Harmonic
5	802.11ac VHT20	157	5923.77	53.10	69.11	-16.01	V	PEAK	Pass	Band Edge
5	802.11ac VHT20	157	17355.00	51.50	68.30	-16.80	V	Peak	Pass	Harmonic
6	802.11ac VHT20	165	5933.00	52.24	68.30	-16.06	V	PEAK	Pass	Band Edge
6	802.11ac VHT20	165	17475.00	52.16	68.30	-16.14	H	Peak	Pass	Harmonic
7	802.11ac VHT20	165	260.86	34.93	46.00	-11.07	H	Peak	Pass	LF



Mode	1																																																																																																													
	Band Edge																																																																																																													
	U-NII-3_5.725-5.85_802.11a_CH149_5745MHz																																																																																																													
ANT	1																																																																																																													
Pol.	Horizontal	Fundamental																																																																																																												
Peak	<p>Date: 2023-05-06</p> <p>Site : 03CH03-SZ Condition: PEAK_BE(B4)_16-24 3m ANT3117_0057 HORIZONTAL Mode : 19 Setting : 6M Power setting 19 Plane : Z with accessories : 352000530016413/352000530016421</p> <table border="1"> <thead> <tr> <th>Peak</th> <th>Freq</th> <th>Level</th> <th>Limit</th> <th>Margin</th> <th>Read</th> <th>Ant</th> <th>Cable</th> <th>Preamp</th> <th>APos</th> <th>TPos</th> <th>Remark</th> </tr> <tr> <th></th> <th>MHz</th> <th>dBuV/m</th> <th>dBuV/m</th> <th></th> <th>dBuV</th> <th>dB/m</th> <th>dB</th> <th>dB</th> <th>cm</th> <th>deg</th> <th></th> </tr> </thead> <tbody> <tr> <td>1</td> <td>5637.99</td> <td>51.21</td> <td>68.30</td> <td>-17.09</td> <td>41.53</td> <td>34.70</td> <td>8.35</td> <td>33.37</td> <td>100</td> <td>291</td> <td>PEAK</td> </tr> <tr> <td>2</td> <td>5650.32</td> <td>49.39</td> <td>68.53</td> <td>-19.14</td> <td>39.63</td> <td>34.73</td> <td>8.40</td> <td>33.37</td> <td>100</td> <td>291</td> <td>PEAK</td> </tr> <tr> <td>3</td> <td>5718.90</td> <td>70.96</td> <td>110.49</td> <td>-39.53</td> <td>60.79</td> <td>34.88</td> <td>8.65</td> <td>33.36</td> <td>100</td> <td>291</td> <td>PEAK</td> </tr> <tr> <td>4</td> <td>5720.21</td> <td>71.34</td> <td>111.27</td> <td>-39.93</td> <td>61.16</td> <td>34.88</td> <td>8.66</td> <td>33.36</td> <td>100</td> <td>291</td> <td>PEAK</td> </tr> </tbody> </table>	Peak	Freq	Level	Limit	Margin	Read	Ant	Cable	Preamp	APos	TPos	Remark		MHz	dBuV/m	dBuV/m		dBuV	dB/m	dB	dB	cm	deg		1	5637.99	51.21	68.30	-17.09	41.53	34.70	8.35	33.37	100	291	PEAK	2	5650.32	49.39	68.53	-19.14	39.63	34.73	8.40	33.37	100	291	PEAK	3	5718.90	70.96	110.49	-39.53	60.79	34.88	8.65	33.36	100	291	PEAK	4	5720.21	71.34	111.27	-39.93	61.16	34.88	8.66	33.36	100	291	PEAK	<p>Date: 2023-05-06</p> <p>Site : 03CH03-SZ Condition: PART 15.407 3m ANT3117_0057 HORIZONTAL Mode : 19 Setting : 6M Power setting 19 Plane : Z with accessories : 352000530016413/352000530016421</p> <table border="1"> <thead> <tr> <th>Peak</th> <th>Freq</th> <th>Level</th> <th>Limit</th> <th>Margin</th> <th>Read</th> <th>Ant</th> <th>Cable</th> <th>Preamp</th> <th>APos</th> <th>TPos</th> <th>Remark</th> </tr> <tr> <th></th> <th>MHz</th> <th>dBuV/m</th> <th>dBuV/m</th> <th></th> <th>dBuV</th> <th>dB/m</th> <th>dB</th> <th>dB</th> <th>cm</th> <th>deg</th> <th></th> </tr> </thead> <tbody> <tr> <td>1</td> <td>5745.00</td> <td>107.52</td> <td>107.52</td> <td>0.00</td> <td>97.21</td> <td>34.93</td> <td>8.73</td> <td>33.35</td> <td>100</td> <td>291</td> <td>PEAK</td> </tr> </tbody> </table>	Peak	Freq	Level	Limit	Margin	Read	Ant	Cable	Preamp	APos	TPos	Remark		MHz	dBuV/m	dBuV/m		dBuV	dB/m	dB	dB	cm	deg		1	5745.00	107.52	107.52	0.00	97.21	34.93	8.73	33.35	100	291	PEAK
Peak	Freq	Level	Limit	Margin	Read	Ant	Cable	Preamp	APos	TPos	Remark																																																																																																			
	MHz	dBuV/m	dBuV/m		dBuV	dB/m	dB	dB	cm	deg																																																																																																				
1	5637.99	51.21	68.30	-17.09	41.53	34.70	8.35	33.37	100	291	PEAK																																																																																																			
2	5650.32	49.39	68.53	-19.14	39.63	34.73	8.40	33.37	100	291	PEAK																																																																																																			
3	5718.90	70.96	110.49	-39.53	60.79	34.88	8.65	33.36	100	291	PEAK																																																																																																			
4	5720.21	71.34	111.27	-39.93	61.16	34.88	8.66	33.36	100	291	PEAK																																																																																																			
Peak	Freq	Level	Limit	Margin	Read	Ant	Cable	Preamp	APos	TPos	Remark																																																																																																			
	MHz	dBuV/m	dBuV/m		dBuV	dB/m	dB	dB	cm	deg																																																																																																				
1	5745.00	107.52	107.52	0.00	97.21	34.93	8.73	33.35	100	291	PEAK																																																																																																			
Avg	Blank	<p>Date: 2023-05-06</p> <p>Site : 03CH03-SZ Condition: PART 15.407 AVG 3m ANT3117_0057 HORIZONTAL Mode : 19 Setting : 6M Power setting 19 Plane : Z with accessories : 352000530016413/352000530016421</p> <table border="1"> <thead> <tr> <th>Peak</th> <th>Freq</th> <th>Level</th> <th>Limit</th> <th>Margin</th> <th>Read</th> <th>Ant</th> <th>Cable</th> <th>Preamp</th> <th>APos</th> <th>TPos</th> <th>Remark</th> </tr> <tr> <th></th> <th>MHz</th> <th>dBuV/m</th> <th>dBuV/m</th> <th></th> <th>dBuV</th> <th>dB/m</th> <th>dB</th> <th>dB</th> <th>cm</th> <th>deg</th> <th></th> </tr> </thead> <tbody> <tr> <td>1</td> <td>5745.00</td> <td>99.47</td> <td>107.52</td> <td>-8.05</td> <td>89.13</td> <td>34.94</td> <td>8.75</td> <td>33.35</td> <td>100</td> <td>291</td> <td>AVERAGE</td> </tr> </tbody> </table>	Peak	Freq	Level	Limit	Margin	Read	Ant	Cable	Preamp	APos	TPos	Remark		MHz	dBuV/m	dBuV/m		dBuV	dB/m	dB	dB	cm	deg		1	5745.00	99.47	107.52	-8.05	89.13	34.94	8.75	33.35	100	291	AVERAGE																																																																								
Peak	Freq	Level	Limit	Margin	Read	Ant	Cable	Preamp	APos	TPos	Remark																																																																																																			
	MHz	dBuV/m	dBuV/m		dBuV	dB/m	dB	dB	cm	deg																																																																																																				
1	5745.00	99.47	107.52	-8.05	89.13	34.94	8.75	33.35	100	291	AVERAGE																																																																																																			

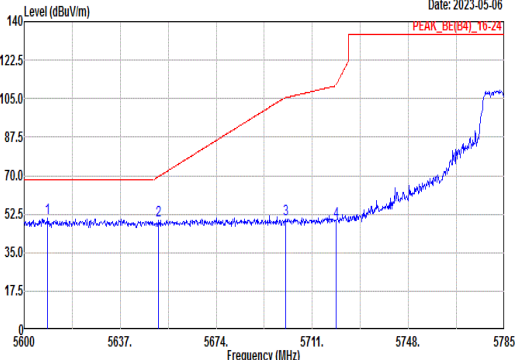
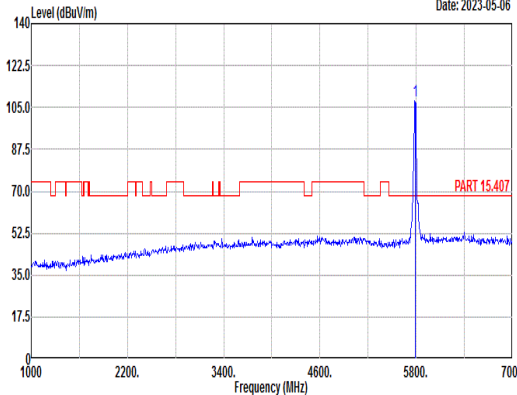
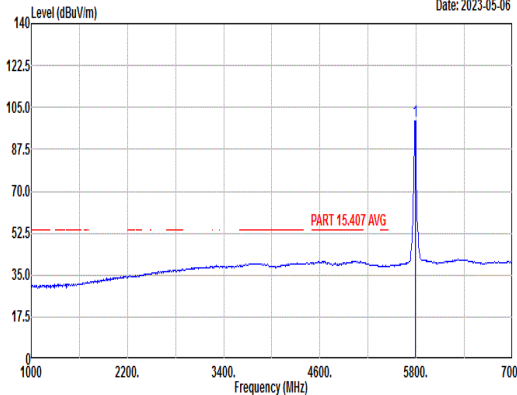


Mode	1																																																																																																															
	Band Edge																																																																																																															
	U-NII-3_5.725-5.85_802.11a_CH149_5745MHz																																																																																																															
ANT	1																																																																																																															
Pol.	Vertical	Fundamental																																																																																																														
Peak	 <p>Date: 2023-05-06 PEAK_BE(B4)_16-24</p> <p>Site : 03CH03-SZ Condition: PEAK_BE(B4)_16-24 3m ANT3117_0057 VERTICAL Mode : 19 Setting : 6M Power setting 19 Plane : Z with accessories : 352000530016413/352000530016421</p> <table border="1"> <thead> <tr> <th>Limit</th> <th>Read</th> <th>Ant</th> <th>Cable</th> <th>Preamp</th> <th>APos</th> <th>TPos</th> <th>Remark</th> </tr> <tr> <th>Freq</th> <th>Level</th> <th>Line</th> <th>Margin</th> <th>Level</th> <th>Factor</th> <th>Loss</th> <th>Factor</th> </tr> <tr> <th>MHz</th> <th>dBuV/m</th> <th>dBuV/m</th> <th>dBuV</th> <th>dB/m</th> <th>dB</th> <th>dB</th> <th>cm</th> <th>deg</th> </tr> </thead> <tbody> <tr> <td>1</td> <td>5632.77</td> <td>51.11</td> <td>68.30</td> <td>-17.19</td> <td>41.46</td> <td>34.69</td> <td>8.33</td> <td>33.37</td> <td>300</td> <td>274</td> <td>PEAK</td> </tr> <tr> <td>2</td> <td>5650.03</td> <td>49.85</td> <td>68.32</td> <td>-18.47</td> <td>40.09</td> <td>34.73</td> <td>8.40</td> <td>33.37</td> <td>300</td> <td>274</td> <td>PEAK</td> </tr> <tr> <td>3</td> <td>5718.32</td> <td>70.20</td> <td>110.33</td> <td>-40.13</td> <td>60.03</td> <td>34.88</td> <td>8.65</td> <td>33.36</td> <td>300</td> <td>274</td> <td>PEAK</td> </tr> <tr> <td>4</td> <td>5722.82</td> <td>76.36</td> <td>117.22</td> <td>-40.86</td> <td>66.16</td> <td>34.89</td> <td>8.67</td> <td>33.36</td> <td>300</td> <td>274</td> <td>PEAK</td> </tr> </tbody> </table>	Limit	Read	Ant	Cable	Preamp	APos	TPos	Remark	Freq	Level	Line	Margin	Level	Factor	Loss	Factor	MHz	dBuV/m	dBuV/m	dBuV	dB/m	dB	dB	cm	deg	1	5632.77	51.11	68.30	-17.19	41.46	34.69	8.33	33.37	300	274	PEAK	2	5650.03	49.85	68.32	-18.47	40.09	34.73	8.40	33.37	300	274	PEAK	3	5718.32	70.20	110.33	-40.13	60.03	34.88	8.65	33.36	300	274	PEAK	4	5722.82	76.36	117.22	-40.86	66.16	34.89	8.67	33.36	300	274	PEAK	 <p>Date: 2023-05-06 PART 15.407</p> <p>Site : 03CH03-SZ Condition: PART 15.407 3m ANT3117_0057 VERTICAL Mode : 19 Setting : 6M Power setting 19 Plane : Z with accessories : 352000530016413/352000530016421</p> <table border="1"> <thead> <tr> <th>Limit</th> <th>Read</th> <th>Ant</th> <th>Cable</th> <th>Preamp</th> <th>APos</th> <th>TPos</th> <th>Remark</th> </tr> <tr> <th>Freq</th> <th>Level</th> <th>Line</th> <th>Margin</th> <th>Level</th> <th>Factor</th> <th>Loss</th> <th>Factor</th> </tr> <tr> <th>MHz</th> <th>dBuV/m</th> <th>dBuV/m</th> <th>dBuV</th> <th>dB/m</th> <th>dB</th> <th>dB</th> <th>cm</th> <th>deg</th> </tr> </thead> <tbody> <tr> <td>1</td> <td>5745.00</td> <td>106.37</td> <td>-----</td> <td>-----</td> <td>96.06</td> <td>34.93</td> <td>8.73</td> <td>33.35</td> <td>300</td> <td>274</td> <td>PEAK</td> </tr> </tbody> </table>	Limit	Read	Ant	Cable	Preamp	APos	TPos	Remark	Freq	Level	Line	Margin	Level	Factor	Loss	Factor	MHz	dBuV/m	dBuV/m	dBuV	dB/m	dB	dB	cm	deg	1	5745.00	106.37	-----	-----	96.06	34.93	8.73	33.35	300	274	PEAK
Limit	Read	Ant	Cable	Preamp	APos	TPos	Remark																																																																																																									
Freq	Level	Line	Margin	Level	Factor	Loss	Factor																																																																																																									
MHz	dBuV/m	dBuV/m	dBuV	dB/m	dB	dB	cm	deg																																																																																																								
1	5632.77	51.11	68.30	-17.19	41.46	34.69	8.33	33.37	300	274	PEAK																																																																																																					
2	5650.03	49.85	68.32	-18.47	40.09	34.73	8.40	33.37	300	274	PEAK																																																																																																					
3	5718.32	70.20	110.33	-40.13	60.03	34.88	8.65	33.36	300	274	PEAK																																																																																																					
4	5722.82	76.36	117.22	-40.86	66.16	34.89	8.67	33.36	300	274	PEAK																																																																																																					
Limit	Read	Ant	Cable	Preamp	APos	TPos	Remark																																																																																																									
Freq	Level	Line	Margin	Level	Factor	Loss	Factor																																																																																																									
MHz	dBuV/m	dBuV/m	dBuV	dB/m	dB	dB	cm	deg																																																																																																								
1	5745.00	106.37	-----	-----	96.06	34.93	8.73	33.35	300	274	PEAK																																																																																																					
Avg	Blank	 <p>Date: 2023-05-06 PART 15.407 AVG</p> <p>Site : 03CH03-SZ Condition: PART 15.407 AVG 3m ANT3117_0057 VERTICAL Mode : 19 Setting : 6M Power setting 19 Plane : Z with accessories : 352000530016413/352000530016421</p> <table border="1"> <thead> <tr> <th>Limit</th> <th>Read</th> <th>Ant</th> <th>Cable</th> <th>Preamp</th> <th>APos</th> <th>TPos</th> <th>Remark</th> </tr> <tr> <th>Freq</th> <th>Level</th> <th>Line</th> <th>Margin</th> <th>Level</th> <th>Factor</th> <th>Loss</th> <th>Factor</th> </tr> <tr> <th>MHz</th> <th>dBuV/m</th> <th>dBuV/m</th> <th>dBuV</th> <th>dB/m</th> <th>dB</th> <th>dB</th> <th>cm</th> <th>deg</th> </tr> </thead> <tbody> <tr> <td>1</td> <td>5745.00</td> <td>98.32</td> <td>-----</td> <td>-----</td> <td>87.98</td> <td>34.94</td> <td>8.75</td> <td>33.35</td> <td>300</td> <td>274</td> <td>AVERAGE</td> </tr> </tbody> </table>	Limit	Read	Ant	Cable	Preamp	APos	TPos	Remark	Freq	Level	Line	Margin	Level	Factor	Loss	Factor	MHz	dBuV/m	dBuV/m	dBuV	dB/m	dB	dB	cm	deg	1	5745.00	98.32	-----	-----	87.98	34.94	8.75	33.35	300	274	AVERAGE																																																																									
Limit	Read	Ant	Cable	Preamp	APos	TPos	Remark																																																																																																									
Freq	Level	Line	Margin	Level	Factor	Loss	Factor																																																																																																									
MHz	dBuV/m	dBuV/m	dBuV	dB/m	dB	dB	cm	deg																																																																																																								
1	5745.00	98.32	-----	-----	87.98	34.94	8.75	33.35	300	274	AVERAGE																																																																																																					



Mode	1																																																																																																	
	Harmonic																																																																																																	
	U-NII-3_5.725-5.85_802.11a_CH149_5745MHZ																																																																																																	
ANT	1																																																																																																	
Pol.	Horizontal	Vertical																																																																																																
Peak Avg	<p>Site : 03CH03-SZ Condition: PART 15.407 3m ANT3117_0057 HORIZONTAL Mode : 19 Setting : 6W Power setting 19 Plane : Z with accessories : 352000530016413/352000530016421</p> <table border="1"> <thead> <tr> <th>Limit</th> <th>Read</th> <th>Ant</th> <th>Cable</th> <th>Preamp</th> <th>APos</th> <th>TPos</th> <th>Remark</th> </tr> <tr> <th>Freq</th> <th>Level</th> <th>Line</th> <th>Margin</th> <th>Level</th> <th>Factor</th> <th>Loss</th> <th>Factor</th> </tr> <tr> <th>MHz</th> <th>dBuV/m</th> <th>dBuV/m</th> <th>dB</th> <th>dBuV</th> <th>dB/m</th> <th>dB</th> <th>dB</th> </tr> </thead> <tbody> <tr> <td>1</td> <td>11490.00</td> <td>47.26</td> <td>74.00</td> <td>-26.74</td> <td>50.11</td> <td>39.40</td> <td>11.45</td> <td>53.70</td> <td>---</td> <td>---</td> <td>Peak</td> </tr> <tr> <td>2</td> <td>17235.00</td> <td>50.42</td> <td>68.30</td> <td>-17.88</td> <td>47.27</td> <td>42.35</td> <td>13.17</td> <td>52.37</td> <td>---</td> <td>---</td> <td>Peak</td> </tr> </tbody> </table>	Limit	Read	Ant	Cable	Preamp	APos	TPos	Remark	Freq	Level	Line	Margin	Level	Factor	Loss	Factor	MHz	dBuV/m	dBuV/m	dB	dBuV	dB/m	dB	dB	1	11490.00	47.26	74.00	-26.74	50.11	39.40	11.45	53.70	---	---	Peak	2	17235.00	50.42	68.30	-17.88	47.27	42.35	13.17	52.37	---	---	Peak	<p>Site : 03CH03-SZ Condition: PART 15.407 3m ANT3117_0057 VERTICAL Mode : 19 Setting : 6W Power setting 19 Plane : Z with accessories : 352000530016413/352000530016421</p> <table border="1"> <thead> <tr> <th>Limit</th> <th>Read</th> <th>Ant</th> <th>Cable</th> <th>Preamp</th> <th>APos</th> <th>TPos</th> <th>Remark</th> </tr> <tr> <th>Freq</th> <th>Level</th> <th>Line</th> <th>Margin</th> <th>Level</th> <th>Factor</th> <th>Loss</th> <th>Factor</th> </tr> <tr> <th>MHz</th> <th>dBuV/m</th> <th>dBuV/m</th> <th>dB</th> <th>dBuV</th> <th>dB/m</th> <th>dB</th> <th>dB</th> </tr> </thead> <tbody> <tr> <td>1</td> <td>11490.00</td> <td>48.19</td> <td>74.00</td> <td>-25.81</td> <td>51.04</td> <td>39.40</td> <td>11.45</td> <td>53.70</td> <td>---</td> <td>---</td> <td>Peak</td> </tr> <tr> <td>2</td> <td>17235.00</td> <td>50.56</td> <td>68.30</td> <td>-17.74</td> <td>47.41</td> <td>42.35</td> <td>13.17</td> <td>52.37</td> <td>---</td> <td>---</td> <td>Peak</td> </tr> </tbody> </table>	Limit	Read	Ant	Cable	Preamp	APos	TPos	Remark	Freq	Level	Line	Margin	Level	Factor	Loss	Factor	MHz	dBuV/m	dBuV/m	dB	dBuV	dB/m	dB	dB	1	11490.00	48.19	74.00	-25.81	51.04	39.40	11.45	53.70	---	---	Peak	2	17235.00	50.56	68.30	-17.74	47.41	42.35	13.17	52.37	---	---	Peak
	Limit	Read	Ant	Cable	Preamp	APos	TPos	Remark																																																																																										
Freq	Level	Line	Margin	Level	Factor	Loss	Factor																																																																																											
MHz	dBuV/m	dBuV/m	dB	dBuV	dB/m	dB	dB																																																																																											
1	11490.00	47.26	74.00	-26.74	50.11	39.40	11.45	53.70	---	---	Peak																																																																																							
2	17235.00	50.42	68.30	-17.88	47.27	42.35	13.17	52.37	---	---	Peak																																																																																							
Limit	Read	Ant	Cable	Preamp	APos	TPos	Remark																																																																																											
Freq	Level	Line	Margin	Level	Factor	Loss	Factor																																																																																											
MHz	dBuV/m	dBuV/m	dB	dBuV	dB/m	dB	dB																																																																																											
1	11490.00	48.19	74.00	-25.81	51.04	39.40	11.45	53.70	---	---	Peak																																																																																							
2	17235.00	50.56	68.30	-17.74	47.41	42.35	13.17	52.37	---	---	Peak																																																																																							

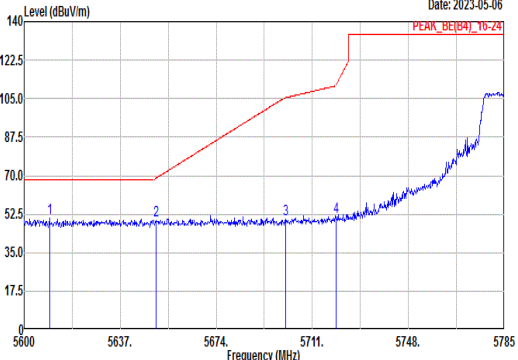
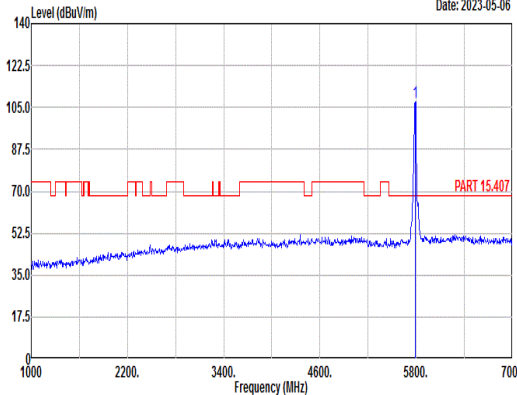
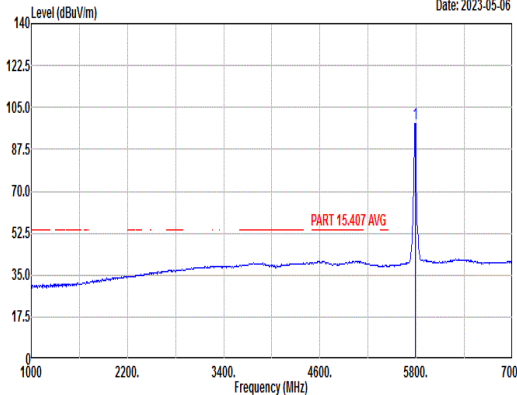


Mode	2																																																																																																													
	Band Edge - L																																																																																																													
	U-NII-3_5.725-5.85_802.11a_CH157_5785MHz																																																																																																													
ANT	1																																																																																																													
Pol.	Horizontal	Fundamental																																																																																																												
Peak	 <p>Date: 2023-05-06 PEAK_BE(B4)_16-24</p> <p>Site : 03CH03-SZ Condition: PEAK_BE(B4)_16-24 3m ANT3117_0057 HORIZONTAL Mode : 20 Setting : 6M Power setting 19 Plane : Z with accessories : 352000530016413/352000530016421</p> <table border="1"> <thead> <tr> <th>Peak</th> <th>Freq</th> <th>Level</th> <th>Limit</th> <th>Margin</th> <th>Read</th> <th>Ant</th> <th>Cable</th> <th>Preamp</th> <th>APos</th> <th>TPos</th> <th>Remark</th> </tr> <tr> <th></th> <th>MHz</th> <th>dBuV/m</th> <th>dBuV/m</th> <th></th> <th>dBuV</th> <th>dB/m</th> <th>dB</th> <th>dB</th> <th>cm</th> <th>deg</th> <th></th> </tr> </thead> <tbody> <tr> <td>1</td> <td>5609.07</td> <td>49.79</td> <td>68.30</td> <td>-17.51</td> <td>41.28</td> <td>34.64</td> <td>8.25</td> <td>33.38</td> <td>100</td> <td>294</td> <td>PEAK</td> </tr> <tr> <td>2</td> <td>5651.80</td> <td>49.49</td> <td>69.63</td> <td>-20.14</td> <td>39.73</td> <td>34.73</td> <td>8.40</td> <td>33.37</td> <td>100</td> <td>294</td> <td>PEAK</td> </tr> <tr> <td>3</td> <td>5700.64</td> <td>50.28</td> <td>105.38</td> <td>-55.10</td> <td>40.22</td> <td>34.84</td> <td>8.58</td> <td>33.36</td> <td>100</td> <td>294</td> <td>PEAK</td> </tr> <tr> <td>4</td> <td>5728.07</td> <td>49.23</td> <td>110.95</td> <td>-61.72</td> <td>39.05</td> <td>34.88</td> <td>8.66</td> <td>33.36</td> <td>100</td> <td>294</td> <td>PEAK</td> </tr> </tbody> </table>	Peak	Freq	Level	Limit	Margin	Read	Ant	Cable	Preamp	APos	TPos	Remark		MHz	dBuV/m	dBuV/m		dBuV	dB/m	dB	dB	cm	deg		1	5609.07	49.79	68.30	-17.51	41.28	34.64	8.25	33.38	100	294	PEAK	2	5651.80	49.49	69.63	-20.14	39.73	34.73	8.40	33.37	100	294	PEAK	3	5700.64	50.28	105.38	-55.10	40.22	34.84	8.58	33.36	100	294	PEAK	4	5728.07	49.23	110.95	-61.72	39.05	34.88	8.66	33.36	100	294	PEAK	 <p>Date: 2023-05-06 PART 15.407</p> <p>Site : 03CH03-SZ Condition: PART 15.407 3m ANT3117_0057 HORIZONTAL Mode : 20 Setting : 6M Power setting 19 Plane : Z with accessories : 352000530016413/352000530016421</p> <table border="1"> <thead> <tr> <th>Peak</th> <th>Freq</th> <th>Level</th> <th>Limit</th> <th>Margin</th> <th>Read</th> <th>Ant</th> <th>Cable</th> <th>Preamp</th> <th>APos</th> <th>TPos</th> <th>Remark</th> </tr> <tr> <th></th> <th>MHz</th> <th>dBuV/m</th> <th>dBuV/m</th> <th></th> <th>dBuV</th> <th>dB/m</th> <th>dB</th> <th>dB</th> <th>cm</th> <th>deg</th> <th></th> </tr> </thead> <tbody> <tr> <td>1</td> <td>5785.00</td> <td>107.85</td> <td>107.85</td> <td>0.00</td> <td>97.29</td> <td>35.02</td> <td>8.88</td> <td>33.34</td> <td>100</td> <td>294</td> <td>PEAK</td> </tr> </tbody> </table>	Peak	Freq	Level	Limit	Margin	Read	Ant	Cable	Preamp	APos	TPos	Remark		MHz	dBuV/m	dBuV/m		dBuV	dB/m	dB	dB	cm	deg		1	5785.00	107.85	107.85	0.00	97.29	35.02	8.88	33.34	100	294	PEAK
Peak	Freq	Level	Limit	Margin	Read	Ant	Cable	Preamp	APos	TPos	Remark																																																																																																			
	MHz	dBuV/m	dBuV/m		dBuV	dB/m	dB	dB	cm	deg																																																																																																				
1	5609.07	49.79	68.30	-17.51	41.28	34.64	8.25	33.38	100	294	PEAK																																																																																																			
2	5651.80	49.49	69.63	-20.14	39.73	34.73	8.40	33.37	100	294	PEAK																																																																																																			
3	5700.64	50.28	105.38	-55.10	40.22	34.84	8.58	33.36	100	294	PEAK																																																																																																			
4	5728.07	49.23	110.95	-61.72	39.05	34.88	8.66	33.36	100	294	PEAK																																																																																																			
Peak	Freq	Level	Limit	Margin	Read	Ant	Cable	Preamp	APos	TPos	Remark																																																																																																			
	MHz	dBuV/m	dBuV/m		dBuV	dB/m	dB	dB	cm	deg																																																																																																				
1	5785.00	107.85	107.85	0.00	97.29	35.02	8.88	33.34	100	294	PEAK																																																																																																			
Avg	Blank	 <p>Date: 2023-05-06 PART 15.407 AVG</p> <p>Site : 03CH03-SZ Condition: PART 15.407 AVG 3m ANT3117_0057 HORIZONTAL Mode : 20 Setting : 6M Power setting 19 Plane : Z with accessories : 352000530016413/352000530016421</p> <table border="1"> <thead> <tr> <th>Peak</th> <th>Freq</th> <th>Level</th> <th>Limit</th> <th>Margin</th> <th>Read</th> <th>Ant</th> <th>Cable</th> <th>Preamp</th> <th>APos</th> <th>TPos</th> <th>Remark</th> </tr> <tr> <th></th> <th>MHz</th> <th>dBuV/m</th> <th>dBuV/m</th> <th></th> <th>dBuV</th> <th>dB/m</th> <th>dB</th> <th>dB</th> <th>cm</th> <th>deg</th> <th></th> </tr> </thead> <tbody> <tr> <td>1</td> <td>5785.00</td> <td>99.35</td> <td>107.85</td> <td>-8.50</td> <td>88.75</td> <td>35.03</td> <td>8.91</td> <td>33.34</td> <td>100</td> <td>294</td> <td>AVERAGE</td> </tr> </tbody> </table>	Peak	Freq	Level	Limit	Margin	Read	Ant	Cable	Preamp	APos	TPos	Remark		MHz	dBuV/m	dBuV/m		dBuV	dB/m	dB	dB	cm	deg		1	5785.00	99.35	107.85	-8.50	88.75	35.03	8.91	33.34	100	294	AVERAGE																																																																								
Peak	Freq	Level	Limit	Margin	Read	Ant	Cable	Preamp	APos	TPos	Remark																																																																																																			
	MHz	dBuV/m	dBuV/m		dBuV	dB/m	dB	dB	cm	deg																																																																																																				
1	5785.00	99.35	107.85	-8.50	88.75	35.03	8.91	33.34	100	294	AVERAGE																																																																																																			



Mode	2																																																																									
	Band Edge - R																																																																									
	U-NII-3_5.725-5.85_802.11a_CH157_5785MHz																																																																									
ANT	1																																																																									
Pol.	Horizontal	Fundamental																																																																								
Peak	<p>Site : 03CH03-SZ Condition: PEAK_BE(B4)_16-24 3m ANT3117_0057 HORIZONTAL Mode : 20 Setting : 6W Power setting 19 Plane : Z with accessories : 352000530016413/352000530016421</p> <table border="1"> <thead> <tr> <th>Limit</th> <th>Read</th> <th>Ant</th> <th>Cable</th> <th>Preamp</th> <th>APos</th> <th>TPos</th> <th>Remark</th> </tr> <tr> <th>Freq</th> <th>Level</th> <th>Line</th> <th>Margin</th> <th>Level</th> <th>Factor</th> <th>Loss</th> <th>Factor</th> </tr> <tr> <th>MHz</th> <th>dBuV/m</th> <th>dBuV/m</th> <th></th> <th>dBuV</th> <th>dB/m</th> <th>dB</th> <th>dB</th> </tr> </thead> <tbody> <tr> <td>1</td> <td>5854.80</td> <td>51.71</td> <td>111.27</td> <td>-59.56</td> <td>40.99</td> <td>35.18</td> <td>8.87</td> <td>33.33</td> <td>100</td> <td>294</td> <td>PEAK</td> </tr> <tr> <td>2</td> <td>5874.93</td> <td>51.74</td> <td>105.22</td> <td>-53.48</td> <td>41.00</td> <td>35.22</td> <td>8.85</td> <td>33.33</td> <td>100</td> <td>294</td> <td>PEAK</td> </tr> <tr> <td>3</td> <td>5924.43</td> <td>50.76</td> <td>68.62</td> <td>-17.86</td> <td>39.96</td> <td>35.33</td> <td>8.79</td> <td>33.32</td> <td>100</td> <td>294</td> <td>PEAK</td> </tr> <tr> <td>4</td> <td>5933.83</td> <td>52.72</td> <td>68.30</td> <td>-15.58</td> <td>41.91</td> <td>35.35</td> <td>8.78</td> <td>33.32</td> <td>100</td> <td>294</td> <td>PEAK</td> </tr> </tbody> </table>	Limit	Read	Ant	Cable	Preamp	APos	TPos	Remark	Freq	Level	Line	Margin	Level	Factor	Loss	Factor	MHz	dBuV/m	dBuV/m		dBuV	dB/m	dB	dB	1	5854.80	51.71	111.27	-59.56	40.99	35.18	8.87	33.33	100	294	PEAK	2	5874.93	51.74	105.22	-53.48	41.00	35.22	8.85	33.33	100	294	PEAK	3	5924.43	50.76	68.62	-17.86	39.96	35.33	8.79	33.32	100	294	PEAK	4	5933.83	52.72	68.30	-15.58	41.91	35.35	8.78	33.32	100	294	PEAK	Blank
Limit	Read	Ant	Cable	Preamp	APos	TPos	Remark																																																																			
Freq	Level	Line	Margin	Level	Factor	Loss	Factor																																																																			
MHz	dBuV/m	dBuV/m		dBuV	dB/m	dB	dB																																																																			
1	5854.80	51.71	111.27	-59.56	40.99	35.18	8.87	33.33	100	294	PEAK																																																															
2	5874.93	51.74	105.22	-53.48	41.00	35.22	8.85	33.33	100	294	PEAK																																																															
3	5924.43	50.76	68.62	-17.86	39.96	35.33	8.79	33.32	100	294	PEAK																																																															
4	5933.83	52.72	68.30	-15.58	41.91	35.35	8.78	33.32	100	294	PEAK																																																															



Mode	2																																																																																																													
	Band Edge - L																																																																																																													
	U-NII-3_5.725-5.85_802.11a_CH157_5785MHz																																																																																																													
ANT	1																																																																																																													
Pol.	Vertical	Fundamental																																																																																																												
Peak	 <p>Date: 2023-05-06 PEAK_BE(B4)_16-24</p> <p>Site : 03CH03-SZ Condition: PEAK_BE(B4)_16-24 3m ANT3117_0057 VERTICAL Mode : 20 Setting : 6M Power setting 19 Plane : Z with accessories : 352000530016413/352000530016421</p> <table border="1"> <thead> <tr> <th>Peak</th> <th>Freq</th> <th>Level</th> <th>Limit</th> <th>Margin</th> <th>Read</th> <th>Ant</th> <th>Cable</th> <th>Preamp</th> <th>APos</th> <th>TPos</th> <th>Remark</th> </tr> <tr> <th></th> <th>MHz</th> <th>dBuV/m</th> <th>dBuV/m</th> <th></th> <th>dBuV</th> <th>dB/m</th> <th>dB</th> <th>dB</th> <th>cm</th> <th>deg</th> <th></th> </tr> </thead> <tbody> <tr> <td>1</td> <td>5609.81</td> <td>50.56</td> <td>68.30</td> <td>-17.74</td> <td>41.05</td> <td>34.64</td> <td>8.25</td> <td>33.38</td> <td>300</td> <td>274</td> <td>PEAK</td> </tr> <tr> <td>2</td> <td>5650.69</td> <td>49.85</td> <td>68.81</td> <td>-18.96</td> <td>40.09</td> <td>34.73</td> <td>8.40</td> <td>33.37</td> <td>300</td> <td>274</td> <td>PEAK</td> </tr> <tr> <td>3</td> <td>5700.64</td> <td>50.06</td> <td>105.38</td> <td>-55.32</td> <td>40.00</td> <td>34.84</td> <td>8.58</td> <td>33.36</td> <td>300</td> <td>274</td> <td>PEAK</td> </tr> <tr> <td>4</td> <td>5728.07</td> <td>51.28</td> <td>110.95</td> <td>-59.67</td> <td>41.10</td> <td>34.88</td> <td>8.66</td> <td>33.36</td> <td>300</td> <td>274</td> <td>PEAK</td> </tr> </tbody> </table>	Peak	Freq	Level	Limit	Margin	Read	Ant	Cable	Preamp	APos	TPos	Remark		MHz	dBuV/m	dBuV/m		dBuV	dB/m	dB	dB	cm	deg		1	5609.81	50.56	68.30	-17.74	41.05	34.64	8.25	33.38	300	274	PEAK	2	5650.69	49.85	68.81	-18.96	40.09	34.73	8.40	33.37	300	274	PEAK	3	5700.64	50.06	105.38	-55.32	40.00	34.84	8.58	33.36	300	274	PEAK	4	5728.07	51.28	110.95	-59.67	41.10	34.88	8.66	33.36	300	274	PEAK	 <p>Date: 2023-05-06 PART 15.407</p> <p>Site : 03CH03-SZ Condition: PART 15.407 3m ANT3117_0057 VERTICAL Mode : 20 Setting : 6M Power setting 19 Plane : Z with accessories : 352000530016413/352000530016421</p> <table border="1"> <thead> <tr> <th>Peak</th> <th>Freq</th> <th>Level</th> <th>Limit</th> <th>Margin</th> <th>Read</th> <th>Ant</th> <th>Cable</th> <th>Preamp</th> <th>APos</th> <th>TPos</th> <th>Remark</th> </tr> <tr> <th></th> <th>MHz</th> <th>dBuV/m</th> <th>dBuV/m</th> <th></th> <th>dBuV</th> <th>dB/m</th> <th>dB</th> <th>dB</th> <th>cm</th> <th>deg</th> <th></th> </tr> </thead> <tbody> <tr> <td>1</td> <td>5785.00</td> <td>107.14</td> <td>107.14</td> <td>0.00</td> <td>96.50</td> <td>35.05</td> <td>8.93</td> <td>33.34</td> <td>300</td> <td>274</td> <td>PEAK</td> </tr> </tbody> </table>	Peak	Freq	Level	Limit	Margin	Read	Ant	Cable	Preamp	APos	TPos	Remark		MHz	dBuV/m	dBuV/m		dBuV	dB/m	dB	dB	cm	deg		1	5785.00	107.14	107.14	0.00	96.50	35.05	8.93	33.34	300	274	PEAK
Peak	Freq	Level	Limit	Margin	Read	Ant	Cable	Preamp	APos	TPos	Remark																																																																																																			
	MHz	dBuV/m	dBuV/m		dBuV	dB/m	dB	dB	cm	deg																																																																																																				
1	5609.81	50.56	68.30	-17.74	41.05	34.64	8.25	33.38	300	274	PEAK																																																																																																			
2	5650.69	49.85	68.81	-18.96	40.09	34.73	8.40	33.37	300	274	PEAK																																																																																																			
3	5700.64	50.06	105.38	-55.32	40.00	34.84	8.58	33.36	300	274	PEAK																																																																																																			
4	5728.07	51.28	110.95	-59.67	41.10	34.88	8.66	33.36	300	274	PEAK																																																																																																			
Peak	Freq	Level	Limit	Margin	Read	Ant	Cable	Preamp	APos	TPos	Remark																																																																																																			
	MHz	dBuV/m	dBuV/m		dBuV	dB/m	dB	dB	cm	deg																																																																																																				
1	5785.00	107.14	107.14	0.00	96.50	35.05	8.93	33.34	300	274	PEAK																																																																																																			
Avg	Blank	 <p>Date: 2023-05-06 PART 15.407 AVG</p> <p>Site : 03CH03-SZ Condition: PART 15.407 AVG 3m ANT3117_0057 VERTICAL Mode : 20 Setting : 6M Power setting 19 Plane : Z with accessories : 352000530016413/352000530016421</p> <table border="1"> <thead> <tr> <th>Peak</th> <th>Freq</th> <th>Level</th> <th>Limit</th> <th>Margin</th> <th>Read</th> <th>Ant</th> <th>Cable</th> <th>Preamp</th> <th>APos</th> <th>TPos</th> <th>Remark</th> </tr> <tr> <th></th> <th>MHz</th> <th>dBuV/m</th> <th>dBuV/m</th> <th></th> <th>dBuV</th> <th>dB/m</th> <th>dB</th> <th>dB</th> <th>cm</th> <th>deg</th> <th></th> </tr> </thead> <tbody> <tr> <td>1</td> <td>5785.00</td> <td>98.45</td> <td>107.14</td> <td>-8.69</td> <td>87.89</td> <td>35.02</td> <td>8.88</td> <td>33.34</td> <td>300</td> <td>274</td> <td>AVERAGE</td> </tr> </tbody> </table>	Peak	Freq	Level	Limit	Margin	Read	Ant	Cable	Preamp	APos	TPos	Remark		MHz	dBuV/m	dBuV/m		dBuV	dB/m	dB	dB	cm	deg		1	5785.00	98.45	107.14	-8.69	87.89	35.02	8.88	33.34	300	274	AVERAGE																																																																								
Peak	Freq	Level	Limit	Margin	Read	Ant	Cable	Preamp	APos	TPos	Remark																																																																																																			
	MHz	dBuV/m	dBuV/m		dBuV	dB/m	dB	dB	cm	deg																																																																																																				
1	5785.00	98.45	107.14	-8.69	87.89	35.02	8.88	33.34	300	274	AVERAGE																																																																																																			

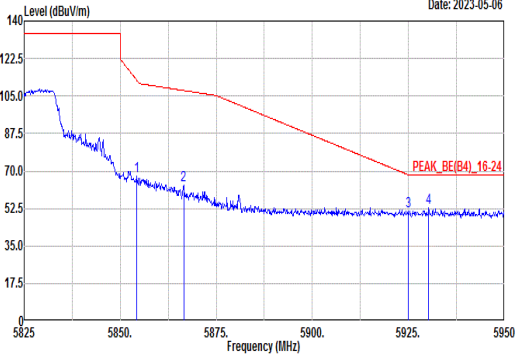
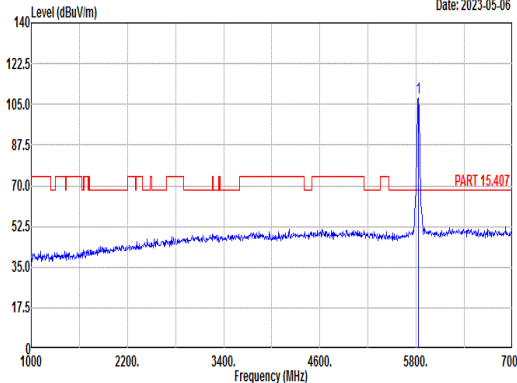
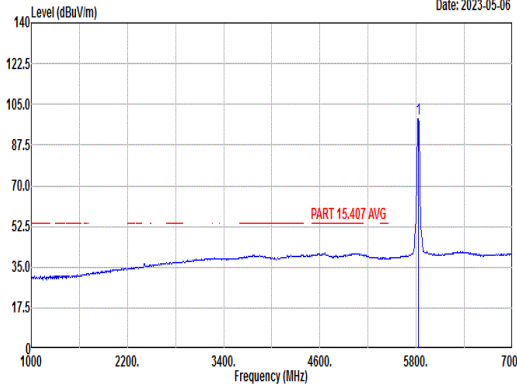


Mode	2																																																																									
	Band Edge - R																																																																									
	U-NII-3_5.725-5.85_802.11a_CH157_5785MHz																																																																									
ANT	1																																																																									
Pol.	Vertical	Fundamental																																																																								
Peak	<p>Date: 2023-05-06</p> <p>Site : 03CH03-SZ Condition: PEAK_BE(B4)_16-24 3m ANT3117_0057 VERTICAL Mode : 20 Setting : 0M Power setting 19 Plane : Z with accessories : 352000530016413/352000530016421</p> <table border="1"> <thead> <tr> <th>Limit</th> <th>Read</th> <th>Ant</th> <th>Cable</th> <th>Preamp</th> <th>APos</th> <th>TPos</th> <th>Remark</th> </tr> <tr> <th>Freq</th> <th>Level</th> <th>Line</th> <th>Margin</th> <th>Level</th> <th>Factor</th> <th>Loss</th> <th>Factor</th> </tr> <tr> <th>MHz</th> <th>dBuV/m</th> <th>dBuV/m</th> <th></th> <th>dBuV</th> <th>dB/m</th> <th>dB</th> <th>dB</th> </tr> </thead> <tbody> <tr> <td>1</td> <td>5854.63</td> <td>51.41</td> <td>111.64</td> <td>-60.23</td> <td>40.69</td> <td>35.18</td> <td>8.87</td> <td>33.33</td> <td>300</td> <td>274</td> <td>PEAK</td> </tr> <tr> <td>2</td> <td>5868.33</td> <td>52.27</td> <td>107.07</td> <td>-54.80</td> <td>41.53</td> <td>35.21</td> <td>8.86</td> <td>33.33</td> <td>300</td> <td>274</td> <td>PEAK</td> </tr> <tr> <td>3</td> <td>5924.92</td> <td>50.96</td> <td>68.26</td> <td>-17.30</td> <td>40.16</td> <td>35.33</td> <td>8.79</td> <td>33.32</td> <td>300</td> <td>274</td> <td>PEAK</td> </tr> <tr> <td>4</td> <td>5949.34</td> <td>51.31</td> <td>68.30</td> <td>-16.99</td> <td>40.47</td> <td>35.39</td> <td>8.76</td> <td>33.31</td> <td>300</td> <td>274</td> <td>PEAK</td> </tr> </tbody> </table>	Limit	Read	Ant	Cable	Preamp	APos	TPos	Remark	Freq	Level	Line	Margin	Level	Factor	Loss	Factor	MHz	dBuV/m	dBuV/m		dBuV	dB/m	dB	dB	1	5854.63	51.41	111.64	-60.23	40.69	35.18	8.87	33.33	300	274	PEAK	2	5868.33	52.27	107.07	-54.80	41.53	35.21	8.86	33.33	300	274	PEAK	3	5924.92	50.96	68.26	-17.30	40.16	35.33	8.79	33.32	300	274	PEAK	4	5949.34	51.31	68.30	-16.99	40.47	35.39	8.76	33.31	300	274	PEAK	Blank
Limit	Read	Ant	Cable	Preamp	APos	TPos	Remark																																																																			
Freq	Level	Line	Margin	Level	Factor	Loss	Factor																																																																			
MHz	dBuV/m	dBuV/m		dBuV	dB/m	dB	dB																																																																			
1	5854.63	51.41	111.64	-60.23	40.69	35.18	8.87	33.33	300	274	PEAK																																																															
2	5868.33	52.27	107.07	-54.80	41.53	35.21	8.86	33.33	300	274	PEAK																																																															
3	5924.92	50.96	68.26	-17.30	40.16	35.33	8.79	33.32	300	274	PEAK																																																															
4	5949.34	51.31	68.30	-16.99	40.47	35.39	8.76	33.31	300	274	PEAK																																																															

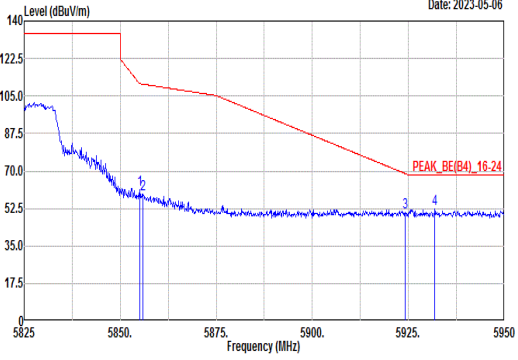
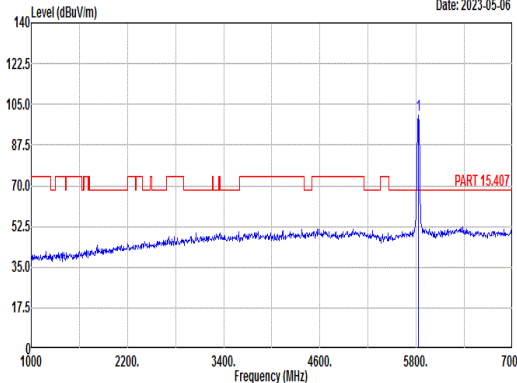
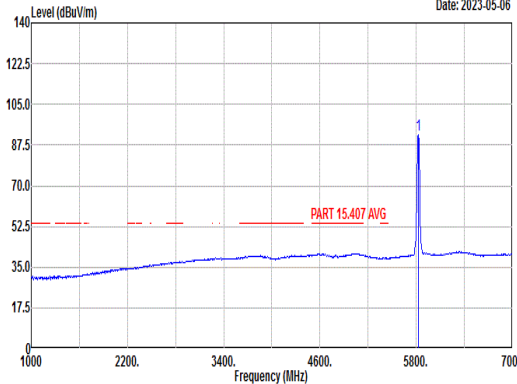


Mode	2																																																																																											
	Harmonic																																																																																											
	U-NII-3_5.725-5.85_802.11a_CH157_5785MHz																																																																																											
ANT	1																																																																																											
Pol.	Horizontal	Vertical																																																																																										
Peak Avg	<p>Site : 03CH03-SZ Condition: PART 15.407 3m ANT3117_0057 HORIZONTAL Mode : 20 Setting : 6W Power setting 19 Plane : Z with accessories : 352000530016413/352000530016421</p> <table border="1"> <thead> <tr> <th></th> <th>Limit</th> <th>Read</th> <th>Ant</th> <th>Cable Preamp</th> <th>APos</th> <th>TPos</th> <th></th> </tr> <tr> <th>Freq</th> <th>Level</th> <th>Line Margin</th> <th>Level Factor</th> <th>Loss Factor</th> <th></th> <th></th> <th>Remark</th> </tr> <tr> <th>MHz</th> <th>dBuV/m</th> <th>dBuV/m</th> <th>dB</th> <th>dBuV</th> <th>dB/m</th> <th>dB</th> <th>cm</th> <th>deg</th> </tr> </thead> <tbody> <tr> <td>1</td> <td>11570.00</td> <td>47.37</td> <td>74.00</td> <td>-26.63</td> <td>50.04</td> <td>39.50</td> <td>11.49</td> <td>53.66</td> <td>--- Peak</td> </tr> <tr> <td>2</td> <td>17355.00</td> <td>50.45</td> <td>68.30</td> <td>-17.85</td> <td>47.37</td> <td>42.33</td> <td>13.20</td> <td>52.45</td> <td>--- Peak</td> </tr> </tbody> </table>		Limit	Read	Ant	Cable Preamp	APos	TPos		Freq	Level	Line Margin	Level Factor	Loss Factor			Remark	MHz	dBuV/m	dBuV/m	dB	dBuV	dB/m	dB	cm	deg	1	11570.00	47.37	74.00	-26.63	50.04	39.50	11.49	53.66	--- Peak	2	17355.00	50.45	68.30	-17.85	47.37	42.33	13.20	52.45	--- Peak	<p>Site : 03CH03-SZ Condition: PART 15.407 3m ANT3117_0057 VERTICAL Mode : 20 Setting : 6W Power setting 19 Plane : Z with accessories : 352000530016413/352000530016421</p> <table border="1"> <thead> <tr> <th></th> <th>Limit</th> <th>Read</th> <th>Ant</th> <th>Cable Preamp</th> <th>APos</th> <th>TPos</th> <th></th> </tr> <tr> <th>Freq</th> <th>Level</th> <th>Line Margin</th> <th>Level Factor</th> <th>Loss Factor</th> <th></th> <th></th> <th>Remark</th> </tr> <tr> <th>MHz</th> <th>dBuV/m</th> <th>dBuV/m</th> <th>dB</th> <th>dBuV</th> <th>dB/m</th> <th>dB</th> <th>cm</th> <th>deg</th> </tr> </thead> <tbody> <tr> <td>1</td> <td>11570.00</td> <td>47.90</td> <td>74.00</td> <td>-26.10</td> <td>50.57</td> <td>39.50</td> <td>11.49</td> <td>53.66</td> <td>--- Peak</td> </tr> <tr> <td>2</td> <td>17355.00</td> <td>49.94</td> <td>68.30</td> <td>-18.36</td> <td>46.86</td> <td>42.33</td> <td>13.20</td> <td>52.45</td> <td>--- Peak</td> </tr> </tbody> </table>		Limit	Read	Ant	Cable Preamp	APos	TPos		Freq	Level	Line Margin	Level Factor	Loss Factor			Remark	MHz	dBuV/m	dBuV/m	dB	dBuV	dB/m	dB	cm	deg	1	11570.00	47.90	74.00	-26.10	50.57	39.50	11.49	53.66	--- Peak	2	17355.00	49.94	68.30	-18.36	46.86	42.33	13.20	52.45	--- Peak
		Limit	Read	Ant	Cable Preamp	APos	TPos																																																																																					
Freq	Level	Line Margin	Level Factor	Loss Factor			Remark																																																																																					
MHz	dBuV/m	dBuV/m	dB	dBuV	dB/m	dB	cm	deg																																																																																				
1	11570.00	47.37	74.00	-26.63	50.04	39.50	11.49	53.66	--- Peak																																																																																			
2	17355.00	50.45	68.30	-17.85	47.37	42.33	13.20	52.45	--- Peak																																																																																			
	Limit	Read	Ant	Cable Preamp	APos	TPos																																																																																						
Freq	Level	Line Margin	Level Factor	Loss Factor			Remark																																																																																					
MHz	dBuV/m	dBuV/m	dB	dBuV	dB/m	dB	cm	deg																																																																																				
1	11570.00	47.90	74.00	-26.10	50.57	39.50	11.49	53.66	--- Peak																																																																																			
2	17355.00	49.94	68.30	-18.36	46.86	42.33	13.20	52.45	--- Peak																																																																																			



Mode	3																																																																																																													
	Band Edge																																																																																																													
	U-NII-3_5.725-5.85_802.11a_CH165_5825MHz																																																																																																													
ANT	1																																																																																																													
Pol.	Horizontal	Fundamental																																																																																																												
Peak	 <p>Site : 03CH03-SZ Condition: PEAK_BE(B4)_16-24 3m ANT3117_0057 HORIZONTAL : RBW:1000.000kHz VBW:3000.000kHz Mode : 21 Setting : 0M Power setting 19 Plane : Z with accessories : 352000530016413/352000530016421</p> <table border="1"> <thead> <tr> <th>Peak</th> <th>Freq</th> <th>Level</th> <th>Margin</th> <th>Line</th> <th>Read</th> <th>Ant</th> <th>Cable</th> <th>Preamp</th> <th>APos</th> <th>TPos</th> <th>Remark</th> </tr> <tr> <th></th> <th>MHz</th> <th>dBuV/m</th> <th>dB</th> <th>(dB)</th> <th>dBuV</th> <th>dB/m</th> <th>dB</th> <th>dB</th> <th>cm</th> <th>deg</th> <th></th> </tr> </thead> <tbody> <tr> <td>1</td> <td>5854.38</td> <td>67.68</td> <td>112.22</td> <td>-44.54</td> <td>56.96</td> <td>35.18</td> <td>8.87</td> <td>33.33</td> <td>168</td> <td>360</td> <td>PEAK</td> </tr> <tr> <td>2</td> <td>5866.50</td> <td>63.38</td> <td>107.58</td> <td>-44.20</td> <td>52.64</td> <td>35.21</td> <td>8.86</td> <td>33.33</td> <td>168</td> <td>360</td> <td>PEAK</td> </tr> <tr> <td>3</td> <td>5924.88</td> <td>51.23</td> <td>68.29</td> <td>-17.06</td> <td>40.43</td> <td>35.33</td> <td>8.79</td> <td>33.32</td> <td>168</td> <td>360</td> <td>PEAK</td> </tr> <tr> <td>4</td> <td>5930.25</td> <td>52.74</td> <td>68.30</td> <td>-15.56</td> <td>41.93</td> <td>35.35</td> <td>8.78</td> <td>33.32</td> <td>168</td> <td>360</td> <td>PEAK</td> </tr> </tbody> </table>	Peak	Freq	Level	Margin	Line	Read	Ant	Cable	Preamp	APos	TPos	Remark		MHz	dBuV/m	dB	(dB)	dBuV	dB/m	dB	dB	cm	deg		1	5854.38	67.68	112.22	-44.54	56.96	35.18	8.87	33.33	168	360	PEAK	2	5866.50	63.38	107.58	-44.20	52.64	35.21	8.86	33.33	168	360	PEAK	3	5924.88	51.23	68.29	-17.06	40.43	35.33	8.79	33.32	168	360	PEAK	4	5930.25	52.74	68.30	-15.56	41.93	35.35	8.78	33.32	168	360	PEAK	 <p>Site : Condition: PART 15.407 3m ANT3117_0057 HORIZONTAL : RBW:1000.000kHz VBW:3000.000kHz Mode : 21 Setting : 0M Power setting 19 Plane : Z with accessories : 352000530016413/352000530016421</p> <table border="1"> <thead> <tr> <th>Peak</th> <th>Freq</th> <th>Level</th> <th>Margin</th> <th>Line</th> <th>Read</th> <th>Ant</th> <th>Cable</th> <th>Preamp</th> <th>APos</th> <th>TPos</th> <th>Remark</th> </tr> <tr> <th></th> <th>MHz</th> <th>dBuV/m</th> <th>dB</th> <th>(dB)</th> <th>dBuV</th> <th>dB/m</th> <th>dB</th> <th>dB</th> <th>cm</th> <th>deg</th> <th></th> </tr> </thead> <tbody> <tr> <td>1</td> <td>5825.00</td> <td>107.68</td> <td>-----</td> <td>-----</td> <td>97.00</td> <td>35.11</td> <td>8.91</td> <td>33.34</td> <td>168</td> <td>360</td> <td>PEAK</td> </tr> </tbody> </table>	Peak	Freq	Level	Margin	Line	Read	Ant	Cable	Preamp	APos	TPos	Remark		MHz	dBuV/m	dB	(dB)	dBuV	dB/m	dB	dB	cm	deg		1	5825.00	107.68	-----	-----	97.00	35.11	8.91	33.34	168	360	PEAK
Peak	Freq	Level	Margin	Line	Read	Ant	Cable	Preamp	APos	TPos	Remark																																																																																																			
	MHz	dBuV/m	dB	(dB)	dBuV	dB/m	dB	dB	cm	deg																																																																																																				
1	5854.38	67.68	112.22	-44.54	56.96	35.18	8.87	33.33	168	360	PEAK																																																																																																			
2	5866.50	63.38	107.58	-44.20	52.64	35.21	8.86	33.33	168	360	PEAK																																																																																																			
3	5924.88	51.23	68.29	-17.06	40.43	35.33	8.79	33.32	168	360	PEAK																																																																																																			
4	5930.25	52.74	68.30	-15.56	41.93	35.35	8.78	33.32	168	360	PEAK																																																																																																			
Peak	Freq	Level	Margin	Line	Read	Ant	Cable	Preamp	APos	TPos	Remark																																																																																																			
	MHz	dBuV/m	dB	(dB)	dBuV	dB/m	dB	dB	cm	deg																																																																																																				
1	5825.00	107.68	-----	-----	97.00	35.11	8.91	33.34	168	360	PEAK																																																																																																			
Avg	Blank	 <p>Site : Condition: PART 15.407 AVG 3m ANT3117_0057 HORIZONTAL : RBW:1000.000kHz VBW:1.000kHz Mode : 21 Setting : 0M Power setting 19 Plane : Z with accessories : 352000530016413/352000530016421</p> <table border="1"> <thead> <tr> <th>Peak</th> <th>Freq</th> <th>Level</th> <th>Margin</th> <th>Line</th> <th>Read</th> <th>Ant</th> <th>Cable</th> <th>Preamp</th> <th>APos</th> <th>TPos</th> <th>Remark</th> </tr> <tr> <th></th> <th>MHz</th> <th>dBuV/m</th> <th>dB</th> <th>(dB)</th> <th>dBuV</th> <th>dB/m</th> <th>dB</th> <th>dB</th> <th>cm</th> <th>deg</th> <th></th> </tr> </thead> <tbody> <tr> <td>1</td> <td>5825.00</td> <td>98.70</td> <td>-----</td> <td>-----</td> <td>88.00</td> <td>35.13</td> <td>8.90</td> <td>33.33</td> <td>168</td> <td>360</td> <td>AVERAGE</td> </tr> </tbody> </table>	Peak	Freq	Level	Margin	Line	Read	Ant	Cable	Preamp	APos	TPos	Remark		MHz	dBuV/m	dB	(dB)	dBuV	dB/m	dB	dB	cm	deg		1	5825.00	98.70	-----	-----	88.00	35.13	8.90	33.33	168	360	AVERAGE																																																																								
Peak	Freq	Level	Margin	Line	Read	Ant	Cable	Preamp	APos	TPos	Remark																																																																																																			
	MHz	dBuV/m	dB	(dB)	dBuV	dB/m	dB	dB	cm	deg																																																																																																				
1	5825.00	98.70	-----	-----	88.00	35.13	8.90	33.33	168	360	AVERAGE																																																																																																			



Mode	3																																																																																																													
	Band Edge																																																																																																													
	U-NII-3_5.725-5.85_802.11a_CH165_5825MHz																																																																																																													
ANT	1																																																																																																													
Pol.	Vertical	Fundamental																																																																																																												
Peak	 <p>Level (dBuV/m) vs Frequency (MHz) plot for Vertical polarization. Shows a peak at 5825 MHz. A red line indicates the limit at 16.24 dB. A blue line indicates the measured level at 15.407 dB.</p> <p>Site : 03CH03-SZ Condition: PEAK_BE(B4)_16-24 3m ANT3117_0057 VERTICAL : RBW:1000.000kHz VBN:3000.000kHz Mode : 21 Setting : 0M Power setting 19 Plane : Z with accessories : 352000530016413/352000530016421</p> <table border="1"> <thead> <tr> <th>Peak</th> <th>Freq</th> <th>Level</th> <th>Line</th> <th>Margin</th> <th>Read</th> <th>Ant</th> <th>Cable</th> <th>Preamp</th> <th>APos</th> <th>TPos</th> <th>Remark</th> </tr> <tr> <th></th> <th>MHz</th> <th>dBuV/m</th> <th>dBuV/m</th> <th>(dB)</th> <th>dBuV</th> <th>dB/m</th> <th>dB</th> <th>dB</th> <th>cm</th> <th>deg</th> <th></th> </tr> </thead> <tbody> <tr> <td>1</td> <td>5855.00</td> <td>61.22</td> <td>110.80</td> <td>-49.58</td> <td>50.50</td> <td>35.18</td> <td>8.87</td> <td>33.33</td> <td>175</td> <td>0</td> <td>PEAK</td> </tr> <tr> <td>2</td> <td>5855.88</td> <td>59.32</td> <td>110.55</td> <td>-51.23</td> <td>48.60</td> <td>35.18</td> <td>8.87</td> <td>33.33</td> <td>175</td> <td>0</td> <td>Peak</td> </tr> <tr> <td>3</td> <td>5924.13</td> <td>50.88</td> <td>68.84</td> <td>-17.96</td> <td>40.08</td> <td>35.33</td> <td>8.79</td> <td>33.32</td> <td>175</td> <td>0</td> <td>PEAK</td> </tr> <tr> <td>4</td> <td>5931.88</td> <td>52.26</td> <td>68.30</td> <td>-16.04</td> <td>41.45</td> <td>35.35</td> <td>8.78</td> <td>33.32</td> <td>175</td> <td>0</td> <td>PEAK</td> </tr> </tbody> </table>	Peak	Freq	Level	Line	Margin	Read	Ant	Cable	Preamp	APos	TPos	Remark		MHz	dBuV/m	dBuV/m	(dB)	dBuV	dB/m	dB	dB	cm	deg		1	5855.00	61.22	110.80	-49.58	50.50	35.18	8.87	33.33	175	0	PEAK	2	5855.88	59.32	110.55	-51.23	48.60	35.18	8.87	33.33	175	0	Peak	3	5924.13	50.88	68.84	-17.96	40.08	35.33	8.79	33.32	175	0	PEAK	4	5931.88	52.26	68.30	-16.04	41.45	35.35	8.78	33.32	175	0	PEAK	 <p>Level (dBuV/m) vs Frequency (MHz) plot for Fundamental polarization. Shows a peak at 5825 MHz. A red line indicates the limit at 15.407 dB. A blue line indicates the measured level at 15.407 dB.</p> <p>Site : 03CH03-SZ Condition: PART 15.407 3m ANT3117_0057 VERTICAL : RBW:1000.000kHz VBN:3000.000kHz Mode : 21 Setting : 0M Power setting 19 Plane : Z with accessories : 352000530016413/352000530016421</p> <table border="1"> <thead> <tr> <th>Peak</th> <th>Freq</th> <th>Level</th> <th>Line</th> <th>Margin</th> <th>Read</th> <th>Ant</th> <th>Cable</th> <th>Preamp</th> <th>APos</th> <th>TPos</th> <th>Remark</th> </tr> <tr> <th></th> <th>MHz</th> <th>dBuV/m</th> <th>dBuV/m</th> <th>(dB)</th> <th>dBuV</th> <th>dB/m</th> <th>dB</th> <th>dB</th> <th>cm</th> <th>deg</th> <th></th> </tr> </thead> <tbody> <tr> <td>1</td> <td>5825.00</td> <td>100.47</td> <td>100.47</td> <td>0.00</td> <td>89.79</td> <td>35.11</td> <td>8.91</td> <td>33.34</td> <td>175</td> <td>0</td> <td>PEAK</td> </tr> </tbody> </table>	Peak	Freq	Level	Line	Margin	Read	Ant	Cable	Preamp	APos	TPos	Remark		MHz	dBuV/m	dBuV/m	(dB)	dBuV	dB/m	dB	dB	cm	deg		1	5825.00	100.47	100.47	0.00	89.79	35.11	8.91	33.34	175	0	PEAK
	Peak	Freq	Level	Line	Margin	Read	Ant	Cable	Preamp	APos	TPos	Remark																																																																																																		
	MHz	dBuV/m	dBuV/m	(dB)	dBuV	dB/m	dB	dB	cm	deg																																																																																																				
1	5855.00	61.22	110.80	-49.58	50.50	35.18	8.87	33.33	175	0	PEAK																																																																																																			
2	5855.88	59.32	110.55	-51.23	48.60	35.18	8.87	33.33	175	0	Peak																																																																																																			
3	5924.13	50.88	68.84	-17.96	40.08	35.33	8.79	33.32	175	0	PEAK																																																																																																			
4	5931.88	52.26	68.30	-16.04	41.45	35.35	8.78	33.32	175	0	PEAK																																																																																																			
Peak	Freq	Level	Line	Margin	Read	Ant	Cable	Preamp	APos	TPos	Remark																																																																																																			
	MHz	dBuV/m	dBuV/m	(dB)	dBuV	dB/m	dB	dB	cm	deg																																																																																																				
1	5825.00	100.47	100.47	0.00	89.79	35.11	8.91	33.34	175	0	PEAK																																																																																																			
Avg	Blank	 <p>Level (dBuV/m) vs Frequency (MHz) plot for Fundamental polarization, Average mode. Shows a peak at 5825 MHz. A red line indicates the limit at 15.407 dB. A blue line indicates the measured level at 15.407 dB.</p> <p>Site : 03CH03-SZ Condition: PART 15.407 AVG 3m ANT3117_0057 VERTICAL : RBW:1000.000kHz VBN:1.000kHz Mode : 21 Setting : 0M Power setting 19 Plane : Z with accessories : 352000530016413/352000530016421</p> <table border="1"> <thead> <tr> <th>Peak</th> <th>Freq</th> <th>Level</th> <th>Line</th> <th>Margin</th> <th>Read</th> <th>Ant</th> <th>Cable</th> <th>Preamp</th> <th>APos</th> <th>TPos</th> <th>Remark</th> </tr> <tr> <th></th> <th>MHz</th> <th>dBuV/m</th> <th>dBuV/m</th> <th>(dB)</th> <th>dBuV</th> <th>dB/m</th> <th>dB</th> <th>dB</th> <th>cm</th> <th>deg</th> <th></th> </tr> </thead> <tbody> <tr> <td>1</td> <td>5825.00</td> <td>91.99</td> <td>100.47</td> <td>-8.48</td> <td>81.31</td> <td>35.11</td> <td>8.91</td> <td>33.34</td> <td>175</td> <td>0</td> <td>AVERAGE</td> </tr> </tbody> </table>	Peak	Freq	Level	Line	Margin	Read	Ant	Cable	Preamp	APos	TPos	Remark		MHz	dBuV/m	dBuV/m	(dB)	dBuV	dB/m	dB	dB	cm	deg		1	5825.00	91.99	100.47	-8.48	81.31	35.11	8.91	33.34	175	0	AVERAGE																																																																								
Peak	Freq	Level	Line	Margin	Read	Ant	Cable	Preamp	APos	TPos	Remark																																																																																																			
	MHz	dBuV/m	dBuV/m	(dB)	dBuV	dB/m	dB	dB	cm	deg																																																																																																				
1	5825.00	91.99	100.47	-8.48	81.31	35.11	8.91	33.34	175	0	AVERAGE																																																																																																			

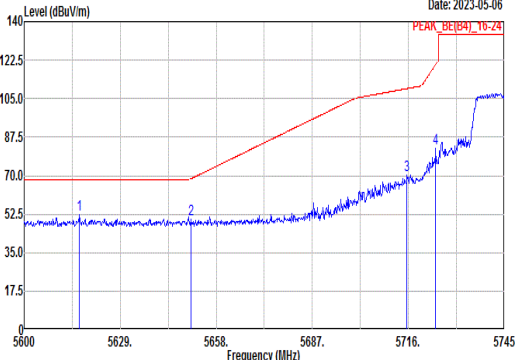
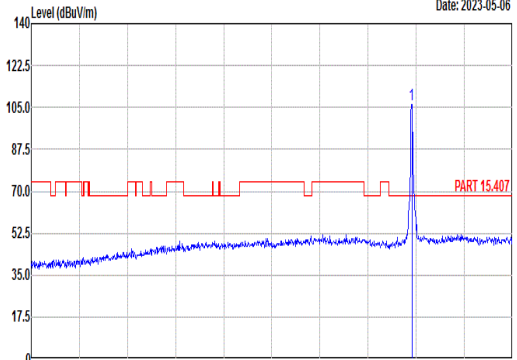
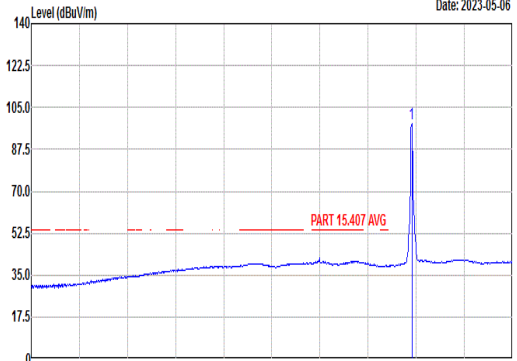


Mode	3																																																																																									
	Harmonic																																																																																									
	U-NII-3_5.725-5.85_802.11a_CH165_5825MHz																																																																																									
ANT	1																																																																																									
Pol.	Horizontal	Vertical																																																																																								
Peak Avg	<p>Site : 03CH03-SZ Condition: PART 15.407 3m ANT3117_0057 HORIZONTAL Mode : 21 Setting : 6M Power setting 19 Plane : Z with accessories : 352000530016413/352000530016421</p> <table border="1"> <thead> <tr> <th>Freq</th> <th>Level</th> <th>Limit</th> <th>Line Margin</th> <th>Read Level</th> <th>Ant Factor</th> <th>Cable Loss</th> <th>Preamp Loss</th> <th>APos</th> <th>TPos</th> <th>Remark</th> </tr> <tr> <th>MHz</th> <th>dBuV/m</th> <th>dBuV/m</th> <th>dB</th> <th>dBuV</th> <th>dB/m</th> <th>dB</th> <th>dB</th> <th>cm</th> <th>deg</th> <th></th> </tr> </thead> <tbody> <tr> <td>1</td> <td>11650.00</td> <td>48.84</td> <td>74.00</td> <td>-25.16</td> <td>51.31</td> <td>39.61</td> <td>11.53</td> <td>53.61</td> <td>---</td> <td>--- Peak</td> </tr> <tr> <td>2</td> <td>17475.00</td> <td>50.01</td> <td>68.30</td> <td>-18.29</td> <td>47.00</td> <td>42.31</td> <td>13.23</td> <td>52.53</td> <td>---</td> <td>--- Peak</td> </tr> </tbody> </table>	Freq	Level	Limit	Line Margin	Read Level	Ant Factor	Cable Loss	Preamp Loss	APos	TPos	Remark	MHz	dBuV/m	dBuV/m	dB	dBuV	dB/m	dB	dB	cm	deg		1	11650.00	48.84	74.00	-25.16	51.31	39.61	11.53	53.61	---	--- Peak	2	17475.00	50.01	68.30	-18.29	47.00	42.31	13.23	52.53	---	--- Peak	<p>Site : 03CH03-SZ Condition: PART 15.407 3m ANT3117_0057 VERTICAL Mode : 21 Setting : 6M Power setting 19 Plane : Z with accessories : 352000530016413/352000530016421</p> <table border="1"> <thead> <tr> <th>Freq</th> <th>Level</th> <th>Limit</th> <th>Line Margin</th> <th>Read Level</th> <th>Ant Factor</th> <th>Cable Loss</th> <th>Preamp Loss</th> <th>APos</th> <th>TPos</th> <th>Remark</th> </tr> <tr> <th>MHz</th> <th>dBuV/m</th> <th>dBuV/m</th> <th>dB</th> <th>dBuV</th> <th>dB/m</th> <th>dB</th> <th>dB</th> <th>cm</th> <th>deg</th> <th></th> </tr> </thead> <tbody> <tr> <td>1</td> <td>11650.00</td> <td>49.52</td> <td>74.00</td> <td>-24.48</td> <td>51.99</td> <td>39.61</td> <td>11.53</td> <td>53.61</td> <td>---</td> <td>--- Peak</td> </tr> <tr> <td>2</td> <td>17475.00</td> <td>50.32</td> <td>68.30</td> <td>-17.98</td> <td>47.31</td> <td>42.31</td> <td>13.23</td> <td>52.53</td> <td>---</td> <td>--- Peak</td> </tr> </tbody> </table>	Freq	Level	Limit	Line Margin	Read Level	Ant Factor	Cable Loss	Preamp Loss	APos	TPos	Remark	MHz	dBuV/m	dBuV/m	dB	dBuV	dB/m	dB	dB	cm	deg		1	11650.00	49.52	74.00	-24.48	51.99	39.61	11.53	53.61	---	--- Peak	2	17475.00	50.32	68.30	-17.98	47.31	42.31	13.23	52.53	---	--- Peak
	Freq	Level	Limit	Line Margin	Read Level	Ant Factor	Cable Loss	Preamp Loss	APos	TPos	Remark																																																																															
MHz	dBuV/m	dBuV/m	dB	dBuV	dB/m	dB	dB	cm	deg																																																																																	
1	11650.00	48.84	74.00	-25.16	51.31	39.61	11.53	53.61	---	--- Peak																																																																																
2	17475.00	50.01	68.30	-18.29	47.00	42.31	13.23	52.53	---	--- Peak																																																																																
Freq	Level	Limit	Line Margin	Read Level	Ant Factor	Cable Loss	Preamp Loss	APos	TPos	Remark																																																																																
MHz	dBuV/m	dBuV/m	dB	dBuV	dB/m	dB	dB	cm	deg																																																																																	
1	11650.00	49.52	74.00	-24.48	51.99	39.61	11.53	53.61	---	--- Peak																																																																																
2	17475.00	50.32	68.30	-17.98	47.31	42.31	13.23	52.53	---	--- Peak																																																																																



Mode	4																																																																																																													
	Band Edge																																																																																																													
	U-NII-3_5.725-5.85_802.11ac VHT20_CH149_5745MHz																																																																																																													
ANT	1																																																																																																													
Pol.	Horizontal	Fundamental																																																																																																												
Peak	<p>Date: 2023-05-06</p> <p>Site : 03CH03-SZ Condition: PEAK_BE(B4)_16-24 3m ANT3117_0057 HORIZONTAL Mode : 22 Setting : MCS0 Power setting 19 Plane : Z with accessories : 352000530016413/352000530016421</p> <table border="1"> <thead> <tr> <th>Peak</th> <th>Freq</th> <th>Level</th> <th>Limit</th> <th>Margin</th> <th>Read</th> <th>Ant</th> <th>Cable</th> <th>Preamp</th> <th>APos</th> <th>TPos</th> <th>Remark</th> </tr> <tr> <th></th> <th>MHz</th> <th>dBuV/m</th> <th>dBuV/m</th> <th></th> <th>dBuV</th> <th>dB/m</th> <th>dB</th> <th>dB</th> <th>cm</th> <th>deg</th> <th></th> </tr> </thead> <tbody> <tr> <td>1</td> <td>5642.34</td> <td>51.25</td> <td>68.30</td> <td>-17.05</td> <td>41.54</td> <td>34.71</td> <td>8.37</td> <td>33.37</td> <td>100</td> <td>291</td> <td>PEAK</td> </tr> <tr> <td>2</td> <td>5650.17</td> <td>49.44</td> <td>68.43</td> <td>-18.99</td> <td>39.68</td> <td>34.73</td> <td>8.40</td> <td>33.37</td> <td>100</td> <td>291</td> <td>PEAK</td> </tr> <tr> <td>3</td> <td>5717.89</td> <td>70.77</td> <td>110.21</td> <td>-39.44</td> <td>60.60</td> <td>34.88</td> <td>8.65</td> <td>33.36</td> <td>100</td> <td>291</td> <td>PEAK</td> </tr> <tr> <td>4</td> <td>5720.79</td> <td>74.20</td> <td>112.59</td> <td>-38.39</td> <td>64.01</td> <td>34.89</td> <td>8.66</td> <td>33.36</td> <td>100</td> <td>291</td> <td>PEAK</td> </tr> </tbody> </table>	Peak	Freq	Level	Limit	Margin	Read	Ant	Cable	Preamp	APos	TPos	Remark		MHz	dBuV/m	dBuV/m		dBuV	dB/m	dB	dB	cm	deg		1	5642.34	51.25	68.30	-17.05	41.54	34.71	8.37	33.37	100	291	PEAK	2	5650.17	49.44	68.43	-18.99	39.68	34.73	8.40	33.37	100	291	PEAK	3	5717.89	70.77	110.21	-39.44	60.60	34.88	8.65	33.36	100	291	PEAK	4	5720.79	74.20	112.59	-38.39	64.01	34.89	8.66	33.36	100	291	PEAK	<p>Date: 2023-05-06</p> <p>Site : 03CH03-SZ Condition: PART 15.407 3m ANT3117_0057 HORIZONTAL Mode : 22 Setting : MCS0 Power setting 19 Plane : Z with accessories : 352000530016413/352000530016421</p> <table border="1"> <thead> <tr> <th>Peak</th> <th>Freq</th> <th>Level</th> <th>Limit</th> <th>Margin</th> <th>Read</th> <th>Ant</th> <th>Cable</th> <th>Preamp</th> <th>APos</th> <th>TPos</th> <th>Remark</th> </tr> <tr> <th></th> <th>MHz</th> <th>dBuV/m</th> <th>dBuV/m</th> <th></th> <th>dBuV</th> <th>dB/m</th> <th>dB</th> <th>dB</th> <th>cm</th> <th>deg</th> <th></th> </tr> </thead> <tbody> <tr> <td>1</td> <td>5745.00</td> <td>107.14</td> <td>107.14</td> <td>0.00</td> <td>96.77</td> <td>34.95</td> <td>8.77</td> <td>33.35</td> <td>100</td> <td>291</td> <td>PEAK</td> </tr> </tbody> </table>	Peak	Freq	Level	Limit	Margin	Read	Ant	Cable	Preamp	APos	TPos	Remark		MHz	dBuV/m	dBuV/m		dBuV	dB/m	dB	dB	cm	deg		1	5745.00	107.14	107.14	0.00	96.77	34.95	8.77	33.35	100	291	PEAK
	Peak	Freq	Level	Limit	Margin	Read	Ant	Cable	Preamp	APos	TPos	Remark																																																																																																		
	MHz	dBuV/m	dBuV/m		dBuV	dB/m	dB	dB	cm	deg																																																																																																				
1	5642.34	51.25	68.30	-17.05	41.54	34.71	8.37	33.37	100	291	PEAK																																																																																																			
2	5650.17	49.44	68.43	-18.99	39.68	34.73	8.40	33.37	100	291	PEAK																																																																																																			
3	5717.89	70.77	110.21	-39.44	60.60	34.88	8.65	33.36	100	291	PEAK																																																																																																			
4	5720.79	74.20	112.59	-38.39	64.01	34.89	8.66	33.36	100	291	PEAK																																																																																																			
Peak	Freq	Level	Limit	Margin	Read	Ant	Cable	Preamp	APos	TPos	Remark																																																																																																			
	MHz	dBuV/m	dBuV/m		dBuV	dB/m	dB	dB	cm	deg																																																																																																				
1	5745.00	107.14	107.14	0.00	96.77	34.95	8.77	33.35	100	291	PEAK																																																																																																			
Avg	Blank	<p>Date: 2023-05-06</p> <p>Site : 03CH03-SZ Condition: PART 15.407 AVG 3m ANT3117_0057 HORIZONTAL Mode : 22 Setting : MCS0 Power setting 19 Plane : Z with accessories : 352000530016413/352000530016421</p> <table border="1"> <thead> <tr> <th>Peak</th> <th>Freq</th> <th>Level</th> <th>Limit</th> <th>Margin</th> <th>Read</th> <th>Ant</th> <th>Cable</th> <th>Preamp</th> <th>APos</th> <th>TPos</th> <th>Remark</th> </tr> <tr> <th></th> <th>MHz</th> <th>dBuV/m</th> <th>dBuV/m</th> <th></th> <th>dBuV</th> <th>dB/m</th> <th>dB</th> <th>dB</th> <th>cm</th> <th>deg</th> <th></th> </tr> </thead> <tbody> <tr> <td>1</td> <td>5745.00</td> <td>98.81</td> <td>98.81</td> <td>0.00</td> <td>88.47</td> <td>34.94</td> <td>8.75</td> <td>33.35</td> <td>100</td> <td>291</td> <td>AVERAGE</td> </tr> </tbody> </table>	Peak	Freq	Level	Limit	Margin	Read	Ant	Cable	Preamp	APos	TPos	Remark		MHz	dBuV/m	dBuV/m		dBuV	dB/m	dB	dB	cm	deg		1	5745.00	98.81	98.81	0.00	88.47	34.94	8.75	33.35	100	291	AVERAGE																																																																								
Peak	Freq	Level	Limit	Margin	Read	Ant	Cable	Preamp	APos	TPos	Remark																																																																																																			
	MHz	dBuV/m	dBuV/m		dBuV	dB/m	dB	dB	cm	deg																																																																																																				
1	5745.00	98.81	98.81	0.00	88.47	34.94	8.75	33.35	100	291	AVERAGE																																																																																																			

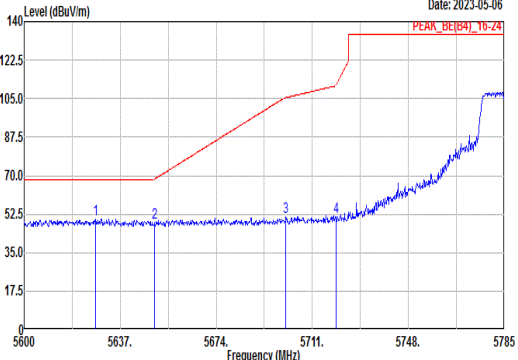
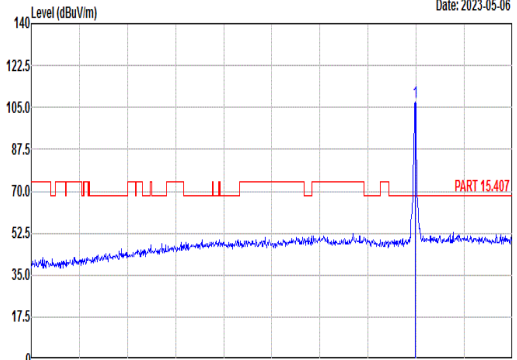
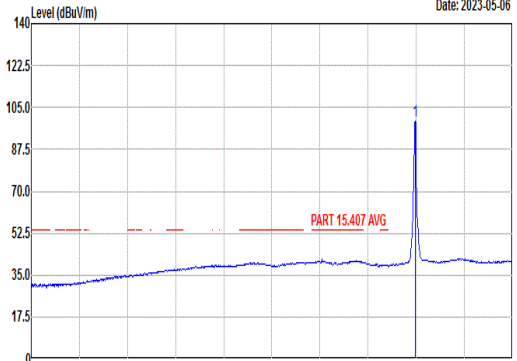


Mode	4																																																																																																													
	Band Edge																																																																																																													
	U-NII-3_5.725-5.85_802.11ac VHT20_CH149_5745MHz																																																																																																													
ANT	1																																																																																																													
Pol.	Vertical	Fundamental																																																																																																												
Peak	 <p>Level (dBuV/m) vs Frequency (MHz) plot for Vertical polarization. Shows a rising signal level from 5600 to 5745 MHz. Peaks are marked at 5616.68, 5650.46, 5715.57, and 5724.27 MHz. A red line indicates the limit, and a blue line shows the actual signal.</p> <p>Site : 03CH03-SZ Condition: PEAK_BE(B4)_16-24 3m ANT3117_0057 VERTICAL Mode : 22 Setting : MCS0 Power setting 19 Plane : Z with accessories : 352000530016413/352000530016421</p> <table border="1"> <thead> <tr> <th>Peak</th> <th>Freq</th> <th>Level</th> <th>Limit</th> <th>Margin</th> <th>Read</th> <th>Ant</th> <th>Cable</th> <th>Preamp</th> <th>Apos</th> <th>TPos</th> <th>Remark</th> </tr> <tr> <th></th> <th>MHz</th> <th>dBuV/m</th> <th>dBuV/m</th> <th></th> <th>dBuV</th> <th>dB/m</th> <th>dB</th> <th>dB</th> <th>cm</th> <th>deg</th> <th></th> </tr> </thead> <tbody> <tr> <td>1</td> <td>5616.68</td> <td>52.13</td> <td>68.30</td> <td>-16.17</td> <td>42.58</td> <td>34.66</td> <td>8.27</td> <td>33.38</td> <td>296</td> <td>269</td> <td>PEAK</td> </tr> <tr> <td>2</td> <td>5650.46</td> <td>50.45</td> <td>68.64</td> <td>-18.19</td> <td>40.69</td> <td>34.73</td> <td>8.40</td> <td>33.37</td> <td>296</td> <td>269</td> <td>PEAK</td> </tr> <tr> <td>3</td> <td>5715.57</td> <td>70.41</td> <td>109.56</td> <td>-39.15</td> <td>60.26</td> <td>34.87</td> <td>8.64</td> <td>33.36</td> <td>296</td> <td>269</td> <td>PEAK</td> </tr> <tr> <td>4</td> <td>5724.27</td> <td>82.39</td> <td>120.53</td> <td>-38.14</td> <td>72.19</td> <td>34.89</td> <td>8.67</td> <td>33.36</td> <td>296</td> <td>269</td> <td>PEAK</td> </tr> </tbody> </table>	Peak	Freq	Level	Limit	Margin	Read	Ant	Cable	Preamp	Apos	TPos	Remark		MHz	dBuV/m	dBuV/m		dBuV	dB/m	dB	dB	cm	deg		1	5616.68	52.13	68.30	-16.17	42.58	34.66	8.27	33.38	296	269	PEAK	2	5650.46	50.45	68.64	-18.19	40.69	34.73	8.40	33.37	296	269	PEAK	3	5715.57	70.41	109.56	-39.15	60.26	34.87	8.64	33.36	296	269	PEAK	4	5724.27	82.39	120.53	-38.14	72.19	34.89	8.67	33.36	296	269	PEAK	 <p>Level (dBuV/m) vs Frequency (MHz) plot for Fundamental polarization. Shows a sharp peak at 5745 MHz. A red line indicates the limit, and a blue line shows the actual signal.</p> <p>Site : 03CH03-SZ Condition: PART 15.407 3m ANT3117_0057 VERTICAL Mode : 22 Setting : MCS0 Power setting 19 Plane : Z with accessories : 352000530016413/352000530016421</p> <table border="1"> <thead> <tr> <th>Peak</th> <th>Freq</th> <th>Level</th> <th>Limit</th> <th>Margin</th> <th>Read</th> <th>Ant</th> <th>Cable</th> <th>Preamp</th> <th>Apos</th> <th>TPos</th> <th>Remark</th> </tr> <tr> <th></th> <th>MHz</th> <th>dBuV/m</th> <th>dBuV/m</th> <th></th> <th>dBuV</th> <th>dB/m</th> <th>dB</th> <th>dB</th> <th>cm</th> <th>deg</th> <th></th> </tr> </thead> <tbody> <tr> <td>1</td> <td>5745.00</td> <td>106.28</td> <td>106.28</td> <td>0.00</td> <td>95.97</td> <td>34.93</td> <td>8.73</td> <td>33.35</td> <td>296</td> <td>269</td> <td>PEAK</td> </tr> </tbody> </table>	Peak	Freq	Level	Limit	Margin	Read	Ant	Cable	Preamp	Apos	TPos	Remark		MHz	dBuV/m	dBuV/m		dBuV	dB/m	dB	dB	cm	deg		1	5745.00	106.28	106.28	0.00	95.97	34.93	8.73	33.35	296	269	PEAK
	Peak	Freq	Level	Limit	Margin	Read	Ant	Cable	Preamp	Apos	TPos	Remark																																																																																																		
	MHz	dBuV/m	dBuV/m		dBuV	dB/m	dB	dB	cm	deg																																																																																																				
1	5616.68	52.13	68.30	-16.17	42.58	34.66	8.27	33.38	296	269	PEAK																																																																																																			
2	5650.46	50.45	68.64	-18.19	40.69	34.73	8.40	33.37	296	269	PEAK																																																																																																			
3	5715.57	70.41	109.56	-39.15	60.26	34.87	8.64	33.36	296	269	PEAK																																																																																																			
4	5724.27	82.39	120.53	-38.14	72.19	34.89	8.67	33.36	296	269	PEAK																																																																																																			
Peak	Freq	Level	Limit	Margin	Read	Ant	Cable	Preamp	Apos	TPos	Remark																																																																																																			
	MHz	dBuV/m	dBuV/m		dBuV	dB/m	dB	dB	cm	deg																																																																																																				
1	5745.00	106.28	106.28	0.00	95.97	34.93	8.73	33.35	296	269	PEAK																																																																																																			
Avg	Blank	 <p>Level (dBuV/m) vs Frequency (MHz) plot for Fundamental polarization, Average. Shows a sharp peak at 5745 MHz. A red line indicates the limit, and a blue line shows the actual signal.</p> <p>Site : 03CH03-SZ Condition: PART 15.407 AVG 3m ANT3117_0057 VERTICAL Mode : 22 Setting : MCS0 Power setting 19 Plane : Z with accessories : 352000530016413/352000530016421</p> <table border="1"> <thead> <tr> <th>Peak</th> <th>Freq</th> <th>Level</th> <th>Limit</th> <th>Margin</th> <th>Read</th> <th>Ant</th> <th>Cable</th> <th>Preamp</th> <th>Apos</th> <th>TPos</th> <th>Remark</th> </tr> <tr> <th></th> <th>MHz</th> <th>dBuV/m</th> <th>dBuV/m</th> <th></th> <th>dBuV</th> <th>dB/m</th> <th>dB</th> <th>dB</th> <th>cm</th> <th>deg</th> <th></th> </tr> </thead> <tbody> <tr> <td>1</td> <td>5745.00</td> <td>98.12</td> <td>98.12</td> <td>0.00</td> <td>87.75</td> <td>34.95</td> <td>8.77</td> <td>33.35</td> <td>296</td> <td>269</td> <td>AVERAGE</td> </tr> </tbody> </table>	Peak	Freq	Level	Limit	Margin	Read	Ant	Cable	Preamp	Apos	TPos	Remark		MHz	dBuV/m	dBuV/m		dBuV	dB/m	dB	dB	cm	deg		1	5745.00	98.12	98.12	0.00	87.75	34.95	8.77	33.35	296	269	AVERAGE																																																																								
Peak	Freq	Level	Limit	Margin	Read	Ant	Cable	Preamp	Apos	TPos	Remark																																																																																																			
	MHz	dBuV/m	dBuV/m		dBuV	dB/m	dB	dB	cm	deg																																																																																																				
1	5745.00	98.12	98.12	0.00	87.75	34.95	8.77	33.35	296	269	AVERAGE																																																																																																			



Mode	4																																																																																																					
	Harmonic																																																																																																					
	U-NII-3_5.725-5.85_802.11ac VHT20_CH149_5745MHz																																																																																																					
ANT	1																																																																																																					
Pol.	Horizontal	Vertical																																																																																																				
Peak Avg	<p>Date: 2023-05-12</p> <p>Site : 03CH03-SZ Condition: PART 15.407 3m ANT3117_0057 HORIZONTAL Mode : 22 Setting : NCS0 Power setting 19 Plane : Z with accessories : 352000530016413/352000530016421</p> <table border="1"> <thead> <tr> <th>Limit</th> <th>Read</th> <th>Ant</th> <th>Cable</th> <th>Preamp</th> <th>APos</th> <th>TPos</th> <th>Remark</th> </tr> <tr> <th>Freq</th> <th>Level</th> <th>Line</th> <th>Margin</th> <th>Level</th> <th>Factor</th> <th>Loss</th> <th>Factor</th> </tr> <tr> <th>MHz</th> <th>dBuV/m</th> <th>dBuV/m</th> <th>dB</th> <th>dBuV</th> <th>dB/m</th> <th>dB</th> <th>dB</th> <th>cm</th> <th>deg</th> </tr> </thead> <tbody> <tr> <td>1</td> <td>11490.00</td> <td>47.76</td> <td>74.00</td> <td>-26.24</td> <td>50.61</td> <td>39.40</td> <td>11.45</td> <td>53.70</td> <td>---</td> <td>---</td> <td>Peak</td> </tr> <tr> <td>2</td> <td>17235.00</td> <td>50.45</td> <td>68.30</td> <td>-17.85</td> <td>47.30</td> <td>42.35</td> <td>13.17</td> <td>52.37</td> <td>---</td> <td>---</td> <td>Peak</td> </tr> </tbody> </table>	Limit	Read	Ant	Cable	Preamp	APos	TPos	Remark	Freq	Level	Line	Margin	Level	Factor	Loss	Factor	MHz	dBuV/m	dBuV/m	dB	dBuV	dB/m	dB	dB	cm	deg	1	11490.00	47.76	74.00	-26.24	50.61	39.40	11.45	53.70	---	---	Peak	2	17235.00	50.45	68.30	-17.85	47.30	42.35	13.17	52.37	---	---	Peak	<p>Date: 2023-05-12</p> <p>Site : 03CH03-SZ Condition: PART 15.407 3m ANT3117_0057 VERTICAL Mode : 22 Setting : NCS0 Power setting 19 Plane : Z with accessories : 352000530016413/352000530016421</p> <table border="1"> <thead> <tr> <th>Limit</th> <th>Read</th> <th>Ant</th> <th>Cable</th> <th>Preamp</th> <th>APos</th> <th>TPos</th> <th>Remark</th> </tr> <tr> <th>Freq</th> <th>Level</th> <th>Line</th> <th>Margin</th> <th>Level</th> <th>Factor</th> <th>Loss</th> <th>Factor</th> </tr> <tr> <th>MHz</th> <th>dBuV/m</th> <th>dBuV/m</th> <th>dB</th> <th>dBuV</th> <th>dB/m</th> <th>dB</th> <th>dB</th> <th>cm</th> <th>deg</th> </tr> </thead> <tbody> <tr> <td>1</td> <td>11490.00</td> <td>47.88</td> <td>74.00</td> <td>-26.12</td> <td>50.73</td> <td>39.40</td> <td>11.45</td> <td>53.70</td> <td>---</td> <td>---</td> <td>Peak</td> </tr> <tr> <td>2</td> <td>17235.00</td> <td>51.24</td> <td>68.30</td> <td>-17.06</td> <td>48.09</td> <td>42.35</td> <td>13.17</td> <td>52.37</td> <td>---</td> <td>---</td> <td>Peak</td> </tr> </tbody> </table>	Limit	Read	Ant	Cable	Preamp	APos	TPos	Remark	Freq	Level	Line	Margin	Level	Factor	Loss	Factor	MHz	dBuV/m	dBuV/m	dB	dBuV	dB/m	dB	dB	cm	deg	1	11490.00	47.88	74.00	-26.12	50.73	39.40	11.45	53.70	---	---	Peak	2	17235.00	51.24	68.30	-17.06	48.09	42.35	13.17	52.37	---	---	Peak
	Limit	Read	Ant	Cable	Preamp	APos	TPos	Remark																																																																																														
Freq	Level	Line	Margin	Level	Factor	Loss	Factor																																																																																															
MHz	dBuV/m	dBuV/m	dB	dBuV	dB/m	dB	dB	cm	deg																																																																																													
1	11490.00	47.76	74.00	-26.24	50.61	39.40	11.45	53.70	---	---	Peak																																																																																											
2	17235.00	50.45	68.30	-17.85	47.30	42.35	13.17	52.37	---	---	Peak																																																																																											
Limit	Read	Ant	Cable	Preamp	APos	TPos	Remark																																																																																															
Freq	Level	Line	Margin	Level	Factor	Loss	Factor																																																																																															
MHz	dBuV/m	dBuV/m	dB	dBuV	dB/m	dB	dB	cm	deg																																																																																													
1	11490.00	47.88	74.00	-26.12	50.73	39.40	11.45	53.70	---	---	Peak																																																																																											
2	17235.00	51.24	68.30	-17.06	48.09	42.35	13.17	52.37	---	---	Peak																																																																																											

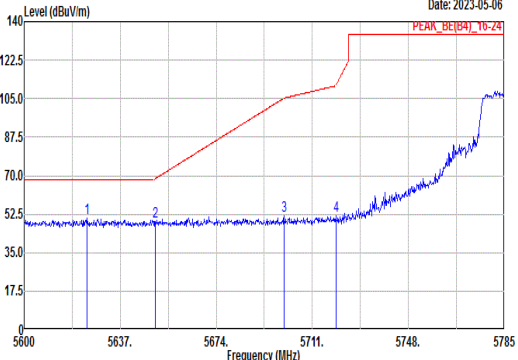
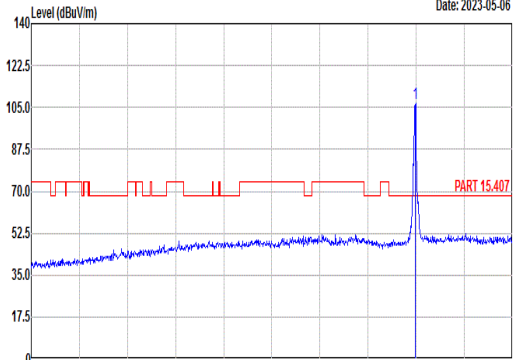
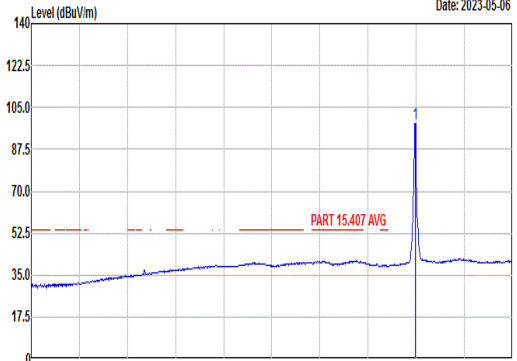


Mode	5																																																																																																													
	Band Edge - L																																																																																																													
	U-NII-3_5.725-5.85_802.11ac VHT20_CH157_5785MHz																																																																																																													
ANT	1																																																																																																													
Pol.	Horizontal	Fundamental																																																																																																												
Peak	 <p>Date: 2023-05-06</p> <p>Site : 03CH03-SZ Condition: PEAK_BE(B4)_16-24 3m ANT3117_0057 HORIZONTAL Mode : 23 Setting : MCS0 Power setting 19 Plane : Z with accessories : 352000530016413/352000530016421</p> <table border="1"> <thead> <tr> <th>Peak</th> <th>Freq</th> <th>Level</th> <th>Limit</th> <th>Margin</th> <th>Read</th> <th>Ant</th> <th>Cable</th> <th>Preamp</th> <th>APos</th> <th>TPos</th> <th>Remark</th> </tr> <tr> <th></th> <th>MHz</th> <th>dBuV/m</th> <th>dBuV/m</th> <th></th> <th>dBuV</th> <th>dB/m</th> <th>dB</th> <th>dB</th> <th>cm</th> <th>deg</th> <th></th> </tr> </thead> <tbody> <tr> <td>1</td> <td>5627.38</td> <td>50.45</td> <td>68.30</td> <td>-17.85</td> <td>40.83</td> <td>34.68</td> <td>8.31</td> <td>33.37</td> <td>100</td> <td>292</td> <td>PEAK</td> </tr> <tr> <td>2</td> <td>5650.32</td> <td>48.76</td> <td>68.54</td> <td>-19.78</td> <td>39.00</td> <td>34.73</td> <td>8.40</td> <td>33.37</td> <td>100</td> <td>292</td> <td>PEAK</td> </tr> <tr> <td>3</td> <td>5700.83</td> <td>51.22</td> <td>105.43</td> <td>-54.21</td> <td>41.16</td> <td>34.84</td> <td>8.58</td> <td>33.36</td> <td>100</td> <td>292</td> <td>PEAK</td> </tr> <tr> <td>4</td> <td>5720.07</td> <td>51.33</td> <td>110.95</td> <td>-59.62</td> <td>41.15</td> <td>34.88</td> <td>8.66</td> <td>33.36</td> <td>100</td> <td>292</td> <td>PEAK</td> </tr> </tbody> </table>	Peak	Freq	Level	Limit	Margin	Read	Ant	Cable	Preamp	APos	TPos	Remark		MHz	dBuV/m	dBuV/m		dBuV	dB/m	dB	dB	cm	deg		1	5627.38	50.45	68.30	-17.85	40.83	34.68	8.31	33.37	100	292	PEAK	2	5650.32	48.76	68.54	-19.78	39.00	34.73	8.40	33.37	100	292	PEAK	3	5700.83	51.22	105.43	-54.21	41.16	34.84	8.58	33.36	100	292	PEAK	4	5720.07	51.33	110.95	-59.62	41.15	34.88	8.66	33.36	100	292	PEAK	 <p>Date: 2023-05-06</p> <p>Site : 03CH03-SZ Condition: PART 15.407 3m ANT3117_0057 HORIZONTAL Mode : 23 Setting : MCS0 Power setting 19 Plane : Z with accessories : 352000530016413/352000530016421</p> <table border="1"> <thead> <tr> <th>Peak</th> <th>Freq</th> <th>Level</th> <th>Limit</th> <th>Margin</th> <th>Read</th> <th>Ant</th> <th>Cable</th> <th>Preamp</th> <th>APos</th> <th>TPos</th> <th>Remark</th> </tr> <tr> <th></th> <th>MHz</th> <th>dBuV/m</th> <th>dBuV/m</th> <th></th> <th>dBuV</th> <th>dB/m</th> <th>dB</th> <th>dB</th> <th>cm</th> <th>deg</th> <th></th> </tr> </thead> <tbody> <tr> <td>1</td> <td>5785.00</td> <td>107.38</td> <td>107.38</td> <td>0.00</td> <td>96.78</td> <td>35.03</td> <td>8.91</td> <td>33.34</td> <td>100</td> <td>292</td> <td>PEAK</td> </tr> </tbody> </table>	Peak	Freq	Level	Limit	Margin	Read	Ant	Cable	Preamp	APos	TPos	Remark		MHz	dBuV/m	dBuV/m		dBuV	dB/m	dB	dB	cm	deg		1	5785.00	107.38	107.38	0.00	96.78	35.03	8.91	33.34	100	292	PEAK
Peak	Freq	Level	Limit	Margin	Read	Ant	Cable	Preamp	APos	TPos	Remark																																																																																																			
	MHz	dBuV/m	dBuV/m		dBuV	dB/m	dB	dB	cm	deg																																																																																																				
1	5627.38	50.45	68.30	-17.85	40.83	34.68	8.31	33.37	100	292	PEAK																																																																																																			
2	5650.32	48.76	68.54	-19.78	39.00	34.73	8.40	33.37	100	292	PEAK																																																																																																			
3	5700.83	51.22	105.43	-54.21	41.16	34.84	8.58	33.36	100	292	PEAK																																																																																																			
4	5720.07	51.33	110.95	-59.62	41.15	34.88	8.66	33.36	100	292	PEAK																																																																																																			
Peak	Freq	Level	Limit	Margin	Read	Ant	Cable	Preamp	APos	TPos	Remark																																																																																																			
	MHz	dBuV/m	dBuV/m		dBuV	dB/m	dB	dB	cm	deg																																																																																																				
1	5785.00	107.38	107.38	0.00	96.78	35.03	8.91	33.34	100	292	PEAK																																																																																																			
Avg	Blank	 <p>Date: 2023-05-06</p> <p>Site : 03CH03-SZ Condition: PART 15.407 AVG 3m ANT3117_0057 HORIZONTAL Mode : 23 Setting : MCS0 Power setting 19 Plane : Z with accessories : 352000530016413/352000530016421</p> <table border="1"> <thead> <tr> <th>Peak</th> <th>Freq</th> <th>Level</th> <th>Limit</th> <th>Margin</th> <th>Read</th> <th>Ant</th> <th>Cable</th> <th>Preamp</th> <th>APos</th> <th>TPos</th> <th>Remark</th> </tr> <tr> <th></th> <th>MHz</th> <th>dBuV/m</th> <th>dBuV/m</th> <th></th> <th>dBuV</th> <th>dB/m</th> <th>dB</th> <th>dB</th> <th>cm</th> <th>deg</th> <th></th> </tr> </thead> <tbody> <tr> <td>1</td> <td>5785.00</td> <td>99.06</td> <td>107.38</td> <td>-8.32</td> <td>88.46</td> <td>35.03</td> <td>8.91</td> <td>33.34</td> <td>100</td> <td>292</td> <td>AVERAGE</td> </tr> </tbody> </table>	Peak	Freq	Level	Limit	Margin	Read	Ant	Cable	Preamp	APos	TPos	Remark		MHz	dBuV/m	dBuV/m		dBuV	dB/m	dB	dB	cm	deg		1	5785.00	99.06	107.38	-8.32	88.46	35.03	8.91	33.34	100	292	AVERAGE																																																																								
Peak	Freq	Level	Limit	Margin	Read	Ant	Cable	Preamp	APos	TPos	Remark																																																																																																			
	MHz	dBuV/m	dBuV/m		dBuV	dB/m	dB	dB	cm	deg																																																																																																				
1	5785.00	99.06	107.38	-8.32	88.46	35.03	8.91	33.34	100	292	AVERAGE																																																																																																			



Mode	5																																																																									
	Band Edge - R																																																																									
	U-NII-3_5.725-5.85_802.11ac VHT20_CH157_5785MHz																																																																									
ANT	1																																																																									
Pol.	Horizontal	Fundamental																																																																								
Peak	<p>Date: 2023-05-06</p> <p>Site : 03CH03-SZ Condition: PEAK_BE(B4)_16-24 3m ANT3117_0057 HORIZONTAL Mode : 23 Setting : MCS0 Power setting 19 Plane : Z with accessories : 352000530016413/352000530016421</p> <table border="1"> <thead> <tr> <th>Peak</th> <th>Freq</th> <th>Level</th> <th>Limit</th> <th>Line Margin</th> <th>Read Level</th> <th>Ant Factor</th> <th>Cable Loss</th> <th>Preamp</th> <th>APos</th> <th>TPos</th> <th>Remark</th> </tr> <tr> <th></th> <th>MHz</th> <th>dBuV/m</th> <th>dBuV/m</th> <th></th> <th>dBuV</th> <th>dB/m</th> <th>dB</th> <th>dB</th> <th>cm</th> <th>deg</th> <th></th> </tr> </thead> <tbody> <tr> <td>1</td> <td>5854.96</td> <td>52.20</td> <td>110.89</td> <td>-58.69</td> <td>41.48</td> <td>35.18</td> <td>8.87</td> <td>33.33</td> <td>100</td> <td>292</td> <td>PEAK</td> </tr> <tr> <td>2</td> <td>5872.45</td> <td>52.45</td> <td>105.91</td> <td>-53.46</td> <td>41.71</td> <td>35.22</td> <td>8.85</td> <td>33.33</td> <td>100</td> <td>292</td> <td>PEAK</td> </tr> <tr> <td>3</td> <td>5924.59</td> <td>50.41</td> <td>68.50</td> <td>-18.09</td> <td>39.61</td> <td>35.33</td> <td>8.79</td> <td>33.32</td> <td>100</td> <td>292</td> <td>PEAK</td> </tr> <tr> <td>4</td> <td>5937.13</td> <td>52.25</td> <td>68.30</td> <td>-16.05</td> <td>41.43</td> <td>35.36</td> <td>8.77</td> <td>33.31</td> <td>100</td> <td>292</td> <td>PEAK</td> </tr> </tbody> </table>	Peak	Freq	Level	Limit	Line Margin	Read Level	Ant Factor	Cable Loss	Preamp	APos	TPos	Remark		MHz	dBuV/m	dBuV/m		dBuV	dB/m	dB	dB	cm	deg		1	5854.96	52.20	110.89	-58.69	41.48	35.18	8.87	33.33	100	292	PEAK	2	5872.45	52.45	105.91	-53.46	41.71	35.22	8.85	33.33	100	292	PEAK	3	5924.59	50.41	68.50	-18.09	39.61	35.33	8.79	33.32	100	292	PEAK	4	5937.13	52.25	68.30	-16.05	41.43	35.36	8.77	33.31	100	292	PEAK	Blank
Peak	Freq	Level	Limit	Line Margin	Read Level	Ant Factor	Cable Loss	Preamp	APos	TPos	Remark																																																															
	MHz	dBuV/m	dBuV/m		dBuV	dB/m	dB	dB	cm	deg																																																																
1	5854.96	52.20	110.89	-58.69	41.48	35.18	8.87	33.33	100	292	PEAK																																																															
2	5872.45	52.45	105.91	-53.46	41.71	35.22	8.85	33.33	100	292	PEAK																																																															
3	5924.59	50.41	68.50	-18.09	39.61	35.33	8.79	33.32	100	292	PEAK																																																															
4	5937.13	52.25	68.30	-16.05	41.43	35.36	8.77	33.31	100	292	PEAK																																																															



Mode	5																																																																																																													
	Band Edge - L																																																																																																													
	U-NII-3_5.725-5.85_802.11ac VHT20_CH157_5785MHz																																																																																																													
ANT	1																																																																																																													
Pol.	Vertical	Fundamental																																																																																																												
Peak	 <p>Date: 2023-05-06 PEAK_BE(B4)_16-24</p> <p>Site : 03CH03-SZ Condition: PEAK_BE(B4)_16-24 3m ANT3117_0057 VERTICAL Mode : 23 Setting : MCS0 Power setting 19 Plane : Z with accessories : 352000530016413/352000530016421</p> <table border="1"> <thead> <tr> <th>Peak</th> <th>Freq</th> <th>Level</th> <th>Limit</th> <th>Margin</th> <th>Read</th> <th>Ant</th> <th>Cable</th> <th>Preamp</th> <th>APos</th> <th>TPos</th> <th>Remark</th> </tr> <tr> <th></th> <th>MHz</th> <th>dBuV/m</th> <th>dBuV/m</th> <th></th> <th>dBuV</th> <th>dB/m</th> <th>dB</th> <th>dB</th> <th>cm</th> <th>deg</th> <th></th> </tr> </thead> <tbody> <tr> <td>1</td> <td>5624.24</td> <td>50.52</td> <td>68.30</td> <td>-17.78</td> <td>40.92</td> <td>34.67</td> <td>8.30</td> <td>33.37</td> <td>308</td> <td>276</td> <td>PEAK</td> </tr> <tr> <td>2</td> <td>5650.51</td> <td>49.36</td> <td>68.67</td> <td>-19.31</td> <td>39.60</td> <td>34.73</td> <td>8.40</td> <td>33.37</td> <td>308</td> <td>276</td> <td>PEAK</td> </tr> <tr> <td>3</td> <td>5700.09</td> <td>51.51</td> <td>105.22</td> <td>-53.71</td> <td>41.45</td> <td>34.84</td> <td>8.58</td> <td>33.36</td> <td>308</td> <td>276</td> <td>PEAK</td> </tr> <tr> <td>4</td> <td>5720.07</td> <td>52.01</td> <td>110.95</td> <td>-58.94</td> <td>41.83</td> <td>34.88</td> <td>8.66</td> <td>33.36</td> <td>308</td> <td>276</td> <td>PEAK</td> </tr> </tbody> </table>	Peak	Freq	Level	Limit	Margin	Read	Ant	Cable	Preamp	APos	TPos	Remark		MHz	dBuV/m	dBuV/m		dBuV	dB/m	dB	dB	cm	deg		1	5624.24	50.52	68.30	-17.78	40.92	34.67	8.30	33.37	308	276	PEAK	2	5650.51	49.36	68.67	-19.31	39.60	34.73	8.40	33.37	308	276	PEAK	3	5700.09	51.51	105.22	-53.71	41.45	34.84	8.58	33.36	308	276	PEAK	4	5720.07	52.01	110.95	-58.94	41.83	34.88	8.66	33.36	308	276	PEAK	 <p>Date: 2023-05-06 PART 15.407</p> <p>Site : 03CH03-SZ Condition: PART 15.407 3m ANT3117_0057 VERTICAL Mode : 23 Setting : MCS0 Power setting 19 Plane : Z with accessories : 352000530016413/352000530016421</p> <table border="1"> <thead> <tr> <th>Peak</th> <th>Freq</th> <th>Level</th> <th>Limit</th> <th>Margin</th> <th>Read</th> <th>Ant</th> <th>Cable</th> <th>Preamp</th> <th>APos</th> <th>TPos</th> <th>Remark</th> </tr> <tr> <th></th> <th>MHz</th> <th>dBuV/m</th> <th>dBuV/m</th> <th></th> <th>dBuV</th> <th>dB/m</th> <th>dB</th> <th>dB</th> <th>cm</th> <th>deg</th> <th></th> </tr> </thead> <tbody> <tr> <td>1</td> <td>5785.00</td> <td>106.57</td> <td>-----</td> <td>-----</td> <td>95.93</td> <td>35.05</td> <td>8.93</td> <td>33.34</td> <td>308</td> <td>276</td> <td>PEAK</td> </tr> </tbody> </table>	Peak	Freq	Level	Limit	Margin	Read	Ant	Cable	Preamp	APos	TPos	Remark		MHz	dBuV/m	dBuV/m		dBuV	dB/m	dB	dB	cm	deg		1	5785.00	106.57	-----	-----	95.93	35.05	8.93	33.34	308	276	PEAK
Peak	Freq	Level	Limit	Margin	Read	Ant	Cable	Preamp	APos	TPos	Remark																																																																																																			
	MHz	dBuV/m	dBuV/m		dBuV	dB/m	dB	dB	cm	deg																																																																																																				
1	5624.24	50.52	68.30	-17.78	40.92	34.67	8.30	33.37	308	276	PEAK																																																																																																			
2	5650.51	49.36	68.67	-19.31	39.60	34.73	8.40	33.37	308	276	PEAK																																																																																																			
3	5700.09	51.51	105.22	-53.71	41.45	34.84	8.58	33.36	308	276	PEAK																																																																																																			
4	5720.07	52.01	110.95	-58.94	41.83	34.88	8.66	33.36	308	276	PEAK																																																																																																			
Peak	Freq	Level	Limit	Margin	Read	Ant	Cable	Preamp	APos	TPos	Remark																																																																																																			
	MHz	dBuV/m	dBuV/m		dBuV	dB/m	dB	dB	cm	deg																																																																																																				
1	5785.00	106.57	-----	-----	95.93	35.05	8.93	33.34	308	276	PEAK																																																																																																			
Avg	Blank	 <p>Date: 2023-05-06 PART 15.407 AVG</p> <p>Site : 03CH03-SZ Condition: PART 15.407 AVG 3m ANT3117_0057 VERTICAL Mode : 23 Setting : MCS0 Power setting 19 Plane : Z with accessories : 352000530016413/352000530016421</p> <table border="1"> <thead> <tr> <th>Peak</th> <th>Freq</th> <th>Level</th> <th>Limit</th> <th>Margin</th> <th>Read</th> <th>Ant</th> <th>Cable</th> <th>Preamp</th> <th>APos</th> <th>TPos</th> <th>Remark</th> </tr> <tr> <th></th> <th>MHz</th> <th>dBuV/m</th> <th>dBuV/m</th> <th></th> <th>dBuV</th> <th>dB/m</th> <th>dB</th> <th>dB</th> <th>cm</th> <th>deg</th> <th></th> </tr> </thead> <tbody> <tr> <td>1</td> <td>5785.00</td> <td>98.40</td> <td>-----</td> <td>-----</td> <td>87.80</td> <td>35.03</td> <td>8.91</td> <td>33.34</td> <td>308</td> <td>276</td> <td>AVERAGE</td> </tr> </tbody> </table>	Peak	Freq	Level	Limit	Margin	Read	Ant	Cable	Preamp	APos	TPos	Remark		MHz	dBuV/m	dBuV/m		dBuV	dB/m	dB	dB	cm	deg		1	5785.00	98.40	-----	-----	87.80	35.03	8.91	33.34	308	276	AVERAGE																																																																								
Peak	Freq	Level	Limit	Margin	Read	Ant	Cable	Preamp	APos	TPos	Remark																																																																																																			
	MHz	dBuV/m	dBuV/m		dBuV	dB/m	dB	dB	cm	deg																																																																																																				
1	5785.00	98.40	-----	-----	87.80	35.03	8.91	33.34	308	276	AVERAGE																																																																																																			



Mode	5																																																																									
	Band Edge - R																																																																									
	U-NII-3_5.725-5.85_802.11ac VHT20_CH157_5785MHz																																																																									
ANT	1																																																																									
Pol.	Vertical	Fundamental																																																																								
Peak	<p>Date: 2023-05-06</p> <p>Site : 03CH03-SZ Condition: PEAK_BE(B4)_16-24 3m ANT3117_0057 VERTICAL Mode : 23 Setting : MCS0 Power setting 19 Plane : Z with accessories : 352000530016413/352000530016421</p> <table border="1"> <thead> <tr> <th>Limit</th> <th>Read</th> <th>Ant</th> <th>Cable</th> <th>Preamp</th> <th>APos</th> <th>TPos</th> <th>Remark</th> </tr> <tr> <th>Freq</th> <th>Level</th> <th>Line</th> <th>Margin</th> <th>Level</th> <th>Factor</th> <th>Loss</th> <th>Factor</th> </tr> <tr> <th>MHz</th> <th>dBuV/m</th> <th>dBuV/m</th> <th>dB/m</th> <th>dB/m</th> <th>dB</th> <th>dB</th> <th>cm</th> </tr> </thead> <tbody> <tr> <td>1</td> <td>5854.96</td> <td>52.13</td> <td>110.89</td> <td>-58.76</td> <td>41.41</td> <td>35.18</td> <td>8.87</td> <td>33.33</td> <td>308</td> <td>276</td> <td>PEAK</td> </tr> <tr> <td>2</td> <td>5872.95</td> <td>51.84</td> <td>105.77</td> <td>-53.93</td> <td>41.10</td> <td>35.22</td> <td>8.85</td> <td>33.33</td> <td>308</td> <td>276</td> <td>PEAK</td> </tr> <tr> <td>3</td> <td>5923.77</td> <td>53.10</td> <td>69.11</td> <td>-16.01</td> <td>42.30</td> <td>35.33</td> <td>8.79</td> <td>33.32</td> <td>308</td> <td>276</td> <td>PEAK</td> </tr> <tr> <td>4</td> <td>5930.86</td> <td>52.24</td> <td>68.30</td> <td>-16.06</td> <td>41.43</td> <td>35.35</td> <td>8.78</td> <td>33.32</td> <td>308</td> <td>276</td> <td>PEAK</td> </tr> </tbody> </table>	Limit	Read	Ant	Cable	Preamp	APos	TPos	Remark	Freq	Level	Line	Margin	Level	Factor	Loss	Factor	MHz	dBuV/m	dBuV/m	dB/m	dB/m	dB	dB	cm	1	5854.96	52.13	110.89	-58.76	41.41	35.18	8.87	33.33	308	276	PEAK	2	5872.95	51.84	105.77	-53.93	41.10	35.22	8.85	33.33	308	276	PEAK	3	5923.77	53.10	69.11	-16.01	42.30	35.33	8.79	33.32	308	276	PEAK	4	5930.86	52.24	68.30	-16.06	41.43	35.35	8.78	33.32	308	276	PEAK	Blank
Limit	Read	Ant	Cable	Preamp	APos	TPos	Remark																																																																			
Freq	Level	Line	Margin	Level	Factor	Loss	Factor																																																																			
MHz	dBuV/m	dBuV/m	dB/m	dB/m	dB	dB	cm																																																																			
1	5854.96	52.13	110.89	-58.76	41.41	35.18	8.87	33.33	308	276	PEAK																																																															
2	5872.95	51.84	105.77	-53.93	41.10	35.22	8.85	33.33	308	276	PEAK																																																															
3	5923.77	53.10	69.11	-16.01	42.30	35.33	8.79	33.32	308	276	PEAK																																																															
4	5930.86	52.24	68.30	-16.06	41.43	35.35	8.78	33.32	308	276	PEAK																																																															

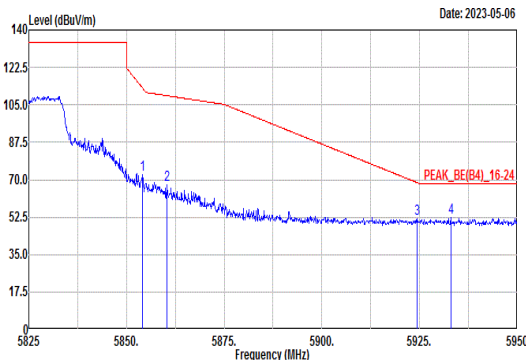
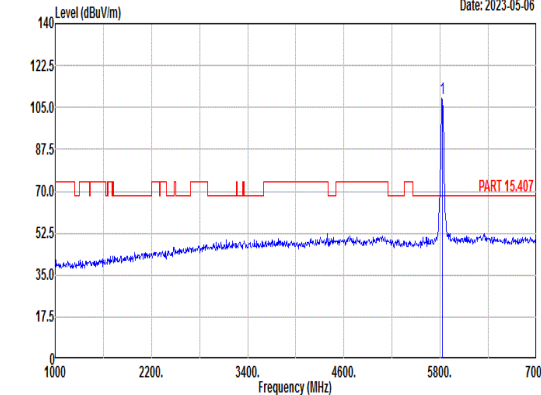
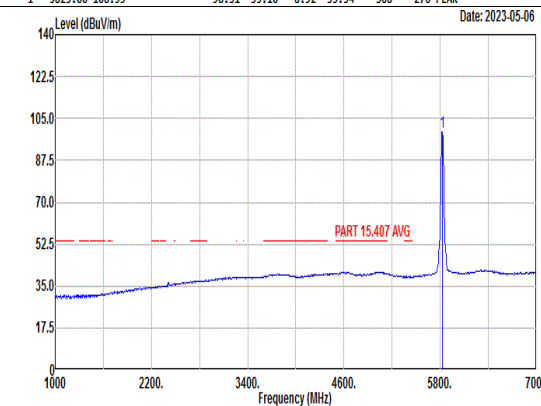


Mode	5																																																																							
	Harmonic																																																																							
	U-NII-3_5.725-5.85_802.11ac VHT20_CH157_5785MHz																																																																							
ANT	1																																																																							
Pol.	Horizontal	Vertical																																																																						
Peak Avg	<p>Date: 2023-05-12</p> <p>Site : 03CH03-SZ Condition: PART 15.407 3m ANT3117_0057 HORIZONTAL Mode : 23 Setting : NCS0 Power setting 19 Plane : Z with accessories : 352000530016413/352000530016421</p> <table border="1"> <thead> <tr> <th>Limit</th> <th>Read</th> <th>Ant</th> <th>Cable Preamp</th> <th>APos</th> <th>TPos</th> <th>Remark</th> </tr> <tr> <th>Freq Level Line Margin</th> <th>Level Factor</th> <th>Loss Factor</th> <th></th> <th></th> <th></th> <th></th> </tr> <tr> <th>MHz dBuV/m dBuV/m dB</th> <th>dBuV dB/m dB</th> <th>cm deg</th> <th></th> <th></th> <th></th> <th></th> </tr> </thead> <tbody> <tr> <td>1 11570.00 48.37 74.00 -25.63</td> <td>51.04 39.50 11.49 53.66</td> <td>---</td> <td>---</td> <td>---</td> <td>---</td> <td>Peak</td> </tr> <tr> <td>2 17355.00 51.07 68.30 -17.23</td> <td>47.99 42.33 13.20 52.45</td> <td>---</td> <td>---</td> <td>---</td> <td>---</td> <td>Peak</td> </tr> </tbody> </table>	Limit	Read	Ant	Cable Preamp	APos	TPos	Remark	Freq Level Line Margin	Level Factor	Loss Factor					MHz dBuV/m dBuV/m dB	dBuV dB/m dB	cm deg					1 11570.00 48.37 74.00 -25.63	51.04 39.50 11.49 53.66	---	---	---	---	Peak	2 17355.00 51.07 68.30 -17.23	47.99 42.33 13.20 52.45	---	---	---	---	Peak	<p>Date: 2023-05-12</p> <p>Site : 03CH03-SZ Condition: PART 15.407 3m ANT3117_0057 VERTICAL Mode : 23 Setting : NCS0 Power setting 19 Plane : Z with accessories : 352000530016413/352000530016421</p> <table border="1"> <thead> <tr> <th>Limit</th> <th>Read</th> <th>Ant</th> <th>Cable Preamp</th> <th>APos</th> <th>TPos</th> <th>Remark</th> </tr> <tr> <th>Freq Level Line Margin</th> <th>Level Factor</th> <th>Loss Factor</th> <th></th> <th></th> <th></th> <th></th> </tr> <tr> <th>MHz dBuV/m dBuV/m dB</th> <th>dBuV dB/m dB</th> <th>cm deg</th> <th></th> <th></th> <th></th> <th></th> </tr> </thead> <tbody> <tr> <td>1 11570.00 47.84 74.00 -26.16</td> <td>50.51 39.50 11.49 53.66</td> <td>---</td> <td>---</td> <td>---</td> <td>---</td> <td>Peak</td> </tr> <tr> <td>2 17355.00 51.50 68.30 -16.80</td> <td>48.42 42.33 13.20 52.45</td> <td>---</td> <td>---</td> <td>---</td> <td>---</td> <td>Peak</td> </tr> </tbody> </table>	Limit	Read	Ant	Cable Preamp	APos	TPos	Remark	Freq Level Line Margin	Level Factor	Loss Factor					MHz dBuV/m dBuV/m dB	dBuV dB/m dB	cm deg					1 11570.00 47.84 74.00 -26.16	50.51 39.50 11.49 53.66	---	---	---	---	Peak	2 17355.00 51.50 68.30 -16.80	48.42 42.33 13.20 52.45	---	---	---	---	Peak
	Limit	Read	Ant	Cable Preamp	APos	TPos	Remark																																																																	
Freq Level Line Margin	Level Factor	Loss Factor																																																																						
MHz dBuV/m dBuV/m dB	dBuV dB/m dB	cm deg																																																																						
1 11570.00 48.37 74.00 -25.63	51.04 39.50 11.49 53.66	---	---	---	---	Peak																																																																		
2 17355.00 51.07 68.30 -17.23	47.99 42.33 13.20 52.45	---	---	---	---	Peak																																																																		
Limit	Read	Ant	Cable Preamp	APos	TPos	Remark																																																																		
Freq Level Line Margin	Level Factor	Loss Factor																																																																						
MHz dBuV/m dBuV/m dB	dBuV dB/m dB	cm deg																																																																						
1 11570.00 47.84 74.00 -26.16	50.51 39.50 11.49 53.66	---	---	---	---	Peak																																																																		
2 17355.00 51.50 68.30 -16.80	48.42 42.33 13.20 52.45	---	---	---	---	Peak																																																																		



Mode	6																																																																																																													
	Band Edge																																																																																																													
	U-NII-3_5.725-5.85_802.11ac VHT20_CH165_5825MHz																																																																																																													
ANT	1																																																																																																													
Pol.	Horizontal	Fundamental																																																																																																												
Peak	<p>Date: 2023-05-06</p> <p>Site : 03CH03-SZ Condition: PEAK_BE(B4)_16-24 3m ANT3117_0057 HORIZONTAL Mode : 24 Setting : MCS0 Power setting 19 Plane : Z with accessories : 352000530016413/352000530016421</p> <table border="1"> <thead> <tr> <th>Peak</th> <th>Freq</th> <th>Level</th> <th>Limit</th> <th>Margin</th> <th>Read</th> <th>Ant</th> <th>Cable</th> <th>Preamp</th> <th>APos</th> <th>TPos</th> <th>Remark</th> </tr> <tr> <th></th> <th>MHz</th> <th>dBuV/m</th> <th>dBuV/m</th> <th></th> <th>dBuV</th> <th>dB/m</th> <th>dB</th> <th>dB</th> <th>cm</th> <th>deg</th> <th></th> </tr> </thead> <tbody> <tr> <td>1</td> <td>5855.00</td> <td>69.38</td> <td>110.80</td> <td>-41.42</td> <td>58.66</td> <td>35.18</td> <td>8.87</td> <td>33.33</td> <td>100</td> <td>292</td> <td>PEAK</td> </tr> <tr> <td>2</td> <td>5857.00</td> <td>69.95</td> <td>110.24</td> <td>-40.29</td> <td>59.22</td> <td>35.19</td> <td>8.87</td> <td>33.33</td> <td>100</td> <td>292</td> <td>PEAK</td> </tr> <tr> <td>3</td> <td>5924.88</td> <td>50.75</td> <td>68.29</td> <td>-17.54</td> <td>39.95</td> <td>35.33</td> <td>8.79</td> <td>33.32</td> <td>100</td> <td>292</td> <td>PEAK</td> </tr> <tr> <td>4</td> <td>5944.00</td> <td>52.03</td> <td>68.30</td> <td>-16.27</td> <td>41.19</td> <td>35.38</td> <td>8.77</td> <td>33.31</td> <td>100</td> <td>292</td> <td>PEAK</td> </tr> </tbody> </table>	Peak	Freq	Level	Limit	Margin	Read	Ant	Cable	Preamp	APos	TPos	Remark		MHz	dBuV/m	dBuV/m		dBuV	dB/m	dB	dB	cm	deg		1	5855.00	69.38	110.80	-41.42	58.66	35.18	8.87	33.33	100	292	PEAK	2	5857.00	69.95	110.24	-40.29	59.22	35.19	8.87	33.33	100	292	PEAK	3	5924.88	50.75	68.29	-17.54	39.95	35.33	8.79	33.32	100	292	PEAK	4	5944.00	52.03	68.30	-16.27	41.19	35.38	8.77	33.31	100	292	PEAK	<p>Date: 2023-05-06</p> <p>Site : 03CH03-SZ Condition: PART 15.407 3m ANT3117_0057 HORIZONTAL Mode : 24 Setting : MCS0 Power setting 19 Plane : Z with accessories : 352000530016413/352000530016421</p> <table border="1"> <thead> <tr> <th>Peak</th> <th>Freq</th> <th>Level</th> <th>Limit</th> <th>Margin</th> <th>Read</th> <th>Ant</th> <th>Cable</th> <th>Preamp</th> <th>APos</th> <th>TPos</th> <th>Remark</th> </tr> <tr> <th></th> <th>MHz</th> <th>dBuV/m</th> <th>dBuV/m</th> <th></th> <th>dBuV</th> <th>dB/m</th> <th>dB</th> <th>dB</th> <th>cm</th> <th>deg</th> <th></th> </tr> </thead> <tbody> <tr> <td>1</td> <td>5825.00</td> <td>108.01</td> <td>108.01</td> <td>0.00</td> <td>97.33</td> <td>35.11</td> <td>8.91</td> <td>33.34</td> <td>100</td> <td>292</td> <td>PEAK</td> </tr> </tbody> </table>	Peak	Freq	Level	Limit	Margin	Read	Ant	Cable	Preamp	APos	TPos	Remark		MHz	dBuV/m	dBuV/m		dBuV	dB/m	dB	dB	cm	deg		1	5825.00	108.01	108.01	0.00	97.33	35.11	8.91	33.34	100	292	PEAK
	Peak	Freq	Level	Limit	Margin	Read	Ant	Cable	Preamp	APos	TPos	Remark																																																																																																		
	MHz	dBuV/m	dBuV/m		dBuV	dB/m	dB	dB	cm	deg																																																																																																				
1	5855.00	69.38	110.80	-41.42	58.66	35.18	8.87	33.33	100	292	PEAK																																																																																																			
2	5857.00	69.95	110.24	-40.29	59.22	35.19	8.87	33.33	100	292	PEAK																																																																																																			
3	5924.88	50.75	68.29	-17.54	39.95	35.33	8.79	33.32	100	292	PEAK																																																																																																			
4	5944.00	52.03	68.30	-16.27	41.19	35.38	8.77	33.31	100	292	PEAK																																																																																																			
Peak	Freq	Level	Limit	Margin	Read	Ant	Cable	Preamp	APos	TPos	Remark																																																																																																			
	MHz	dBuV/m	dBuV/m		dBuV	dB/m	dB	dB	cm	deg																																																																																																				
1	5825.00	108.01	108.01	0.00	97.33	35.11	8.91	33.34	100	292	PEAK																																																																																																			
Avg	Blank	<p>Date: 2023-05-06</p> <p>Site : 03CH03-SZ Condition: PART 15.407 AVG 3m ANT3117_0057 HORIZONTAL Mode : 24 Setting : MCS0 Power setting 19 Plane : Z with accessories : 352000530016413/352000530016421</p> <table border="1"> <thead> <tr> <th>Peak</th> <th>Freq</th> <th>Level</th> <th>Limit</th> <th>Margin</th> <th>Read</th> <th>Ant</th> <th>Cable</th> <th>Preamp</th> <th>APos</th> <th>TPos</th> <th>Remark</th> </tr> <tr> <th></th> <th>MHz</th> <th>dBuV/m</th> <th>dBuV/m</th> <th></th> <th>dBuV</th> <th>dB/m</th> <th>dB</th> <th>dB</th> <th>cm</th> <th>deg</th> <th></th> </tr> </thead> <tbody> <tr> <td>1</td> <td>5825.00</td> <td>99.58</td> <td>108.01</td> <td>-88.43</td> <td>88.90</td> <td>35.11</td> <td>8.91</td> <td>33.34</td> <td>100</td> <td>292</td> <td>AVERAGE</td> </tr> </tbody> </table>	Peak	Freq	Level	Limit	Margin	Read	Ant	Cable	Preamp	APos	TPos	Remark		MHz	dBuV/m	dBuV/m		dBuV	dB/m	dB	dB	cm	deg		1	5825.00	99.58	108.01	-88.43	88.90	35.11	8.91	33.34	100	292	AVERAGE																																																																								
Peak	Freq	Level	Limit	Margin	Read	Ant	Cable	Preamp	APos	TPos	Remark																																																																																																			
	MHz	dBuV/m	dBuV/m		dBuV	dB/m	dB	dB	cm	deg																																																																																																				
1	5825.00	99.58	108.01	-88.43	88.90	35.11	8.91	33.34	100	292	AVERAGE																																																																																																			



Mode	6																																																																																																													
	Band Edge																																																																																																													
	U-NII-3_5.725-5.85_802.11ac VHT20_CH165_5825MHz																																																																																																													
ANT	1																																																																																																													
Pol.	Vertical	Fundamental																																																																																																												
Peak	 <p>Date: 2023-05-06</p> <p>Site : 03CH03-SZ Condition: PEAK_BE(B4)_16-24 3m ANT3117_0057 VERTICAL Mode : 24 Setting : MCS0 Power setting 19 Plane : Z with accessories : 352000530016413/352000530016421</p> <table border="1"> <thead> <tr> <th>Peak</th> <th>Freq</th> <th>Level</th> <th>Limit</th> <th>Margin</th> <th>Read</th> <th>Ant</th> <th>Cable</th> <th>Preamp</th> <th>APos</th> <th>TPos</th> <th>Remark</th> </tr> <tr> <th></th> <th>MHz</th> <th>dBuV/m</th> <th>dBuV/m</th> <th></th> <th>dBuV</th> <th>dB/m</th> <th>dB</th> <th>dB</th> <th>cm</th> <th>deg</th> <th></th> </tr> </thead> <tbody> <tr> <td>1</td> <td>5854.00</td> <td>72.13</td> <td>113.08</td> <td>-40.95</td> <td>61.41</td> <td>35.18</td> <td>8.87</td> <td>33.33</td> <td>308</td> <td>276</td> <td>PEAK</td> </tr> <tr> <td>2</td> <td>5860.38</td> <td>67.82</td> <td>109.29</td> <td>-41.47</td> <td>57.09</td> <td>35.19</td> <td>8.87</td> <td>33.33</td> <td>308</td> <td>276</td> <td>PEAK</td> </tr> <tr> <td>3</td> <td>5924.38</td> <td>51.63</td> <td>68.66</td> <td>-17.03</td> <td>40.83</td> <td>35.33</td> <td>8.79</td> <td>33.32</td> <td>308</td> <td>276</td> <td>PEAK</td> </tr> <tr> <td>4</td> <td>5933.00</td> <td>52.24</td> <td>68.30</td> <td>-16.06</td> <td>41.43</td> <td>35.35</td> <td>8.78</td> <td>33.32</td> <td>308</td> <td>276</td> <td>PEAK</td> </tr> </tbody> </table>	Peak	Freq	Level	Limit	Margin	Read	Ant	Cable	Preamp	APos	TPos	Remark		MHz	dBuV/m	dBuV/m		dBuV	dB/m	dB	dB	cm	deg		1	5854.00	72.13	113.08	-40.95	61.41	35.18	8.87	33.33	308	276	PEAK	2	5860.38	67.82	109.29	-41.47	57.09	35.19	8.87	33.33	308	276	PEAK	3	5924.38	51.63	68.66	-17.03	40.83	35.33	8.79	33.32	308	276	PEAK	4	5933.00	52.24	68.30	-16.06	41.43	35.35	8.78	33.32	308	276	PEAK	 <p>Date: 2023-05-06</p> <p>Site : 03CH03-SZ Condition: PART 15.407 3m ANT3117_0057 VERTICAL Mode : 24 Setting : MCS0 Power setting 19 Plane : Z with accessories : 352000530016413/352000530016421</p> <table border="1"> <thead> <tr> <th>Peak</th> <th>Freq</th> <th>Level</th> <th>Limit</th> <th>Margin</th> <th>Read</th> <th>Ant</th> <th>Cable</th> <th>Preamp</th> <th>APos</th> <th>TPos</th> <th>Remark</th> </tr> <tr> <th></th> <th>MHz</th> <th>dBuV/m</th> <th>dBuV/m</th> <th></th> <th>dBuV</th> <th>dB/m</th> <th>dB</th> <th>dB</th> <th>cm</th> <th>deg</th> <th></th> </tr> </thead> <tbody> <tr> <td>1</td> <td>5825.00</td> <td>108.99</td> <td>98.31</td> <td>10.68</td> <td>98.31</td> <td>35.10</td> <td>8.92</td> <td>33.34</td> <td>308</td> <td>276</td> <td>PEAK</td> </tr> </tbody> </table>	Peak	Freq	Level	Limit	Margin	Read	Ant	Cable	Preamp	APos	TPos	Remark		MHz	dBuV/m	dBuV/m		dBuV	dB/m	dB	dB	cm	deg		1	5825.00	108.99	98.31	10.68	98.31	35.10	8.92	33.34	308	276	PEAK
Peak	Freq	Level	Limit	Margin	Read	Ant	Cable	Preamp	APos	TPos	Remark																																																																																																			
	MHz	dBuV/m	dBuV/m		dBuV	dB/m	dB	dB	cm	deg																																																																																																				
1	5854.00	72.13	113.08	-40.95	61.41	35.18	8.87	33.33	308	276	PEAK																																																																																																			
2	5860.38	67.82	109.29	-41.47	57.09	35.19	8.87	33.33	308	276	PEAK																																																																																																			
3	5924.38	51.63	68.66	-17.03	40.83	35.33	8.79	33.32	308	276	PEAK																																																																																																			
4	5933.00	52.24	68.30	-16.06	41.43	35.35	8.78	33.32	308	276	PEAK																																																																																																			
Peak	Freq	Level	Limit	Margin	Read	Ant	Cable	Preamp	APos	TPos	Remark																																																																																																			
	MHz	dBuV/m	dBuV/m		dBuV	dB/m	dB	dB	cm	deg																																																																																																				
1	5825.00	108.99	98.31	10.68	98.31	35.10	8.92	33.34	308	276	PEAK																																																																																																			
Avg	Blank	 <p>Date: 2023-05-06</p> <p>Site : 03CH03-SZ Condition: PART 15.407 AVG 3m ANT3117_0057 VERTICAL Mode : 24 Setting : MCS0 Power setting 19 Plane : Z with accessories : 352000530016413/352000530016421</p> <table border="1"> <thead> <tr> <th>Peak</th> <th>Freq</th> <th>Level</th> <th>Limit</th> <th>Margin</th> <th>Read</th> <th>Ant</th> <th>Cable</th> <th>Preamp</th> <th>APos</th> <th>TPos</th> <th>Remark</th> </tr> <tr> <th></th> <th>MHz</th> <th>dBuV/m</th> <th>dBuV/m</th> <th></th> <th>dBuV</th> <th>dB/m</th> <th>dB</th> <th>dB</th> <th>cm</th> <th>deg</th> <th></th> </tr> </thead> <tbody> <tr> <td>1</td> <td>5825.00</td> <td>99.49</td> <td>88.81</td> <td>10.68</td> <td>88.81</td> <td>35.11</td> <td>8.91</td> <td>33.34</td> <td>308</td> <td>276</td> <td>AVERAGE</td> </tr> </tbody> </table>	Peak	Freq	Level	Limit	Margin	Read	Ant	Cable	Preamp	APos	TPos	Remark		MHz	dBuV/m	dBuV/m		dBuV	dB/m	dB	dB	cm	deg		1	5825.00	99.49	88.81	10.68	88.81	35.11	8.91	33.34	308	276	AVERAGE																																																																								
Peak	Freq	Level	Limit	Margin	Read	Ant	Cable	Preamp	APos	TPos	Remark																																																																																																			
	MHz	dBuV/m	dBuV/m		dBuV	dB/m	dB	dB	cm	deg																																																																																																				
1	5825.00	99.49	88.81	10.68	88.81	35.11	8.91	33.34	308	276	AVERAGE																																																																																																			



Mode	6																																																																																	
	Harmonic																																																																																	
	U-NII-3_5.725-5.85_802.11ac VHT20_CH165_5825MHz																																																																																	
ANT	1																																																																																	
Pol.	Horizontal	Vertical																																																																																
Peak Avg	<p>Data: 5 Date: 2023-05-12</p> <p>Site : 03CH03-SZ Condition : PART 15.407 3m ANT3117_0057 HORIZONTAL Mode : 24 Setting : MCS0 Power setting 19 Plane : Z with accessories 352000530016413/352000530016421</p> <table border="1"> <thead> <tr> <th>Freq</th> <th>Level</th> <th>Limit</th> <th>Over</th> <th>ReadAntenna</th> <th>Cable</th> <th>Preamp</th> <th>A/Pos</th> <th>T/Pos</th> <th>Remark</th> </tr> <tr> <th>MHz</th> <th>dBuV/m</th> <th>dB</th> <th>dBuV/m</th> <th>dBuV</th> <th>dB/m</th> <th>dB</th> <th>dB</th> <th>cm</th> <th>deg</th> </tr> </thead> <tbody> <tr> <td>1</td> <td>11658.00</td> <td>47.87</td> <td>-26.13</td> <td>74.00</td> <td>58.34</td> <td>39.61</td> <td>11.53</td> <td>53.61</td> <td>--- --- Peak</td> </tr> <tr> <td>2</td> <td>17475.00</td> <td>52.16</td> <td>-16.14</td> <td>68.30</td> <td>49.16</td> <td>42.31</td> <td>13.22</td> <td>52.53</td> <td>--- --- Peak</td> </tr> </tbody> </table>	Freq	Level	Limit	Over	ReadAntenna	Cable	Preamp	A/Pos	T/Pos	Remark	MHz	dBuV/m	dB	dBuV/m	dBuV	dB/m	dB	dB	cm	deg	1	11658.00	47.87	-26.13	74.00	58.34	39.61	11.53	53.61	--- --- Peak	2	17475.00	52.16	-16.14	68.30	49.16	42.31	13.22	52.53	--- --- Peak	<p>Data: 6 Date: 2023-05-12</p> <p>Site : 03CH03-SZ Condition : PART 15.407 3m ANT3117_0057 VERTICAL Mode : 24 Setting : MCS0 Power setting 19 Plane : Z with accessories 352000530016413/352000530016421</p> <table border="1"> <thead> <tr> <th>Freq</th> <th>Level</th> <th>Limit</th> <th>Over</th> <th>ReadAntenna</th> <th>Cable</th> <th>Preamp</th> <th>A/Pos</th> <th>T/Pos</th> <th>Remark</th> </tr> <tr> <th>MHz</th> <th>dBuV/m</th> <th>dB</th> <th>dBuV/m</th> <th>dBuV</th> <th>dB/m</th> <th>dB</th> <th>dB</th> <th>cm</th> <th>deg</th> </tr> </thead> <tbody> <tr> <td>1</td> <td>11658.00</td> <td>48.42</td> <td>-25.58</td> <td>74.00</td> <td>58.89</td> <td>39.61</td> <td>11.53</td> <td>53.61</td> <td>--- --- Peak</td> </tr> <tr> <td>2</td> <td>17475.00</td> <td>51.99</td> <td>-16.31</td> <td>68.30</td> <td>48.99</td> <td>42.31</td> <td>13.22</td> <td>52.53</td> <td>--- --- Peak</td> </tr> </tbody> </table>	Freq	Level	Limit	Over	ReadAntenna	Cable	Preamp	A/Pos	T/Pos	Remark	MHz	dBuV/m	dB	dBuV/m	dBuV	dB/m	dB	dB	cm	deg	1	11658.00	48.42	-25.58	74.00	58.89	39.61	11.53	53.61	--- --- Peak	2	17475.00	51.99	-16.31	68.30	48.99	42.31	13.22	52.53	--- --- Peak
	Freq	Level	Limit	Over	ReadAntenna	Cable	Preamp	A/Pos	T/Pos	Remark																																																																								
MHz	dBuV/m	dB	dBuV/m	dBuV	dB/m	dB	dB	cm	deg																																																																									
1	11658.00	47.87	-26.13	74.00	58.34	39.61	11.53	53.61	--- --- Peak																																																																									
2	17475.00	52.16	-16.14	68.30	49.16	42.31	13.22	52.53	--- --- Peak																																																																									
Freq	Level	Limit	Over	ReadAntenna	Cable	Preamp	A/Pos	T/Pos	Remark																																																																									
MHz	dBuV/m	dB	dBuV/m	dBuV	dB/m	dB	dB	cm	deg																																																																									
1	11658.00	48.42	-25.58	74.00	58.89	39.61	11.53	53.61	--- --- Peak																																																																									
2	17475.00	51.99	-16.31	68.30	48.99	42.31	13.22	52.53	--- --- Peak																																																																									



7

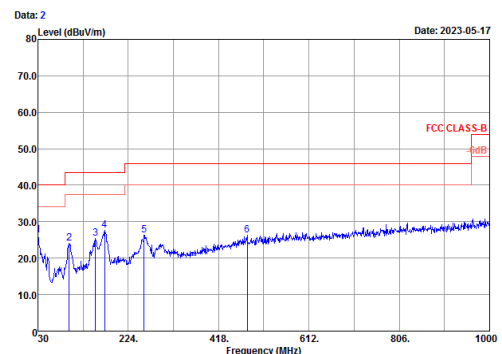
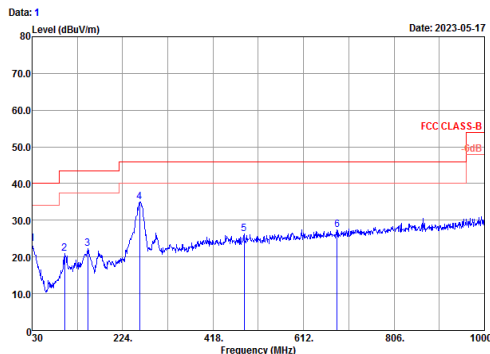
LF

U-NII-3_5.725-5.85_802.11ac_VHT20_CH165_5825MHz

1

Horizontal

Vertical



Site : 03CH03-SZ
 Condition : FCC CLASS-B 3m LF_ANT35408 HORIZONTAL
 Mode : 27
 Setting : MCS0 Power setting 19
 Plane : Z with accessories
 : 352000530016413/352000530016421

Peak	Freq	Level	Limit	Over	Line	ReadAntenna	Cable	Preamp	A/Pos	T/Pos	Remark
	MHz	dBuV/m	dB	dBuV/m	dBuV	dB/m	dB	dB	cm	deg	
1	30.00	23.70	-16.30	40.00	30.17	24.90	0.53	31.90	---	---	Peak
2	99.84	28.95	-22.55	43.50	34.62	17.10	1.02	31.79	---	---	Peak
3	149.31	22.17	-21.33	43.50	35.49	16.93	1.05	31.41	---	---	Peak
4	260.86	34.93	-11.07	46.00	44.76	19.67	1.68	31.18	---	---	Peak
5	484.93	26.19	-19.81	46.00	31.24	23.49	2.29	30.83	---	---	Peak
6	683.78	27.47	-18.53	46.00	30.62	25.05	2.72	30.92	---	---	Peak

Site : 03CH03-SZ
 Condition : FCC CLASS-B 3m LF_ANT35408 VERTICAL
 Mode : 27
 Setting : MCS0 Power setting 19
 Plane : Z with accessories
 : 352000530016413/352000530016421

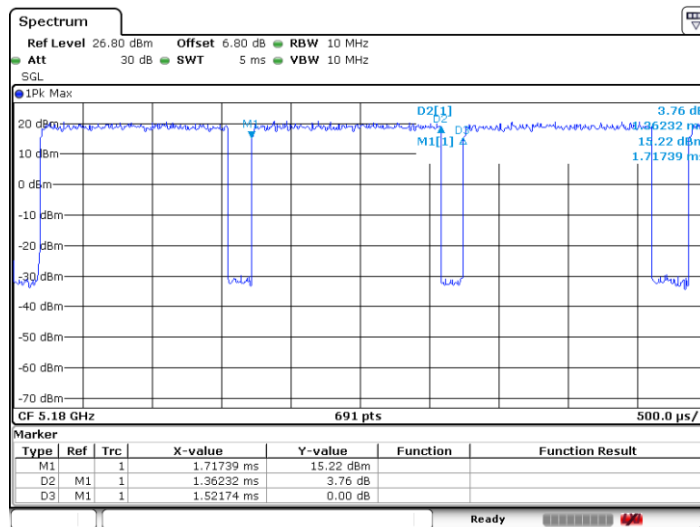
Peak	Freq	Level	Limit	Over	Line	ReadAntenna	Cable	Preamp	A/Pos	T/Pos	Remark
	MHz	dBuV/m	dB	dBuV/m	dBuV	dB/m	dB	dB	cm	deg	
1	30.00	26.40	-13.60	40.00	32.87	24.90	0.53	31.90	---	---	Peak
2	96.93	24.01	-19.49	43.50	30.16	16.53	1.00	31.60	---	---	Peak
3	153.19	25.31	-18.19	43.50	30.77	16.67	1.26	31.39	---	---	Peak
4	173.56	27.54	-15.96	43.50	41.88	15.67	1.34	31.35	---	---	Peak
5	257.95	26.36	-19.64	46.00	36.38	19.49	1.67	31.18	---	---	Peak
6	479.11	26.34	-19.66	46.00	31.52	23.38	2.28	30.84	---	---	Peak



Appendix D. Duty Cycle Plots

Band	Duty Cycle(%)	T(ms)	1/T(kHz)	VBW Setting
802.11a	89.52	1.362	0.734	1KHz
802.11ac VHT20	87.79	1.159	0.863	1KHz

802.11a



802.11ac VHT 20

