



FCC RF Test Report

APPLICANT : Motorola Mobility LLC
EQUIPMENT : Mobile Cellular Phone
BRAND NAME : Motorola
MODEL NAME : XT2341-2
FCC ID : IHDT56AM1
STANDARD : FCC Part 15 Subpart C §15.247
CLASSIFICATION : (DTS) Digital Transmission System
TEST DATE(S) : Apr. 01, 2023 ~ May 12, 2023

We, Sporton International Inc. (Kunshan), would like to declare that the tested sample has been evaluated in accordance with the test procedures and has been in compliance with the applicable technical standards.

This report contains data that were produced under subcontract by Sporton International Inc. (ShenZhen).

The test results in this report apply exclusively to the tested model / sample. Without written approval of Sporton International Inc. (Kunshan), the test report shall not be reproduced except in full.

Jason Jia



Approved by: Jason Jia

Sporton International Inc. (Kunshan)

**No. 1098, Pengxi North Road, Kunshan Economic Development Zone Jiangsu Province 215300
People's Republic of China**



TABLE OF CONTENTS

REVISION HISTORY..... 3

SUMMARY OF TEST RESULT 4

1 GENERAL DESCRIPTION..... 5

 1.1 Applicant 5

 1.2 Manufacturer 5

 1.3 Product Feature of Equipment Under Test..... 5

 1.4 Product Specification of Equipment Under Test..... 5

 1.5 Modification of EUT 5

 1.6 Specification of Accessory 6

 1.7 Testing Location 6

 1.8 Test Software 7

 1.9 Applicable Standards 7

2 TEST CONFIGURATION OF EQUIPMENT UNDER TEST..... 8

 2.1 Carrier Frequency Channel 8

 2.2 Test Mode 9

 2.3 Connection Diagram of Test System 10

 2.4 Support Unit used in test configuration and system 10

 2.5 EUT Operation Test Setup 11

 2.6 Measurement Results Explanation Example 11

3 TEST RESULT 12

 3.1 6dB and 99% Bandwidth Measurement 12

 3.2 Output Power Measurement..... 19

 3.3 Power Spectral Density Measurement 20

 3.4 Conducted Band Edges and Spurious Emission Measurement 27

 3.5 Radiated Band Edges and Spurious Emission Measurement 36

 3.6 AC Conducted Emission Measurement..... 40

 3.7 Antenna Requirements 42

4 LIST OF MEASURING EQUIPMENT..... 43

5 MEASUREMENT UNCERTAINTY 44

APPENDIX A. CONDUCTED TEST RESULTS

APPENDIX B. AC CONDUCTED EMISSION TEST RESULT

APPENDIX C. RADIATED SPURIOUS EMISSION AND PLOTS

APPENDIX D. DUTY CYCLE PLOTS

APPENDIX E. SETUP PHOTOGRAPHS



REVISION HISTORY

REPORT NO.	VERSION	DESCRIPTION	ISSUED DATE
FR332006B	Rev. 01	Initial issue of report	May 26, 2023



SUMMARY OF TEST RESULT

Report Section	FCC Rule	Description	Limit	Result	Remark
3.1	15.247(a)(2)	6dB Bandwidth	≥ 0.5MHz	Pass	-
3.1	-	99% Bandwidth	-	Report only	-
3.2	15.247(b)(3)	Peak Output Power	≤ 30dBm	Pass	-
3.3	15.247(e)	Power Spectral Density	≤ 8dBm/3kHz	Pass	-
3.4	15.247(d)	Conducted Band Edges and Spurious Emission	≤ 20dBc	Pass	-
3.5	15.247(d)	Radiated Band Edges and Spurious Emission	15.209(a) & 15.247(d)	Pass	Under limit 9.74 dB at 2498.840 MHz
3.6	15.207	AC Conducted Emission	15.207(a)	Pass	Under limit 14.80 dB at 0.159 MHz
3.7	15.203 & 15.247(b)	Antenna Requirement	15.203 & 15.247(b)	Pass	-

Remark: Not required means after assessing, test items are not necessary to carry out.

Conformity Assessment Condition:
1. The test results (PASS/FAIL) with all measurement uncertainty excluded are presented against the regulation limits or in accordance with the requirements stipulated by the applicant/manufacturer who shall bear all the risks of non-compliance that may potentially occur if measurement uncertainty is taken into account.
2. The measurement uncertainty please refer to each test result in the section "Measurement Uncertainty"
Disclaimer:
The product specifications of the EUT presented in the test report that may affect the test assessments are declared by the manufacturer who shall take full responsibility for the authenticity.



1 General Description

1.1 Applicant

Motorola Mobility LLC
222 W,Merchandise Mart Plaza, Chicago IL 60654 USA

1.2 Manufacturer

Motorola Mobility LLC
222 W,Merchandise Mart Plaza, Chicago IL 60654 USA

1.3 Product Feature of Equipment Under Test

Product Feature	
Equipment	Mobile Cellular Phone
Brand Name	Motorola
Model Name	XT2341-2
FCC ID	IHDT56AM1
IMEI Code	Conducted: 352000530005895/352000530005903 Conduction: 352000530005416/352000530005424 Radiation: 352000530016413/352000530016421
HW Version	DVT2
SW Version	TLA33.30
EUT Stage	Identical Prototype

Remark: The above EUT's information was declared by manufacturer. Please refer to the specifications or user's manual for more detailed description.

1.4 Product Specification of Equipment Under Test

Standards-related Product Specification	
Tx/Rx Frequency Range	2402 MHz ~ 2480 MHz
Number of Channels	40
Carrier Frequency of Each Channel	40 Channel(37 hopping + 3 advertising channel)
Maximum Output Power to Antenna	BluetoothLE 1Mbps : 1.97 dBm (0.0016 W) BluetoothLE 2Mbps : 1.90 dBm (0.0015 W)
99% Occupied Bandwidth	BluetoothLE 1Mbps : 1.011MHz BluetoothLE 2Mbps : 2.018MHz
Antenna Type / Gain	PIFA Antenna type with gain -3.00 dBi
Type of Modulation	Bluetooth LE : GFSK

Remark: Ant 1 in RSE test data corresponds to BT/WIFI antenna in EP.

1.5 Modification of EUT

No modifications are made to the EUT during all test items.



1.6 Specification of Accessory

Specification of Accessory				
AC Adapter 1 (US)	Brand Name	Motorola (Salcomp)	Model Name	MC-201L
AC Adapter 1 (EU)	Brand Name	Motorola (Salcomp)	Model Name	MC-202L
AC Adapter 1 (AR)	Brand Name	Motorola (Salcomp)	Model Name	MC-206L
AC Adapter 1 (BR)	Brand Name	Motorola (Salcomp)	Model Name	MC-207L
AC Adapter 1 (CHILE)	Brand Name	Motorola (Salcomp)	Model Name	MC-209L
AC Adapter 2 (US)	Brand Name	Motorola (Aohai)	Model Name	MC-201L
AC Adapter 2 (EU)	Brand Name	Motorola (Aohai)	Model Name	MC-202L
AC Adapter 2 (AR)	Brand Name	Motorola (Aohai)	Model Name	MC-206L
AC Adapter 3 (US)	Brand Name	Motorola (Aohai)	Model Name	MC-101
AC Adapter 3 (EU)	Brand Name	Motorola (Aohai)	Model Name	MC-102
AC Adapter 3 (UK)	Brand Name	Motorola (Aohai)	Model Name	MC-103
AC Adapter 3 (AU)	Brand Name	Motorola (Aohai)	Model Name	MC-105
AC Adapter 4 (US)	Brand Name	Motorola (Chenyang)	Model Name	MC-101
AC Adapter 4 (EU)	Brand Name	Motorola (Chenyang)	Model Name	MC-102
AC Adapter 4 (UK)	Brand Name	Motorola (Chenyang)	Model Name	MC-103
AC Adapter 4 (AU)	Brand Name	Motorola (Chenyang)	Model Name	MC-105
AC Adapter 5 (US)	Brand Name	Motorola (Salcomp)	Model Name	MC-101
AC Adapter 5 (EU)	Brand Name	Motorola (Salcomp)	Model Name	MC-102
AC Adapter 5 (UK)	Brand Name	Motorola (Salcomp)	Model Name	MC-103
AC Adapter 5 (AU)	Brand Name	Motorola (Salcomp)	Model Name	MC-105
Battery 1	Brand Name	Motorola (ATL)	Model Name	PC50
Battery 2	Brand Name	Motorola (SCUD)	Model Name	PC50
Earphone 1	Brand Name	Motorola (New leader)	Model Name	NLD-EM313A-20SF
Earphone 2	Brand Name	Motorola (JWELL)	Model Name	JWEP1205-L20H
USB Cable 1	Brand Name	Motorola (SAIBAO)	Model Name	SLQ-A214A
USB Cable 2	Brand Name	Motorola (JWELL)	Model Name	ATOC

1.7 Testing Location

Sporton International Inc. (Kunshan) is accredited to ISO/IEC 17025:2017 by American Association for Laboratory Accreditation with Certificate Number 5145.02.

Test Firm	Sporton International Inc. (Kunshan)		
Test Site Location	No. 1098, Pengxi North Road, Kunshan Economic Development Zone Jiangsu Province 215300 People's Republic of China TEL : +86-512-57900158		
Test Site No.	Sporton Site No.	FCC Designation No.	FCC Test Firm Registration No.
	CO01-KS TH01-KS	CN1257	314309



Sporton International Inc. (ShenZhen) is accredited to ISO/IEC 17025:2017 by American Association for Laboratory Accreditation with Certificate Number 5145.01.

Test Firm	Sporton International Inc. (ShenZhen)		
Test Location	101, 1st Floor, Block B, Building 1, No. 2, Tengfeng 4th Road, Fenghuang Community, Fuyong Street, Baoan District, Shenzhen City Guangdong Province China 518103 TEL: +86-755-33202398		
Test Site No.	Sporton Site No.	FCC Designation No.	FCC Test Firm Registration No.
	03CH03-SZ	CN1256	421272

Test data subcontracted: Radiated Spurious Emission test results in section 3.5 of this report.

1.8 Test Software

Item	Site	Manufacturer	Name	Version
1.	CO01-KS	AUDIX	E3	6.2009-8-24
2.	03CH03-SZ	AUDIX	E3	6.2009-8-24

1.9 Applicable Standards

According to the specifications of the manufacturer, the EUT must comply with the requirements of the following standards:

- 47 CFR Part 15 Subpart C §15.247
- FCC KDB 558074 D01 15.247 Meas Guidance v05r02
- ANSI C63.10-2013

Remark:

1. All test items were verified and recorded according to the standards and without any deviation during the test.
2. This EUT has also been tested and complied with the requirements of FCC Part 15, Subpart B, recorded in a separate test report.



2 Test Configuration of Equipment Under Test

2.1 Carrier Frequency Channel

Frequency Band	Channel	Freq. (MHz)	Channel	Freq. (MHz)
2400-2483.5 MHz	0	2402	21	2444
	1	2404	22	2446
	2	2406	23	2448
	3	2408	24	2450
	4	2410	25	2452
	5	2412	26	2454
	6	2414	27	2456
	7	2416	28	2458
	8	2418	29	2460
	9	2420	30	2462
	10	2422	31	2464
	11	2424	32	2466
	12	2426	33	2468
	13	2428	34	2470
	14	2430	35	2472
	15	2432	36	2474
	16	2434	37	2476
	17	2436	38	2478
	18	2438	39	2480
	19	2440	-	-
20	2442	-	-	



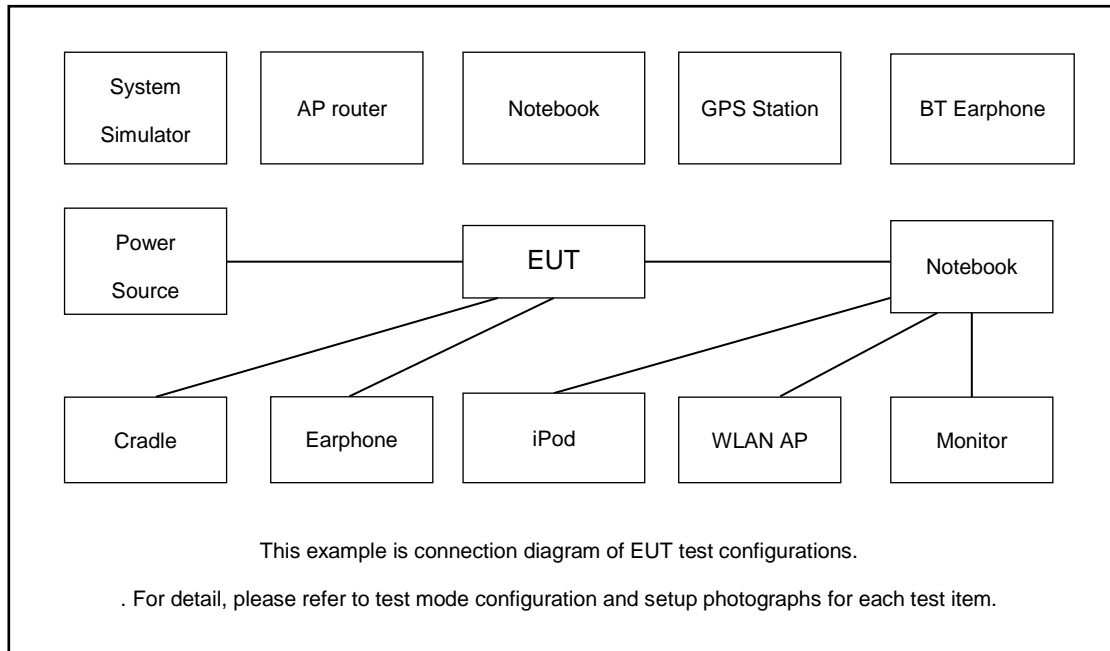
2.2 Test Mode

- a. The EUT has been associated with peripherals and configuration operated in a manner tended to maximize its emission characteristics in a typical application. Frequency range investigated: conduction emission (150 kHz to 30 MHz), radiation emission (9 kHz to the 10th harmonic of the highest fundamental frequency or to 40 GHz, whichever is lower). For radiated measurement, pre-scanned in three orthogonal panels, X, Y, Z. The worst cases (Y plane) were recorded in this report.
- b. AC power line Conducted Emission was tested under maximum output power.

The following summary table is showing all test modes to demonstrate in compliance with the standard.

Summary table of Test Cases	
Test Item	Data Rate / Modulation
	Bluetooth – LE / GFSK
Conducted TCs	Mode 1: Bluetooth Tx CH00_2402 MHz Mode 2: Bluetooth Tx CH19_2440 MHz Mode 3: Bluetooth Tx CH39_2480 MHz
Radiated TCs	Mode 1: Bluetooth Tx CH00_2402 MHz Mode 2: Bluetooth Tx CH19_2440 MHz Mode 3: Bluetooth Tx CH39_2480 MHz Mode 4: Bluetooth Tx Ch39 + LTE Band 13_Link (Co-location)
AC Conducted Emission	Mode 1: GSM 850 Idle + Bluetooth Link + WLAN Link (2.4G) + USB Cable 2(Charging from Adapter5) + Earphone 2 + Battery 1
Remark: 1. For Radiated Test Cases, The tests were performance with Adapter 1, Battery 1, Earphone 1, and USB Cable 1 2. The RSE Co-location mode is assessed from the worst BLE TX + WWAN Link mode.	

2.3 Connection Diagram of Test System



2.4 Support Unit used in test configuration and system

Item	Equipment	Trade Name	Model Name	FCC ID	Data Cable	Power Cord
1.	LTE Base Station	Anritus	MT8821C	N/A	N/A	Unshielded,1.8m
2.	WLAN AP	D-link	DIR-655	KA21R655B1	N/A	Unshielded,1.8m
3.	Notebook	Lenovo	V130-15IKB005	N/A	N/A	shielded cable DC O/P 1.8m , Unshielded AC I/P cable 1.8m
4.	Bluetooth Earphone	Lenovo	thinkplus-BH3	N/A	N/A	N/A



2.5 EUT Operation Test Setup

For BLE function, the engineering test program was provided and enabled to make EUT continuous transmit.

For AC power line conducted emissions, the EUT was set to connect with the WLAN AP under large package sizes transmission.

2.6 Measurement Results Explanation Example

For all conducted test items:

The offset level is set in the spectrum analyzer to compensate the RF cable loss and attenuator factor between EUT conducted output port and spectrum analyzer. With the offset compensation, the spectrum analyzer reading level is exactly the EUT RF output level.

Example :

The spectrum analyzer offset is derived from RF cable loss and attenuator factor.

Offset = RF cable loss + attenuator factor.

Following shows an offset computation example with cable loss 6.0 dB

$$\begin{aligned} \text{Offset(dB)} &= \text{RF cable loss(dB)} \\ &= 6.0 \text{ (dB)} \end{aligned}$$

3 Test Result

3.1 6dB and 99% Bandwidth Measurement

3.1.1 Limit of 6dB and 99% Bandwidth

The minimum 6 dB bandwidth shall be at least 500 kHz.

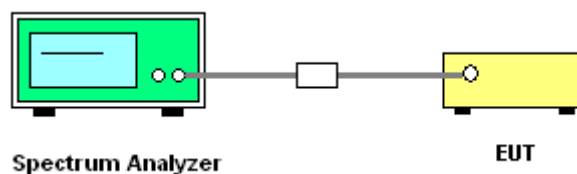
3.1.2 Measuring Instruments

The section 4.0 of List of Measuring Equipment of this test report is used for test.

3.1.3 Test Procedures

1. The testing follows ANSI C63.10-2013 clause 11.8
2. The RF output of EUT was connected to the spectrum analyzer by RF cable and attenuator. The path loss was compensated to the results for each measurement.
3. Set to the maximum power setting and enable the EUT transmit continuously.
4. Make the measurement with the spectrum analyzer's resolution bandwidth (RBW) = 100 kHz. Set the Video bandwidth (VBW) = 300 kHz. In order to make an accurate measurement. The 6 dB bandwidth must be greater than 500 kHz.
5. For 99% Bandwidth Measurement, the spectrum analyzer's resolution bandwidth (RBW) is set 1% to 5% of the 99% OBW and the VBW is set to 3 times of the RBW.
6. Measure and record the results in the test report.

3.1.4 Test Setup



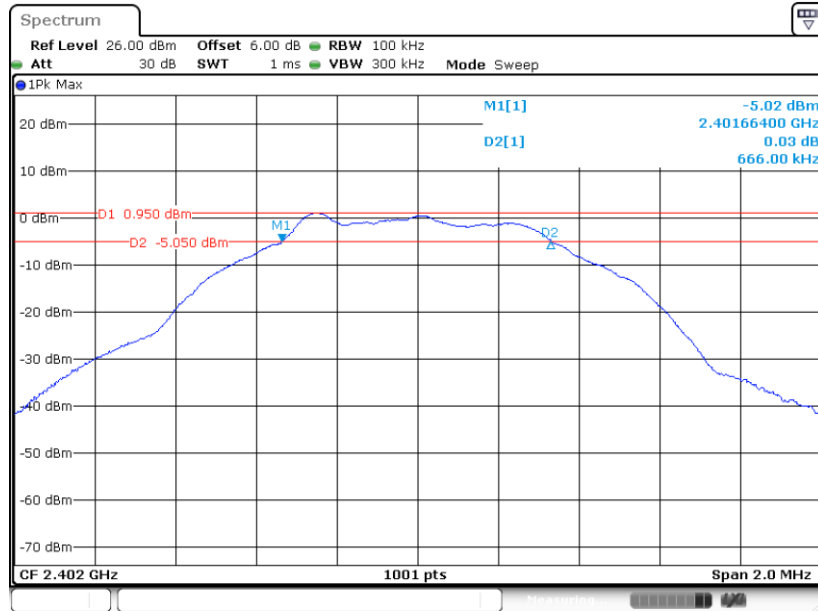


3.1.5 Test Result of 6dB Bandwidth

Please refer to Appendix A.

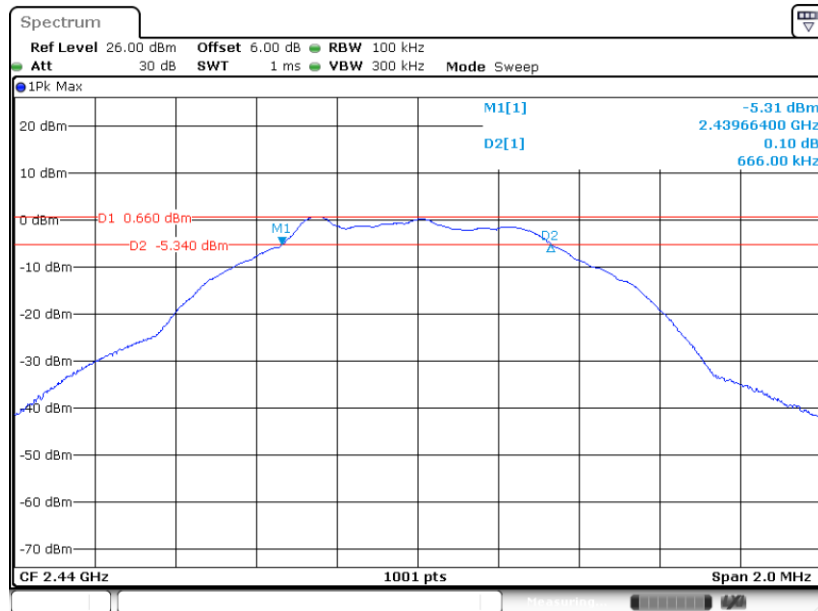
Bluetooth LE 1Mbps

6 dB Bandwidth Plot on Channel 00



Date: 11.APR.2023 09:48:11

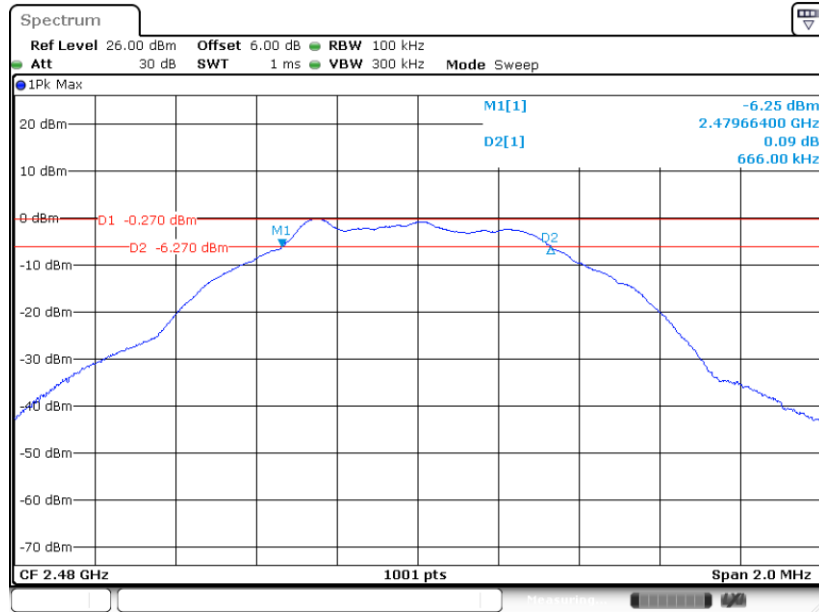
6 dB Bandwidth Plot on Channel 19



Date: 11.APR.2023 09:51:35



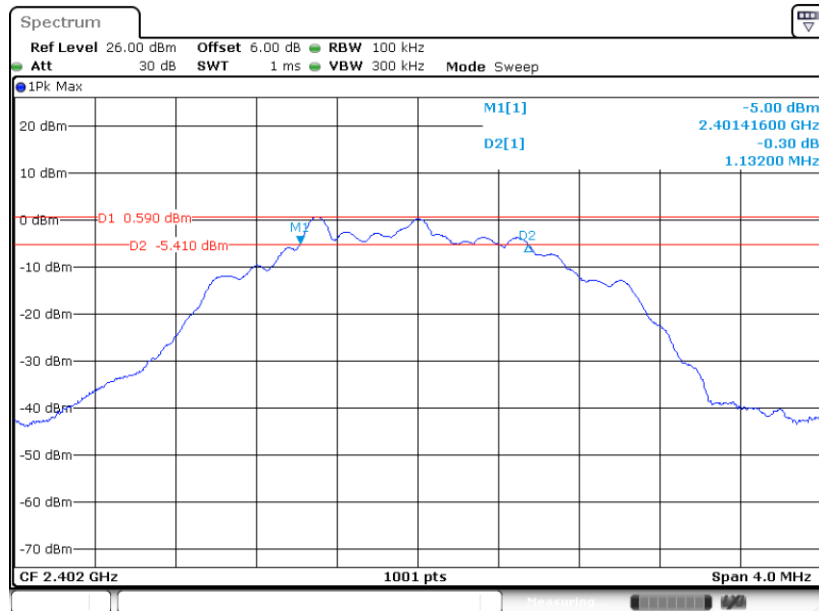
6 dB Bandwidth Plot on Channel 39



Date: 11.APR.2023 09:53:54

Bluetooth LE 2Mbps

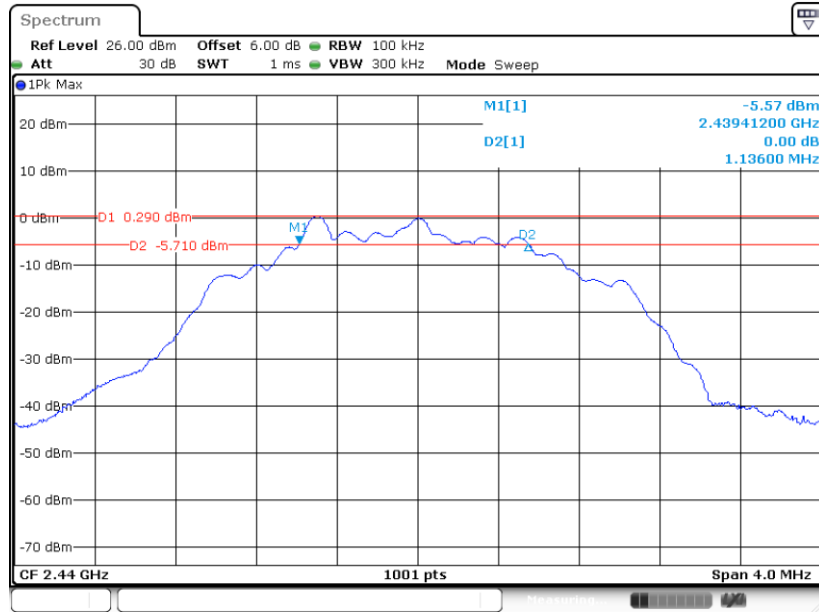
6 dB Bandwidth Plot on Channel 00



Date: 11.APR.2023 09:57:50

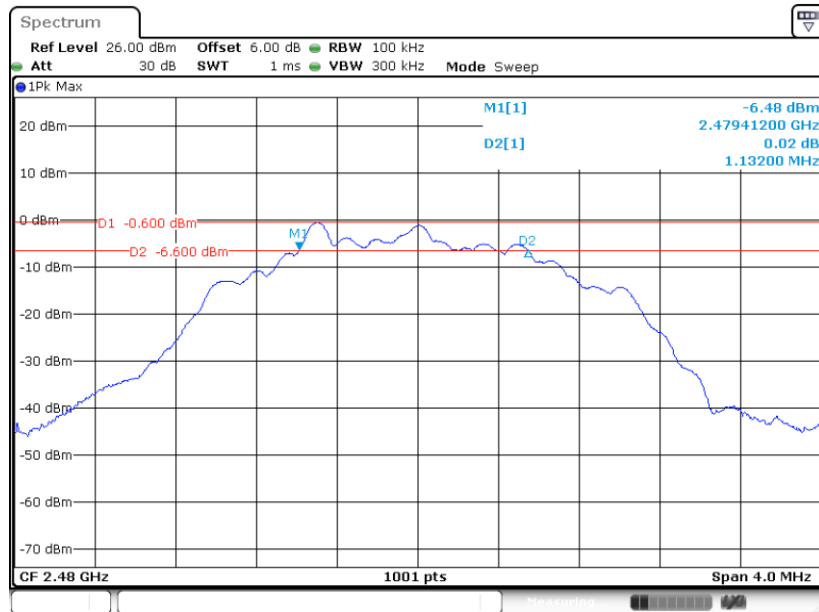


6 dB Bandwidth Plot on Channel 19



Date: 11.APR.2023 10:00:55

6 dB Bandwidth Plot on Channel 39



Date: 11.APR.2023 10:02:45

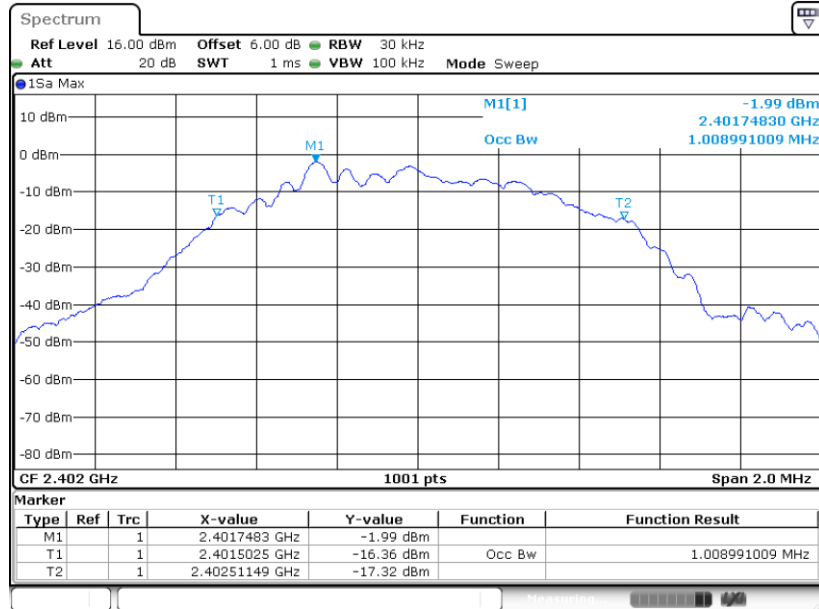


3.1.6 Test Result of 99% Occupied Bandwidth

Please refer to Appendix A.

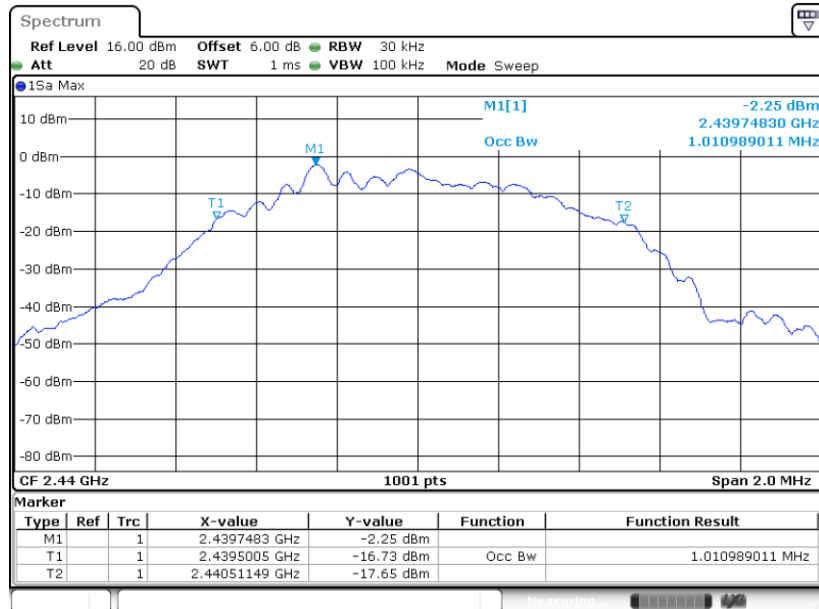
Bluetooth LE 1Mbps

99% Occupied Bandwidth Plot on Channel 00



Date: 11.APR.2023 09:49:57

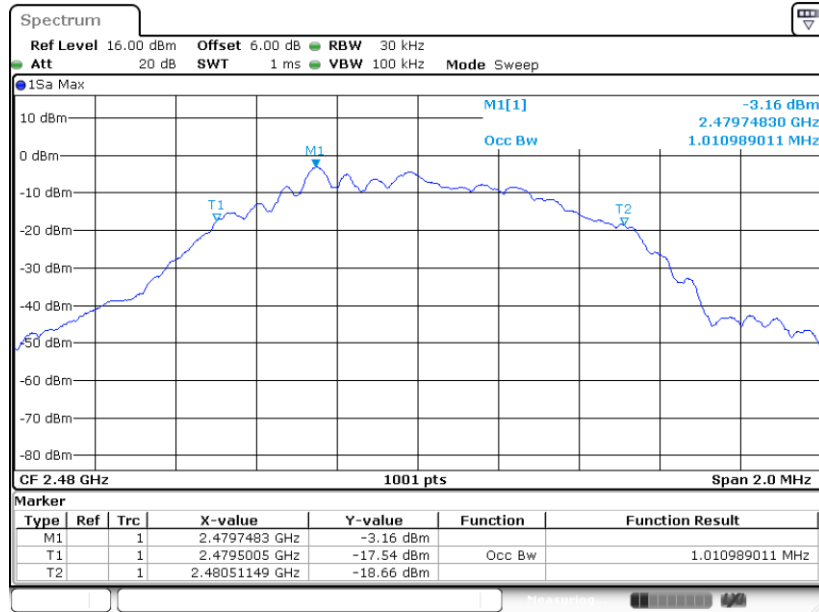
99% Occupied Bandwidth Plot on Channel 19



Date: 11.APR.2023 09:53:02



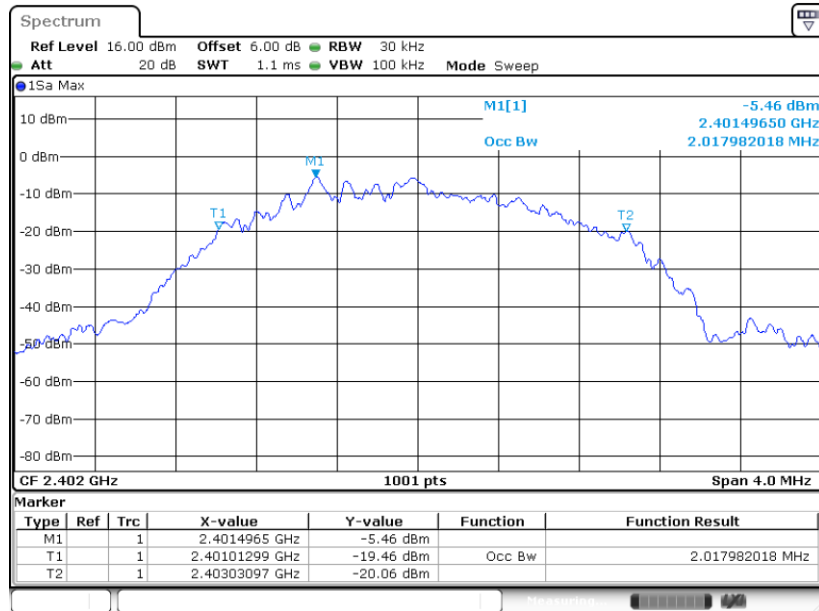
99% Occupied Bandwidth Plot on Channel 39



Date: 11.APR.2023 09:55:40

Bluetooth LE 2Mbps

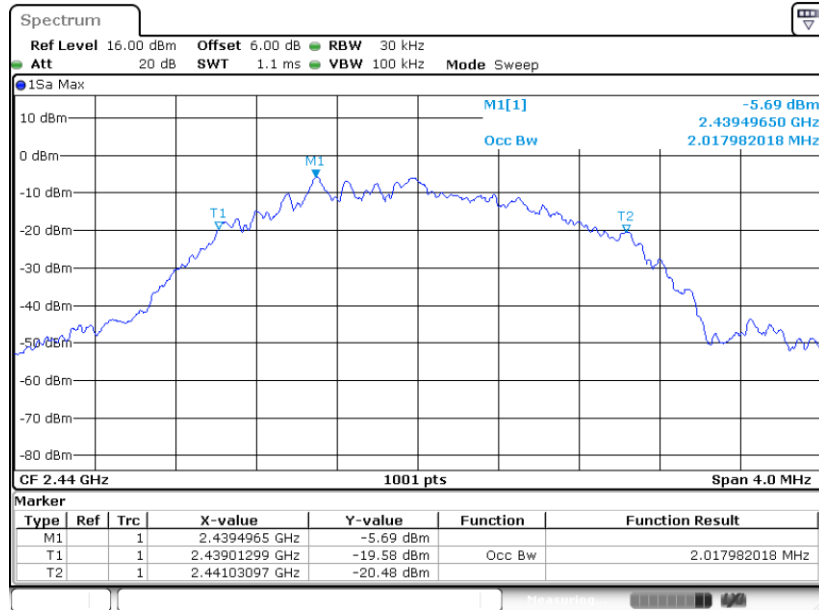
99% Occupied Bandwidth Plot on Channel 00



Date: 11.APR.2023 09:58:37

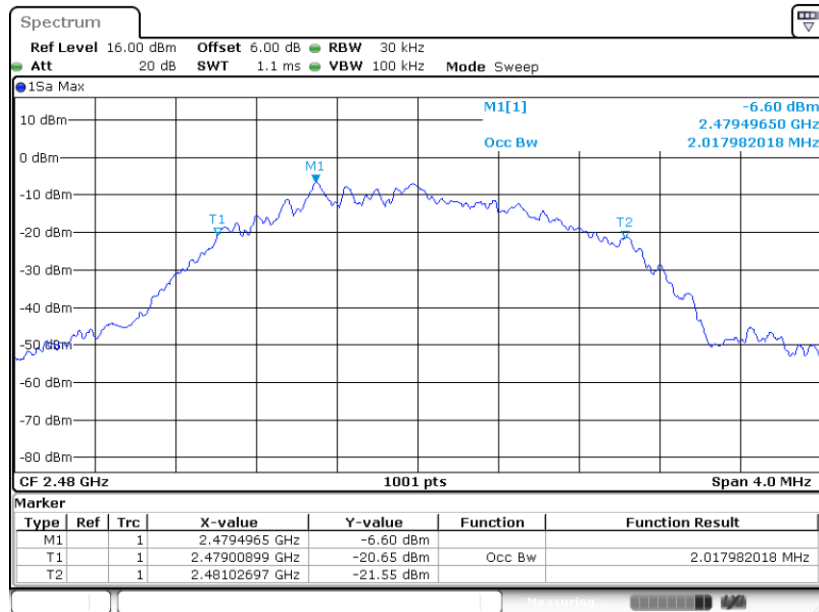


99% Occupied Bandwidth Plot on Channel 19



Date: 11.APR.2023 10:01:42

99% Occupied Bandwidth Plot on Channel 39



Date: 11.APR.2023 10:03:31

Note : The occupied channel bandwidth is maintained within the band of operation for all of the modulations.

3.2 Output Power Measurement

3.2.1 Limit of Output Power

For systems using digital modulation in the 2400-2483.5MHz, the limit for peak output power is 30dBm. If transmitting antenna of directional gain greater than 6dBi is used, the peak output power from the intentional radiator shall be reduced below the above stated value by the amount in dB that the directional gain of the antenna exceeds 6 dBi. In case of point-to-point operation, the limit has to be reduced by 1dB for every 3dB that the directional gain of the antenna exceeds 6dBi.

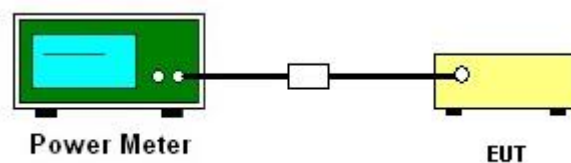
3.2.2 Measuring Instruments

The section 4.0 of List of Measuring Equipment of this test report is used for test.

3.2.3 Test Procedures

1. The testing follows the Measurement Procedure of ANSI C63.10-2013 clause 11.9.1.3 PKPM1 Peak power meter or ANSI C63.10-2013 clause 11.9.2.3.1 Method AVGPM method.
2. The RF output of EUT was connected to the power meter by RF cable and attenuator. The path loss was compensated to the results for each measurement.
3. Set to the maximum power setting and enable the EUT transmit continuously.
4. Measure the conducted output power and record the results in the test report.

3.2.4 Test Setup



3.2.5 Test Result of Peak Output Power

Please refer to Appendix A.

3.2.6 Test Result of Average Output Power (Reporting Only)

Please refer to Appendix A.

3.3 Power Spectral Density Measurement

3.3.1 Limit of Power Spectral Density

The peak power spectral density shall not be greater than 8dBm in any 3kHz band at any time interval of continuous transmission.

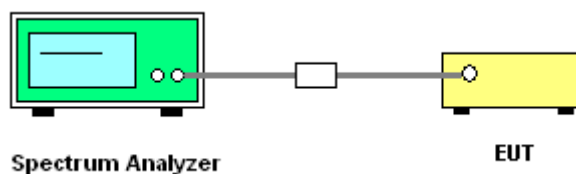
3.3.2 Measuring Instruments

The section 4.0 of List of Measuring Equipment of this test report is used for test.

3.3.3 Test Procedures

1. The testing follows Measurement Procedure of ANSI C63.10-2013 clause 11.10.2 Method PKPSD.
2. The RF output of EUT was connected to the spectrum analyzer by RF cable and attenuator. The path loss was compensated to the results for each measurement.
3. Set to the maximum power setting and enable the EUT transmit continuously.
4. Make the measurement with the spectrum analyzer's resolution bandwidth (RBW) = 3 kHz. Video bandwidth VBW = 10 kHz In order to make an accurate measurement, set the span to 1.5 times DTS Channel Bandwidth. (6dB BW)
5. Detector = peak, Sweep time = auto couple, Trace mode = max hold, Allow trace to fully stabilize. Use the peak marker function to determine the maximum power level.
6. Measure and record the results in the test report.
7. The Measured power density (dBm)/ 100kHz is a reference level and used as 20dBc down limit line for Conducted Band Edges and Conducted Spurious Emission.

3.3.4 Test Setup



3.3.5 Test Result of Power Spectral Density

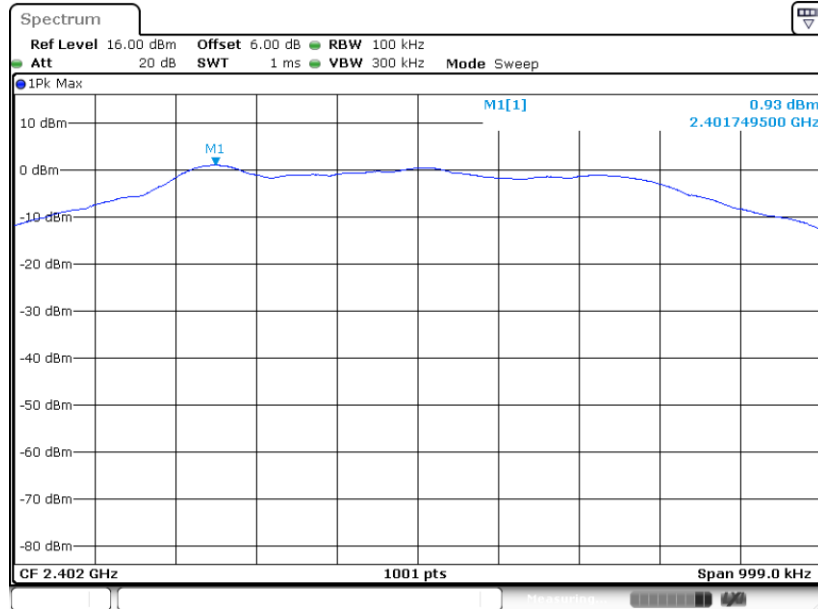
Please refer to Appendix A.



3.3.6 Test Result of Power Spectral Density Plots (100kHz)

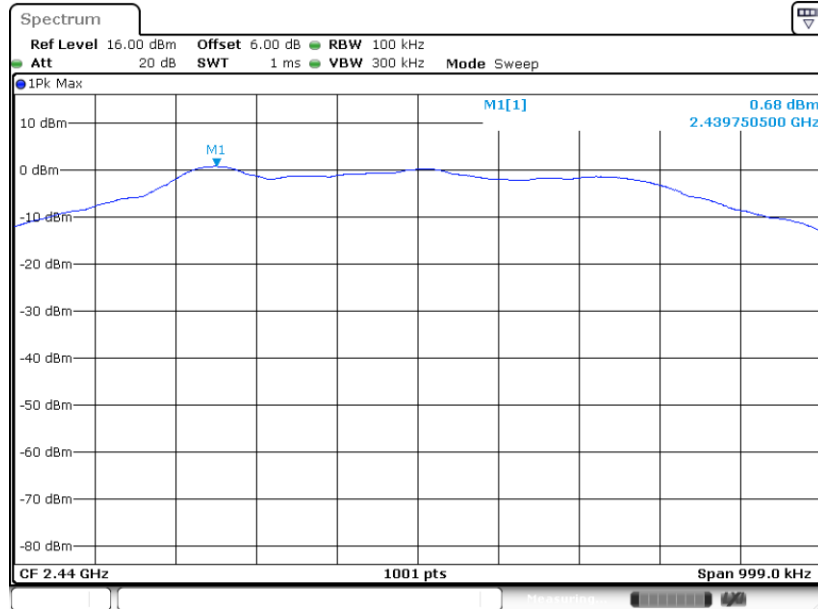
Bluetooth LE 1Mbps

PSD 100kHz Plot on Channel 00



Date: 11.APR.2023 09:48:49

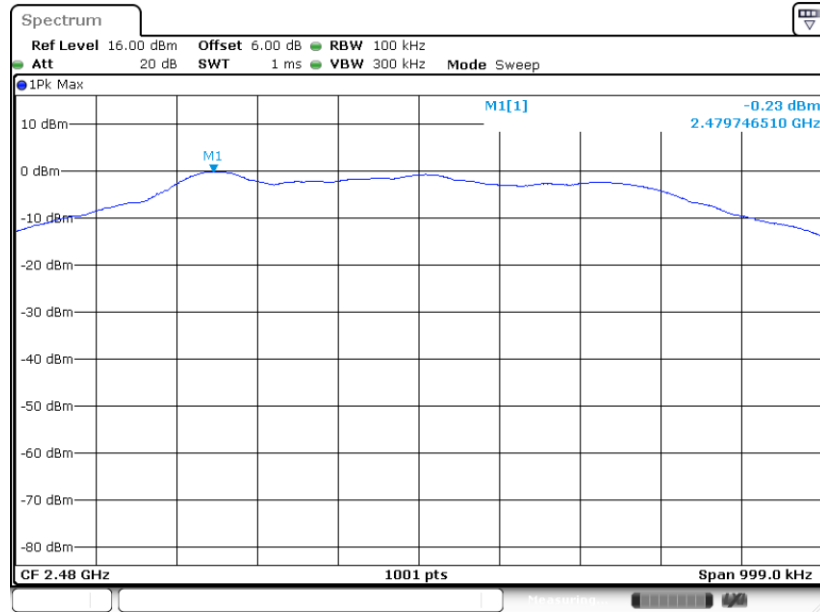
PSD 100kHz Plot on Channel 19



Date: 11.APR.2023 09:52:13



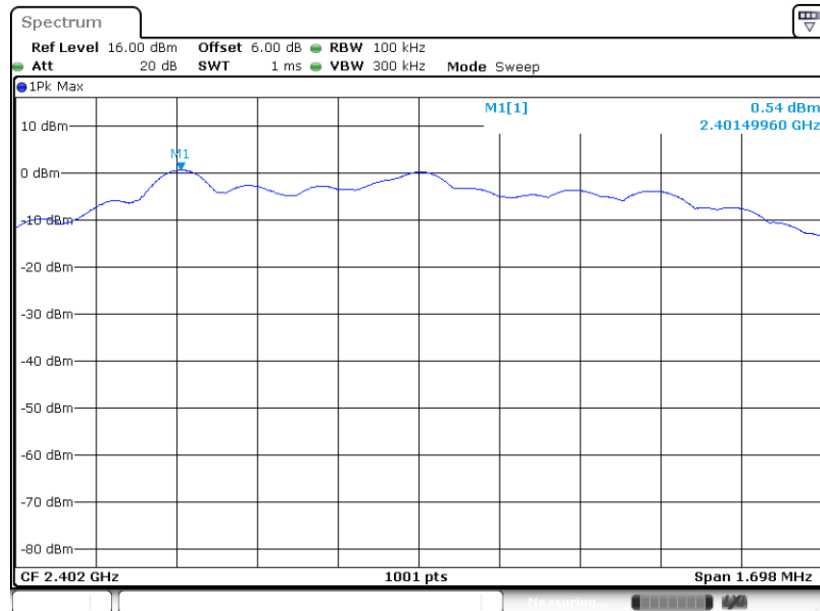
PSD 100kHz Plot on Channel 39



Date: 11.APR.2023 09:54:32

Bluetooth LE 2Mbps

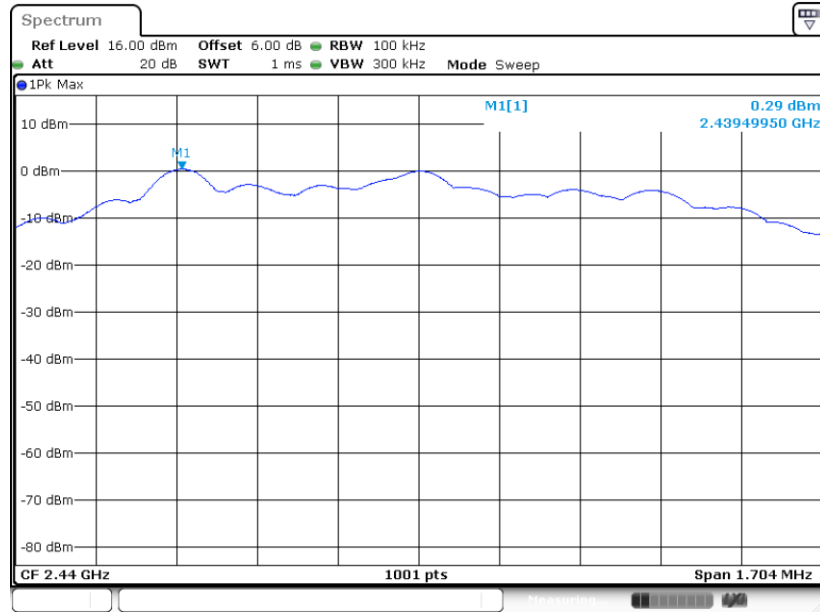
PSD 100kHz Plot on Channel 00



Date: 11.APR.2023 09:58:28

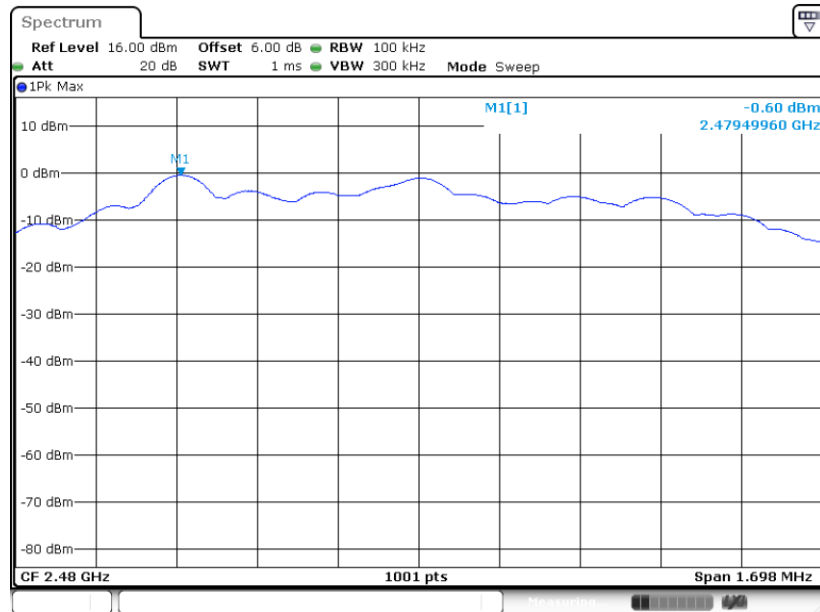


PSD 100kHz Plot on Channel 19



Date: 11.APR.2023 10:01:33

PSD 100kHz Plot on Channel 39



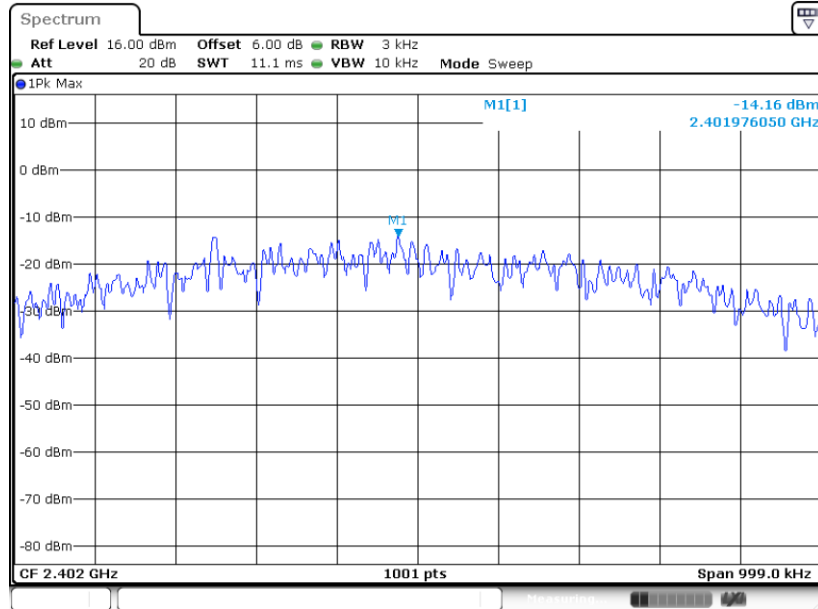
Date: 11.APR.2023 10:03:22



3.3.7 Test Result of Power Spectral Density Plots (3kHz)

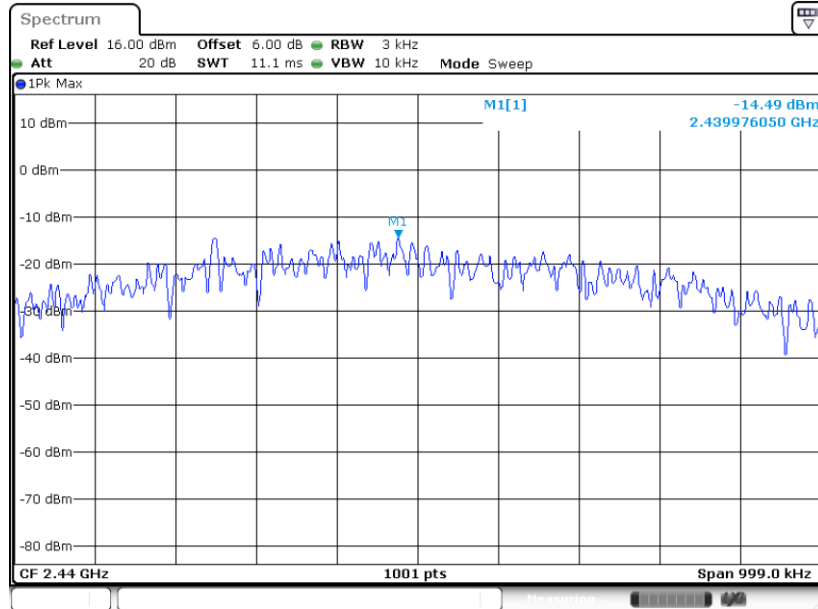
Bluetooth LE 1Mbps

PSD 3kHz Plot on Channel 00



Date: 11.APR.2023 09:48:30

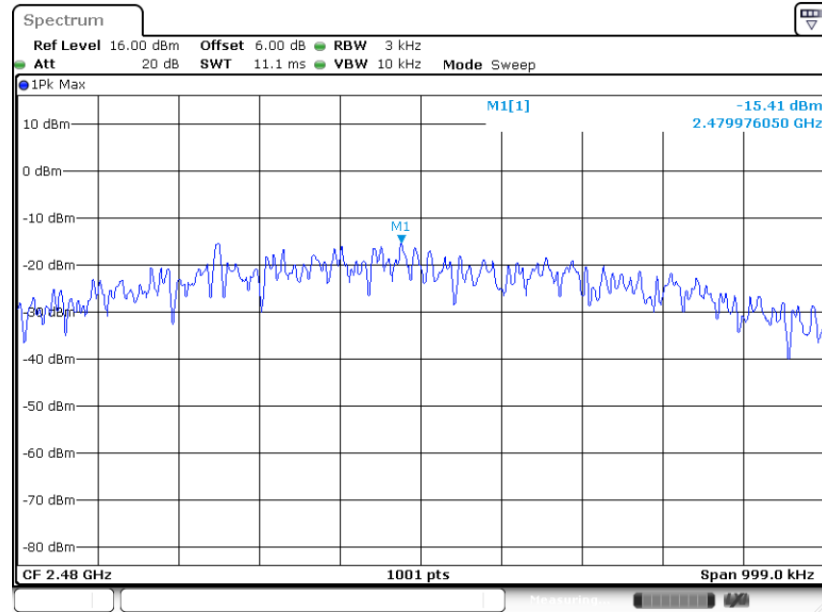
PSD 3kHz Plot on Channel 19



Date: 11.APR.2023 09:51:54



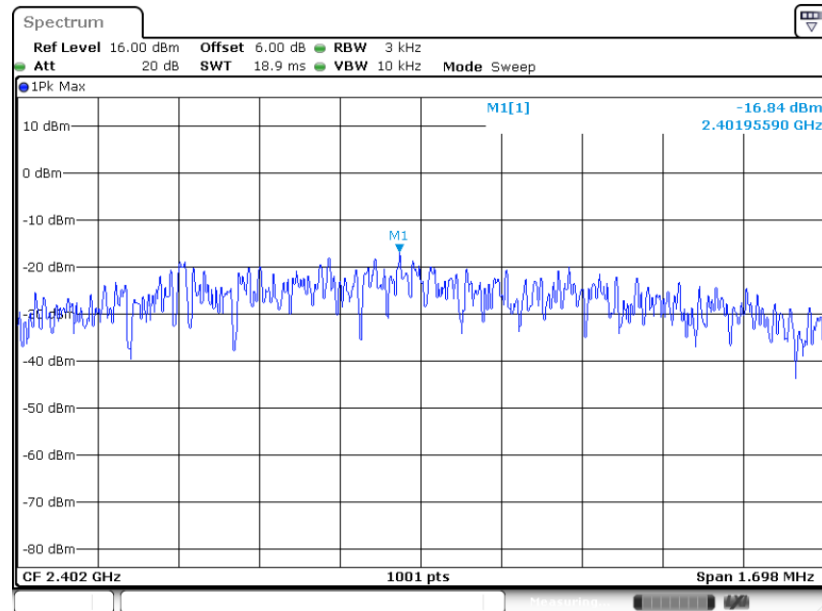
PSD 3kHz Plot on Channel 39



Date: 11.APR.2023 09:54:13

Bluetooth LE 2Mbps

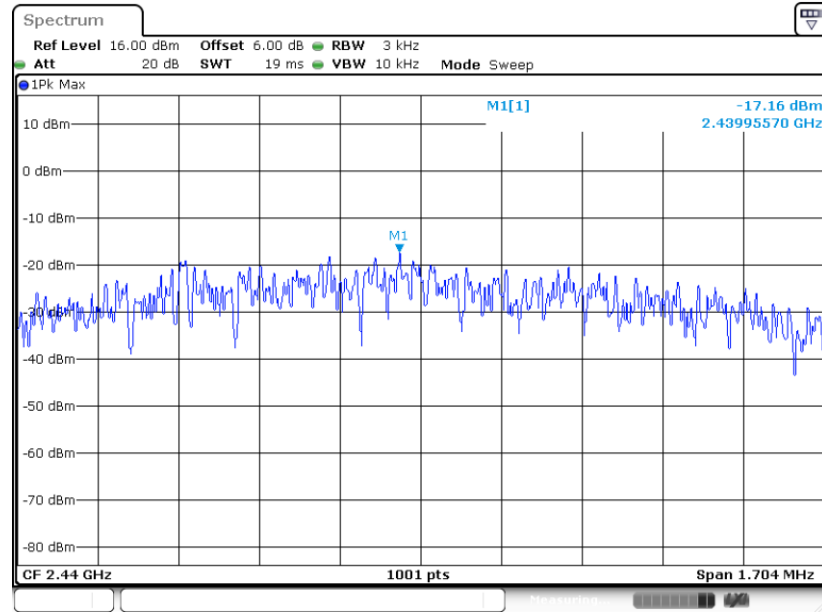
PSD 3kHz Plot on Channel 00



Date: 11.APR.2023 09:58:09

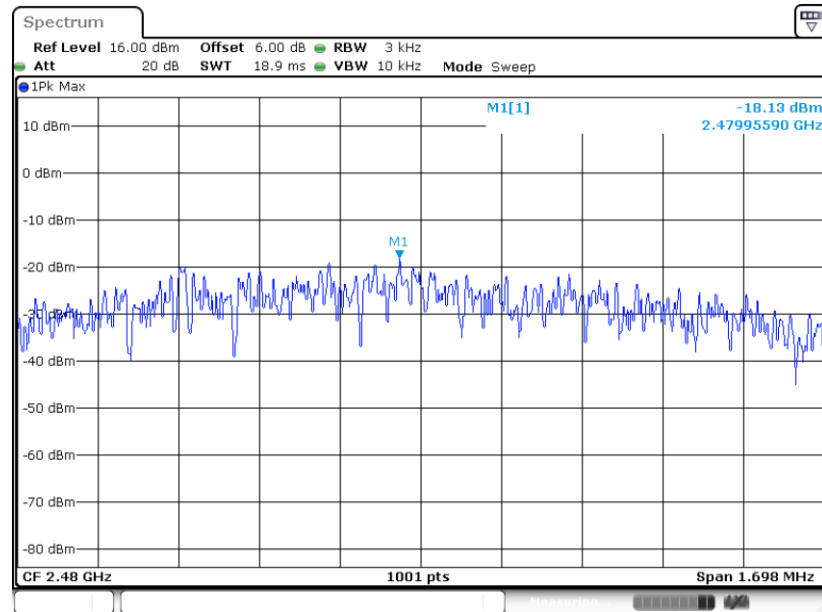


PSD 3kHz Plot on Channel 19



Date: 11.APR.2023 10:01:14

PSD 3kHz Plot on Channel 39



Date: 11.APR.2023 10:03:03

3.4 Conducted Band Edges and Spurious Emission Measurement

3.4.1 Limit of Conducted Band Edges and Spurious Emission

All harmonics/spurious must be at least 20 dB down from the highest emission level within the authorized band.

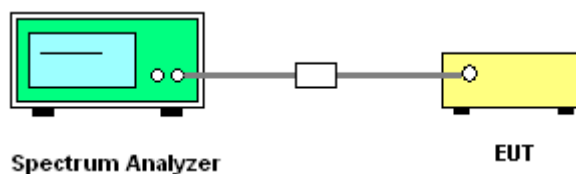
3.4.2 Measuring Instruments

The section 4.0 of List of Measuring Equipment of this test report is used for test.

3.4.3 Test Procedure

1. The testing follows ANSI C63.10-2013 clause 11.13
2. The RF output of EUT was connected to the spectrum analyzer by RF cable and attenuator. The path loss was compensated to the results for each measurement.
3. Set to the maximum power setting and enable the EUT transmit continuously.
4. Set RBW = 100 kHz, VBW=300 kHz, Peak Detector. Unwanted Emissions measured in any 100 kHz bandwidth outside of the authorized frequency band shall be attenuated by at least 20 dB relative to the maximum in-band peak PSD level in 100 kHz when maximum peak conducted output power procedure is used. If the transmitter complies with the conducted power limits based on the use of RMS averaging over a time interval, the attenuation required under this paragraph shall be 30 dB instead of 20 dB.
5. Measure and record the results in the test report.
6. The RF fundamental frequency should be excluded against the limit line in the operating frequency band.

3.4.4 Test Setup

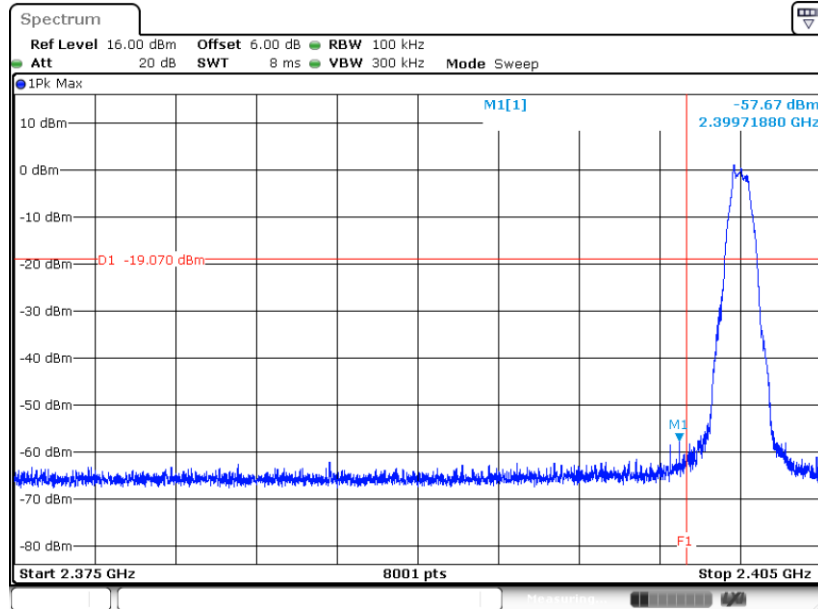




3.4.5 Test Result of Conducted Band Edges Plots

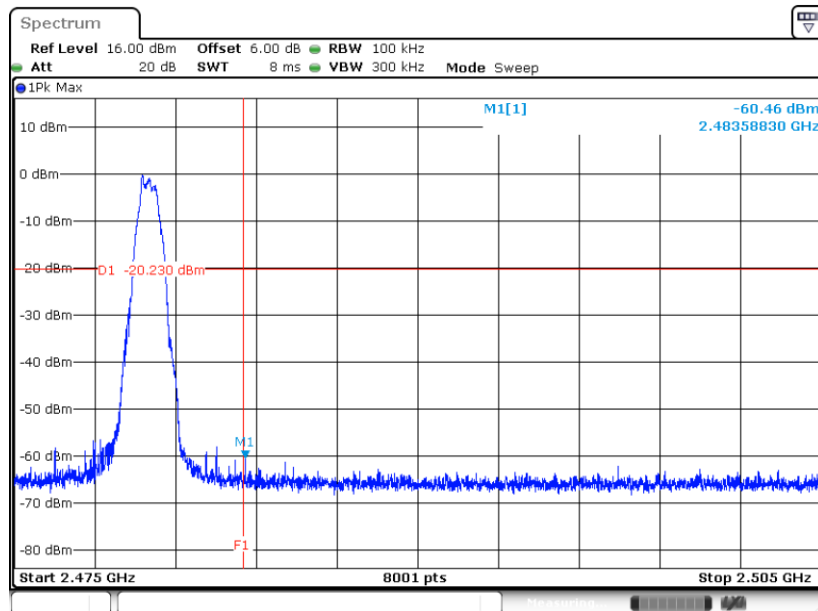
Bluetooth LE 1Mbps

Low Band Edge Plot on Channel 00



Date: 11.APR.2023 09:49:08

High Band Edge Plot on Channel 39

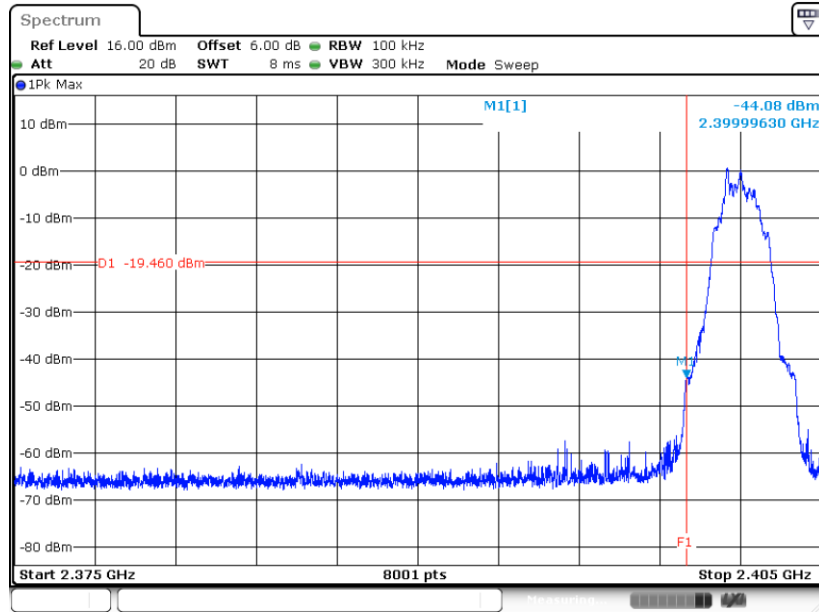


Date: 11.APR.2023 09:56:19



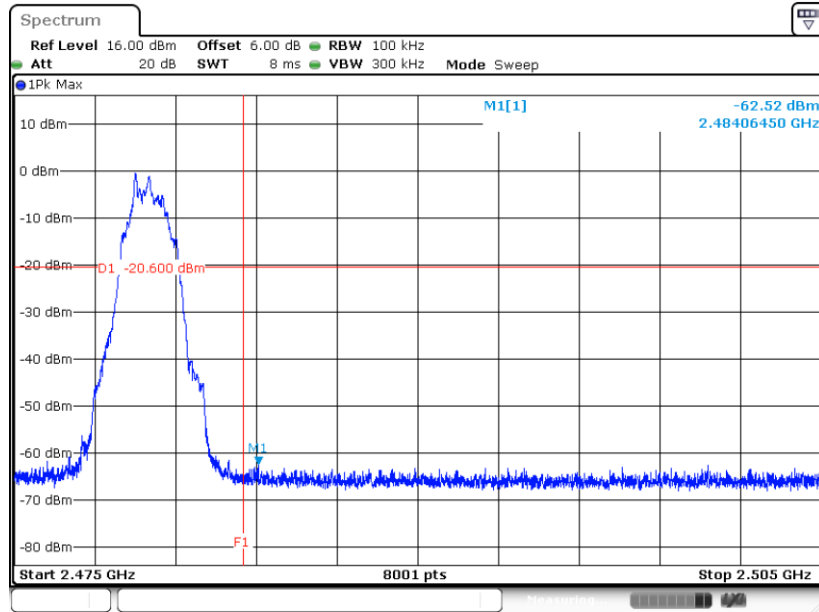
Bluetooth LE 2Mbps

Low Band Edge Plot on Channel 00



Date: 11.APR.2023 09:59:20

High Band Edge Plot on Channel 39



Date: 11.APR.2023 10:05:17

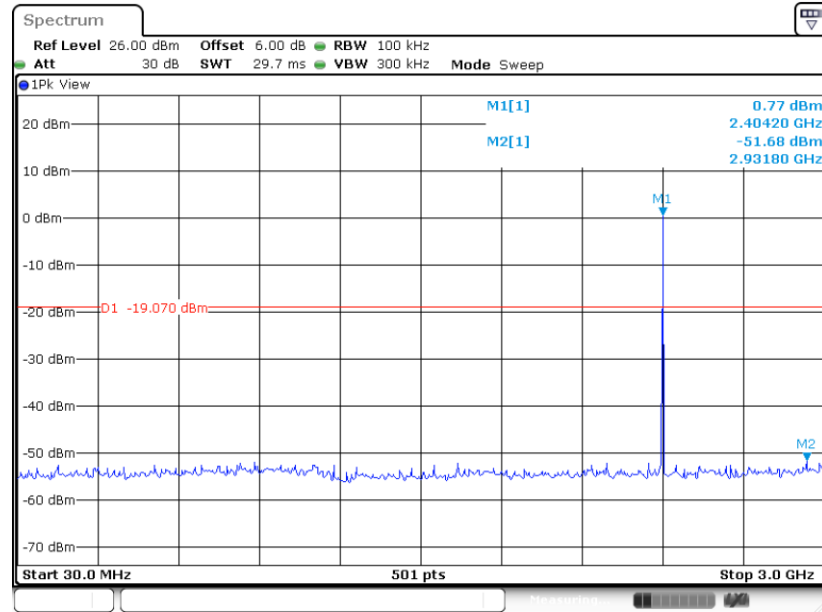


3.4.6 Test Result of Conducted Spurious Emission Plots

Bluetooth LE 1Mbps

Conducted Spurious Emission Plot on Bluetooth LE 1Mbps

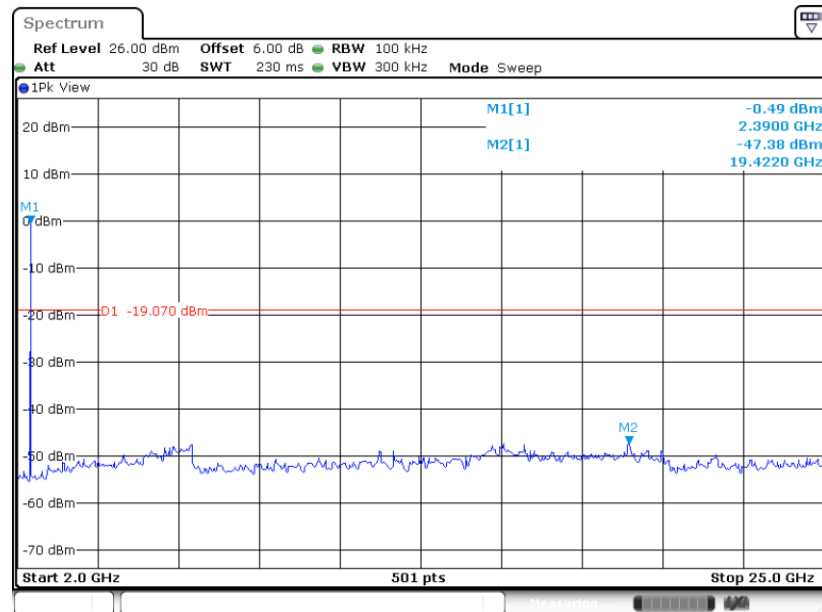
GFSK Channel 00



Date: 11.APR.2023 09:50:27

Conducted Spurious Emission Plot on Bluetooth LE 1Mbps

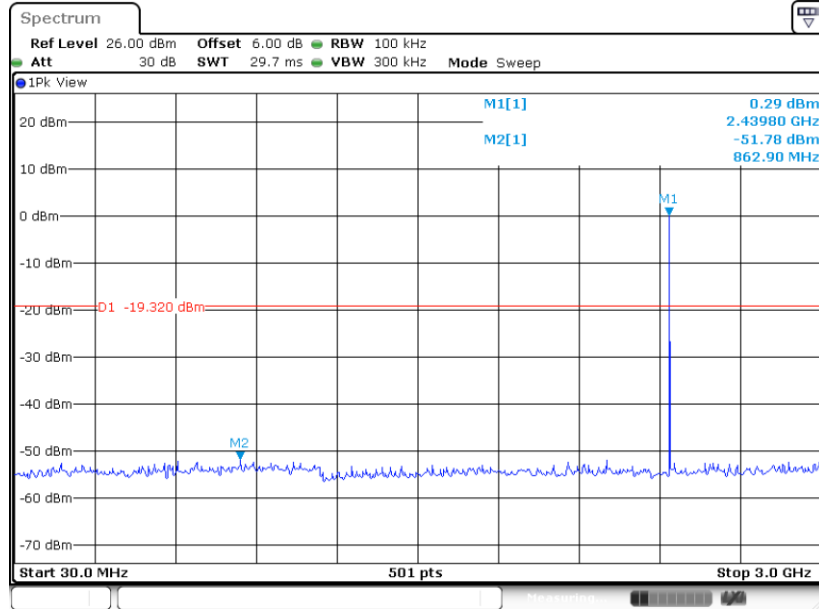
GFSK Channel 00



Date: 11.APR.2023 09:50:39

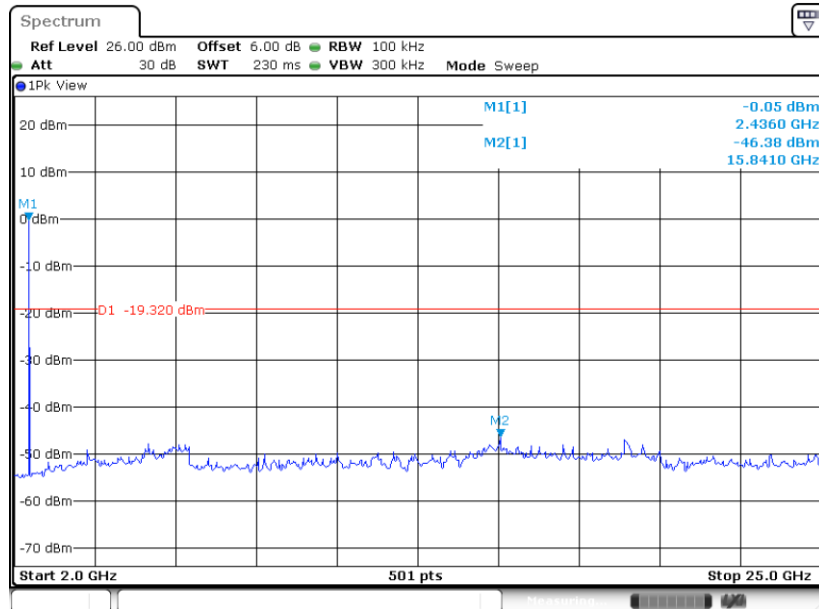


Conducted Spurious Emission Plot on Bluetooth LE 1Mbps GFSK Channel 19



Date: 11.APR.2023 09:52:33

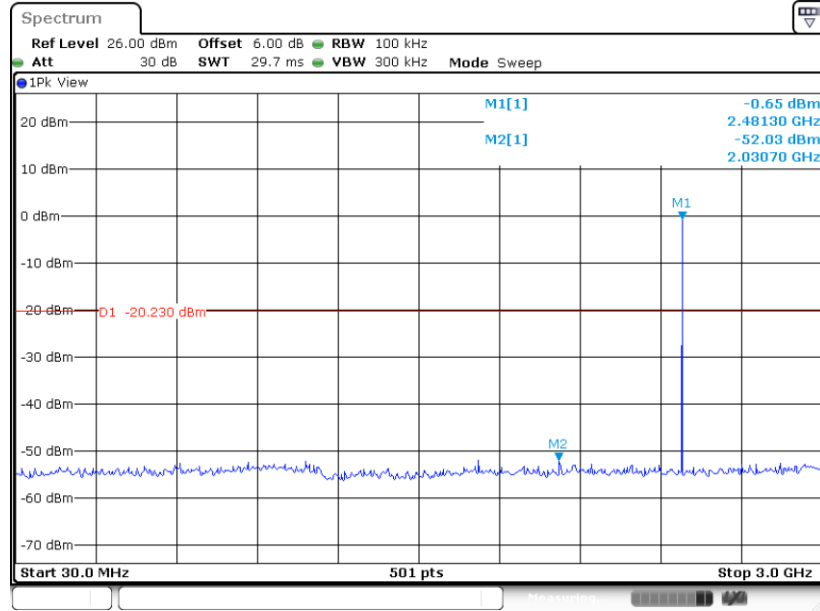
Conducted Spurious Emission Plot on Bluetooth LE 1Mbps GFSK Channel 19



Date: 11.APR.2023 09:52:53

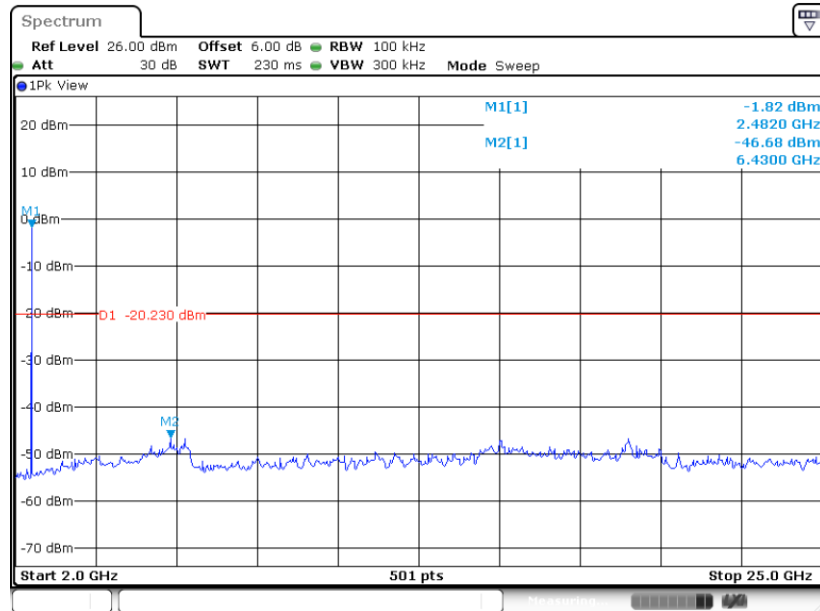


Conducted Spurious Emission Plot on Bluetooth LE 1Mbps GFSK Channel 39



Date: 11.APR.2023 09:55:11

Conducted Spurious Emission Plot on Bluetooth LE 1Mbps GFSK Channel 39

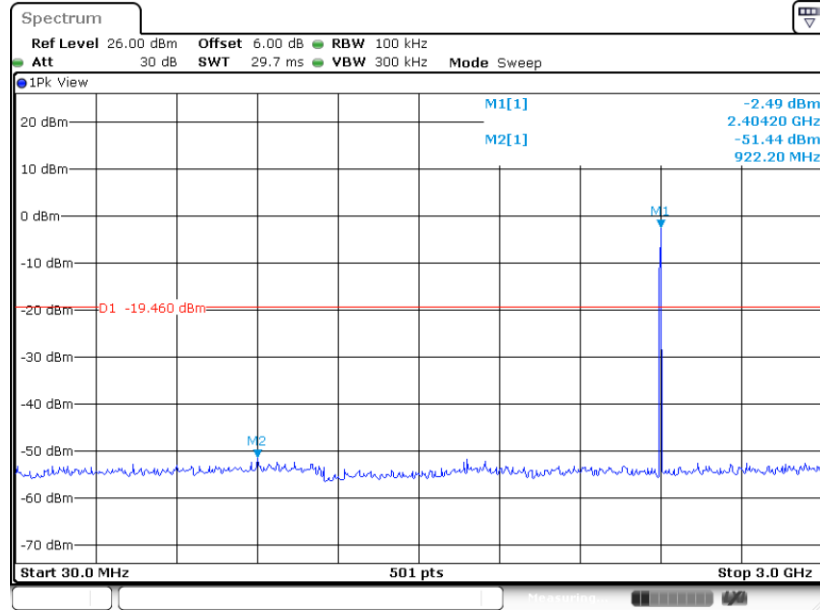


Date: 11.APR.2023 09:55:31



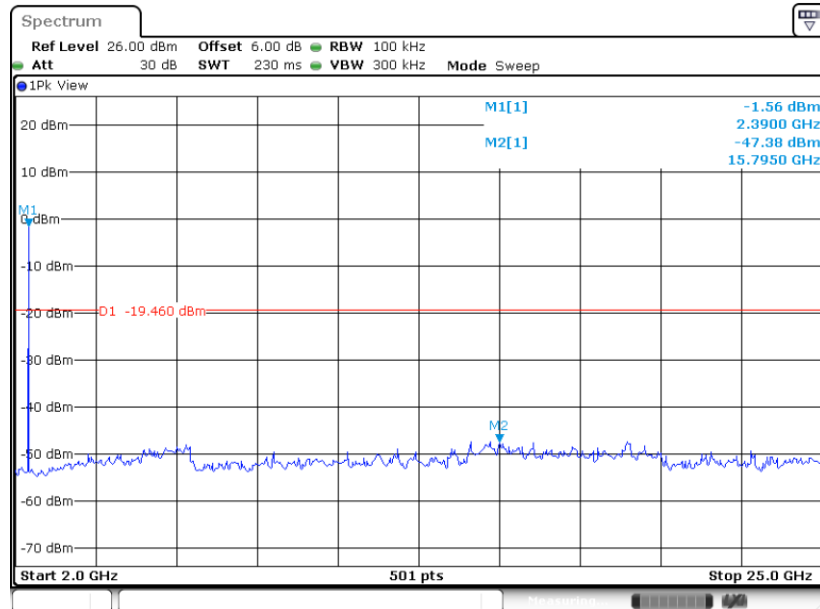
Bluetooth LE 2Mbps

Conducted Spurious Emission Plot on Bluetooth LE 2Mbps GFSK Channel 00



Date: 11.APR.2023 10:00:05

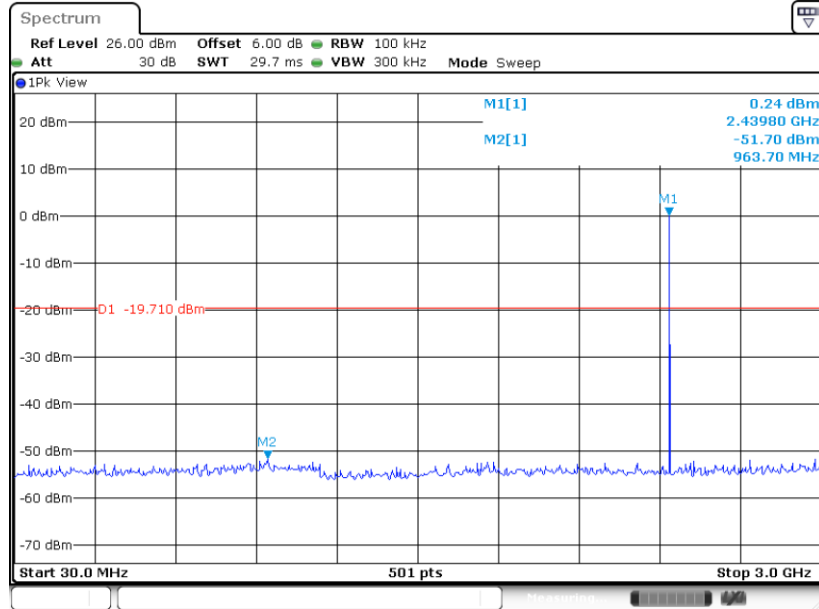
Conducted Spurious Emission Plot on Bluetooth LE 2Mbps GFSK Channel 00



Date: 11.APR.2023 10:00:16

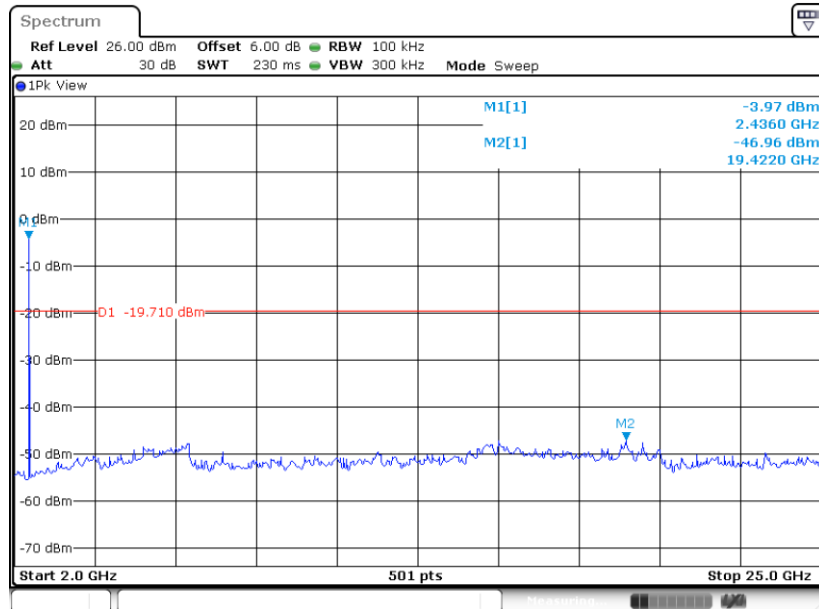


Conducted Spurious Emission Plot on Bluetooth LE 2Mbps GFSK Channel 19



Date: 11.APR.2023 10:02:03

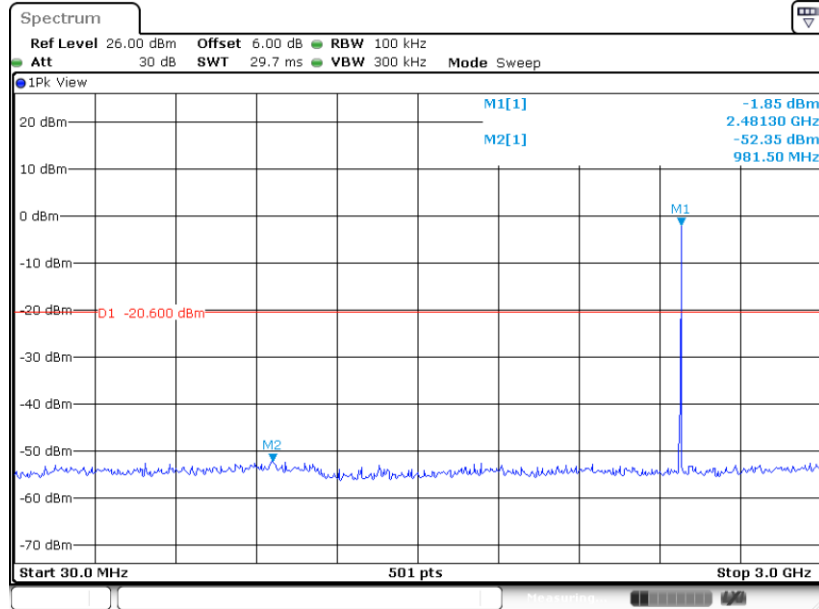
Conducted Spurious Emission Plot on Bluetooth LE 2Mbps GFSK Channel 19



Date: 11.APR.2023 10:02:14

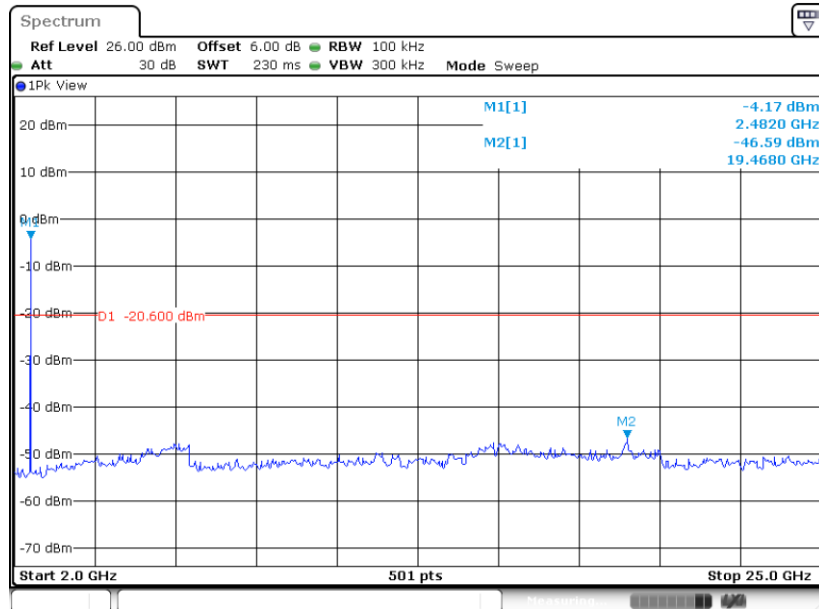


Conducted Spurious Emission Plot on Bluetooth LE 2Mbps GFSK Channel 39



Date: 11.APR.2023 10:04:41

Conducted Spurious Emission Plot on Bluetooth LE 2Mbps GFSK Channel 39



Date: 11.APR.2023 10:04:53



3.5 Radiated Band Edges and Spurious Emission Measurement

3.5.1 Limit of Radiated Band Edges and Spurious Emission

In any 100 kHz bandwidth outside the intentional radiator frequency band, all harmonics/spurious must be at least 20 dB below the highest emission level within the authorized band. If the output power of this device was measured by spectrum analyzer, the attenuation under this paragraph shall be 30 dB instead of 20 dB. In addition, radiated emissions which fall in the restricted bands must also comply with the limits as below.

Frequency (MHz)	Field Strength (microvolts/meter)	Measurement Distance (meters)
0.009 – 0.490	2400/F(kHz)	300
0.490 – 1.705	24000/F(kHz)	30
1.705 – 30.0	30	30
30 – 88	100	3
88 – 216	150	3
216 - 960	200	3
Above 960	500	3

3.5.2 Measuring Instruments

The section 4.0 of List of Measuring Equipment of this test report is used for test.

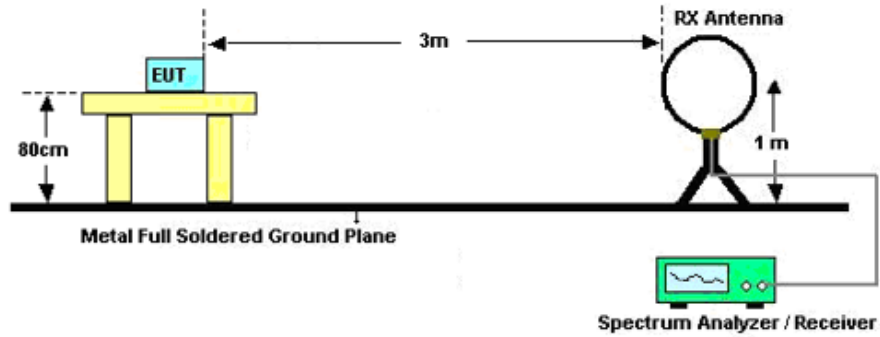


3.5.3 Test Procedures

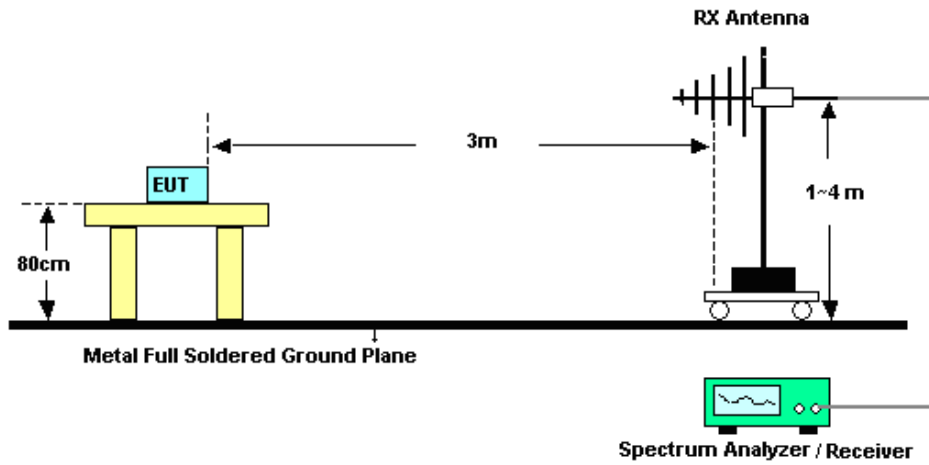
1. The testing follows ANSI C63.10-2013 clause 11.11 & 11.12
2. The EUT was arranged to its worst case and then tune the antenna tower (from 1 m to 4 m) and turntable (from 0 degree to 360 degrees) to find the maximum reading. A pre-amp and a high pass filter are used for the test in order to get better signal level.
3. The EUT was placed on a turntable with 0.8 meter for frequency below 1GHz and 1.5 meter for frequency above 1GHz respectively above ground.
4. The EUT was set 3 meters from the interference receiving antenna, which was mounted on the top of a variable height antenna tower.
5. Corrected Reading: Antenna Factor + Cable Loss + Read Level - Preamp Factor = Level
6. For testing below 1GHz, if the emission level of the EUT in peak mode was 3 dB lower than the limit specified, then peak values of EUT will be reported, otherwise, the emissions will be repeated one by one using the CISPR quasi-peak method and reported.
7. For testing above 1GHz, the emission level of the EUT in peak mode was 20dB lower than peak limit (that means the emission level in average mode also complies with the limit in average mode), then peak values of EUT will be reported, otherwise, the emissions will be measured in average mode again and reported.
8. Use the following spectrum analyzer settings:
 - (1) Span shall wide enough to fully capture the emission being measured;
 - (2) Set RBW=100 kHz for $f < 1$ GHz; $VBW \geq RBW$; Sweep = auto; Detector function = peak; Trace = max hold;
 - (3) Set RBW = 1 MHz, VBW= 3MHz for $f \geq 1$ GHz for peak measurement.
For average measurement:
 - $VBW = 10$ Hz, when duty cycle is no less than 98 percent.
 - $VBW \geq 1/T$, when duty cycle is less than 98 percent where T is the minimum transmission duration over which the transmitter is on and is transmitting at its maximum power control level for the tested mode of operation.

3.5.4 Test Setup

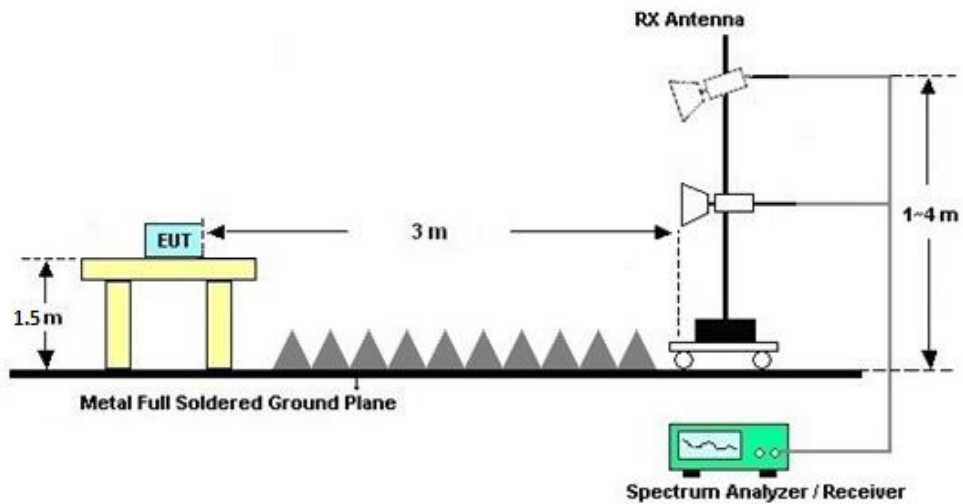
For radiated emissions below 30MHz



For radiated emissions from 30MHz to 1GHz



For radiated emissions above 1GHz





3.5.5 Test Results of Radiated Spurious Emissions (9 kHz ~ 30 MHz)

The low frequency, which started from 9 kHz to 30MHz, was pre-scanned and the result which was 20dB lower than the limit line was not reported.

There is a comparison data of both open-field test site and semi-Anechoic chamber, and the result came out very similar.

3.5.6 Test Result of Radiated Spurious at Band Edges

Please refer to Appendix C

3.5.7 Duty Cycle

Please refer to AppendixD.

3.5.8 Test Result of Radiated Spurious Emission (30MHz ~ 10th Harmonic or 40GHz, whichever is lower)

Please refer to Appendix C



3.6 AC Conducted Emission Measurement

3.6.1 Limit of AC Conducted Emission

For equipment that is designed to be connected to the public utility (AC) power line, the radio frequency voltage that is conducted back onto the AC power line on any frequency or frequencies within the band 150 kHz to 30 MHz shall not exceed the limits in the following table.

Frequency of emission (MHz)	Conducted limit (dBµV)	
	Quasi-peak	Average
0.15-0.5	66 to 56*	56 to 46*
0.5-5	56	46
5-30	60	50

*Decreases with the logarithm of the frequency.

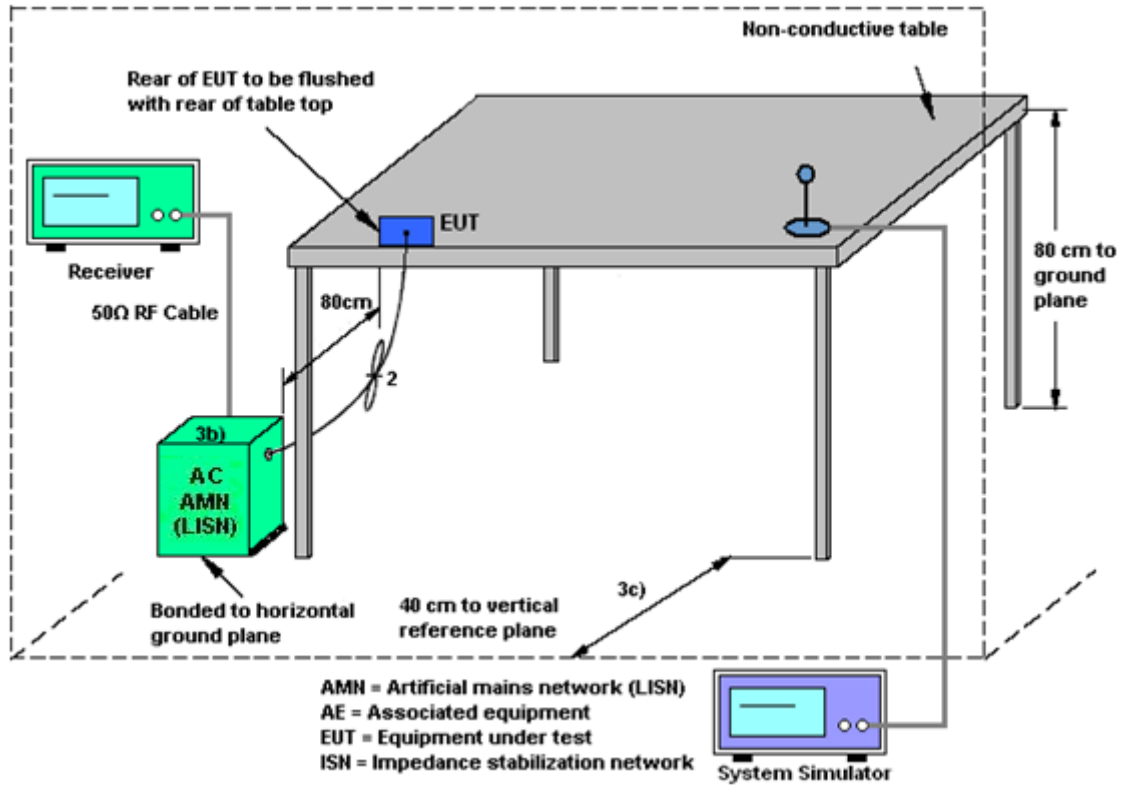
3.6.2 Measuring Instruments

The section 4.0 of List of Measuring Equipment of this test report is used for test.

3.6.3 Test Procedures

1. The EUT was placed 0.4 meter from the conducting wall of the shielding room was kept at least 80 centimeters from any other grounded conducting surface.
2. Connect EUT to the power mains through a line impedance stabilization network (LISN).
3. All the support units are connecting to the other LISN.
4. The LISN provides 50 ohm coupling impedance for the measuring instrument.
5. The FCC states that a 50 ohm, 50 microhenry LISN should be used.
6. Both sides of AC line were checked for maximum conducted interference.
7. The frequency range from 150 kHz to 30 MHz was searched.
8. Set the test-receiver system to Peak Detect Function and specified bandwidth (IF Bandwidth = 9kHz) with Maximum Hold Mode. Then measurement is also conducted by Average Detector and Quasi-Peak Detector Function respectively.

3.6.4 Test Setup



3.6.5 Test Result of AC Conducted Emission

Please refer to Appendix B.



3.7 Antenna Requirements

3.7.1 Standard Applicable

If directional gain of transmitting antennas is greater than 6dBi, the power shall be reduced by the same level in dB comparing to gain minus 6dBi. The use of a permanently attached antenna or of an antenna that uses a unique coupling to the intentional radiator shall be considered sufficient to comply with the rule.

3.7.2 Antenna Anti-Replacement Construction

An embedded-in antenna design is used.

3.7.3 Antenna Gain

The antenna peak gain of EUT is less than 6 dBi. Therefore, it is not necessary to reduce maximum peak output power limit.



4 List of Measuring Equipment

Instrument	Manufacturer	Model No.	Serial No.	Characteristics	Calibration Date	Test Date	Due Date	Remark
Spectrum Analyzer	R&S	FSV30	101338	10Hz~30GHz	May 24, 2022	Apr. 11, 2023 ~Apr .23, 2023	May 23, 2023	Conducted (TH01-KS)
Spectrum Analyzer	R&S	FSV40	101040	10Hz~40GHz	Oct. 12, 2022	Apr. 11, 2023 ~Apr .23, 2023	Oct. 11, 2023	Conducted (TH01-KS)
Pulse Power Senor	Anritsu	MA2411B	0917070	300MHz~40GHz	Jan. 05, 2023	Apr. 11, 2023 ~Apr .23, 2023	Jan. 04, 2024	Conducted (TH01-KS)
EMI Test Receiver&SA	KEYSIGHT	N9038A	MY54450083	20Hz~8.4GHz	Apr. 06, 2022	Apr. 01, 2023 ~May 12, 2023	Apr. 05, 2023	Radiation (03CH03-SZ)
EMI Test Receiver&SA	KEYSIGHT	N9038A	MY54450083	20Hz~8.4GHz	Apr. 04, 2023		Apr. 03, 2024	Radiation (03CH03-SZ)
EXA Spectrum Analyzer	KEYSIGHT	N9010A	MY55150246	10Hz~44GHz;	Apr. 06, 2022	Apr. 01, 2023 ~May 12, 2023	Apr. 05, 2023	Radiation (03CH03-SZ)
EXA Spectrum Analyzer	KEYSIGHT	N9010A	MY55150246	10Hz~44GHz;	Apr. 04, 2023		Apr. 03, 2024	Radiation (03CH03-SZ)
Loop Antenna	R&S	HFH2-Z2	100354	9kHz~30MHz	Jul. 28, 2022	Apr. 01, 2023 ~May 12, 2023	Jul. 27, 2024	Radiation (03CH03-SZ)
Bilog Antenna	TeseQ	CBL6112D	35408	30MHz-2GHz	Aug. 09, 2021	Apr. 01, 2023 ~May 12, 2023	Aug. 08, 2023	Radiation (03CH03-SZ)
Double Ridge Horn Antenna	SCHWARZBECK	BBHA9120D	9120D-1355	1GHz~18GHz	Apr. 08, 2022	Apr. 01, 2023 ~May 12, 2023	Apr. 07, 2023	Radiation (03CH03-SZ)
Double Ridge Horn Antenna	SCHWARZBECK	BBHA9120D	9120D-1355	1GHz~18GHz	Apr. 08, 2023		Apr. 07, 2024	Radiation (03CH03-SZ)
HF Amplifier	MITEQ	TTA1840-35-HG	1871923	18GHz~40GHz	Jul. 06, 2022	Apr. 01, 2023 ~May 12, 2023	Jul.05, 2023	Radiation (03CH03-SZ)
SHF-EHF Horn	com-power	AH-840	101071	18Ghz-40GHz	Apr. 10, 2022	Apr. 01, 2023 ~May 12, 2023	Apr. 09, 2023	Radiation (03CH03-SZ)
SHF-EHF Horn	com-power	AH-840	101071	18Ghz-40GHz	Apr. 08, 2023		Apr. 07, 2024	Radiation (03CH03-SZ)
Amplifier	Burgeon	BPA-530	102211	0.01Hz~3000MHz	Oct. 19, 2022	Apr. 01, 2023 ~May 12, 2023	Oct. 18, 2023	Radiation (03CH03-SZ)
HF Amplifier	MITEQ	AMF-7D-00101800-30-10P-R	1943528	1GHz~18GHz	Oct. 19, 2022	Apr. 01, 2023 ~May 12, 2023	Oct. 18, 2023	Radiation (03CH03-SZ)
Amplifier	Agilent Technologies	83017A	MY39501302	500MHz~26.5GHz	Dec. 26, 2022	Apr. 01, 2023 ~May 12, 2023	Dec. 25, 2023	Radiation (03CH03-SZ)
AC Power Source	Chroma	61601	616010002729	1 N/A	Nov. 10, 2022	Apr. 01, 2023 ~May 12, 2023	Nov. 09, 2023	Radiation (03CH03-SZ)
Turn Table	EM	EM1000	N/A	0~360 degree	NCR	Apr. 01, 2023 ~May 12, 2023	NCR	Radiation (03CH03-SZ)
Antenna Mast	EM	EM1000	N/A	1 m~4 m	NCR	Apr. 01, 2023 ~May 12, 2023	NCR	Radiation (03CH03-SZ)
EMI Receiver	R&S	ESCI7	100768	9kHz~7GHz;	May 24, 2022	Apr. 19, 2023	May 23, 2023	Conduction (CO01-KS)
AC LISN (for auxiliary equipment)	MessTec	AN3016	060103	9kHz~30MHz	Oct. 13, 2022	Apr. 19, 2023	Oct. 12, 2023	Conduction (CO01-KS)
AC LISN	MessTec	AN3016	060105	9kHz~30MHz	May 24, 2022	Apr. 19, 2023	May 23, 2023	Conduction (CO01-KS)
AC Power Source	Chroma	61602	ABP000000811	AC 0V~300V, 45Hz~1000Hz	Oct. 12, 2022	Apr. 19, 2023	Oct. 11, 2023	Conduction (CO01-KS)

NCR: No Calibration Required



5 Measurement Uncertainty

The measurement uncertainties shown below were calculated in accordance with the requirements of ANSI 63.10-2013. All the measurement uncertainty value were shown with a coverage K=2 to indicate 95% level of confidence. The measurement data show herein meets or exceeds the CISPR measurement uncertainty values specified in CISPR 16-4-2 and can be compared directly to specified limit to determine compliance.

Uncertainty of Conducted Measurement

Test Item	Uncertainty
Conducted Power	±0.46 dB
Conducted Emissions	±0.48 dB
Occupied Channel Bandwidth	±0.001 %
Conducted Power Spectral Density	±0.40 dB

Uncertainty of Conducted Emission Measurement (150 kHz ~ 30 MHz)

Measuring Uncertainty for a Level of Confidence of 95% (U = 2Uc(y))	2.94dB
---	--------

Uncertainty of Radiated Emission Measurement (30 MHz ~ 1000 MHz)

Measuring Uncertainty for a Level of Confidence of 95% (U = 2Uc(y))	5.0dB
---	-------

Uncertainty of Radiated Emission Measurement (1000 MHz ~ 18000 MHz)

Measuring Uncertainty for a Level of Confidence of 95% (U = 2Uc(y))	4.9dB
---	-------

Uncertainty of Radiated Emission Measurement (18000 MHz ~ 40000 MHz)

Measuring Uncertainty for a Level of Confidence of 95% (U = 2Uc(y))	5.0dB
---	-------

----- THE END -----



Appendix A. Conducted Test Results

Bluetooth Low Energy

Test Engineer:	ai kun	Temperature:	20~26	°C
Test Date:	2023/4/11~2023/4/23	Relative Humidity:	40~51	%

BLE 1M

TEST RESULTS DATA
6dB and 99% Occupied Bandwidth

Mod.	Data Rate	N _{TX}	CH.	Freq. (MHz)	99% Occupied BW (MHz)	6dB BW (MHz)	6dB BW Limit (MHz)	Pass/Fail
BLE	1Mbps	1	0	2402	1.009	0.67	0.50	Pass
BLE	1Mbps	1	19	2440	1.011	0.67	0.50	Pass
BLE	1Mbps	1	39	2480	1.011	0.67	0.50	Pass

TEST RESULTS DATA
Peak Power Table

Mod.	Data Rate	N _{TX}	CH.	Freq. (MHz)	Peak Conducted Power (dBm)	Conducted Power Limit (dBm)	DG (dBi)	EIRP Power (dBm)	EIRP Power Limit (dBm)	Pass /Fail
BLE	1Mbps	1	0	2402	1.97	30.00	-3.00	-1.03	36.00	Pass
BLE	1Mbps	1	19	2440	1.56	30.00	-3.00	-1.44	36.00	Pass
BLE	1Mbps	1	39	2480	0.91	30.00	-3.00	-2.09	36.00	Pass

TEST RESULTS DATA
Average Power Table
(Reporting Only)

Mod.	Data Rate	N _{TX}	CH.	Freq. (MHz)	Duty Factor (dB)	Average Conducted Power (dBm)
BLE	1Mbps	1	0	2402	4.99	1.41
BLE	1Mbps	1	19	2440	4.99	1.36
BLE	1Mbps	1	39	2480	4.99	0.71

TEST RESULTS DATA
Peak Power Density

Mod.	Data Rate	N _{TX}	CH.	Freq. (MHz)	Peak PSD (dBm /100kHz)	Peak PSD (dBm /3kHz)	DG (dBi)	Peak PSD Limit (dBm /3kHz)	Pass/Fail
BLE	1Mbps	1	0	2402	0.93	-14.16	-3.00	8.00	Pass
BLE	1Mbps	1	19	2440	0.68	-14.49	-3.00	8.00	Pass
BLE	1Mbps	1	39	2480	-0.23	-15.41	-3.00	8.00	Pass

Note: PSD (dBm/ 100kHz) is a reference level used for Conducted Band Edges and Conducted Spurious Emission 20dBc limit.

Bluetooth Low Energy

Test Engineer:	ai kun	Temperature:	20~26	°C
Test Date:	2023/4/11~2023/4/23	Relative Humidity:	40~51	%

BLE 2M**TEST RESULTS DATA**
6dB and 99% Occupied Bandwidth

Mod.	Data Rate	NTX	CH.	Freq. (MHz)	99% Occupied BW (MHz)	6dB BW (MHz)	6dB BW Limit (MHz)	Pass/Fail
BLE	1Mbps	1	0	1000	2.018	1.13	0.50	Pass
BLE	1Mbps	1	19	2440	2.018	1.14	0.50	Pass
BLE	1Mbps	1	39	2480	2.018	1.13	0.50	Pass

TEST RESULTS DATA
Peak Power Table

Mod.	Data Rate	NTX	CH.	Freq. (MHz)	Peak Conducted Power (dBm)	Conducted Power Limit (dBm)	DG (dBi)	EIRP Power (dBm)	EIRP Power Limit (dBm)	Pass /Fail
BLE	1Mbps	1	0	2402	1.90	30.00	-3.00	-1.10	36.00	Pass
BLE	1Mbps	1	19	2440	1.51	30.00	-3.00	-1.49	36.00	Pass
BLE	1Mbps	1	39	2480	0.88	30.00	-3.00	-2.12	36.00	Pass

TEST RESULTS DATA
Average Power Table
(Reporting Only)

Mod.	Data Rate	NTX	CH.	Freq. (MHz)	Duty Factor (dB)	Average Conducted Power (dBm)
BLE	1Mbps	1	0	2402	4.89	1.57
BLE	1Mbps	1	19	2440	4.89	1.24
BLE	1Mbps	1	39	2480	4.89	0.47

TEST RESULTS DATA
Peak Power Density

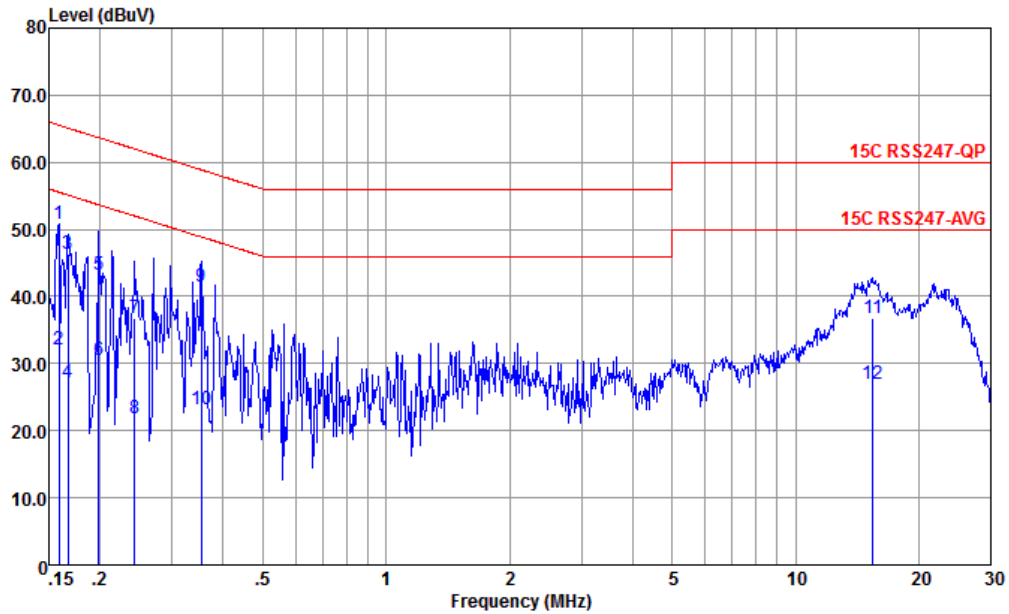
Mod.	Data Rate	NTX	CH.	Freq. (MHz)	Peak PSD (dBm /100kHz)	Peak PSD (dBm /3kHz)	DG (dBi)	Peak PSD Limit (dBm /3kHz)	Pass/Fail
BLE	1Mbps	1	0	2402	0.54	-16.84	-3.00	8.00	Pass
BLE	1Mbps	1	19	2440	0.29	-17.16	-3.00	8.00	Pass
BLE	1Mbps	1	39	2480	-0.60	-18.13	-3.00	8.00	Pass

Note: PSD (dBm/ 100kHz) is a reference level used for Conducted Band Edges and Conducted Spurious Emission 20dBc limit.



Appendix B. AC Conducted Emission Test Results

Test Engineer :	Amos Zhang	Temperature :	25.3~26.2°C
		Relative Humidity :	38~40%
Test Voltage :	120Vac / 60Hz	Phase :	Line
Remark :	All emissions not reported here are more than 10 dB below the prescribed limit.		

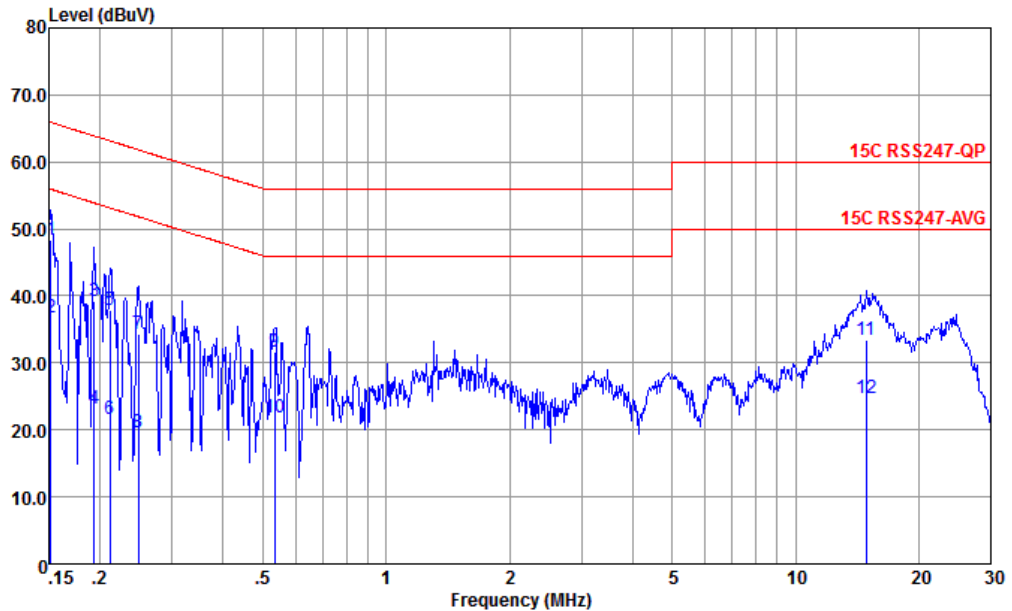


Site : CO01-KS
 Condition : 15C RSS247-QP LISN-060105-LINE LINE

	Freq	Level	Over	Limit	Read	LISN	Cable	Remark
	MHz	dBuV	Limit	Line	Level	Factor	Loss	
			dB	dBuV	dBuV	dB	dB	
1 *	0.159	50.72	-14.80	65.52	40.20	0.06	10.46	QP
2	0.159	32.02	-23.50	55.52	21.50	0.06	10.46	Average
3	0.167	46.29	-18.83	65.12	35.80	0.05	10.44	QP
4	0.167	27.09	-28.03	55.12	16.60	0.05	10.44	Average
5	0.199	43.19	-20.48	63.67	32.80	0.02	10.37	QP
6	0.199	30.59	-23.08	53.67	20.20	0.02	10.37	Average
7	0.243	36.88	-25.12	62.00	26.50	0.04	10.34	QP
8	0.243	21.88	-30.12	52.00	11.50	0.04	10.34	Average
9	0.354	41.41	-17.46	58.87	31.10	0.03	10.28	QP
10	0.354	23.11	-25.76	48.87	12.80	0.03	10.28	Average
11	15.470	36.78	-23.22	60.00	26.60	-0.22	10.40	QP
12	15.470	26.98	-23.02	50.00	16.80	-0.22	10.40	Average



Test Engineer :	Amos Zhang	Temperature :	25.3~26.2°C
		Relative Humidity :	38~40%
Test Voltage :	120Vac / 60Hz	Phase :	Neutral
Remark :	All emissions not reported here are more than 10 dB below the prescribed limit.		



Site : CO01-KS
 Condition : 15C RSS247-QP LISN-060105-NEUTRAL NEUTRAL

	Freq	Level	Over Limit	Limit Line	Read Level	LISN Factor	Cable Loss	Remark
	MHz	dBuV	dB	dBuV	dBuV	dB	dB	
1 *	0.152	48.31	-17.60	65.91	37.80	0.03	10.48	QP
2	0.152	36.81	-19.10	55.91	26.30	0.03	10.48	Average
3	0.193	39.33	-24.56	63.89	28.90	0.05	10.38	QP
4	0.193	23.23	-30.66	53.89	12.80	0.05	10.38	Average
5	0.212	37.89	-25.25	63.14	27.49	0.04	10.36	QP
6	0.212	21.59	-31.55	53.14	11.19	0.04	10.36	Average
7	0.248	34.23	-27.59	61.82	23.90	0.00	10.33	QP
8	0.248	19.63	-32.19	51.82	9.30	0.00	10.33	Average
9	0.535	31.65	-24.35	56.00	21.49	-0.08	10.24	QP
10	0.535	21.75	-24.25	46.00	11.59	-0.08	10.24	Average
11	14.907	33.41	-26.59	60.00	23.20	-0.18	10.39	QP
12	14.907	24.81	-25.19	50.00	14.60	-0.18	10.39	Average

Note:

- Level(dBμV) = Read Level(dBμV) + LISN Factor(dB) + Cable Loss(dB)
- Over Limit(dB) = Level(dBμV) – Limit Line(dBμV)



Appendix C. Radiated Spurious Emission Test Data

Test Engineer :	HuaCong Liang	Relative Humidity :	50%
		Temperature :	20~22°C

Radiated Spurious Emission Test Modes

Mode	Band (MHz)	Modulation	Channel	Frequency	Data Rate	RU	Remark
Mode 1	2400-2483.5	Bluetooth-LE_GSKF	00	2402	1Mbps	-	-
Mode 2	2400-2483.5	Bluetooth-LE_GSKF	19	2440	1Mbps	-	-
Mode 3	2400-2483.5	Bluetooth-LE_GSKF	39	2480	1Mbps	-	-
Mode 4	2400-2483.5	Bluetooth-LE_GSKF	00	2402	2Mbps	-	-
Mode 5	2400-2483.5	Bluetooth-LE_GSKF	19	2440	2Mbps	-	-
Mode 6	2400-2483.5	Bluetooth-LE_GSKF	39	2480	2Mbps	-	-
Mode 7	2400-2483.5	Bluetooth-LE_GSKF	39	2480	2Mbps	-	LF



Summary of each worse mode

Mode	Modulation	Ch.	Freq. (MHz)	Level (dBuV/m)	Limit (dBuV/m)	Margin (dB)	Pol.	Peak Avg.	Result	Remark
1	Bluetooth-LE_GSKF	00	2383.97	41.58	54.00	-12.42	V	AVERAGE	Pass	Band Edge
	Bluetooth-LE_GSKF	00	4804.00	44.37	74.00	-29.63	H	Peak	Pass	Harmonic
2	Bluetooth-LE_GSKF	19	2489.38	42.03	54.00	-11.97	H	AVERAGE	Pass	Band Edge
	Bluetooth-LE_GSKF	19	7320.00	45.25	74.00	-28.75	V	Peak	Pass	Harmonic
3	Bluetooth-LE_GSKF	39	2498.26	42.24	54.00	-11.76	V	AVERAGE	Pass	Band Edge
	Bluetooth-LE_GSKF	39	7440.00	45.08	74.00	-28.92	H	Peak	Pass	Harmonic
4	Bluetooth-LE_GSKF	00	2385.99	43.48	54.00	-10.52	V	AVERAGE	Pass	Band Edge
	Bluetooth-LE_GSKF	00	4804.00	45.22	74.00	-28.78	H	Peak	Pass	Harmonic
5	Bluetooth-LE_GSKF	19	2483.86	43.79	54.00	-10.21	V	AVERAGE	Pass	Band Edge
	Bluetooth-LE_GSKF	19	7320.00	45.58	74.00	-28.42	H	Peak	Pass	Harmonic
6	Bluetooth-LE_GSKF	39	2495.96	44.16	54.00	-9.84	V	AVERAGE	Pass	Band Edge
	Bluetooth-LE_GSKF	39	7440.00	45.47	74.00	-28.53	V	Peak	Pass	Harmonic
7	Bluetooth-LE_GSKF	39	261.83	34.50	46.00	-11.50	H	Peak	Pass	LF



Co-location

2.4GHz 2400~2483.5MHz

BLE CH39 2480MHz+Band13 (Band Edge @ 3m)

BLE	Note	Frequency (MHz)	Level (dBμV/m)	Margin (dB)	Limit Line (dBμV/m)	Read Level (dBμV)	Antenna Factor (dB/m)	Cable Loss (dB)	Preamp Factor (dB)	Ant Pos (cm)	Table Pos (deg)	Peak Avg. (P/A)	Pol. (H/V)
BLE CH 39 2480MHz +Band13 Co-location	*	2480	92.14	-	-	88.32	32.45	4.99	33.62	148	152	P	H
	*	2480	90.7	-	-	86.88	32.45	4.99	33.62	148	152	A	H
		2483.52	52.55	-21.45	74	48.72	32.46	4.99	33.62	148	152	P	H
		2498.84	44.26	-9.74	54	40.35	32.5	5.01	33.6	148	152	A	H
	*	2480	88.29	-	-	84.47	32.45	4.99	33.62	145	186	P	V
	*	2480	86.74	-	-	82.92	32.45	4.99	33.62	145	186	A	V
		2493.16	51.89	-22.11	74	48.01	32.48	5	33.6	145	186	P	V
		2488.08	43.59	-10.41	54	39.74	32.47	5	33.62	145	186	A	V

2.4GHz 2400~2483.5MHz

(Harmonic @ 3m)

BLE	Note	Frequency (MHz)	Level (dBμV/m)	Margin (dB)	Limit Line (dBμV/m)	Read Level (dBμV)	Antenna Factor (dB/m)	Cable Loss (dB)	Preamp Factor (dB)	Ant Pos (cm)	Table Pos (deg)	Peak Avg. (P/A)	Pol. (H/V)
BLE CH 39 2480MHz +Band13 Co-location		4960	43.44	-30.56	74	53.75	34.62	7.81	52.74	-	-	P	H
		7440	43.36	-30.64	74	51.67	36.54	9.19	54.04	-	-	P	H
		4960	42.57	-31.43	74	52.88	34.62	7.81	52.74	-	-	P	V
		7440	43.82	-30.18	74	52.13	36.54	9.19	54.04	-	-	P	V



Mode	1																																																																													
	Band Edge																																																																													
	2400-2483.5_Bluetooth-LE_GSKF_CH00_2402MHz																																																																													
ANT	1																																																																													
Pol.	Horizontal	Fundamental																																																																												
Peak	<p>Site : 03CH03-SZ Condition: PEAK_BE_74 3m ANT3117_0057 HORIZONTAL : RBW:1000.000kHz VBW:3000.000kHz Mode : 4 Setting : Default Plane : Y with accessories : 352000530016413/352000530016421</p> <table border="1"> <thead> <tr> <th>Limit</th> <th>Read</th> <th>Ant</th> <th>Cable Preamp</th> <th>APos</th> <th>TPos</th> <th>Remark</th> </tr> <tr> <th>Freq</th> <th>Level</th> <th>Line</th> <th>Margin</th> <th>Level</th> <th>Factor</th> <th>Loss Factor</th> <th>APos</th> <th>TPos</th> <th>Remark</th> </tr> <tr> <th>MHz</th> <th>dBuV/m</th> <th>dBuV/m</th> <th>dBuV</th> <th>dB/m</th> <th>dB</th> <th>dB</th> <th>cm</th> <th>deg</th> <th>PEAK</th> </tr> </thead> <tbody> <tr> <td>1</td> <td>2368.97</td> <td>52.82</td> <td>74.00</td> <td>-21.18</td> <td>49.57</td> <td>32.16</td> <td>4.77</td> <td>33.68</td> <td>149</td> <td>159</td> <td>PEAK</td> </tr> </tbody> </table>	Limit	Read	Ant	Cable Preamp	APos	TPos	Remark	Freq	Level	Line	Margin	Level	Factor	Loss Factor	APos	TPos	Remark	MHz	dBuV/m	dBuV/m	dBuV	dB/m	dB	dB	cm	deg	PEAK	1	2368.97	52.82	74.00	-21.18	49.57	32.16	4.77	33.68	149	159	PEAK	<p>Site : 03CH03-SZ Condition: PEAK_74 3m ANT3117_0057 HORIZONTAL : RBW:1000.000kHz VBW:3000.000kHz Mode : 4 Setting : Default Plane : Y with accessories : 352000530016413/352000530016421</p> <table border="1"> <thead> <tr> <th>Limit</th> <th>Margin</th> <th>Read</th> <th>Ant</th> <th>Cable Preamp</th> <th>APos</th> <th>TPos</th> <th>Remark</th> </tr> <tr> <th>Freq</th> <th>Level</th> <th>Line</th> <th>(dB)</th> <th>Level</th> <th>Factor</th> <th>Loss Factor</th> <th>Remark</th> </tr> <tr> <th>MHz</th> <th>dBuV/m</th> <th>dBuV/m</th> <th>dBuV</th> <th>dB/m</th> <th>dB</th> <th>dB</th> <th>cm</th> <th>deg</th> <th>PEAK</th> </tr> </thead> <tbody> <tr> <td>1</td> <td>2402.00</td> <td>93.64</td> <td>-----</td> <td>90.24</td> <td>32.25</td> <td>4.81</td> <td>33.66</td> <td>149</td> <td>159</td> <td>PEAK</td> </tr> </tbody> </table>	Limit	Margin	Read	Ant	Cable Preamp	APos	TPos	Remark	Freq	Level	Line	(dB)	Level	Factor	Loss Factor	Remark	MHz	dBuV/m	dBuV/m	dBuV	dB/m	dB	dB	cm	deg	PEAK	1	2402.00	93.64	-----	90.24	32.25	4.81	33.66	149	159	PEAK
	Limit	Read	Ant	Cable Preamp	APos	TPos	Remark																																																																							
Freq	Level	Line	Margin	Level	Factor	Loss Factor	APos	TPos	Remark																																																																					
MHz	dBuV/m	dBuV/m	dBuV	dB/m	dB	dB	cm	deg	PEAK																																																																					
1	2368.97	52.82	74.00	-21.18	49.57	32.16	4.77	33.68	149	159	PEAK																																																																			
Limit	Margin	Read	Ant	Cable Preamp	APos	TPos	Remark																																																																							
Freq	Level	Line	(dB)	Level	Factor	Loss Factor	Remark																																																																							
MHz	dBuV/m	dBuV/m	dBuV	dB/m	dB	dB	cm	deg	PEAK																																																																					
1	2402.00	93.64	-----	90.24	32.25	4.81	33.66	149	159	PEAK																																																																				
Avg	<p>Site : 03CH03-SZ Condition: AVG_BE_54 3m ANT3117_0057 HORIZONTAL : RBW:1000.000kHz VBW:3.000kHz Mode : 4 Setting : Default Plane : Y with accessories : 352000530016413/352000530016421</p> <table border="1"> <thead> <tr> <th>Limit</th> <th>Read</th> <th>Ant</th> <th>Cable Preamp</th> <th>APos</th> <th>TPos</th> <th>Remark</th> </tr> <tr> <th>Freq</th> <th>Level</th> <th>Line</th> <th>Margin</th> <th>Level</th> <th>Factor</th> <th>Loss Factor</th> <th>APos</th> <th>TPos</th> <th>Remark</th> </tr> <tr> <th>MHz</th> <th>dBuV/m</th> <th>dBuV/m</th> <th>dBuV</th> <th>dB/m</th> <th>dB</th> <th>dB</th> <th>cm</th> <th>deg</th> <th>AVERAGE</th> </tr> </thead> <tbody> <tr> <td>1</td> <td>2389.40</td> <td>41.41</td> <td>54.00</td> <td>-12.59</td> <td>38.07</td> <td>32.21</td> <td>4.80</td> <td>33.67</td> <td>149</td> <td>159</td> <td>AVERAGE</td> </tr> </tbody> </table>	Limit	Read	Ant	Cable Preamp	APos	TPos	Remark	Freq	Level	Line	Margin	Level	Factor	Loss Factor	APos	TPos	Remark	MHz	dBuV/m	dBuV/m	dBuV	dB/m	dB	dB	cm	deg	AVERAGE	1	2389.40	41.41	54.00	-12.59	38.07	32.21	4.80	33.67	149	159	AVERAGE	<p>Site : 03CH03-SZ Condition: AVG_54 3m ANT3117_0057 HORIZONTAL : RBW:1000.000kHz VBW:3.000kHz Mode : 4 Setting : Default Plane : Y with accessories : 352000530016413/352000530016421</p> <table border="1"> <thead> <tr> <th>Limit</th> <th>Margin</th> <th>Read</th> <th>Ant</th> <th>Cable Preamp</th> <th>APos</th> <th>TPos</th> <th>Remark</th> </tr> <tr> <th>Freq</th> <th>Level</th> <th>Line</th> <th>(dB)</th> <th>Level</th> <th>Factor</th> <th>Loss Factor</th> <th>Remark</th> </tr> <tr> <th>MHz</th> <th>dBuV/m</th> <th>dBuV/m</th> <th>dBuV</th> <th>dB/m</th> <th>dB</th> <th>dB</th> <th>cm</th> <th>deg</th> <th>AVERAGE</th> </tr> </thead> <tbody> <tr> <td>1</td> <td>2402.00</td> <td>92.84</td> <td>-----</td> <td>89.44</td> <td>32.25</td> <td>4.81</td> <td>33.66</td> <td>149</td> <td>159</td> <td>AVERAGE</td> </tr> </tbody> </table>	Limit	Margin	Read	Ant	Cable Preamp	APos	TPos	Remark	Freq	Level	Line	(dB)	Level	Factor	Loss Factor	Remark	MHz	dBuV/m	dBuV/m	dBuV	dB/m	dB	dB	cm	deg	AVERAGE	1	2402.00	92.84	-----	89.44	32.25	4.81	33.66	149	159	AVERAGE
Limit	Read	Ant	Cable Preamp	APos	TPos	Remark																																																																								
Freq	Level	Line	Margin	Level	Factor	Loss Factor	APos	TPos	Remark																																																																					
MHz	dBuV/m	dBuV/m	dBuV	dB/m	dB	dB	cm	deg	AVERAGE																																																																					
1	2389.40	41.41	54.00	-12.59	38.07	32.21	4.80	33.67	149	159	AVERAGE																																																																			
Limit	Margin	Read	Ant	Cable Preamp	APos	TPos	Remark																																																																							
Freq	Level	Line	(dB)	Level	Factor	Loss Factor	Remark																																																																							
MHz	dBuV/m	dBuV/m	dBuV	dB/m	dB	dB	cm	deg	AVERAGE																																																																					
1	2402.00	92.84	-----	89.44	32.25	4.81	33.66	149	159	AVERAGE																																																																				



Mode	1																																																																											
	Band Edge																																																																											
	2400-2483.5_Bluetooth-LE_GSKF_CH00_2402MHz																																																																											
ANT	1																																																																											
Pol.	Vertical	Fundamental																																																																										
Peak	<p>Date: 2023-05-06</p> <p>Site : 03CH03-SZ Condition: PEAK_BE_74 3m ANT3117_0057 VERTICAL : RBW:1000.000kHz VBW:3000.000kHz Mode : 4 Setting : Default Plane : Y with accessories : 352000530016413/352000530016421</p> <table border="1"> <thead> <tr> <th>Limit</th> <th>Read</th> <th>Ant</th> <th>Cable Preamp</th> <th>APos</th> <th>TPos</th> <th>Remark</th> </tr> <tr> <th>Freq</th> <th>Level</th> <th>Line</th> <th>Margin</th> <th>Level</th> <th>Factor</th> <th>Loss Factor</th> <th>APos</th> <th>TPos</th> <th>Remark</th> </tr> <tr> <th>MHz</th> <th>dBuV/m</th> <th>dBuV/m</th> <th>dBuV</th> <th>dB/m</th> <th>dB</th> <th>dB</th> <th>cm</th> <th>deg</th> <th></th> </tr> </thead> <tbody> <tr> <td>1</td> <td>2328.31</td> <td>53.19</td> <td>74.00</td> <td>-20.81</td> <td>50.12</td> <td>32.05</td> <td>4.73</td> <td>33.71</td> <td>143</td> <td>171 PEAK</td> </tr> </tbody> </table>	Limit	Read	Ant	Cable Preamp	APos	TPos	Remark	Freq	Level	Line	Margin	Level	Factor	Loss Factor	APos	TPos	Remark	MHz	dBuV/m	dBuV/m	dBuV	dB/m	dB	dB	cm	deg		1	2328.31	53.19	74.00	-20.81	50.12	32.05	4.73	33.71	143	171 PEAK	<p>Date: 2023-05-06</p> <p>Site : 03CH03-SZ Condition: PEAK_74 3m ANT3117_0057 VERTICAL : RBW:1000.000kHz VBW:3000.000kHz Mode : 4 Setting : Default Plane : Y with accessories : 352000530016413/352000530016421</p> <table border="1"> <thead> <tr> <th>Limit</th> <th>Margin</th> <th>Read</th> <th>Ant</th> <th>Cable Preamp</th> <th>APos</th> <th>TPos</th> <th>Remark</th> </tr> <tr> <th>Freq</th> <th>Level</th> <th>Line</th> <th>Level</th> <th>Factor</th> <th>Loss Factor</th> <th>Loss Factor</th> <th>Remark</th> </tr> <tr> <th>MHz</th> <th>dBuV/m</th> <th>dBuV/m</th> <th>dBuV</th> <th>dB/m</th> <th>dB</th> <th>dB</th> <th>cm</th> <th>deg</th> <th></th> </tr> </thead> <tbody> <tr> <td>1</td> <td>2402.00</td> <td>91.56</td> <td>-----</td> <td>88.16</td> <td>32.25</td> <td>4.81</td> <td>33.66</td> <td>143</td> <td>171 PEAK</td> </tr> </tbody> </table>	Limit	Margin	Read	Ant	Cable Preamp	APos	TPos	Remark	Freq	Level	Line	Level	Factor	Loss Factor	Loss Factor	Remark	MHz	dBuV/m	dBuV/m	dBuV	dB/m	dB	dB	cm	deg		1	2402.00	91.56	-----	88.16	32.25	4.81	33.66	143	171 PEAK
	Limit	Read	Ant	Cable Preamp	APos	TPos	Remark																																																																					
Freq	Level	Line	Margin	Level	Factor	Loss Factor	APos	TPos	Remark																																																																			
MHz	dBuV/m	dBuV/m	dBuV	dB/m	dB	dB	cm	deg																																																																				
1	2328.31	53.19	74.00	-20.81	50.12	32.05	4.73	33.71	143	171 PEAK																																																																		
Limit	Margin	Read	Ant	Cable Preamp	APos	TPos	Remark																																																																					
Freq	Level	Line	Level	Factor	Loss Factor	Loss Factor	Remark																																																																					
MHz	dBuV/m	dBuV/m	dBuV	dB/m	dB	dB	cm	deg																																																																				
1	2402.00	91.56	-----	88.16	32.25	4.81	33.66	143	171 PEAK																																																																			
Avg	<p>Date: 2023-05-06</p> <p>Site : 03CH03-SZ Condition: AVG_BE_54 3m ANT3117_0057 VERTICAL : RBW:1000.000kHz VBW:3.000kHz Mode : 4 Setting : Default Plane : Y with accessories : 352000530016413/352000530016421</p> <table border="1"> <thead> <tr> <th>Limit</th> <th>Read</th> <th>Ant</th> <th>Cable Preamp</th> <th>APos</th> <th>TPos</th> <th>Remark</th> </tr> <tr> <th>Freq</th> <th>Level</th> <th>Line</th> <th>Margin</th> <th>Level</th> <th>Factor</th> <th>Loss Factor</th> <th>APos</th> <th>TPos</th> <th>Remark</th> </tr> <tr> <th>MHz</th> <th>dBuV/m</th> <th>dBuV/m</th> <th>dBuV</th> <th>dB/m</th> <th>dB</th> <th>dB</th> <th>cm</th> <th>deg</th> <th></th> </tr> </thead> <tbody> <tr> <td>1</td> <td>2383.97</td> <td>41.58</td> <td>54.00</td> <td>-12.42</td> <td>38.26</td> <td>32.20</td> <td>4.79</td> <td>33.67</td> <td>143</td> <td>171 AVERAGE</td> </tr> </tbody> </table>	Limit	Read	Ant	Cable Preamp	APos	TPos	Remark	Freq	Level	Line	Margin	Level	Factor	Loss Factor	APos	TPos	Remark	MHz	dBuV/m	dBuV/m	dBuV	dB/m	dB	dB	cm	deg		1	2383.97	41.58	54.00	-12.42	38.26	32.20	4.79	33.67	143	171 AVERAGE	<p>Date: 2023-05-06</p> <p>Site : 03CH03-SZ Condition: AVG_54 3m ANT3117_0057 VERTICAL : RBW:1000.000kHz VBW:3.000kHz Mode : 4 Setting : Default Plane : Y with accessories : 352000530016413/352000530016421</p> <table border="1"> <thead> <tr> <th>Limit</th> <th>Margin</th> <th>Read</th> <th>Ant</th> <th>Cable Preamp</th> <th>APos</th> <th>TPos</th> <th>Remark</th> </tr> <tr> <th>Freq</th> <th>Level</th> <th>Line</th> <th>Level</th> <th>Factor</th> <th>Loss Factor</th> <th>Loss Factor</th> <th>Remark</th> </tr> <tr> <th>MHz</th> <th>dBuV/m</th> <th>dBuV/m</th> <th>dBuV</th> <th>dB/m</th> <th>dB</th> <th>dB</th> <th>cm</th> <th>deg</th> <th></th> </tr> </thead> <tbody> <tr> <td>1</td> <td>2402.00</td> <td>90.53</td> <td>-----</td> <td>87.13</td> <td>32.25</td> <td>4.81</td> <td>33.66</td> <td>143</td> <td>171 AVERAGE</td> </tr> </tbody> </table>	Limit	Margin	Read	Ant	Cable Preamp	APos	TPos	Remark	Freq	Level	Line	Level	Factor	Loss Factor	Loss Factor	Remark	MHz	dBuV/m	dBuV/m	dBuV	dB/m	dB	dB	cm	deg		1	2402.00	90.53	-----	87.13	32.25	4.81	33.66	143	171 AVERAGE
Limit	Read	Ant	Cable Preamp	APos	TPos	Remark																																																																						
Freq	Level	Line	Margin	Level	Factor	Loss Factor	APos	TPos	Remark																																																																			
MHz	dBuV/m	dBuV/m	dBuV	dB/m	dB	dB	cm	deg																																																																				
1	2383.97	41.58	54.00	-12.42	38.26	32.20	4.79	33.67	143	171 AVERAGE																																																																		
Limit	Margin	Read	Ant	Cable Preamp	APos	TPos	Remark																																																																					
Freq	Level	Line	Level	Factor	Loss Factor	Loss Factor	Remark																																																																					
MHz	dBuV/m	dBuV/m	dBuV	dB/m	dB	dB	cm	deg																																																																				
1	2402.00	90.53	-----	87.13	32.25	4.81	33.66	143	171 AVERAGE																																																																			



Mode	1																																																																			
	Harmonic																																																																			
	2400-2483.5_Bluetooth-LE_GSKF_CH00_2402MHz																																																																			
ANT	1																																																																			
Pol.	Horizontal	Vertical																																																																		
Peak Avg	<p>Site : 03CH03-SZ Condition: PEAK_74 3m ANT3117_0057 HORIZONTAL Mode : 4 Setting : Default Plane : Y with accessories : 352000530016413/352000530016421</p> <table border="1"> <thead> <tr> <th>Limit</th> <th>Read</th> <th>Ant</th> <th>Cable</th> <th>Preamp</th> <th>APos</th> <th>TPos</th> <th>Remark</th> </tr> <tr> <th>Freq</th> <th>Level</th> <th>Line Margin</th> <th>Level</th> <th>Factor</th> <th>Loss Factor</th> <th></th> <th></th> </tr> <tr> <th>MHz</th> <th>dBuV/m</th> <th>dBuV/m</th> <th>dB</th> <th>dBuV</th> <th>dB/m</th> <th>dB</th> <th>dB</th> </tr> </thead> <tbody> <tr> <td>1</td> <td>4804.00</td> <td>44.37</td> <td>74.00</td> <td>-29.63</td> <td>54.88</td> <td>34.68</td> <td>7.74 52.93</td> <td>--- --- Peak</td> </tr> </tbody> </table>	Limit	Read	Ant	Cable	Preamp	APos	TPos	Remark	Freq	Level	Line Margin	Level	Factor	Loss Factor			MHz	dBuV/m	dBuV/m	dB	dBuV	dB/m	dB	dB	1	4804.00	44.37	74.00	-29.63	54.88	34.68	7.74 52.93	--- --- Peak	<p>Site : 03CH03-SZ Condition: PEAK_74 3m ANT3117_0057 VERTICAL Mode : 4 Setting : Default Plane : Y with accessories : 352000530016413/352000530016421</p> <table border="1"> <thead> <tr> <th>Limit</th> <th>Read</th> <th>Ant</th> <th>Cable</th> <th>Preamp</th> <th>APos</th> <th>TPos</th> <th>Remark</th> </tr> <tr> <th>Freq</th> <th>Level</th> <th>Line Margin</th> <th>Level</th> <th>Factor</th> <th>Loss Factor</th> <th></th> <th></th> </tr> <tr> <th>MHz</th> <th>dBuV/m</th> <th>dBuV/m</th> <th>dB</th> <th>dBuV</th> <th>dB/m</th> <th>dB</th> <th>dB</th> </tr> </thead> <tbody> <tr> <td>1</td> <td>4804.00</td> <td>44.28</td> <td>74.00</td> <td>-29.72</td> <td>54.79</td> <td>34.68</td> <td>7.74 52.93</td> <td>--- --- Peak</td> </tr> </tbody> </table>	Limit	Read	Ant	Cable	Preamp	APos	TPos	Remark	Freq	Level	Line Margin	Level	Factor	Loss Factor			MHz	dBuV/m	dBuV/m	dB	dBuV	dB/m	dB	dB	1	4804.00	44.28	74.00	-29.72	54.79	34.68	7.74 52.93	--- --- Peak
	Limit	Read	Ant	Cable	Preamp	APos	TPos	Remark																																																												
Freq	Level	Line Margin	Level	Factor	Loss Factor																																																															
MHz	dBuV/m	dBuV/m	dB	dBuV	dB/m	dB	dB																																																													
1	4804.00	44.37	74.00	-29.63	54.88	34.68	7.74 52.93	--- --- Peak																																																												
Limit	Read	Ant	Cable	Preamp	APos	TPos	Remark																																																													
Freq	Level	Line Margin	Level	Factor	Loss Factor																																																															
MHz	dBuV/m	dBuV/m	dB	dBuV	dB/m	dB	dB																																																													
1	4804.00	44.28	74.00	-29.72	54.79	34.68	7.74 52.93	--- --- Peak																																																												

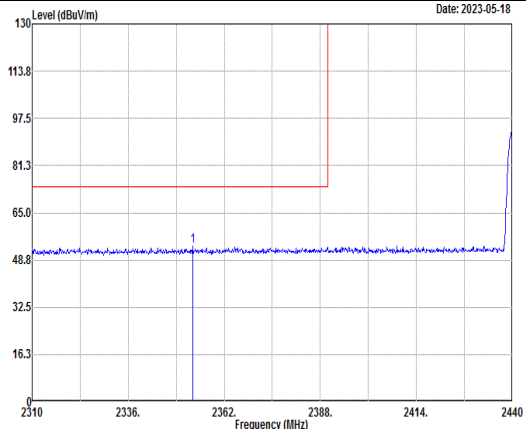
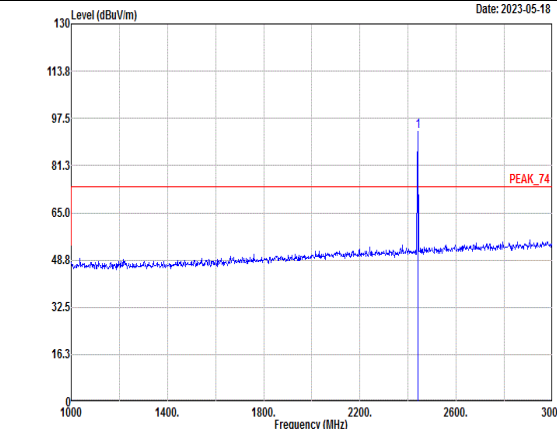
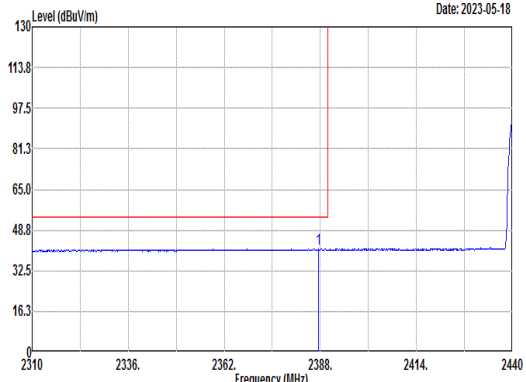
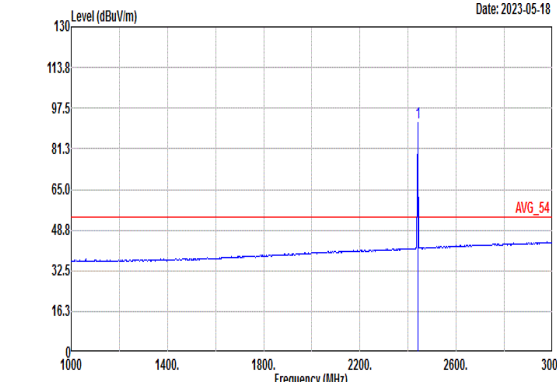


Mode	2																																																																																													
	Band Edge - L																																																																																													
	2400-2483.5_Bluetooth-LE_GSKF_CH19_2440MHz																																																																																													
ANT	1																																																																																													
Pol.	Horizontal	Fundamental																																																																																												
Peak	<p>Date: 2023-05-06</p> <p>Site : 03CH03-SZ Condition: PEAK_BE_74 3m ANT3117_0057 HORIZONTAL : RBW:1000.000kHz VBW:3000.000kHz Mode : 5 Setting : Default Plane : Y with accessories : 352000530016413/352000530016421</p> <table border="1"> <thead> <tr> <th>Limit</th> <th>Read</th> <th>Ant</th> <th>Cable</th> <th>Preamp</th> <th>APos</th> <th>TPos</th> <th>Remark</th> </tr> <tr> <th>Freq</th> <th>Level</th> <th>Line</th> <th>Margin</th> <th>Level</th> <th>Factor</th> <th>Loss</th> <th>Factor</th> </tr> <tr> <th>MHz</th> <th>dBuV/m</th> <th>dBuV/m</th> <th>dBuV</th> <th>dB/m</th> <th>dB</th> <th>dB</th> <th>cm</th> </tr> <tr> <th></th> <th></th> <th></th> <th></th> <th></th> <th></th> <th></th> <th>deg</th> </tr> </thead> <tbody> <tr> <td>1</td> <td>2367.85</td> <td>53.07</td> <td>74.00</td> <td>-20.93</td> <td>49.82</td> <td>32.16</td> <td>4.77</td> <td>33.68</td> <td>145</td> <td>149</td> <td>PEAK</td> </tr> </tbody> </table>	Limit	Read	Ant	Cable	Preamp	APos	TPos	Remark	Freq	Level	Line	Margin	Level	Factor	Loss	Factor	MHz	dBuV/m	dBuV/m	dBuV	dB/m	dB	dB	cm								deg	1	2367.85	53.07	74.00	-20.93	49.82	32.16	4.77	33.68	145	149	PEAK	<p>Date: 2023-05-06</p> <p>Site : 03CH03-SZ Condition: PEAK_74 3m ANT3117_0057 HORIZONTAL : RBW:1000.000kHz VBW:3000.000kHz Mode : 5 Setting : Default Plane : Y with accessories : 352000530016413/352000530016421</p> <table border="1"> <thead> <tr> <th>Limit</th> <th>Margin</th> <th>Read</th> <th>Ant</th> <th>Cable</th> <th>Preamp</th> <th>APos</th> <th>TPos</th> <th>Remark</th> </tr> <tr> <th>Freq</th> <th>Level</th> <th>Line</th> <th>(dB)</th> <th>Level</th> <th>Factor</th> <th>Loss</th> <th>Factor</th> <th>Factor</th> </tr> <tr> <th>MHz</th> <th>dBuV/m</th> <th>dBuV/m</th> <th>dBuV</th> <th>dB/m</th> <th>dB</th> <th>dB</th> <th>cm</th> <th>deg</th> </tr> <tr> <th></th> <th></th> <th></th> <th></th> <th></th> <th></th> <th></th> <th></th> <th></th> </tr> </thead> <tbody> <tr> <td>1</td> <td>2440.00</td> <td>92.98</td> <td>-----</td> <td>-----</td> <td>89.42</td> <td>32.34</td> <td>4.86</td> <td>33.64</td> <td>145</td> <td>149</td> <td>PEAK</td> </tr> </tbody> </table>	Limit	Margin	Read	Ant	Cable	Preamp	APos	TPos	Remark	Freq	Level	Line	(dB)	Level	Factor	Loss	Factor	Factor	MHz	dBuV/m	dBuV/m	dBuV	dB/m	dB	dB	cm	deg										1	2440.00	92.98	-----	-----	89.42	32.34	4.86	33.64	145	149	PEAK
	Limit	Read	Ant	Cable	Preamp	APos	TPos	Remark																																																																																						
Freq	Level	Line	Margin	Level	Factor	Loss	Factor																																																																																							
MHz	dBuV/m	dBuV/m	dBuV	dB/m	dB	dB	cm																																																																																							
							deg																																																																																							
1	2367.85	53.07	74.00	-20.93	49.82	32.16	4.77	33.68	145	149	PEAK																																																																																			
Limit	Margin	Read	Ant	Cable	Preamp	APos	TPos	Remark																																																																																						
Freq	Level	Line	(dB)	Level	Factor	Loss	Factor	Factor																																																																																						
MHz	dBuV/m	dBuV/m	dBuV	dB/m	dB	dB	cm	deg																																																																																						
1	2440.00	92.98	-----	-----	89.42	32.34	4.86	33.64	145	149	PEAK																																																																																			
Avg	<p>Date: 2023-05-06</p> <p>Site : 03CH03-SZ Condition: AVG_BE_54 3m ANT3117_0057 HORIZONTAL : RBW:1000.000kHz VBW:3.000kHz Mode : 5 Setting : Default Plane : Y with accessories : 352000530016413/352000530016421</p> <table border="1"> <thead> <tr> <th>Limit</th> <th>Read</th> <th>Ant</th> <th>Cable</th> <th>Preamp</th> <th>APos</th> <th>TPos</th> <th>Remark</th> </tr> <tr> <th>Freq</th> <th>Level</th> <th>Line</th> <th>Margin</th> <th>Level</th> <th>Factor</th> <th>Loss</th> <th>Factor</th> </tr> <tr> <th>MHz</th> <th>dBuV/m</th> <th>dBuV/m</th> <th>dBuV</th> <th>dB/m</th> <th>dB</th> <th>dB</th> <th>cm</th> </tr> <tr> <th></th> <th></th> <th></th> <th></th> <th></th> <th></th> <th></th> <th>deg</th> </tr> </thead> <tbody> <tr> <td>1</td> <td>2370.06</td> <td>41.61</td> <td>54.00</td> <td>-12.39</td> <td>38.35</td> <td>32.16</td> <td>4.78</td> <td>33.68</td> <td>145</td> <td>149</td> <td>AVERAGE</td> </tr> </tbody> </table>	Limit	Read	Ant	Cable	Preamp	APos	TPos	Remark	Freq	Level	Line	Margin	Level	Factor	Loss	Factor	MHz	dBuV/m	dBuV/m	dBuV	dB/m	dB	dB	cm								deg	1	2370.06	41.61	54.00	-12.39	38.35	32.16	4.78	33.68	145	149	AVERAGE	<p>Date: 2023-05-06</p> <p>Site : 03CH03-SZ Condition: AVG_54 3m ANT3117_0057 HORIZONTAL : RBW:1000.000kHz VBW:3.000kHz Mode : 5 Setting : Default Plane : Y with accessories : 352000530016413/352000530016421</p> <table border="1"> <thead> <tr> <th>Limit</th> <th>Margin</th> <th>Read</th> <th>Ant</th> <th>Cable</th> <th>Preamp</th> <th>APos</th> <th>TPos</th> <th>Remark</th> </tr> <tr> <th>Freq</th> <th>Level</th> <th>Line</th> <th>(dB)</th> <th>Level</th> <th>Factor</th> <th>Loss</th> <th>Factor</th> <th>Factor</th> </tr> <tr> <th>MHz</th> <th>dBuV/m</th> <th>dBuV/m</th> <th>dBuV</th> <th>dB/m</th> <th>dB</th> <th>dB</th> <th>cm</th> <th>deg</th> </tr> <tr> <th></th> <th></th> <th></th> <th></th> <th></th> <th></th> <th></th> <th></th> <th></th> </tr> </thead> <tbody> <tr> <td>1</td> <td>2440.00</td> <td>91.85</td> <td>-----</td> <td>-----</td> <td>88.29</td> <td>32.34</td> <td>4.86</td> <td>33.64</td> <td>145</td> <td>149</td> <td>AVERAGE</td> </tr> </tbody> </table>	Limit	Margin	Read	Ant	Cable	Preamp	APos	TPos	Remark	Freq	Level	Line	(dB)	Level	Factor	Loss	Factor	Factor	MHz	dBuV/m	dBuV/m	dBuV	dB/m	dB	dB	cm	deg										1	2440.00	91.85	-----	-----	88.29	32.34	4.86	33.64	145	149	AVERAGE
Limit	Read	Ant	Cable	Preamp	APos	TPos	Remark																																																																																							
Freq	Level	Line	Margin	Level	Factor	Loss	Factor																																																																																							
MHz	dBuV/m	dBuV/m	dBuV	dB/m	dB	dB	cm																																																																																							
							deg																																																																																							
1	2370.06	41.61	54.00	-12.39	38.35	32.16	4.78	33.68	145	149	AVERAGE																																																																																			
Limit	Margin	Read	Ant	Cable	Preamp	APos	TPos	Remark																																																																																						
Freq	Level	Line	(dB)	Level	Factor	Loss	Factor	Factor																																																																																						
MHz	dBuV/m	dBuV/m	dBuV	dB/m	dB	dB	cm	deg																																																																																						
1	2440.00	91.85	-----	-----	88.29	32.34	4.86	33.64	145	149	AVERAGE																																																																																			



Mode	2																																					
	Band Edge - R																																					
	2400-2483.5_Bluetooth-LE_GSKF_CH19_2440MHz																																					
ANT	1																																					
Pol.	Horizontal	Fundamental																																				
Peak	<p>Date: 2023-05-06</p> <p>Site : 03CH03-SZ Condition: PEAK_BE_74 3m ANT3117_0057 HORIZONTAL : RBW:1000.000kHz VBW:3000.000kHz Mode : 5 Setting : Default Plane : Y with accessories : 352000530016413/352000530016421</p> <table border="1"> <thead> <tr> <th>1</th> <th>Freq</th> <th>Level</th> <th>Limit</th> <th>Line Margin</th> <th>Read Level</th> <th>Ant Factor</th> <th>Cable Loss</th> <th>Preamp Loss</th> <th>APos</th> <th>TPos</th> <th>Remark</th> </tr> <tr> <th></th> <th>MHz</th> <th>dBuV/m</th> <th>dBuV/m</th> <th></th> <th>dBuV</th> <th>dB/m</th> <th>dB</th> <th>dB</th> <th>cm</th> <th>deg</th> <th></th> </tr> </thead> <tbody> <tr> <td>1</td> <td>2489.38</td> <td>53.60</td> <td>74.00</td> <td>-20.40</td> <td>49.81</td> <td>32.47</td> <td>4.93</td> <td>33.61</td> <td>145</td> <td>149</td> <td>PEAK</td> </tr> </tbody> </table>	1	Freq	Level	Limit	Line Margin	Read Level	Ant Factor	Cable Loss	Preamp Loss	APos	TPos	Remark		MHz	dBuV/m	dBuV/m		dBuV	dB/m	dB	dB	cm	deg		1	2489.38	53.60	74.00	-20.40	49.81	32.47	4.93	33.61	145	149	PEAK	Blank
1	Freq	Level	Limit	Line Margin	Read Level	Ant Factor	Cable Loss	Preamp Loss	APos	TPos	Remark																											
	MHz	dBuV/m	dBuV/m		dBuV	dB/m	dB	dB	cm	deg																												
1	2489.38	53.60	74.00	-20.40	49.81	32.47	4.93	33.61	145	149	PEAK																											
Avg	<p>Date: 2023-05-06</p> <p>Site : 03CH03-SZ Condition: AVG_BE_54 3m ANT3117_0057 HORIZONTAL : RBW:1000.000kHz VBW:3.000kHz Mode : 5 Setting : Default Plane : Y with accessories : 352000530016413/352000530016421</p> <table border="1"> <thead> <tr> <th>1</th> <th>Freq</th> <th>Level</th> <th>Limit</th> <th>Line Margin</th> <th>Read Level</th> <th>Ant Factor</th> <th>Cable Loss</th> <th>Preamp Loss</th> <th>APos</th> <th>TPos</th> <th>Remark</th> </tr> <tr> <th></th> <th>MHz</th> <th>dBuV/m</th> <th>dBuV/m</th> <th></th> <th>dBuV</th> <th>dB/m</th> <th>dB</th> <th>dB</th> <th>cm</th> <th>deg</th> <th></th> </tr> </thead> <tbody> <tr> <td>1</td> <td>2489.38</td> <td>42.03</td> <td>54.00</td> <td>-11.97</td> <td>38.24</td> <td>32.47</td> <td>4.93</td> <td>33.61</td> <td>145</td> <td>149</td> <td>AVERAGE</td> </tr> </tbody> </table>	1	Freq	Level	Limit	Line Margin	Read Level	Ant Factor	Cable Loss	Preamp Loss	APos	TPos	Remark		MHz	dBuV/m	dBuV/m		dBuV	dB/m	dB	dB	cm	deg		1	2489.38	42.03	54.00	-11.97	38.24	32.47	4.93	33.61	145	149	AVERAGE	Blank
1	Freq	Level	Limit	Line Margin	Read Level	Ant Factor	Cable Loss	Preamp Loss	APos	TPos	Remark																											
	MHz	dBuV/m	dBuV/m		dBuV	dB/m	dB	dB	cm	deg																												
1	2489.38	42.03	54.00	-11.97	38.24	32.47	4.93	33.61	145	149	AVERAGE																											



Mode	2																																																																			
	Band Edge - L																																																																			
	2400-2483.5_Bluetooth-LE_GSKF_CH19_2440MHz																																																																			
ANT	1																																																																			
Pol.	Horizontal	Fundamental																																																																		
Peak	 <p>Level (dBuV/m) vs Frequency (MHz) plot for Horizontal polarization. The y-axis ranges from 0 to 130 dBuV/m, and the x-axis ranges from 2310 to 2440 MHz. A significant peak is visible at approximately 2388 MHz.</p> <p>Site : 03CH03-SZ Condition: PEAK_BE_74 3m ANT3117_0057 VERTICAL : RBW:1000.000kHz VBW:3000.000kHz Mode : 5 Setting : Default Plane : Y with accessories : 352000530016413/352000530016421</p> <table border="1"> <thead> <tr> <th>Freq</th> <th>Level</th> <th>Limit</th> <th>Margin</th> <th>Read</th> <th>Ant</th> <th>Cable</th> <th>Preamp</th> <th>APos</th> <th>TPos</th> <th>Remark</th> </tr> <tr> <th>MHz</th> <th>dBuV/m</th> <th>dBuV/m</th> <th></th> <th>dBuV</th> <th>dB/m</th> <th>dB</th> <th>dB</th> <th>cm</th> <th>deg</th> <th></th> </tr> </thead> <tbody> <tr> <td>1</td> <td>2353.42</td> <td>53.62</td> <td>74.00</td> <td>-20.38</td> <td>50.43</td> <td>32.12</td> <td>4.76</td> <td>33.69</td> <td>100</td> <td>84 PEAK</td> </tr> </tbody> </table>	Freq	Level	Limit	Margin	Read	Ant	Cable	Preamp	APos	TPos	Remark	MHz	dBuV/m	dBuV/m		dBuV	dB/m	dB	dB	cm	deg		1	2353.42	53.62	74.00	-20.38	50.43	32.12	4.76	33.69	100	84 PEAK	 <p>Level (dBuV/m) vs Frequency (MHz) plot for Fundamental polarization. The y-axis ranges from 0 to 130 dBuV/m, and the x-axis ranges from 1000 to 3000 MHz. A significant peak is visible at approximately 2440 MHz.</p> <p>Site : 03CH03-SZ Condition: PEAK_74 3m ANT3117_0057 VERTICAL : RBW:1000.000kHz VBW:3000.000kHz Mode : 5 Setting : Default Plane : Y with accessories : 352000530016413/352000530016421</p> <table border="1"> <thead> <tr> <th>Freq</th> <th>Level</th> <th>Limit</th> <th>Margin</th> <th>Read</th> <th>Ant</th> <th>Cable</th> <th>Preamp</th> <th>APos</th> <th>TPos</th> <th>Remark</th> </tr> <tr> <th>MHz</th> <th>dBuV/m</th> <th>dBuV/m</th> <th></th> <th>dBuV</th> <th>dB/m</th> <th>dB</th> <th>dB</th> <th>cm</th> <th>deg</th> <th></th> </tr> </thead> <tbody> <tr> <td>1</td> <td>2440.00</td> <td>92.85</td> <td>-----</td> <td>89.29</td> <td>32.34</td> <td>4.86</td> <td>33.64</td> <td>100</td> <td>84</td> <td>PEAK</td> </tr> </tbody> </table>	Freq	Level	Limit	Margin	Read	Ant	Cable	Preamp	APos	TPos	Remark	MHz	dBuV/m	dBuV/m		dBuV	dB/m	dB	dB	cm	deg		1	2440.00	92.85	-----	89.29	32.34	4.86	33.64	100	84	PEAK
	Freq	Level	Limit	Margin	Read	Ant	Cable	Preamp	APos	TPos	Remark																																																									
MHz	dBuV/m	dBuV/m		dBuV	dB/m	dB	dB	cm	deg																																																											
1	2353.42	53.62	74.00	-20.38	50.43	32.12	4.76	33.69	100	84 PEAK																																																										
Freq	Level	Limit	Margin	Read	Ant	Cable	Preamp	APos	TPos	Remark																																																										
MHz	dBuV/m	dBuV/m		dBuV	dB/m	dB	dB	cm	deg																																																											
1	2440.00	92.85	-----	89.29	32.34	4.86	33.64	100	84	PEAK																																																										
Avg	 <p>Level (dBuV/m) vs Frequency (MHz) plot for Horizontal polarization. The y-axis ranges from 0 to 130 dBuV/m, and the x-axis ranges from 2310 to 2440 MHz. The plot shows the average level across the frequency range.</p> <p>Site : 03CH03-SZ Condition: AVG_BE_54 3m ANT3117_0057 VERTICAL : RBW:1000.000kHz VBW:3.000kHz Mode : 5 Setting : Default Plane : Y with accessories : 352000530016413/352000530016421</p> <table border="1"> <thead> <tr> <th>Freq</th> <th>Level</th> <th>Limit</th> <th>Margin</th> <th>Read</th> <th>Ant</th> <th>Cable</th> <th>Preamp</th> <th>APos</th> <th>TPos</th> <th>Remark</th> </tr> <tr> <th>MHz</th> <th>dBuV/m</th> <th>dBuV/m</th> <th></th> <th>dBuV</th> <th>dB/m</th> <th>dB</th> <th>dB</th> <th>cm</th> <th>deg</th> <th></th> </tr> </thead> <tbody> <tr> <td>1</td> <td>2387.48</td> <td>41.21</td> <td>54.00</td> <td>-12.79</td> <td>37.88</td> <td>32.21</td> <td>4.79</td> <td>33.67</td> <td>100</td> <td>84 AVERAGE</td> </tr> </tbody> </table>	Freq	Level	Limit	Margin	Read	Ant	Cable	Preamp	APos	TPos	Remark	MHz	dBuV/m	dBuV/m		dBuV	dB/m	dB	dB	cm	deg		1	2387.48	41.21	54.00	-12.79	37.88	32.21	4.79	33.67	100	84 AVERAGE	 <p>Level (dBuV/m) vs Frequency (MHz) plot for Fundamental polarization. The y-axis ranges from 0 to 130 dBuV/m, and the x-axis ranges from 1000 to 3000 MHz. The plot shows the average level across the frequency range.</p> <p>Site : 03CH03-SZ Condition: AVG_54 3m ANT3117_0057 VERTICAL : RBW:1000.000kHz VBW:3.000kHz Mode : 5 Setting : Default Plane : Y with accessories : 352000530016413/352000530016421</p> <table border="1"> <thead> <tr> <th>Freq</th> <th>Level</th> <th>Limit</th> <th>Margin</th> <th>Read</th> <th>Ant</th> <th>Cable</th> <th>Preamp</th> <th>APos</th> <th>TPos</th> <th>Remark</th> </tr> <tr> <th>MHz</th> <th>dBuV/m</th> <th>dBuV/m</th> <th></th> <th>dBuV</th> <th>dB/m</th> <th>dB</th> <th>dB</th> <th>cm</th> <th>deg</th> <th></th> </tr> </thead> <tbody> <tr> <td>1</td> <td>2440.00</td> <td>91.72</td> <td>54.00</td> <td>37.72</td> <td>88.16</td> <td>32.34</td> <td>4.86</td> <td>33.64</td> <td>100</td> <td>84 AVERAGE</td> </tr> </tbody> </table>	Freq	Level	Limit	Margin	Read	Ant	Cable	Preamp	APos	TPos	Remark	MHz	dBuV/m	dBuV/m		dBuV	dB/m	dB	dB	cm	deg		1	2440.00	91.72	54.00	37.72	88.16	32.34	4.86	33.64	100	84 AVERAGE
Freq	Level	Limit	Margin	Read	Ant	Cable	Preamp	APos	TPos	Remark																																																										
MHz	dBuV/m	dBuV/m		dBuV	dB/m	dB	dB	cm	deg																																																											
1	2387.48	41.21	54.00	-12.79	37.88	32.21	4.79	33.67	100	84 AVERAGE																																																										
Freq	Level	Limit	Margin	Read	Ant	Cable	Preamp	APos	TPos	Remark																																																										
MHz	dBuV/m	dBuV/m		dBuV	dB/m	dB	dB	cm	deg																																																											
1	2440.00	91.72	54.00	37.72	88.16	32.34	4.86	33.64	100	84 AVERAGE																																																										



Mode	2																																		
	Band Edge - R																																		
	2400-2483.5_Bluetooth-LE_GSKF_CH19_2440MHz																																		
ANT	1																																		
Pol.	Horizontal	Fundamental																																	
Peak	<p>Date: 2023-05-18</p> <p>Level (dBuV/m)</p> <p>Frequency (MHz)</p> <p>PEAK_BE_74</p> <p>Site : 03CH03-SZ Condition: PEAK_BE_74 3m ANT3117_0057 VERTICAL : RBW:1000.000kHz VBW:3000.000kHz Mode : 5 Setting : Default Plane : Y with accessories : 352000530016413/352000530016421</p> <table border="1"> <thead> <tr> <th>Freq</th> <th>Level</th> <th>Limit</th> <th>Margin</th> <th>Read</th> <th>Ant</th> <th>Cable</th> <th>Preamp</th> <th>Apos</th> <th>TPos</th> <th>Remark</th> </tr> <tr> <th>MHz</th> <th>dBuV/m</th> <th>dBuV/m</th> <th></th> <th>dBuV</th> <th>dB/m</th> <th>dB</th> <th>dB</th> <th>cm</th> <th>deg</th> <th></th> </tr> </thead> <tbody> <tr> <td>1</td> <td>2496.58</td> <td>54.27</td> <td>74.00</td> <td>-19.73</td> <td>50.44</td> <td>32.49</td> <td>4.94</td> <td>33.60</td> <td>100</td> <td>84 PEAK</td> </tr> </tbody> </table>	Freq	Level	Limit	Margin	Read	Ant	Cable	Preamp	Apos	TPos	Remark	MHz	dBuV/m	dBuV/m		dBuV	dB/m	dB	dB	cm	deg		1	2496.58	54.27	74.00	-19.73	50.44	32.49	4.94	33.60	100	84 PEAK	Blank
Freq	Level	Limit	Margin	Read	Ant	Cable	Preamp	Apos	TPos	Remark																									
MHz	dBuV/m	dBuV/m		dBuV	dB/m	dB	dB	cm	deg																										
1	2496.58	54.27	74.00	-19.73	50.44	32.49	4.94	33.60	100	84 PEAK																									
Avg	<p>Date: 2023-05-18</p> <p>Level (dBuV/m)</p> <p>Frequency (MHz)</p> <p>AVG_BE_54</p> <p>Site : 03CH03-SZ Condition: AVG_BE_54 3m ANT3117_0057 VERTICAL : RBW:1000.000kHz VBW:3.000kHz Mode : 5 Setting : Default Plane : Y with accessories : 352000530016413/352000530016421</p> <table border="1"> <thead> <tr> <th>Freq</th> <th>Level</th> <th>Limit</th> <th>Margin</th> <th>Read</th> <th>Ant</th> <th>Cable</th> <th>Preamp</th> <th>Apos</th> <th>TPos</th> <th>Remark</th> </tr> <tr> <th>MHz</th> <th>dBuV/m</th> <th>dBuV/m</th> <th>(dB)</th> <th>dBuV</th> <th>dB/m</th> <th>dB</th> <th>dB</th> <th>cm</th> <th>deg</th> <th></th> </tr> </thead> <tbody> <tr> <td>1</td> <td>2498.80</td> <td>41.76</td> <td>54.00</td> <td>-12.24</td> <td>37.92</td> <td>32.50</td> <td>4.94</td> <td>33.60</td> <td>100</td> <td>84 AVERAGE</td> </tr> </tbody> </table>	Freq	Level	Limit	Margin	Read	Ant	Cable	Preamp	Apos	TPos	Remark	MHz	dBuV/m	dBuV/m	(dB)	dBuV	dB/m	dB	dB	cm	deg		1	2498.80	41.76	54.00	-12.24	37.92	32.50	4.94	33.60	100	84 AVERAGE	Blank
Freq	Level	Limit	Margin	Read	Ant	Cable	Preamp	Apos	TPos	Remark																									
MHz	dBuV/m	dBuV/m	(dB)	dBuV	dB/m	dB	dB	cm	deg																										
1	2498.80	41.76	54.00	-12.24	37.92	32.50	4.94	33.60	100	84 AVERAGE																									



Mode	2																																																																																																	
	Harmonic																																																																																																	
	2400-2483.5_Bluetooth-LE_GSKF_CH19_2440MHZ																																																																																																	
ANT	1																																																																																																	
Pol.	Horizontal	Vertical																																																																																																
Peak Avg	<p>Date: 2023-05-07</p> <p>Site : 03CH03-SZ Condition: PEAK_74 3m ANT3117_0057 HORIZONTAL Mode : 5 Setting : Default Plane : Y with accessories : 352000530016413/352000530016421</p> <table border="1"> <thead> <tr> <th>Limit</th> <th>Read</th> <th>Ant</th> <th>Cable</th> <th>Preamp</th> <th>APos</th> <th>TPos</th> <th>Remark</th> </tr> <tr> <th>Freq</th> <th>Level</th> <th>Line</th> <th>Margin</th> <th>Level</th> <th>Factor</th> <th>Loss</th> <th>Factor</th> </tr> <tr> <th>MHz</th> <th>dBuV/m</th> <th>dBuV/m</th> <th>dB</th> <th>dBuV</th> <th>dB/m</th> <th>dB</th> <th>dB</th> </tr> </thead> <tbody> <tr> <td>1</td> <td>4880.00</td> <td>43.93</td> <td>74.00</td> <td>-30.07</td> <td>54.35</td> <td>34.65</td> <td>7.77</td> <td>52.84</td> <td>---</td> <td>---</td> <td>Peak</td> </tr> <tr> <td>2</td> <td>7320.00</td> <td>44.81</td> <td>74.00</td> <td>-29.19</td> <td>53.54</td> <td>36.42</td> <td>8.96</td> <td>54.11</td> <td>---</td> <td>---</td> <td>Peak</td> </tr> </tbody> </table>	Limit	Read	Ant	Cable	Preamp	APos	TPos	Remark	Freq	Level	Line	Margin	Level	Factor	Loss	Factor	MHz	dBuV/m	dBuV/m	dB	dBuV	dB/m	dB	dB	1	4880.00	43.93	74.00	-30.07	54.35	34.65	7.77	52.84	---	---	Peak	2	7320.00	44.81	74.00	-29.19	53.54	36.42	8.96	54.11	---	---	Peak	<p>Date: 2023-05-07</p> <p>Site : 03CH03-SZ Condition: PEAK_74 3m ANT3117_0057 VERTICAL Mode : 5 Setting : Default Plane : Y with accessories : 352000530016413/352000530016421</p> <table border="1"> <thead> <tr> <th>Limit</th> <th>Read</th> <th>Ant</th> <th>Cable</th> <th>Preamp</th> <th>APos</th> <th>TPos</th> <th>Remark</th> </tr> <tr> <th>Freq</th> <th>Level</th> <th>Line</th> <th>Margin</th> <th>Level</th> <th>Factor</th> <th>Loss</th> <th>Factor</th> </tr> <tr> <th>MHz</th> <th>dBuV/m</th> <th>dBuV/m</th> <th>dB</th> <th>dBuV</th> <th>dB/m</th> <th>dB</th> <th>dB</th> </tr> </thead> <tbody> <tr> <td>1</td> <td>4880.00</td> <td>44.50</td> <td>74.00</td> <td>-29.50</td> <td>54.92</td> <td>34.65</td> <td>7.77</td> <td>52.84</td> <td>---</td> <td>---</td> <td>Peak</td> </tr> <tr> <td>2</td> <td>7320.00</td> <td>45.25</td> <td>74.00</td> <td>-28.75</td> <td>53.98</td> <td>36.42</td> <td>8.96</td> <td>54.11</td> <td>---</td> <td>---</td> <td>Peak</td> </tr> </tbody> </table>	Limit	Read	Ant	Cable	Preamp	APos	TPos	Remark	Freq	Level	Line	Margin	Level	Factor	Loss	Factor	MHz	dBuV/m	dBuV/m	dB	dBuV	dB/m	dB	dB	1	4880.00	44.50	74.00	-29.50	54.92	34.65	7.77	52.84	---	---	Peak	2	7320.00	45.25	74.00	-28.75	53.98	36.42	8.96	54.11	---	---	Peak
	Limit	Read	Ant	Cable	Preamp	APos	TPos	Remark																																																																																										
Freq	Level	Line	Margin	Level	Factor	Loss	Factor																																																																																											
MHz	dBuV/m	dBuV/m	dB	dBuV	dB/m	dB	dB																																																																																											
1	4880.00	43.93	74.00	-30.07	54.35	34.65	7.77	52.84	---	---	Peak																																																																																							
2	7320.00	44.81	74.00	-29.19	53.54	36.42	8.96	54.11	---	---	Peak																																																																																							
Limit	Read	Ant	Cable	Preamp	APos	TPos	Remark																																																																																											
Freq	Level	Line	Margin	Level	Factor	Loss	Factor																																																																																											
MHz	dBuV/m	dBuV/m	dB	dBuV	dB/m	dB	dB																																																																																											
1	4880.00	44.50	74.00	-29.50	54.92	34.65	7.77	52.84	---	---	Peak																																																																																							
2	7320.00	45.25	74.00	-28.75	53.98	36.42	8.96	54.11	---	---	Peak																																																																																							



Mode	3																																																																																									
	Band Edge																																																																																									
	2400-2483.5_Bluetooth-LE_GSKF_CH39_2480MHz																																																																																									
ANT	1																																																																																									
Pol.	Horizontal	Fundamental																																																																																								
Peak	<p>Date: 2023-05-06</p> <p>Site : 03CH03-SZ Condition: PEAK_BE_74 3m ANT3117_0057 HORIZONTAL : RBW:1000.000kHz VBW:3000.000kHz Mode : 6 Setting : Default Plane : Y with accessories : 352000530016413/352000530016421</p> <table border="1"> <thead> <tr> <th>Limit</th> <th>Read</th> <th>Ant</th> <th>Cable</th> <th>Preamp</th> <th>APos</th> <th>TPos</th> <th>Remark</th> </tr> <tr> <th>Freq</th> <th>Level</th> <th>Line</th> <th>Margin</th> <th>Level</th> <th>Factor</th> <th>Loss</th> <th>Factor</th> </tr> <tr> <th>MHz</th> <th>dBuV/m</th> <th>dBuV/m</th> <th>dBuV</th> <th>dB/m</th> <th>dB</th> <th>dB</th> <th>cm</th> </tr> <tr> <th></th> <th></th> <th></th> <th></th> <th></th> <th></th> <th></th> <th>deg</th> </tr> </thead> <tbody> <tr> <td>1</td> <td>2491.10</td> <td>53.69</td> <td>74.00</td> <td>-20.31</td> <td>49.89</td> <td>32.48</td> <td>4.93</td> <td>33.61</td> <td>186</td> <td>153</td> <td>PEAK</td> </tr> </tbody> </table>	Limit	Read	Ant	Cable	Preamp	APos	TPos	Remark	Freq	Level	Line	Margin	Level	Factor	Loss	Factor	MHz	dBuV/m	dBuV/m	dBuV	dB/m	dB	dB	cm								deg	1	2491.10	53.69	74.00	-20.31	49.89	32.48	4.93	33.61	186	153	PEAK	<p>Date: 2023-05-06</p> <p>Site : 03CH03-SZ Condition: PEAK_74 3m ANT3117_0057 HORIZONTAL : RBW:1000.000kHz VBW:3000.000kHz Mode : 6 Setting : Default Plane : Y with accessories : 352000530016413/352000530016421</p> <table border="1"> <thead> <tr> <th>Limit</th> <th>Read</th> <th>Ant</th> <th>Cable</th> <th>Preamp</th> <th>APos</th> <th>TPos</th> <th>Remark</th> </tr> <tr> <th>Freq</th> <th>Level</th> <th>Line</th> <th>Margin</th> <th>Level</th> <th>Factor</th> <th>Loss</th> <th>Factor</th> </tr> <tr> <th>MHz</th> <th>dBuV/m</th> <th>dBuV/m</th> <th>dBuV</th> <th>dB/m</th> <th>dB</th> <th>dB</th> <th>cm</th> </tr> <tr> <th></th> <th></th> <th></th> <th></th> <th></th> <th></th> <th></th> <th>deg</th> </tr> </thead> <tbody> <tr> <td>1</td> <td>2480.00</td> <td>92.27</td> <td>-----</td> <td>-----</td> <td>88.51</td> <td>32.45</td> <td>4.92</td> <td>33.61</td> <td>186</td> <td>153</td> <td>PEAK</td> </tr> </tbody> </table>	Limit	Read	Ant	Cable	Preamp	APos	TPos	Remark	Freq	Level	Line	Margin	Level	Factor	Loss	Factor	MHz	dBuV/m	dBuV/m	dBuV	dB/m	dB	dB	cm								deg	1	2480.00	92.27	-----	-----	88.51	32.45	4.92	33.61	186	153	PEAK
	Limit	Read	Ant	Cable	Preamp	APos	TPos	Remark																																																																																		
Freq	Level	Line	Margin	Level	Factor	Loss	Factor																																																																																			
MHz	dBuV/m	dBuV/m	dBuV	dB/m	dB	dB	cm																																																																																			
							deg																																																																																			
1	2491.10	53.69	74.00	-20.31	49.89	32.48	4.93	33.61	186	153	PEAK																																																																															
Limit	Read	Ant	Cable	Preamp	APos	TPos	Remark																																																																																			
Freq	Level	Line	Margin	Level	Factor	Loss	Factor																																																																																			
MHz	dBuV/m	dBuV/m	dBuV	dB/m	dB	dB	cm																																																																																			
							deg																																																																																			
1	2480.00	92.27	-----	-----	88.51	32.45	4.92	33.61	186	153	PEAK																																																																															
Avg	<p>Date: 2023-05-06</p> <p>Site : 03CH03-SZ Condition: AVG_BE_54 3m ANT3117_0057 HORIZONTAL : RBW:1000.000kHz VBW:3.000kHz Mode : 6 Setting : Default Plane : Y with accessories : 352000530016413/352000530016421</p> <table border="1"> <thead> <tr> <th>Limit</th> <th>Read</th> <th>Ant</th> <th>Cable</th> <th>Preamp</th> <th>APos</th> <th>TPos</th> <th>Remark</th> </tr> <tr> <th>Freq</th> <th>Level</th> <th>Line</th> <th>Margin</th> <th>Level</th> <th>Factor</th> <th>Loss</th> <th>Factor</th> </tr> <tr> <th>MHz</th> <th>dBuV/m</th> <th>dBuV/m</th> <th>dBuV</th> <th>dB/m</th> <th>dB</th> <th>dB</th> <th>cm</th> </tr> <tr> <th></th> <th></th> <th></th> <th></th> <th></th> <th></th> <th></th> <th>deg</th> </tr> </thead> <tbody> <tr> <td>1</td> <td>2487.04</td> <td>42.16</td> <td>54.00</td> <td>-11.84</td> <td>38.38</td> <td>32.47</td> <td>4.92</td> <td>33.61</td> <td>186</td> <td>153</td> <td>AVERAGE</td> </tr> </tbody> </table>	Limit	Read	Ant	Cable	Preamp	APos	TPos	Remark	Freq	Level	Line	Margin	Level	Factor	Loss	Factor	MHz	dBuV/m	dBuV/m	dBuV	dB/m	dB	dB	cm								deg	1	2487.04	42.16	54.00	-11.84	38.38	32.47	4.92	33.61	186	153	AVERAGE	<p>Date: 2023-05-06</p> <p>Site : 03CH03-SZ Condition: AVG_54 3m ANT3117_0057 HORIZONTAL : RBW:1000.000kHz VBW:3.000kHz Mode : 6 Setting : Default Plane : Y with accessories : 352000530016413/352000530016421</p> <table border="1"> <thead> <tr> <th>Limit</th> <th>Read</th> <th>Ant</th> <th>Cable</th> <th>Preamp</th> <th>APos</th> <th>TPos</th> <th>Remark</th> </tr> <tr> <th>Freq</th> <th>Level</th> <th>Line</th> <th>Margin</th> <th>Level</th> <th>Factor</th> <th>Loss</th> <th>Factor</th> </tr> <tr> <th>MHz</th> <th>dBuV/m</th> <th>dBuV/m</th> <th>dBuV</th> <th>dB/m</th> <th>dB</th> <th>dB</th> <th>cm</th> </tr> <tr> <th></th> <th></th> <th></th> <th></th> <th></th> <th></th> <th></th> <th>deg</th> </tr> </thead> <tbody> <tr> <td>1</td> <td>2480.00</td> <td>91.43</td> <td>-----</td> <td>-----</td> <td>87.67</td> <td>32.45</td> <td>4.92</td> <td>33.61</td> <td>186</td> <td>153</td> <td>AVERAGE</td> </tr> </tbody> </table>	Limit	Read	Ant	Cable	Preamp	APos	TPos	Remark	Freq	Level	Line	Margin	Level	Factor	Loss	Factor	MHz	dBuV/m	dBuV/m	dBuV	dB/m	dB	dB	cm								deg	1	2480.00	91.43	-----	-----	87.67	32.45	4.92	33.61	186	153	AVERAGE
Limit	Read	Ant	Cable	Preamp	APos	TPos	Remark																																																																																			
Freq	Level	Line	Margin	Level	Factor	Loss	Factor																																																																																			
MHz	dBuV/m	dBuV/m	dBuV	dB/m	dB	dB	cm																																																																																			
							deg																																																																																			
1	2487.04	42.16	54.00	-11.84	38.38	32.47	4.92	33.61	186	153	AVERAGE																																																																															
Limit	Read	Ant	Cable	Preamp	APos	TPos	Remark																																																																																			
Freq	Level	Line	Margin	Level	Factor	Loss	Factor																																																																																			
MHz	dBuV/m	dBuV/m	dBuV	dB/m	dB	dB	cm																																																																																			
							deg																																																																																			
1	2480.00	91.43	-----	-----	87.67	32.45	4.92	33.61	186	153	AVERAGE																																																																															



Mode	3																																																																															
	Band Edge																																																																															
	2400-2483.5_Bluetooth-LE_GSKF_CH39_2480MHz																																																																															
ANT	1																																																																															
Pol.	Vertical	Fundamental																																																																														
Peak	<p>Date: 2023-05-06</p> <p>Site : 03CH03-SZ Condition: PEAK_BE_74 3m ANT3117_0057 VERTICAL : RBW:1000.000kHz VBW:3000.000kHz Mode : 6 Setting : Default Plane : Y with accessories : 352000530016413/352000530016421</p> <table border="1"> <thead> <tr> <th>Limit</th> <th>Read</th> <th>Ant</th> <th>Cable</th> <th>APos</th> <th>TPos</th> <th>Remark</th> </tr> <tr> <th>Freq</th> <th>Level</th> <th>Line</th> <th>Margin</th> <th>Level</th> <th>Factor</th> <th>Loss Factor</th> <th>APos</th> <th>TPos</th> <th>Remark</th> </tr> <tr> <th>MHz</th> <th>dBuV/m</th> <th>dBuV/m</th> <th>dBuV</th> <th>dB/m</th> <th>dB</th> <th>dB</th> <th>cm</th> <th>deg</th> <th>PEAK</th> </tr> </thead> <tbody> <tr> <td>1</td> <td>2497.40</td> <td>54.40</td> <td>74.00</td> <td>-19.60</td> <td>50.57</td> <td>32.49</td> <td>4.94</td> <td>33.60</td> <td>146</td> <td>183</td> <td>PEAK</td> </tr> </tbody> </table>	Limit	Read	Ant	Cable	APos	TPos	Remark	Freq	Level	Line	Margin	Level	Factor	Loss Factor	APos	TPos	Remark	MHz	dBuV/m	dBuV/m	dBuV	dB/m	dB	dB	cm	deg	PEAK	1	2497.40	54.40	74.00	-19.60	50.57	32.49	4.94	33.60	146	183	PEAK	<p>Date: 2023-05-06</p> <p>Site : 03CH03-SZ Condition: PEAK_74 3m ANT3117_0057 VERTICAL : RBW:1000.000kHz VBW:3000.000kHz Mode : 6 Setting : Default Plane : Y with accessories : 352000530016413/352000530016421</p> <table border="1"> <thead> <tr> <th>Limit</th> <th>Read</th> <th>Ant</th> <th>Cable</th> <th>APos</th> <th>TPos</th> <th>Remark</th> </tr> <tr> <th>Freq</th> <th>Level</th> <th>Line</th> <th>Margin</th> <th>Level</th> <th>Factor</th> <th>Loss Factor</th> <th>APos</th> <th>TPos</th> <th>Remark</th> </tr> <tr> <th>MHz</th> <th>dBuV/m</th> <th>dBuV/m</th> <th>dBuV</th> <th>dB/m</th> <th>dB</th> <th>dB</th> <th>cm</th> <th>deg</th> <th>PEAK</th> </tr> </thead> <tbody> <tr> <td>1</td> <td>2480.00</td> <td>92.73</td> <td>-----</td> <td>-----</td> <td>88.97</td> <td>32.45</td> <td>4.92</td> <td>33.61</td> <td>146</td> <td>183</td> <td>PEAK</td> </tr> </tbody> </table>	Limit	Read	Ant	Cable	APos	TPos	Remark	Freq	Level	Line	Margin	Level	Factor	Loss Factor	APos	TPos	Remark	MHz	dBuV/m	dBuV/m	dBuV	dB/m	dB	dB	cm	deg	PEAK	1	2480.00	92.73	-----	-----	88.97	32.45	4.92	33.61	146	183	PEAK
	Limit	Read	Ant	Cable	APos	TPos	Remark																																																																									
Freq	Level	Line	Margin	Level	Factor	Loss Factor	APos	TPos	Remark																																																																							
MHz	dBuV/m	dBuV/m	dBuV	dB/m	dB	dB	cm	deg	PEAK																																																																							
1	2497.40	54.40	74.00	-19.60	50.57	32.49	4.94	33.60	146	183	PEAK																																																																					
Limit	Read	Ant	Cable	APos	TPos	Remark																																																																										
Freq	Level	Line	Margin	Level	Factor	Loss Factor	APos	TPos	Remark																																																																							
MHz	dBuV/m	dBuV/m	dBuV	dB/m	dB	dB	cm	deg	PEAK																																																																							
1	2480.00	92.73	-----	-----	88.97	32.45	4.92	33.61	146	183	PEAK																																																																					
Avg	<p>Date: 2023-05-06</p> <p>Site : 03CH03-SZ Condition: AVG_BE_54 3m ANT3117_0057 VERTICAL : RBW:1000.000kHz VBW:3.000kHz Mode : 6 Setting : Default Plane : Y with accessories : 352000530016413/352000530016421</p> <table border="1"> <thead> <tr> <th>Limit</th> <th>Read</th> <th>Ant</th> <th>Cable</th> <th>APos</th> <th>TPos</th> <th>Remark</th> </tr> <tr> <th>Freq</th> <th>Level</th> <th>Line</th> <th>Margin</th> <th>Level</th> <th>Factor</th> <th>Loss Factor</th> <th>APos</th> <th>TPos</th> <th>Remark</th> </tr> <tr> <th>MHz</th> <th>dBuV/m</th> <th>dBuV/m</th> <th>dBuV</th> <th>dB/m</th> <th>dB</th> <th>dB</th> <th>cm</th> <th>deg</th> <th>AVERAGE</th> </tr> </thead> <tbody> <tr> <td>1</td> <td>2498.26</td> <td>42.24</td> <td>54.00</td> <td>-11.76</td> <td>38.40</td> <td>32.50</td> <td>4.94</td> <td>33.60</td> <td>146</td> <td>183</td> <td>AVERAGE</td> </tr> </tbody> </table>	Limit	Read	Ant	Cable	APos	TPos	Remark	Freq	Level	Line	Margin	Level	Factor	Loss Factor	APos	TPos	Remark	MHz	dBuV/m	dBuV/m	dBuV	dB/m	dB	dB	cm	deg	AVERAGE	1	2498.26	42.24	54.00	-11.76	38.40	32.50	4.94	33.60	146	183	AVERAGE	<p>Date: 2023-05-06</p> <p>Site : 03CH03-SZ Condition: AVG_54 3m ANT3117_0057 VERTICAL : RBW:1000.000kHz VBW:3.000kHz Mode : 6 Setting : Default Plane : Y with accessories : 352000530016413/352000530016421</p> <table border="1"> <thead> <tr> <th>Limit</th> <th>Read</th> <th>Ant</th> <th>Cable</th> <th>APos</th> <th>TPos</th> <th>Remark</th> </tr> <tr> <th>Freq</th> <th>Level</th> <th>Line</th> <th>Margin</th> <th>Level</th> <th>Factor</th> <th>Loss Factor</th> <th>APos</th> <th>TPos</th> <th>Remark</th> </tr> <tr> <th>MHz</th> <th>dBuV/m</th> <th>dBuV/m</th> <th>dBuV</th> <th>dB/m</th> <th>dB</th> <th>dB</th> <th>cm</th> <th>deg</th> <th>AVERAGE</th> </tr> </thead> <tbody> <tr> <td>1</td> <td>2480.00</td> <td>91.85</td> <td>-----</td> <td>-----</td> <td>88.09</td> <td>32.45</td> <td>4.92</td> <td>33.61</td> <td>146</td> <td>183</td> <td>AVERAGE</td> </tr> </tbody> </table>	Limit	Read	Ant	Cable	APos	TPos	Remark	Freq	Level	Line	Margin	Level	Factor	Loss Factor	APos	TPos	Remark	MHz	dBuV/m	dBuV/m	dBuV	dB/m	dB	dB	cm	deg	AVERAGE	1	2480.00	91.85	-----	-----	88.09	32.45	4.92	33.61	146	183	AVERAGE
Limit	Read	Ant	Cable	APos	TPos	Remark																																																																										
Freq	Level	Line	Margin	Level	Factor	Loss Factor	APos	TPos	Remark																																																																							
MHz	dBuV/m	dBuV/m	dBuV	dB/m	dB	dB	cm	deg	AVERAGE																																																																							
1	2498.26	42.24	54.00	-11.76	38.40	32.50	4.94	33.60	146	183	AVERAGE																																																																					
Limit	Read	Ant	Cable	APos	TPos	Remark																																																																										
Freq	Level	Line	Margin	Level	Factor	Loss Factor	APos	TPos	Remark																																																																							
MHz	dBuV/m	dBuV/m	dBuV	dB/m	dB	dB	cm	deg	AVERAGE																																																																							
1	2480.00	91.85	-----	-----	88.09	32.45	4.92	33.61	146	183	AVERAGE																																																																					



Mode	3																																																																																																	
	Harmonic																																																																																																	
	2400-2483.5_Bluetooth-LE_GSKF_CH39_2480MHz																																																																																																	
ANT	1																																																																																																	
Pol.	Horizontal	Vertical																																																																																																
Peak Avg	<p>Date: 2023-05-07</p> <p>Site : 03CH03-SZ Condition: PEAK_74 3m ANT3117_0057 HORIZONTAL Mode : 6 Setting : Default Plane : Y with accessories : 352000530016413/352000530016421</p> <table border="1"> <thead> <tr> <th>Limit</th> <th>Read</th> <th>Ant</th> <th>Cable</th> <th>Preamp</th> <th>APos</th> <th>TPos</th> <th>Remark</th> </tr> <tr> <th>Freq</th> <th>Level</th> <th>Line</th> <th>Margin</th> <th>Level</th> <th>Factor</th> <th>Loss</th> <th>Factor</th> </tr> <tr> <th>MHz</th> <th>dBuV/m</th> <th>dBuV/m</th> <th>dB</th> <th>dBuV</th> <th>dB/m</th> <th>dB</th> <th>dB</th> </tr> </thead> <tbody> <tr> <td>1</td> <td>4960.00</td> <td>44.05</td> <td>74.00</td> <td>-29.95</td> <td>54.36</td> <td>34.62</td> <td>7.81</td> <td>52.74</td> <td>---</td> <td>---</td> <td>Peak</td> </tr> <tr> <td>2</td> <td>7440.00</td> <td>45.08</td> <td>74.00</td> <td>-28.92</td> <td>53.39</td> <td>36.54</td> <td>9.19</td> <td>54.04</td> <td>---</td> <td>---</td> <td>Peak</td> </tr> </tbody> </table>	Limit	Read	Ant	Cable	Preamp	APos	TPos	Remark	Freq	Level	Line	Margin	Level	Factor	Loss	Factor	MHz	dBuV/m	dBuV/m	dB	dBuV	dB/m	dB	dB	1	4960.00	44.05	74.00	-29.95	54.36	34.62	7.81	52.74	---	---	Peak	2	7440.00	45.08	74.00	-28.92	53.39	36.54	9.19	54.04	---	---	Peak	<p>Date: 2023-05-07</p> <p>Site : 03CH03-SZ Condition: PEAK_74 3m ANT3117_0057 VERTICAL Mode : 6 Setting : Default Plane : Y with accessories : 352000530016413/352000530016421</p> <table border="1"> <thead> <tr> <th>Limit</th> <th>Read</th> <th>Ant</th> <th>Cable</th> <th>Preamp</th> <th>APos</th> <th>TPos</th> <th>Remark</th> </tr> <tr> <th>Freq</th> <th>Level</th> <th>Line</th> <th>Margin</th> <th>Level</th> <th>Factor</th> <th>Loss</th> <th>Factor</th> </tr> <tr> <th>MHz</th> <th>dBuV/m</th> <th>dBuV/m</th> <th>dB</th> <th>dBuV</th> <th>dB/m</th> <th>dB</th> <th>dB</th> </tr> </thead> <tbody> <tr> <td>1</td> <td>4960.00</td> <td>43.74</td> <td>74.00</td> <td>-30.26</td> <td>54.05</td> <td>34.62</td> <td>7.81</td> <td>52.74</td> <td>---</td> <td>---</td> <td>Peak</td> </tr> <tr> <td>2</td> <td>7440.00</td> <td>44.93</td> <td>74.00</td> <td>-29.07</td> <td>53.24</td> <td>36.54</td> <td>9.19</td> <td>54.04</td> <td>---</td> <td>---</td> <td>Peak</td> </tr> </tbody> </table>	Limit	Read	Ant	Cable	Preamp	APos	TPos	Remark	Freq	Level	Line	Margin	Level	Factor	Loss	Factor	MHz	dBuV/m	dBuV/m	dB	dBuV	dB/m	dB	dB	1	4960.00	43.74	74.00	-30.26	54.05	34.62	7.81	52.74	---	---	Peak	2	7440.00	44.93	74.00	-29.07	53.24	36.54	9.19	54.04	---	---	Peak
	Limit	Read	Ant	Cable	Preamp	APos	TPos	Remark																																																																																										
Freq	Level	Line	Margin	Level	Factor	Loss	Factor																																																																																											
MHz	dBuV/m	dBuV/m	dB	dBuV	dB/m	dB	dB																																																																																											
1	4960.00	44.05	74.00	-29.95	54.36	34.62	7.81	52.74	---	---	Peak																																																																																							
2	7440.00	45.08	74.00	-28.92	53.39	36.54	9.19	54.04	---	---	Peak																																																																																							
Limit	Read	Ant	Cable	Preamp	APos	TPos	Remark																																																																																											
Freq	Level	Line	Margin	Level	Factor	Loss	Factor																																																																																											
MHz	dBuV/m	dBuV/m	dB	dBuV	dB/m	dB	dB																																																																																											
1	4960.00	43.74	74.00	-30.26	54.05	34.62	7.81	52.74	---	---	Peak																																																																																							
2	7440.00	44.93	74.00	-29.07	53.24	36.54	9.19	54.04	---	---	Peak																																																																																							



Mode	4																																																																											
	Band Edge																																																																											
	2400-2483.5_Bluetooth-LE_GSKF_CH00_2402MHz																																																																											
ANT	1																																																																											
Pol.	Horizontal	Fundamental																																																																										
Peak	<p>Site : 03CH03-SZ Condition: PEAK_BE_74 3m ANT3117_0057 HORIZONTAL : RBW:1000.000kHz VBW:3000.000kHz Mode : 7 Setting : Default Plane : Y with accessories : 352000530016413/352000530016421</p> <table border="1"> <thead> <tr> <th>Limit</th> <th>Read</th> <th>Ant</th> <th>Cable Preamp</th> <th>APos</th> <th>TPos</th> <th>Remark</th> </tr> <tr> <th>Freq</th> <th>Level</th> <th>Line</th> <th>Margin</th> <th>Level</th> <th>Factor</th> <th>Loss Factor</th> <th>APos</th> <th>TPos</th> <th>Remark</th> </tr> <tr> <th>MHz</th> <th>dBuV/m</th> <th>dBuV/m</th> <th>dBuV</th> <th>dB/m</th> <th>dB</th> <th>dB</th> <th>cm</th> <th>deg</th> <th></th> </tr> </thead> <tbody> <tr> <td>1</td> <td>2389.49</td> <td>53.21</td> <td>74.00</td> <td>-20.79</td> <td>49.87</td> <td>32.21</td> <td>4.80</td> <td>33.67</td> <td>125</td> <td>150 PEAK</td> </tr> </tbody> </table>	Limit	Read	Ant	Cable Preamp	APos	TPos	Remark	Freq	Level	Line	Margin	Level	Factor	Loss Factor	APos	TPos	Remark	MHz	dBuV/m	dBuV/m	dBuV	dB/m	dB	dB	cm	deg		1	2389.49	53.21	74.00	-20.79	49.87	32.21	4.80	33.67	125	150 PEAK	<p>Site : 03CH03-SZ Condition: PEAK_74 3m ANT3117_0057 HORIZONTAL : RBW:1000.000kHz VBW:3000.000kHz Mode : 7 Setting : Default Plane : Y with accessories : 352000530016413/352000530016421</p> <table border="1"> <thead> <tr> <th>Limit</th> <th>Margin</th> <th>Read</th> <th>Ant</th> <th>Cable Preamp</th> <th>APos</th> <th>TPos</th> <th>Remark</th> </tr> <tr> <th>Freq</th> <th>Level</th> <th>Line</th> <th>(dB)</th> <th>Level</th> <th>Factor</th> <th>Loss Factor</th> <th>Remark</th> </tr> <tr> <th>MHz</th> <th>dBuV/m</th> <th>dBuV/m</th> <th>dBuV</th> <th>dB/m</th> <th>dB</th> <th>dB</th> <th>cm</th> <th>deg</th> <th></th> </tr> </thead> <tbody> <tr> <td>1</td> <td>2402.00</td> <td>93.76</td> <td>-----</td> <td>90.36</td> <td>32.25</td> <td>4.81</td> <td>33.66</td> <td>125</td> <td>150 PEAK</td> </tr> </tbody> </table>	Limit	Margin	Read	Ant	Cable Preamp	APos	TPos	Remark	Freq	Level	Line	(dB)	Level	Factor	Loss Factor	Remark	MHz	dBuV/m	dBuV/m	dBuV	dB/m	dB	dB	cm	deg		1	2402.00	93.76	-----	90.36	32.25	4.81	33.66	125	150 PEAK
	Limit	Read	Ant	Cable Preamp	APos	TPos	Remark																																																																					
Freq	Level	Line	Margin	Level	Factor	Loss Factor	APos	TPos	Remark																																																																			
MHz	dBuV/m	dBuV/m	dBuV	dB/m	dB	dB	cm	deg																																																																				
1	2389.49	53.21	74.00	-20.79	49.87	32.21	4.80	33.67	125	150 PEAK																																																																		
Limit	Margin	Read	Ant	Cable Preamp	APos	TPos	Remark																																																																					
Freq	Level	Line	(dB)	Level	Factor	Loss Factor	Remark																																																																					
MHz	dBuV/m	dBuV/m	dBuV	dB/m	dB	dB	cm	deg																																																																				
1	2402.00	93.76	-----	90.36	32.25	4.81	33.66	125	150 PEAK																																																																			
Avg	<p>Site : 03CH03-SZ Condition: AVG_BE_54 3m ANT3117_0057 HORIZONTAL : RBW:1000.000kHz VBW:10.000kHz Mode : 7 Setting : Default Plane : Y with accessories : 352000530016413/352000530016421</p> <table border="1"> <thead> <tr> <th>Limit</th> <th>Read</th> <th>Ant</th> <th>Cable Preamp</th> <th>APos</th> <th>TPos</th> <th>Remark</th> </tr> <tr> <th>Freq</th> <th>Level</th> <th>Line</th> <th>Margin</th> <th>Level</th> <th>Factor</th> <th>Loss Factor</th> <th>APos</th> <th>TPos</th> <th>Remark</th> </tr> <tr> <th>MHz</th> <th>dBuV/m</th> <th>dBuV/m</th> <th>dBuV</th> <th>dB/m</th> <th>dB</th> <th>dB</th> <th>cm</th> <th>deg</th> <th></th> </tr> </thead> <tbody> <tr> <td>1</td> <td>2388.75</td> <td>43.33</td> <td>54.00</td> <td>-10.67</td> <td>40.00</td> <td>32.21</td> <td>4.79</td> <td>33.67</td> <td>125</td> <td>150 AVERAGE</td> </tr> </tbody> </table>	Limit	Read	Ant	Cable Preamp	APos	TPos	Remark	Freq	Level	Line	Margin	Level	Factor	Loss Factor	APos	TPos	Remark	MHz	dBuV/m	dBuV/m	dBuV	dB/m	dB	dB	cm	deg		1	2388.75	43.33	54.00	-10.67	40.00	32.21	4.79	33.67	125	150 AVERAGE	<p>Site : 03CH03-SZ Condition: AVG_54 3m ANT3117_0057 HORIZONTAL : RBW:1000.000kHz VBW:10.000kHz Mode : 7 Setting : Default Plane : Y with accessories : 352000530016413/352000530016421</p> <table border="1"> <thead> <tr> <th>Limit</th> <th>Margin</th> <th>Read</th> <th>Ant</th> <th>Cable Preamp</th> <th>APos</th> <th>TPos</th> <th>Remark</th> </tr> <tr> <th>Freq</th> <th>Level</th> <th>Line</th> <th>(dB)</th> <th>Level</th> <th>Factor</th> <th>Loss Factor</th> <th>Remark</th> </tr> <tr> <th>MHz</th> <th>dBuV/m</th> <th>dBuV/m</th> <th>dBuV</th> <th>dB/m</th> <th>dB</th> <th>dB</th> <th>cm</th> <th>deg</th> <th></th> </tr> </thead> <tbody> <tr> <td>1</td> <td>2402.00</td> <td>91.77</td> <td>-----</td> <td>88.37</td> <td>32.25</td> <td>4.81</td> <td>33.66</td> <td>125</td> <td>150 AVERAGE</td> </tr> </tbody> </table>	Limit	Margin	Read	Ant	Cable Preamp	APos	TPos	Remark	Freq	Level	Line	(dB)	Level	Factor	Loss Factor	Remark	MHz	dBuV/m	dBuV/m	dBuV	dB/m	dB	dB	cm	deg		1	2402.00	91.77	-----	88.37	32.25	4.81	33.66	125	150 AVERAGE
Limit	Read	Ant	Cable Preamp	APos	TPos	Remark																																																																						
Freq	Level	Line	Margin	Level	Factor	Loss Factor	APos	TPos	Remark																																																																			
MHz	dBuV/m	dBuV/m	dBuV	dB/m	dB	dB	cm	deg																																																																				
1	2388.75	43.33	54.00	-10.67	40.00	32.21	4.79	33.67	125	150 AVERAGE																																																																		
Limit	Margin	Read	Ant	Cable Preamp	APos	TPos	Remark																																																																					
Freq	Level	Line	(dB)	Level	Factor	Loss Factor	Remark																																																																					
MHz	dBuV/m	dBuV/m	dBuV	dB/m	dB	dB	cm	deg																																																																				
1	2402.00	91.77	-----	88.37	32.25	4.81	33.66	125	150 AVERAGE																																																																			



Mode	4																																																												
	Band Edge																																																												
	2400-2483.5_Bluetooth-LE_GSKF_CH00_2402MHz																																																												
ANT	1																																																												
Pol.	Vertical	Fundamental																																																											
Peak	<p>Level (dBuV/m) Date: 2023-05-06</p> <p>Site : 03CH03-SZ Condition: PEAK_BE_74 3m ANT3117_0057 VERTICAL : RBW:1000.000kHz VBW:3000.000kHz Mode : 7 Setting : Default Plane : Y with accessories : 352000530016413/352000530016421</p> <table border="1"> <thead> <tr> <th>Limit</th> <th>Read</th> <th>Ant</th> <th>Cable Preamp</th> <th>APos</th> <th>TPos</th> <th>Remark</th> </tr> <tr> <th>Freq</th> <th>Level</th> <th>Line</th> <th>Margin</th> <th>Level</th> <th>Factor</th> <th>Loss Factor</th> <th>dB</th> <th>dB</th> <th>cm</th> <th>deg</th> </tr> </thead> <tbody> <tr> <td>1</td> <td>2362.16</td> <td>53.47</td> <td>74.00</td> <td>-20.53</td> <td>50.24</td> <td>32.14</td> <td>4.77</td> <td>33.68</td> <td>184</td> <td>195</td> <td>PEAK</td> </tr> </tbody> </table>	Limit	Read	Ant	Cable Preamp	APos	TPos	Remark	Freq	Level	Line	Margin	Level	Factor	Loss Factor	dB	dB	cm	deg	1	2362.16	53.47	74.00	-20.53	50.24	32.14	4.77	33.68	184	195	PEAK	<p>Level (dBuV/m) Date: 2023-05-06</p> <p>Site : 03CH03-SZ Condition: PEAK_74 3m ANT3117_0057 VERTICAL : RBW:1000.000kHz VBW:3000.000kHz Mode : 7 Setting : Default Plane : Y with accessories : 352000530016413/352000530016421</p> <table border="1"> <thead> <tr> <th>Limit</th> <th>Margin</th> <th>Read</th> <th>Ant</th> <th>Cable Preamp</th> <th>APos</th> <th>TPos</th> <th>Remark</th> </tr> <tr> <th>Freq</th> <th>Level</th> <th>Line</th> <th>Level</th> <th>Factor</th> <th>Loss Factor</th> <th>dB</th> <th>dB</th> <th>cm</th> <th>deg</th> </tr> </thead> <tbody> <tr> <td>1</td> <td>2402.00</td> <td>92.59</td> <td>-----</td> <td>89.19</td> <td>32.25</td> <td>4.81</td> <td>33.66</td> <td>184</td> <td>195</td> <td>PEAK</td> </tr> </tbody> </table>	Limit	Margin	Read	Ant	Cable Preamp	APos	TPos	Remark	Freq	Level	Line	Level	Factor	Loss Factor	dB	dB	cm	deg	1	2402.00	92.59	-----	89.19	32.25	4.81	33.66	184	195	PEAK
	Limit	Read	Ant	Cable Preamp	APos	TPos	Remark																																																						
Freq	Level	Line	Margin	Level	Factor	Loss Factor	dB	dB	cm	deg																																																			
1	2362.16	53.47	74.00	-20.53	50.24	32.14	4.77	33.68	184	195	PEAK																																																		
Limit	Margin	Read	Ant	Cable Preamp	APos	TPos	Remark																																																						
Freq	Level	Line	Level	Factor	Loss Factor	dB	dB	cm	deg																																																				
1	2402.00	92.59	-----	89.19	32.25	4.81	33.66	184	195	PEAK																																																			
Avg	<p>Level (dBuV/m) Date: 2023-05-06</p> <p>Site : 03CH03-SZ Condition: AVG_BE_54 3m ANT3117_0057 VERTICAL : RBW:1000.000kHz VBW:10.000kHz Mode : 7 Setting : Default Plane : Y with accessories : 352000530016413/352000530016421</p> <table border="1"> <thead> <tr> <th>Limit</th> <th>Read</th> <th>Ant</th> <th>Cable Preamp</th> <th>APos</th> <th>TPos</th> <th>Remark</th> </tr> <tr> <th>Freq</th> <th>Level</th> <th>Line</th> <th>Margin</th> <th>Level</th> <th>Factor</th> <th>Loss Factor</th> <th>dB</th> <th>dB</th> <th>cm</th> <th>deg</th> </tr> </thead> <tbody> <tr> <td>1</td> <td>2385.99</td> <td>43.48</td> <td>54.00</td> <td>-10.52</td> <td>40.16</td> <td>32.20</td> <td>4.79</td> <td>33.67</td> <td>184</td> <td>195</td> <td>AVERAGE</td> </tr> </tbody> </table>	Limit	Read	Ant	Cable Preamp	APos	TPos	Remark	Freq	Level	Line	Margin	Level	Factor	Loss Factor	dB	dB	cm	deg	1	2385.99	43.48	54.00	-10.52	40.16	32.20	4.79	33.67	184	195	AVERAGE	<p>Level (dBuV/m) Date: 2023-05-06</p> <p>Site : 03CH03-SZ Condition: AVG_54 3m ANT3117_0057 VERTICAL : RBW:1000.000kHz VBW:10.000kHz Mode : 7 Setting : Default Plane : Y with accessories : 352000530016413/352000530016421</p> <table border="1"> <thead> <tr> <th>Limit</th> <th>Margin</th> <th>Read</th> <th>Ant</th> <th>Cable Preamp</th> <th>APos</th> <th>TPos</th> <th>Remark</th> </tr> <tr> <th>Freq</th> <th>Level</th> <th>Line</th> <th>Level</th> <th>Factor</th> <th>Loss Factor</th> <th>dB</th> <th>dB</th> <th>cm</th> <th>deg</th> </tr> </thead> <tbody> <tr> <td>1</td> <td>2402.00</td> <td>90.60</td> <td>-----</td> <td>87.20</td> <td>32.25</td> <td>4.81</td> <td>33.66</td> <td>184</td> <td>195</td> <td>AVERAGE</td> </tr> </tbody> </table>	Limit	Margin	Read	Ant	Cable Preamp	APos	TPos	Remark	Freq	Level	Line	Level	Factor	Loss Factor	dB	dB	cm	deg	1	2402.00	90.60	-----	87.20	32.25	4.81	33.66	184	195	AVERAGE
Limit	Read	Ant	Cable Preamp	APos	TPos	Remark																																																							
Freq	Level	Line	Margin	Level	Factor	Loss Factor	dB	dB	cm	deg																																																			
1	2385.99	43.48	54.00	-10.52	40.16	32.20	4.79	33.67	184	195	AVERAGE																																																		
Limit	Margin	Read	Ant	Cable Preamp	APos	TPos	Remark																																																						
Freq	Level	Line	Level	Factor	Loss Factor	dB	dB	cm	deg																																																				
1	2402.00	90.60	-----	87.20	32.25	4.81	33.66	184	195	AVERAGE																																																			



Mode	4																																																																									
	Harmonic																																																																									
	2400-2483.5_Bluetooth-LE_GSKF_CH00_2402MHz																																																																									
ANT	1																																																																									
Pol.	Horizontal	Vertical																																																																								
Peak Avg	<p>Site : 03CH03-SZ Condition: PEAK_74 3m ANT3117_0057 HORIZONTAL Mode : 7 Setting : Default Plane : Y with accessories Plane : 352000530016413/352000530016421</p> <table border="1"> <thead> <tr> <th>Limit</th> <th>Read</th> <th>Ant</th> <th>Cable</th> <th>Preamp</th> <th>APos</th> <th>TPos</th> <th>Remark</th> </tr> <tr> <th>Freq</th> <th>Level</th> <th>Line Margin</th> <th>Level</th> <th>Factor</th> <th>Loss Factor</th> <th></th> <th></th> </tr> <tr> <th>MHz</th> <th>dBuV/m</th> <th>dBuV/m</th> <th>dB</th> <th>dBuV</th> <th>dB/m</th> <th>dB</th> <th>dB</th> </tr> </thead> <tbody> <tr> <td>1</td> <td>4804.00</td> <td>45.22</td> <td>74.00</td> <td>-28.78</td> <td>55.73</td> <td>34.68</td> <td>7.74</td> <td>52.93</td> <td>---</td> <td>---</td> <td>Peak</td> </tr> </tbody> </table>	Limit	Read	Ant	Cable	Preamp	APos	TPos	Remark	Freq	Level	Line Margin	Level	Factor	Loss Factor			MHz	dBuV/m	dBuV/m	dB	dBuV	dB/m	dB	dB	1	4804.00	45.22	74.00	-28.78	55.73	34.68	7.74	52.93	---	---	Peak	<p>Site : 03CH03-SZ Condition: PEAK_74 3m ANT3117_0057 VERTICAL Mode : 7 Setting : Default Plane : Y with accessories Plane : 352000530016413/352000530016421</p> <table border="1"> <thead> <tr> <th>Limit</th> <th>Read</th> <th>Ant</th> <th>Cable</th> <th>Preamp</th> <th>APos</th> <th>TPos</th> <th>Remark</th> </tr> <tr> <th>Freq</th> <th>Level</th> <th>Line Margin</th> <th>Level</th> <th>Factor</th> <th>Loss Factor</th> <th></th> <th></th> </tr> <tr> <th>MHz</th> <th>dBuV/m</th> <th>dBuV/m</th> <th>dB</th> <th>dBuV</th> <th>dB/m</th> <th>dB</th> <th>dB</th> </tr> </thead> <tbody> <tr> <td>1</td> <td>4804.00</td> <td>45.17</td> <td>74.00</td> <td>-28.83</td> <td>55.68</td> <td>34.68</td> <td>7.74</td> <td>52.93</td> <td>---</td> <td>---</td> <td>Peak</td> </tr> </tbody> </table>	Limit	Read	Ant	Cable	Preamp	APos	TPos	Remark	Freq	Level	Line Margin	Level	Factor	Loss Factor			MHz	dBuV/m	dBuV/m	dB	dBuV	dB/m	dB	dB	1	4804.00	45.17	74.00	-28.83	55.68	34.68	7.74	52.93	---	---	Peak
	Limit	Read	Ant	Cable	Preamp	APos	TPos	Remark																																																																		
Freq	Level	Line Margin	Level	Factor	Loss Factor																																																																					
MHz	dBuV/m	dBuV/m	dB	dBuV	dB/m	dB	dB																																																																			
1	4804.00	45.22	74.00	-28.78	55.73	34.68	7.74	52.93	---	---	Peak																																																															
Limit	Read	Ant	Cable	Preamp	APos	TPos	Remark																																																																			
Freq	Level	Line Margin	Level	Factor	Loss Factor																																																																					
MHz	dBuV/m	dBuV/m	dB	dBuV	dB/m	dB	dB																																																																			
1	4804.00	45.17	74.00	-28.83	55.68	34.68	7.74	52.93	---	---	Peak																																																															

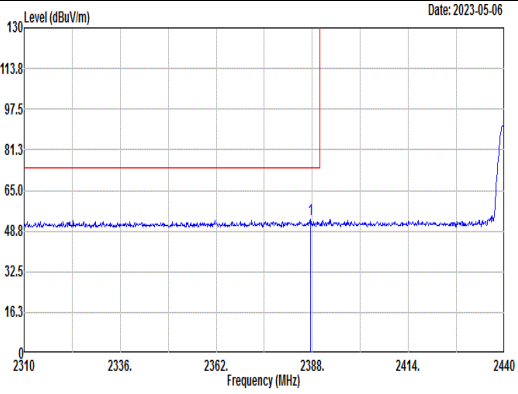
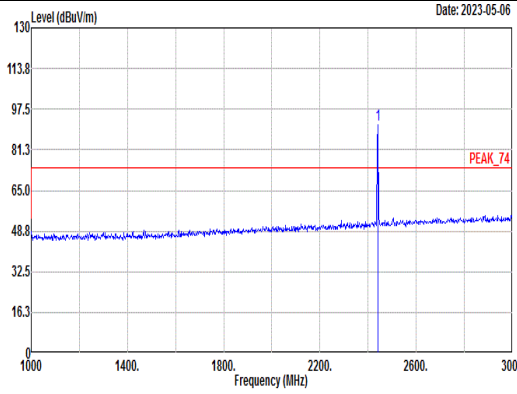
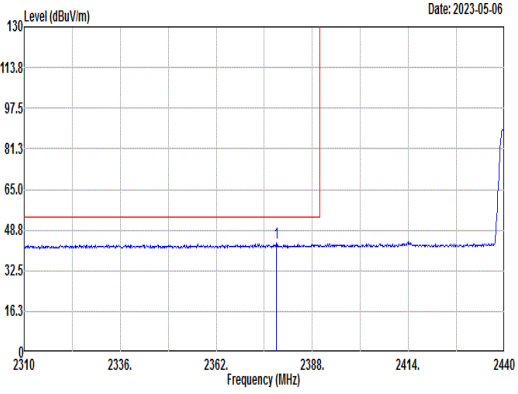
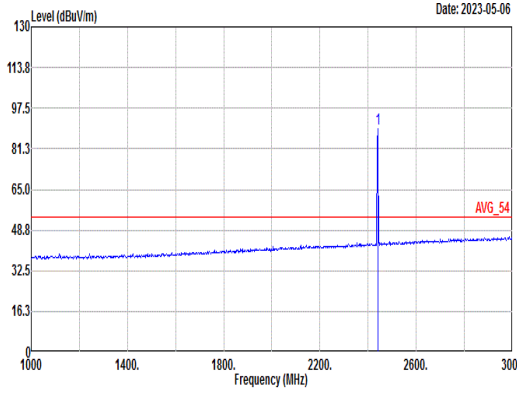


Mode	5																																																																													
	Band Edge - L																																																																													
	2400-2483.5_Bluetooth-LE_GSKF_CH19_2440MHz																																																																													
ANT	1																																																																													
Pol.	Horizontal	Fundamental																																																																												
Peak	<p>Site : 03CH03-SZ Condition: PEAK_BE_74 3m ANT3117_0057 HORIZONTAL : RBW:1000.000kHz VBW:3000.000kHz Mode : 8 Setting : Default Plane : Y with accessories : 352000530016413/352000530016421</p> <table border="1"> <thead> <tr> <th>Limit</th> <th>Read</th> <th>Ant</th> <th>Cable</th> <th>Preamp</th> <th>APos</th> <th>TPos</th> <th>Remark</th> </tr> <tr> <th>Freq</th> <th>Level</th> <th>Line</th> <th>Margin</th> <th>Level</th> <th>Factor</th> <th>Loss</th> <th>Factor</th> </tr> <tr> <th>MHz</th> <th>dBuV/m</th> <th>dBuV/m</th> <th>dBuV</th> <th>dB/m</th> <th>dB</th> <th>dB</th> <th>cm</th> <th>deg</th> </tr> </thead> <tbody> <tr> <td>1</td> <td>2324.82</td> <td>53.01</td> <td>74.00</td> <td>-20.99</td> <td>49.95</td> <td>32.04</td> <td>4.73</td> <td>33.71</td> <td>145</td> <td>155</td> <td>PEAK</td> </tr> </tbody> </table>	Limit	Read	Ant	Cable	Preamp	APos	TPos	Remark	Freq	Level	Line	Margin	Level	Factor	Loss	Factor	MHz	dBuV/m	dBuV/m	dBuV	dB/m	dB	dB	cm	deg	1	2324.82	53.01	74.00	-20.99	49.95	32.04	4.73	33.71	145	155	PEAK	<p>Site : 03CH03-SZ Condition: PEAK_74 3m ANT3117_0057 HORIZONTAL : RBW:1000.000kHz VBW:3000.000kHz Mode : 8 Setting : Default Plane : Y with accessories : 352000530016413/352000530016421</p> <table border="1"> <thead> <tr> <th>Limit</th> <th>Margin</th> <th>Read</th> <th>Ant</th> <th>Cable</th> <th>Preamp</th> <th>APos</th> <th>TPos</th> <th>Remark</th> </tr> <tr> <th>Freq</th> <th>Level</th> <th>Line</th> <th>(dB)</th> <th>Level</th> <th>Factor</th> <th>Loss</th> <th>Factor</th> <th>Remark</th> </tr> <tr> <th>MHz</th> <th>dBuV/m</th> <th>dBuV/m</th> <th>dBuV</th> <th>dB/m</th> <th>dB</th> <th>dB</th> <th>cm</th> <th>deg</th> </tr> </thead> <tbody> <tr> <td>1</td> <td>2440.00</td> <td>92.86</td> <td>-----</td> <td>-----</td> <td>89.30</td> <td>32.34</td> <td>4.86</td> <td>33.64</td> <td>145</td> <td>155</td> <td>PEAK</td> </tr> </tbody> </table>	Limit	Margin	Read	Ant	Cable	Preamp	APos	TPos	Remark	Freq	Level	Line	(dB)	Level	Factor	Loss	Factor	Remark	MHz	dBuV/m	dBuV/m	dBuV	dB/m	dB	dB	cm	deg	1	2440.00	92.86	-----	-----	89.30	32.34	4.86	33.64	145	155	PEAK
	Limit	Read	Ant	Cable	Preamp	APos	TPos	Remark																																																																						
Freq	Level	Line	Margin	Level	Factor	Loss	Factor																																																																							
MHz	dBuV/m	dBuV/m	dBuV	dB/m	dB	dB	cm	deg																																																																						
1	2324.82	53.01	74.00	-20.99	49.95	32.04	4.73	33.71	145	155	PEAK																																																																			
Limit	Margin	Read	Ant	Cable	Preamp	APos	TPos	Remark																																																																						
Freq	Level	Line	(dB)	Level	Factor	Loss	Factor	Remark																																																																						
MHz	dBuV/m	dBuV/m	dBuV	dB/m	dB	dB	cm	deg																																																																						
1	2440.00	92.86	-----	-----	89.30	32.34	4.86	33.64	145	155	PEAK																																																																			
Avg	<p>Site : 03CH03-SZ Condition: AVG_BE_54 3m ANT3117_0057 HORIZONTAL : RBW:1000.000kHz VBW:10.000kHz Mode : 8 Setting : Default Plane : Y with accessories : 352000530016413/352000530016421</p> <table border="1"> <thead> <tr> <th>Limit</th> <th>Read</th> <th>Ant</th> <th>Cable</th> <th>Preamp</th> <th>APos</th> <th>TPos</th> <th>Remark</th> </tr> <tr> <th>Freq</th> <th>Level</th> <th>Line</th> <th>Margin</th> <th>Level</th> <th>Factor</th> <th>Loss</th> <th>Factor</th> </tr> <tr> <th>MHz</th> <th>dBuV/m</th> <th>dBuV/m</th> <th>dBuV</th> <th>dB/m</th> <th>dB</th> <th>dB</th> <th>cm</th> <th>deg</th> </tr> </thead> <tbody> <tr> <td>1</td> <td>2369.80</td> <td>42.91</td> <td>54.00</td> <td>-11.09</td> <td>39.66</td> <td>32.16</td> <td>4.77</td> <td>33.68</td> <td>145</td> <td>155</td> <td>AVERAGE</td> </tr> </tbody> </table>	Limit	Read	Ant	Cable	Preamp	APos	TPos	Remark	Freq	Level	Line	Margin	Level	Factor	Loss	Factor	MHz	dBuV/m	dBuV/m	dBuV	dB/m	dB	dB	cm	deg	1	2369.80	42.91	54.00	-11.09	39.66	32.16	4.77	33.68	145	155	AVERAGE	<p>Site : 03CH03-SZ Condition: AVG_54 3m ANT3117_0057 HORIZONTAL : RBW:1000.000kHz VBW:10.000kHz Mode : 8 Setting : Default Plane : Y with accessories : 352000530016413/352000530016421</p> <table border="1"> <thead> <tr> <th>Limit</th> <th>Margin</th> <th>Read</th> <th>Ant</th> <th>Cable</th> <th>Preamp</th> <th>APos</th> <th>TPos</th> <th>Remark</th> </tr> <tr> <th>Freq</th> <th>Level</th> <th>Line</th> <th>(dB)</th> <th>Level</th> <th>Factor</th> <th>Loss</th> <th>Factor</th> <th>Remark</th> </tr> <tr> <th>MHz</th> <th>dBuV/m</th> <th>dBuV/m</th> <th>dBuV</th> <th>dB/m</th> <th>dB</th> <th>dB</th> <th>cm</th> <th>deg</th> </tr> </thead> <tbody> <tr> <td>1</td> <td>2440.00</td> <td>90.95</td> <td>-----</td> <td>-----</td> <td>87.39</td> <td>32.34</td> <td>4.86</td> <td>33.64</td> <td>145</td> <td>155</td> <td>AVERAGE</td> </tr> </tbody> </table>	Limit	Margin	Read	Ant	Cable	Preamp	APos	TPos	Remark	Freq	Level	Line	(dB)	Level	Factor	Loss	Factor	Remark	MHz	dBuV/m	dBuV/m	dBuV	dB/m	dB	dB	cm	deg	1	2440.00	90.95	-----	-----	87.39	32.34	4.86	33.64	145	155	AVERAGE
Limit	Read	Ant	Cable	Preamp	APos	TPos	Remark																																																																							
Freq	Level	Line	Margin	Level	Factor	Loss	Factor																																																																							
MHz	dBuV/m	dBuV/m	dBuV	dB/m	dB	dB	cm	deg																																																																						
1	2369.80	42.91	54.00	-11.09	39.66	32.16	4.77	33.68	145	155	AVERAGE																																																																			
Limit	Margin	Read	Ant	Cable	Preamp	APos	TPos	Remark																																																																						
Freq	Level	Line	(dB)	Level	Factor	Loss	Factor	Remark																																																																						
MHz	dBuV/m	dBuV/m	dBuV	dB/m	dB	dB	cm	deg																																																																						
1	2440.00	90.95	-----	-----	87.39	32.34	4.86	33.64	145	155	AVERAGE																																																																			



Mode	5																																					
	Band Edge - R																																					
	2400-2483.5_Bluetooth-LE_GSKF_CH19_2440MHz																																					
ANT	1																																					
Pol.	Horizontal	Fundamental																																				
Peak	<p>Date: 2023-05-06</p> <p>Site : 03CH03-SZ Condition: PEAK_BE_74 3m ANT3117_0057 HORIZONTAL : RBW:1000.000kHz VBW:3000.000kHz Mode : 8 Setting : Default Plane : Y with accessories : 352000530016413/352000530016421</p> <table border="1"> <thead> <tr> <th>1</th> <th>Freq</th> <th>Level</th> <th>Limit</th> <th>Line Margin</th> <th>Read Level</th> <th>Ant Factor</th> <th>Cable Loss</th> <th>Preamp</th> <th>APos</th> <th>TPos</th> <th>Remark</th> </tr> <tr> <th></th> <th>MHz</th> <th>dBuV/m</th> <th>dBuV/m</th> <th></th> <th>dBuV</th> <th>dB/m</th> <th>dB</th> <th>dB</th> <th>cm</th> <th>deg</th> <th></th> </tr> </thead> <tbody> <tr> <td>1</td> <td>2486.74</td> <td>53.39</td> <td>74.00</td> <td>-20.61</td> <td>49.61</td> <td>32.47</td> <td>4.92</td> <td>33.61</td> <td>145</td> <td>155</td> <td>PEAK</td> </tr> </tbody> </table>	1	Freq	Level	Limit	Line Margin	Read Level	Ant Factor	Cable Loss	Preamp	APos	TPos	Remark		MHz	dBuV/m	dBuV/m		dBuV	dB/m	dB	dB	cm	deg		1	2486.74	53.39	74.00	-20.61	49.61	32.47	4.92	33.61	145	155	PEAK	Blank
1	Freq	Level	Limit	Line Margin	Read Level	Ant Factor	Cable Loss	Preamp	APos	TPos	Remark																											
	MHz	dBuV/m	dBuV/m		dBuV	dB/m	dB	dB	cm	deg																												
1	2486.74	53.39	74.00	-20.61	49.61	32.47	4.92	33.61	145	155	PEAK																											
Avg	<p>Date: 2023-05-06</p> <p>Site : 03CH03-SZ Condition: AVG_BE_54 3m ANT3117_0057 HORIZONTAL : RBW:1000.000kHz VBW:10.000kHz Mode : 8 Setting : Default Plane : Y with accessories : 352000530016413/352000530016421</p> <table border="1"> <thead> <tr> <th>1</th> <th>Freq</th> <th>Level</th> <th>Limit</th> <th>Line Margin</th> <th>Read Level</th> <th>Ant Factor</th> <th>Cable Loss</th> <th>Preamp</th> <th>APos</th> <th>TPos</th> <th>Remark</th> </tr> <tr> <th></th> <th>MHz</th> <th>dBuV/m</th> <th>dBuV/m</th> <th></th> <th>dBuV</th> <th>dB/m</th> <th>dB</th> <th>dB</th> <th>cm</th> <th>deg</th> <th></th> </tr> </thead> <tbody> <tr> <td>1</td> <td>2486.32</td> <td>43.55</td> <td>54.00</td> <td>-10.45</td> <td>39.78</td> <td>32.46</td> <td>4.92</td> <td>33.61</td> <td>145</td> <td>155</td> <td>AVERAGE</td> </tr> </tbody> </table>	1	Freq	Level	Limit	Line Margin	Read Level	Ant Factor	Cable Loss	Preamp	APos	TPos	Remark		MHz	dBuV/m	dBuV/m		dBuV	dB/m	dB	dB	cm	deg		1	2486.32	43.55	54.00	-10.45	39.78	32.46	4.92	33.61	145	155	AVERAGE	Blank
1	Freq	Level	Limit	Line Margin	Read Level	Ant Factor	Cable Loss	Preamp	APos	TPos	Remark																											
	MHz	dBuV/m	dBuV/m		dBuV	dB/m	dB	dB	cm	deg																												
1	2486.32	43.55	54.00	-10.45	39.78	32.46	4.92	33.61	145	155	AVERAGE																											



		5																																																																												
Mode	Band Edge - L																																																																													
	2400-2483.5_Bluetooth-LE_GSKF_CH19_2440MHz																																																																													
ANT	1																																																																													
Pol.	Vertical	Fundamental																																																																												
Peak	 <p style="text-align: right;">Date: 2023-05-06</p> <p>Site : 03CH03-SZ Condition: PEAK_BE_74 3m ANT3117_0057 VERTICAL : RBW:1000.000kHz VBW:3000.000kHz Mode : 8 Setting : Default Plane : Y with accessories : 352000530016413/352000530016421</p> <table border="1"> <thead> <tr> <th>Limit</th> <th>Read</th> <th>Ant</th> <th>Cable</th> <th>Preamp</th> <th>APos</th> <th>TPos</th> <th>Remark</th> </tr> <tr> <th>Freq</th> <th>Level</th> <th>Line</th> <th>Margin</th> <th>Level</th> <th>Factor</th> <th>Loss</th> <th>Factor</th> </tr> <tr> <th>MHz</th> <th>dBuV/m</th> <th>dBuV/m</th> <th>dBuV</th> <th>dB/m</th> <th>dB</th> <th>dB</th> <th>cm</th> <th>deg</th> </tr> </thead> <tbody> <tr> <td>1</td> <td>2387.48</td> <td>53.61</td> <td>74.00</td> <td>-20.39</td> <td>50.28</td> <td>32.21</td> <td>4.79</td> <td>33.67</td> <td>203</td> <td>185</td> <td>PEAK</td> </tr> </tbody> </table>	Limit	Read	Ant	Cable	Preamp	APos	TPos	Remark	Freq	Level	Line	Margin	Level	Factor	Loss	Factor	MHz	dBuV/m	dBuV/m	dBuV	dB/m	dB	dB	cm	deg	1	2387.48	53.61	74.00	-20.39	50.28	32.21	4.79	33.67	203	185	PEAK	 <p style="text-align: right;">Date: 2023-05-06</p> <p>Site : 03CH03-SZ Condition: PEAK_74 3m ANT3117_0057 VERTICAL : RBW:1000.000kHz VBW:3000.000kHz Mode : 8 Setting : Default Plane : Y with accessories : 352000530016413/352000530016421</p> <table border="1"> <thead> <tr> <th>Limit</th> <th>Margin</th> <th>Read</th> <th>Ant</th> <th>Cable</th> <th>Preamp</th> <th>APos</th> <th>TPos</th> <th>Remark</th> </tr> <tr> <th>Freq</th> <th>Level</th> <th>Line</th> <th>(dB)</th> <th>Level</th> <th>Factor</th> <th>Loss</th> <th>Factor</th> <th>Remark</th> </tr> <tr> <th>MHz</th> <th>dBuV/m</th> <th>dBuV/m</th> <th>dBuV</th> <th>dB/m</th> <th>dB</th> <th>dB</th> <th>cm</th> <th>deg</th> </tr> </thead> <tbody> <tr> <td>1</td> <td>2440.00</td> <td>91.27</td> <td>-----</td> <td>-----</td> <td>87.71</td> <td>32.34</td> <td>4.86</td> <td>33.64</td> <td>203</td> <td>185</td> <td>PEAK</td> </tr> </tbody> </table>	Limit	Margin	Read	Ant	Cable	Preamp	APos	TPos	Remark	Freq	Level	Line	(dB)	Level	Factor	Loss	Factor	Remark	MHz	dBuV/m	dBuV/m	dBuV	dB/m	dB	dB	cm	deg	1	2440.00	91.27	-----	-----	87.71	32.34	4.86	33.64	203	185	PEAK
	Limit	Read	Ant	Cable	Preamp	APos	TPos	Remark																																																																						
Freq	Level	Line	Margin	Level	Factor	Loss	Factor																																																																							
MHz	dBuV/m	dBuV/m	dBuV	dB/m	dB	dB	cm	deg																																																																						
1	2387.48	53.61	74.00	-20.39	50.28	32.21	4.79	33.67	203	185	PEAK																																																																			
Limit	Margin	Read	Ant	Cable	Preamp	APos	TPos	Remark																																																																						
Freq	Level	Line	(dB)	Level	Factor	Loss	Factor	Remark																																																																						
MHz	dBuV/m	dBuV/m	dBuV	dB/m	dB	dB	cm	deg																																																																						
1	2440.00	91.27	-----	-----	87.71	32.34	4.86	33.64	203	185	PEAK																																																																			
Avg	 <p style="text-align: right;">Date: 2023-05-06</p> <p>Site : 03CH03-SZ Condition: AVG_BE_54 3m ANT3117_0057 VERTICAL : RBW:1000.000kHz VBW:10.000kHz Mode : 8 Setting : Default Plane : Y with accessories : 352000530016413/352000530016421</p> <table border="1"> <thead> <tr> <th>Limit</th> <th>Read</th> <th>Ant</th> <th>Cable</th> <th>Preamp</th> <th>APos</th> <th>TPos</th> <th>Remark</th> </tr> <tr> <th>Freq</th> <th>Level</th> <th>Line</th> <th>Margin</th> <th>Level</th> <th>Factor</th> <th>Loss</th> <th>Factor</th> </tr> <tr> <th>MHz</th> <th>dBuV/m</th> <th>dBuV/m</th> <th>dBuV</th> <th>dB/m</th> <th>dB</th> <th>dB</th> <th>cm</th> <th>deg</th> </tr> </thead> <tbody> <tr> <td>1</td> <td>2378.25</td> <td>43.54</td> <td>54.00</td> <td>-10.46</td> <td>40.26</td> <td>32.18</td> <td>4.78</td> <td>33.68</td> <td>203</td> <td>185</td> <td>AVERAGE</td> </tr> </tbody> </table>	Limit	Read	Ant	Cable	Preamp	APos	TPos	Remark	Freq	Level	Line	Margin	Level	Factor	Loss	Factor	MHz	dBuV/m	dBuV/m	dBuV	dB/m	dB	dB	cm	deg	1	2378.25	43.54	54.00	-10.46	40.26	32.18	4.78	33.68	203	185	AVERAGE	 <p style="text-align: right;">Date: 2023-05-06</p> <p>Site : 03CH03-SZ Condition: AVG_54 3m ANT3117_0057 VERTICAL : RBW:1000.000kHz VBW:10.000kHz Mode : 8 Setting : Default Plane : Y with accessories : 352000530016413/352000530016421</p> <table border="1"> <thead> <tr> <th>Limit</th> <th>Margin</th> <th>Read</th> <th>Ant</th> <th>Cable</th> <th>Preamp</th> <th>APos</th> <th>TPos</th> <th>Remark</th> </tr> <tr> <th>Freq</th> <th>Level</th> <th>Line</th> <th>(dB)</th> <th>Level</th> <th>Factor</th> <th>Loss</th> <th>Factor</th> <th>Remark</th> </tr> <tr> <th>MHz</th> <th>dBuV/m</th> <th>dBuV/m</th> <th>dBuV</th> <th>dB/m</th> <th>dB</th> <th>dB</th> <th>cm</th> <th>deg</th> </tr> </thead> <tbody> <tr> <td>1</td> <td>2440.00</td> <td>89.29</td> <td>-----</td> <td>-----</td> <td>85.73</td> <td>32.34</td> <td>4.86</td> <td>33.64</td> <td>203</td> <td>185</td> <td>AVERAGE</td> </tr> </tbody> </table>	Limit	Margin	Read	Ant	Cable	Preamp	APos	TPos	Remark	Freq	Level	Line	(dB)	Level	Factor	Loss	Factor	Remark	MHz	dBuV/m	dBuV/m	dBuV	dB/m	dB	dB	cm	deg	1	2440.00	89.29	-----	-----	85.73	32.34	4.86	33.64	203	185	AVERAGE
Limit	Read	Ant	Cable	Preamp	APos	TPos	Remark																																																																							
Freq	Level	Line	Margin	Level	Factor	Loss	Factor																																																																							
MHz	dBuV/m	dBuV/m	dBuV	dB/m	dB	dB	cm	deg																																																																						
1	2378.25	43.54	54.00	-10.46	40.26	32.18	4.78	33.68	203	185	AVERAGE																																																																			
Limit	Margin	Read	Ant	Cable	Preamp	APos	TPos	Remark																																																																						
Freq	Level	Line	(dB)	Level	Factor	Loss	Factor	Remark																																																																						
MHz	dBuV/m	dBuV/m	dBuV	dB/m	dB	dB	cm	deg																																																																						
1	2440.00	89.29	-----	-----	85.73	32.34	4.86	33.64	203	185	AVERAGE																																																																			



Mode	5																																					
	Band Edge - R																																					
	2400-2483.5_Bluetooth-LE_GSKF_CH19_2440MHz																																					
ANT	1																																					
Pol.	Vertical	Fundamental																																				
Peak	<p>Date: 2023-05-06</p> <p>Site : 03CH03-SZ Condition: PEAK_BE_74 3m ANT3117_0057 VERTICAL : RBW:1000.000kHz VBW:3000.000kHz Mode : 8 Setting : Default Plane : Y with accessories : 352000530016413/352000530016421</p> <table border="1"> <thead> <tr> <th>1</th> <th>2486.32</th> <th>53.94</th> <th>74.00</th> <th>-20.06</th> <th>50.17</th> <th>32.46</th> <th>4.92</th> <th>33.61</th> <th>203</th> <th>185</th> <th>PEAK</th> </tr> <tr> <th>MHz</th> <th>dBuV/m</th> <th>dBuV/m</th> <th>dBuV</th> <th>dB/m</th> <th>dB</th> <th>dB</th> <th>cm</th> <th>deg</th> <th colspan="3">Remark</th> </tr> </thead> <tbody> <tr> <td>1</td> <td>2486.32</td> <td>53.94</td> <td>74.00</td> <td>-20.06</td> <td>50.17</td> <td>32.46</td> <td>4.92</td> <td>33.61</td> <td>203</td> <td>185</td> <td>PEAK</td> </tr> </tbody> </table>	1	2486.32	53.94	74.00	-20.06	50.17	32.46	4.92	33.61	203	185	PEAK	MHz	dBuV/m	dBuV/m	dBuV	dB/m	dB	dB	cm	deg	Remark			1	2486.32	53.94	74.00	-20.06	50.17	32.46	4.92	33.61	203	185	PEAK	Blank
	1	2486.32	53.94	74.00	-20.06	50.17	32.46	4.92	33.61	203	185	PEAK																										
MHz	dBuV/m	dBuV/m	dBuV	dB/m	dB	dB	cm	deg	Remark																													
1	2486.32	53.94	74.00	-20.06	50.17	32.46	4.92	33.61	203	185	PEAK																											
Avg	<p>Date: 2023-05-06</p> <p>Site : 03CH03-SZ Condition: AVG_BE_54 3m ANT3117_0057 VERTICAL : RBW:1000.000kHz VBW:10.000kHz Mode : 8 Setting : Default Plane : Y with accessories : 352000530016413/352000530016421</p> <table border="1"> <thead> <tr> <th>1</th> <th>2483.86</th> <th>43.79</th> <th>54.00</th> <th>-10.21</th> <th>40.02</th> <th>32.46</th> <th>4.92</th> <th>33.61</th> <th>203</th> <th>185</th> <th>AVERAGE</th> </tr> <tr> <th>MHz</th> <th>dBuV/m</th> <th>dBuV/m</th> <th>dBuV</th> <th>dB/m</th> <th>dB</th> <th>dB</th> <th>cm</th> <th>deg</th> <th colspan="3">Remark</th> </tr> </thead> <tbody> <tr> <td>1</td> <td>2483.86</td> <td>43.79</td> <td>54.00</td> <td>-10.21</td> <td>40.02</td> <td>32.46</td> <td>4.92</td> <td>33.61</td> <td>203</td> <td>185</td> <td>AVERAGE</td> </tr> </tbody> </table>	1	2483.86	43.79	54.00	-10.21	40.02	32.46	4.92	33.61	203	185	AVERAGE	MHz	dBuV/m	dBuV/m	dBuV	dB/m	dB	dB	cm	deg	Remark			1	2483.86	43.79	54.00	-10.21	40.02	32.46	4.92	33.61	203	185	AVERAGE	Blank
1	2483.86	43.79	54.00	-10.21	40.02	32.46	4.92	33.61	203	185	AVERAGE																											
MHz	dBuV/m	dBuV/m	dBuV	dB/m	dB	dB	cm	deg	Remark																													
1	2483.86	43.79	54.00	-10.21	40.02	32.46	4.92	33.61	203	185	AVERAGE																											



Mode	5																																																																																																					
	Harmonic																																																																																																					
	2400-2483.5_Bluetooth-LE_GSKF_CH19_2440MHZ																																																																																																					
ANT	1																																																																																																					
Pol.	Horizontal	Vertical																																																																																																				
Peak Avg	<p>Date: 2023-05-07</p> <p>Site : 03CH03-SZ Condition: PEAK_74 3m ANT3117_0057 HORIZONTAL Mode : 8 Setting : Default Plane : Y with accessories : 352000530016413/352000530016421</p> <table border="1"> <thead> <tr> <th>Limit</th> <th>Read</th> <th>Ant</th> <th>Cable</th> <th>Preamp</th> <th>APos</th> <th>TPos</th> <th>Remark</th> </tr> <tr> <th>Freq</th> <th>Level</th> <th>Line</th> <th>Margin</th> <th>Level</th> <th>Factor</th> <th>Loss</th> <th>Factor</th> </tr> <tr> <th>MHz</th> <th>dBuV/m</th> <th>dBuV/m</th> <th>dB</th> <th>dBuV</th> <th>dB/m</th> <th>dB</th> <th>dB</th> <th>cm</th> <th>deg</th> </tr> </thead> <tbody> <tr> <td>1</td> <td>4880.00</td> <td>44.22</td> <td>74.00</td> <td>-29.78</td> <td>54.64</td> <td>34.65</td> <td>7.77</td> <td>52.84</td> <td>---</td> <td>---</td> <td>Peak</td> </tr> <tr> <td>2</td> <td>7320.00</td> <td>45.58</td> <td>74.00</td> <td>-28.42</td> <td>54.31</td> <td>36.42</td> <td>8.96</td> <td>54.11</td> <td>---</td> <td>---</td> <td>Peak</td> </tr> </tbody> </table>	Limit	Read	Ant	Cable	Preamp	APos	TPos	Remark	Freq	Level	Line	Margin	Level	Factor	Loss	Factor	MHz	dBuV/m	dBuV/m	dB	dBuV	dB/m	dB	dB	cm	deg	1	4880.00	44.22	74.00	-29.78	54.64	34.65	7.77	52.84	---	---	Peak	2	7320.00	45.58	74.00	-28.42	54.31	36.42	8.96	54.11	---	---	Peak	<p>Date: 2023-05-07</p> <p>Site : 03CH03-SZ Condition: PEAK_74 3m ANT3117_0057 VERTICAL Mode : 8 Setting : Default Plane : Y with accessories : 352000530016413/352000530016421</p> <table border="1"> <thead> <tr> <th>Limit</th> <th>Read</th> <th>Ant</th> <th>Cable</th> <th>Preamp</th> <th>APos</th> <th>TPos</th> <th>Remark</th> </tr> <tr> <th>Freq</th> <th>Level</th> <th>Line</th> <th>Margin</th> <th>Level</th> <th>Factor</th> <th>Loss</th> <th>Factor</th> </tr> <tr> <th>MHz</th> <th>dBuV/m</th> <th>dBuV/m</th> <th>dB</th> <th>dBuV</th> <th>dB/m</th> <th>dB</th> <th>dB</th> <th>cm</th> <th>deg</th> </tr> </thead> <tbody> <tr> <td>1</td> <td>4880.00</td> <td>44.80</td> <td>74.00</td> <td>-29.20</td> <td>55.22</td> <td>34.65</td> <td>7.77</td> <td>52.84</td> <td>---</td> <td>---</td> <td>Peak</td> </tr> <tr> <td>2</td> <td>7320.00</td> <td>45.46</td> <td>74.00</td> <td>-28.54</td> <td>54.19</td> <td>36.42</td> <td>8.96</td> <td>54.11</td> <td>---</td> <td>---</td> <td>Peak</td> </tr> </tbody> </table>	Limit	Read	Ant	Cable	Preamp	APos	TPos	Remark	Freq	Level	Line	Margin	Level	Factor	Loss	Factor	MHz	dBuV/m	dBuV/m	dB	dBuV	dB/m	dB	dB	cm	deg	1	4880.00	44.80	74.00	-29.20	55.22	34.65	7.77	52.84	---	---	Peak	2	7320.00	45.46	74.00	-28.54	54.19	36.42	8.96	54.11	---	---	Peak
	Limit	Read	Ant	Cable	Preamp	APos	TPos	Remark																																																																																														
Freq	Level	Line	Margin	Level	Factor	Loss	Factor																																																																																															
MHz	dBuV/m	dBuV/m	dB	dBuV	dB/m	dB	dB	cm	deg																																																																																													
1	4880.00	44.22	74.00	-29.78	54.64	34.65	7.77	52.84	---	---	Peak																																																																																											
2	7320.00	45.58	74.00	-28.42	54.31	36.42	8.96	54.11	---	---	Peak																																																																																											
Limit	Read	Ant	Cable	Preamp	APos	TPos	Remark																																																																																															
Freq	Level	Line	Margin	Level	Factor	Loss	Factor																																																																																															
MHz	dBuV/m	dBuV/m	dB	dBuV	dB/m	dB	dB	cm	deg																																																																																													
1	4880.00	44.80	74.00	-29.20	55.22	34.65	7.77	52.84	---	---	Peak																																																																																											
2	7320.00	45.46	74.00	-28.54	54.19	36.42	8.96	54.11	---	---	Peak																																																																																											



Mode	6																																																																												
	Band Edge																																																																												
	2400-2483.5_Bluetooth-LE_GSKF_CH39_2480MHz																																																																												
ANT	1																																																																												
Pol.	Horizontal	Fundamental																																																																											
Peak	<p>Date: 2023-05-06</p> <p>Site : 03CH03-SZ Condition: PEAK_BE_74 3m ANT3117_0057 HORIZONTAL : RBW:1000.000kHz VBW:3000.000kHz Mode : 9 Setting : Default Plane : Y with accessories : 352000530016413/352000530016421</p> <table border="1"> <thead> <tr> <th>Limit</th> <th>Read</th> <th>Ant</th> <th>Cable</th> <th>Preamp</th> <th>APos</th> <th>TPos</th> <th>Remark</th> </tr> <tr> <th>Freq</th> <th>Level</th> <th>Line</th> <th>Margin</th> <th>Level</th> <th>Factor</th> <th>Loss</th> <th>Factor</th> </tr> <tr> <th>MHz</th> <th>dBuV/m</th> <th>dBuV/m</th> <th>dBuV</th> <th>dB/m</th> <th>dB</th> <th>dB</th> <th>cm</th> </tr> </thead> <tbody> <tr> <td>1</td> <td>2483.72</td> <td>55.49</td> <td>74.00</td> <td>-18.51</td> <td>51.72</td> <td>32.46</td> <td>4.92</td> <td>33.61</td> <td>137</td> <td>162</td> <td>PEAK</td> </tr> </tbody> </table>	Limit	Read	Ant	Cable	Preamp	APos	TPos	Remark	Freq	Level	Line	Margin	Level	Factor	Loss	Factor	MHz	dBuV/m	dBuV/m	dBuV	dB/m	dB	dB	cm	1	2483.72	55.49	74.00	-18.51	51.72	32.46	4.92	33.61	137	162	PEAK	<p>Date: 2023-05-06</p> <p>Site : 03CH03-SZ Condition: PEAK_74 3m ANT3117_0057 HORIZONTAL : RBW:1000.000kHz VBW:3000.000kHz Mode : 9 Setting : Default Plane : Y with accessories : 352000530016413/352000530016421</p> <table border="1"> <thead> <tr> <th>Limit</th> <th>Margin</th> <th>Read</th> <th>Ant</th> <th>Cable</th> <th>Preamp</th> <th>APos</th> <th>TPos</th> <th>Remark</th> </tr> <tr> <th>Freq</th> <th>Level</th> <th>Line</th> <th>(dB)</th> <th>Level</th> <th>Factor</th> <th>Loss</th> <th>Factor</th> <th>Remark</th> </tr> <tr> <th>MHz</th> <th>dBuV/m</th> <th>dBuV/m</th> <th>dBuV</th> <th>dB/m</th> <th>dB</th> <th>dB</th> <th>cm</th> <th>deg</th> </tr> </thead> <tbody> <tr> <td>1</td> <td>2480.00</td> <td>92.22</td> <td>-----</td> <td>-----</td> <td>88.46</td> <td>32.45</td> <td>4.92</td> <td>33.61</td> <td>137</td> <td>162</td> <td>PEAK</td> </tr> </tbody> </table>	Limit	Margin	Read	Ant	Cable	Preamp	APos	TPos	Remark	Freq	Level	Line	(dB)	Level	Factor	Loss	Factor	Remark	MHz	dBuV/m	dBuV/m	dBuV	dB/m	dB	dB	cm	deg	1	2480.00	92.22	-----	-----	88.46	32.45	4.92	33.61	137	162	PEAK
	Limit	Read	Ant	Cable	Preamp	APos	TPos	Remark																																																																					
Freq	Level	Line	Margin	Level	Factor	Loss	Factor																																																																						
MHz	dBuV/m	dBuV/m	dBuV	dB/m	dB	dB	cm																																																																						
1	2483.72	55.49	74.00	-18.51	51.72	32.46	4.92	33.61	137	162	PEAK																																																																		
Limit	Margin	Read	Ant	Cable	Preamp	APos	TPos	Remark																																																																					
Freq	Level	Line	(dB)	Level	Factor	Loss	Factor	Remark																																																																					
MHz	dBuV/m	dBuV/m	dBuV	dB/m	dB	dB	cm	deg																																																																					
1	2480.00	92.22	-----	-----	88.46	32.45	4.92	33.61	137	162	PEAK																																																																		
Avg	<p>Date: 2023-05-06</p> <p>Site : 03CH03-SZ Condition: AVG_BE_54 3m ANT3117_0057 HORIZONTAL : RBW:1000.000kHz VBW:10.000kHz Mode : 9 Setting : Default Plane : Y with accessories : 352000530016413/352000530016421</p> <table border="1"> <thead> <tr> <th>Limit</th> <th>Read</th> <th>Ant</th> <th>Cable</th> <th>Preamp</th> <th>APos</th> <th>TPos</th> <th>Remark</th> </tr> <tr> <th>Freq</th> <th>Level</th> <th>Line</th> <th>Margin</th> <th>Level</th> <th>Factor</th> <th>Loss</th> <th>Factor</th> </tr> <tr> <th>MHz</th> <th>dBuV/m</th> <th>dBuV/m</th> <th>dBuV</th> <th>dB/m</th> <th>dB</th> <th>dB</th> <th>cm</th> </tr> </thead> <tbody> <tr> <td>1</td> <td>2499.28</td> <td>44.14</td> <td>54.00</td> <td>-9.86</td> <td>40.30</td> <td>32.50</td> <td>4.94</td> <td>33.60</td> <td>137</td> <td>162</td> <td>AVERAGE</td> </tr> </tbody> </table>	Limit	Read	Ant	Cable	Preamp	APos	TPos	Remark	Freq	Level	Line	Margin	Level	Factor	Loss	Factor	MHz	dBuV/m	dBuV/m	dBuV	dB/m	dB	dB	cm	1	2499.28	44.14	54.00	-9.86	40.30	32.50	4.94	33.60	137	162	AVERAGE	<p>Date: 2023-05-06</p> <p>Site : 03CH03-SZ Condition: AVG_54 3m ANT3117_0057 HORIZONTAL : RBW:1000.000kHz VBW:10.000kHz Mode : 9 Setting : Default Plane : Y with accessories : 352000530016413/352000530016421</p> <table border="1"> <thead> <tr> <th>Limit</th> <th>Margin</th> <th>Read</th> <th>Ant</th> <th>Cable</th> <th>Preamp</th> <th>APos</th> <th>TPos</th> <th>Remark</th> </tr> <tr> <th>Freq</th> <th>Level</th> <th>Line</th> <th>(dB)</th> <th>Level</th> <th>Factor</th> <th>Loss</th> <th>Factor</th> <th>Remark</th> </tr> <tr> <th>MHz</th> <th>dBuV/m</th> <th>dBuV/m</th> <th>dBuV</th> <th>dB/m</th> <th>dB</th> <th>dB</th> <th>cm</th> <th>deg</th> </tr> </thead> <tbody> <tr> <td>1</td> <td>2480.00</td> <td>90.14</td> <td>-----</td> <td>-----</td> <td>86.38</td> <td>32.45</td> <td>4.92</td> <td>33.61</td> <td>137</td> <td>162</td> <td>AVERAGE</td> </tr> </tbody> </table>	Limit	Margin	Read	Ant	Cable	Preamp	APos	TPos	Remark	Freq	Level	Line	(dB)	Level	Factor	Loss	Factor	Remark	MHz	dBuV/m	dBuV/m	dBuV	dB/m	dB	dB	cm	deg	1	2480.00	90.14	-----	-----	86.38	32.45	4.92	33.61	137	162	AVERAGE
Limit	Read	Ant	Cable	Preamp	APos	TPos	Remark																																																																						
Freq	Level	Line	Margin	Level	Factor	Loss	Factor																																																																						
MHz	dBuV/m	dBuV/m	dBuV	dB/m	dB	dB	cm																																																																						
1	2499.28	44.14	54.00	-9.86	40.30	32.50	4.94	33.60	137	162	AVERAGE																																																																		
Limit	Margin	Read	Ant	Cable	Preamp	APos	TPos	Remark																																																																					
Freq	Level	Line	(dB)	Level	Factor	Loss	Factor	Remark																																																																					
MHz	dBuV/m	dBuV/m	dBuV	dB/m	dB	dB	cm	deg																																																																					
1	2480.00	90.14	-----	-----	86.38	32.45	4.92	33.61	137	162	AVERAGE																																																																		



Mode	6																																																																													
	Band Edge																																																																													
	2400-2483.5_Bluetooth-LE_GSKF_CH39_2480MHz																																																																													
ANT	1																																																																													
Pol.	Vertical	Fundamental																																																																												
Peak	<p>Date: 2023-05-06</p> <p>Site : 03CH03-SZ Condition: PEAK_BE_74 3m ANT3117_0057 VERTICAL : RBW:1000.000kHz VBW:3000.000kHz Mode : 9 Setting : Default Plane : Y with accessories : 352000530016413/352000530016421</p> <table border="1"> <thead> <tr> <th>Limit</th> <th>Read</th> <th>Ant</th> <th>Cable</th> <th>APos</th> <th>TPos</th> <th>Remark</th> </tr> <tr> <th>Freq</th> <th>Level</th> <th>Line</th> <th>Margin</th> <th>Level</th> <th>Factor</th> <th>Loss Factor</th> <th>Apos</th> <th>TPos</th> <th>Remark</th> </tr> <tr> <th>MHz</th> <th>dBuV/m</th> <th>dBuV/m</th> <th>dBuV</th> <th>dB/m</th> <th>dB</th> <th>dB</th> <th>cm</th> <th>deg</th> <th>Remark</th> </tr> </thead> <tbody> <tr> <td>1</td> <td>2484.18</td> <td>55.66</td> <td>74.00</td> <td>-18.34</td> <td>51.89</td> <td>32.46</td> <td>4.92</td> <td>33.61</td> <td>145</td> <td>188 PEAK</td> </tr> </tbody> </table>	Limit	Read	Ant	Cable	APos	TPos	Remark	Freq	Level	Line	Margin	Level	Factor	Loss Factor	Apos	TPos	Remark	MHz	dBuV/m	dBuV/m	dBuV	dB/m	dB	dB	cm	deg	Remark	1	2484.18	55.66	74.00	-18.34	51.89	32.46	4.92	33.61	145	188 PEAK	<p>Date: 2023-05-06</p> <p>Site : 03CH03-SZ Condition: PEAK_74 3m ANT3117_0057 VERTICAL : RBW:1000.000kHz VBW:3000.000kHz Mode : 9 Setting : Default Plane : Y with accessories : 352000530016413/352000530016421</p> <table border="1"> <thead> <tr> <th>Limit</th> <th>Margin</th> <th>Read</th> <th>Ant</th> <th>Cable</th> <th>APos</th> <th>TPos</th> <th>Remark</th> </tr> <tr> <th>Freq</th> <th>Level</th> <th>Line</th> <th>(dB)</th> <th>Level</th> <th>Factor</th> <th>Loss Factor</th> <th>Apos</th> <th>TPos</th> <th>Remark</th> </tr> <tr> <th>MHz</th> <th>dBuV/m</th> <th>dBuV/m</th> <th>dBuV</th> <th>dB/m</th> <th>dB</th> <th>dB</th> <th>cm</th> <th>deg</th> <th>Remark</th> </tr> </thead> <tbody> <tr> <td>1</td> <td>2480.00</td> <td>92.75</td> <td>-----</td> <td>88.99</td> <td>32.45</td> <td>4.92</td> <td>33.61</td> <td>145</td> <td>188 PEAK</td> </tr> </tbody> </table>	Limit	Margin	Read	Ant	Cable	APos	TPos	Remark	Freq	Level	Line	(dB)	Level	Factor	Loss Factor	Apos	TPos	Remark	MHz	dBuV/m	dBuV/m	dBuV	dB/m	dB	dB	cm	deg	Remark	1	2480.00	92.75	-----	88.99	32.45	4.92	33.61	145	188 PEAK
	Limit	Read	Ant	Cable	APos	TPos	Remark																																																																							
Freq	Level	Line	Margin	Level	Factor	Loss Factor	Apos	TPos	Remark																																																																					
MHz	dBuV/m	dBuV/m	dBuV	dB/m	dB	dB	cm	deg	Remark																																																																					
1	2484.18	55.66	74.00	-18.34	51.89	32.46	4.92	33.61	145	188 PEAK																																																																				
Limit	Margin	Read	Ant	Cable	APos	TPos	Remark																																																																							
Freq	Level	Line	(dB)	Level	Factor	Loss Factor	Apos	TPos	Remark																																																																					
MHz	dBuV/m	dBuV/m	dBuV	dB/m	dB	dB	cm	deg	Remark																																																																					
1	2480.00	92.75	-----	88.99	32.45	4.92	33.61	145	188 PEAK																																																																					
Avg	<p>Date: 2023-05-06</p> <p>Site : 03CH03-SZ Condition: AVG_BE_54 3m ANT3117_0057 VERTICAL : RBW:1000.000kHz VBW:10.000kHz Mode : 9 Setting : Default Plane : Y with accessories : 352000530016413/352000530016421</p> <table border="1"> <thead> <tr> <th>Limit</th> <th>Read</th> <th>Ant</th> <th>Cable</th> <th>APos</th> <th>TPos</th> <th>Remark</th> </tr> <tr> <th>Freq</th> <th>Level</th> <th>Line</th> <th>Margin</th> <th>Level</th> <th>Factor</th> <th>Loss Factor</th> <th>Apos</th> <th>TPos</th> <th>Remark</th> </tr> <tr> <th>MHz</th> <th>dBuV/m</th> <th>dBuV/m</th> <th>dBuV</th> <th>dB/m</th> <th>dB</th> <th>dB</th> <th>cm</th> <th>deg</th> <th>Remark</th> </tr> </thead> <tbody> <tr> <td>1</td> <td>2495.96</td> <td>44.16</td> <td>54.00</td> <td>-9.84</td> <td>40.33</td> <td>32.49</td> <td>4.94</td> <td>33.60</td> <td>145</td> <td>188 AVERAGE</td> </tr> </tbody> </table>	Limit	Read	Ant	Cable	APos	TPos	Remark	Freq	Level	Line	Margin	Level	Factor	Loss Factor	Apos	TPos	Remark	MHz	dBuV/m	dBuV/m	dBuV	dB/m	dB	dB	cm	deg	Remark	1	2495.96	44.16	54.00	-9.84	40.33	32.49	4.94	33.60	145	188 AVERAGE	<p>Date: 2023-05-06</p> <p>Site : 03CH03-SZ Condition: AVG_54 3m ANT3117_0057 VERTICAL : RBW:1000.000kHz VBW:10.000kHz Mode : 9 Setting : Default Plane : Y with accessories : 352000530016413/352000530016421</p> <table border="1"> <thead> <tr> <th>Limit</th> <th>Margin</th> <th>Read</th> <th>Ant</th> <th>Cable</th> <th>APos</th> <th>TPos</th> <th>Remark</th> </tr> <tr> <th>Freq</th> <th>Level</th> <th>Line</th> <th>(dB)</th> <th>Level</th> <th>Factor</th> <th>Loss Factor</th> <th>Apos</th> <th>TPos</th> <th>Remark</th> </tr> <tr> <th>MHz</th> <th>dBuV/m</th> <th>dBuV/m</th> <th>dBuV</th> <th>dB/m</th> <th>dB</th> <th>dB</th> <th>cm</th> <th>deg</th> <th>Remark</th> </tr> </thead> <tbody> <tr> <td>1</td> <td>2480.00</td> <td>90.72</td> <td>-----</td> <td>86.96</td> <td>32.45</td> <td>4.92</td> <td>33.61</td> <td>145</td> <td>188 AVERAGE</td> </tr> </tbody> </table>	Limit	Margin	Read	Ant	Cable	APos	TPos	Remark	Freq	Level	Line	(dB)	Level	Factor	Loss Factor	Apos	TPos	Remark	MHz	dBuV/m	dBuV/m	dBuV	dB/m	dB	dB	cm	deg	Remark	1	2480.00	90.72	-----	86.96	32.45	4.92	33.61	145	188 AVERAGE
Limit	Read	Ant	Cable	APos	TPos	Remark																																																																								
Freq	Level	Line	Margin	Level	Factor	Loss Factor	Apos	TPos	Remark																																																																					
MHz	dBuV/m	dBuV/m	dBuV	dB/m	dB	dB	cm	deg	Remark																																																																					
1	2495.96	44.16	54.00	-9.84	40.33	32.49	4.94	33.60	145	188 AVERAGE																																																																				
Limit	Margin	Read	Ant	Cable	APos	TPos	Remark																																																																							
Freq	Level	Line	(dB)	Level	Factor	Loss Factor	Apos	TPos	Remark																																																																					
MHz	dBuV/m	dBuV/m	dBuV	dB/m	dB	dB	cm	deg	Remark																																																																					
1	2480.00	90.72	-----	86.96	32.45	4.92	33.61	145	188 AVERAGE																																																																					



Mode	6																																																																																									
	Harmonic																																																																																									
	2400-2483.5_Bluetooth-LE_GSKF_CH39_2480MHz																																																																																									
ANT	1																																																																																									
Pol.	Horizontal	Vertical																																																																																								
Peak Avg	<p>Date: 2023-05-07</p> <p>Site : 03CH03-SZ Condition: PEAK_74 3m ANT3117_0057 HORIZONTAL Mode : 9 Setting : Default Plane : Y with accessories Plane : 352000530016413/352000530016421</p> <table border="1"> <thead> <tr> <th>Limit</th> <th>Read</th> <th>Ant</th> <th>Cable</th> <th>Preamp</th> <th>APos</th> <th>TPos</th> <th>Remark</th> </tr> <tr> <th>Freq</th> <th>Level</th> <th>Line</th> <th>Margin</th> <th>Level</th> <th>Factor</th> <th>Loss</th> <th>Factor</th> <th>dB</th> <th>dB</th> <th>cm</th> <th>deg</th> </tr> </thead> <tbody> <tr> <td>1</td> <td>4960.00</td> <td>43.76</td> <td>74.00</td> <td>-30.24</td> <td>54.07</td> <td>34.62</td> <td>7.81</td> <td>52.74</td> <td>---</td> <td>---</td> <td>Peak</td> </tr> <tr> <td>2</td> <td>7440.00</td> <td>44.94</td> <td>74.00</td> <td>-29.06</td> <td>53.25</td> <td>36.54</td> <td>9.19</td> <td>54.04</td> <td>---</td> <td>---</td> <td>Peak</td> </tr> </tbody> </table>	Limit	Read	Ant	Cable	Preamp	APos	TPos	Remark	Freq	Level	Line	Margin	Level	Factor	Loss	Factor	dB	dB	cm	deg	1	4960.00	43.76	74.00	-30.24	54.07	34.62	7.81	52.74	---	---	Peak	2	7440.00	44.94	74.00	-29.06	53.25	36.54	9.19	54.04	---	---	Peak	<p>Date: 2023-05-07</p> <p>Site : 03CH03-SZ Condition: PEAK_74 3m ANT3117_0057 VERTICAL Mode : 9 Setting : Default Plane : Y with accessories Plane : 352000530016413/352000530016421</p> <table border="1"> <thead> <tr> <th>Limit</th> <th>Read</th> <th>Ant</th> <th>Cable</th> <th>Preamp</th> <th>APos</th> <th>TPos</th> <th>Remark</th> </tr> <tr> <th>Freq</th> <th>Level</th> <th>Line</th> <th>Margin</th> <th>Level</th> <th>Factor</th> <th>Loss</th> <th>Factor</th> <th>dB</th> <th>dB</th> <th>cm</th> <th>deg</th> </tr> </thead> <tbody> <tr> <td>1</td> <td>4960.00</td> <td>44.15</td> <td>74.00</td> <td>-29.85</td> <td>54.46</td> <td>34.62</td> <td>7.81</td> <td>52.74</td> <td>---</td> <td>---</td> <td>Peak</td> </tr> <tr> <td>2</td> <td>7440.00</td> <td>45.47</td> <td>74.00</td> <td>-28.53</td> <td>53.78</td> <td>36.54</td> <td>9.19</td> <td>54.04</td> <td>---</td> <td>---</td> <td>Peak</td> </tr> </tbody> </table>	Limit	Read	Ant	Cable	Preamp	APos	TPos	Remark	Freq	Level	Line	Margin	Level	Factor	Loss	Factor	dB	dB	cm	deg	1	4960.00	44.15	74.00	-29.85	54.46	34.62	7.81	52.74	---	---	Peak	2	7440.00	45.47	74.00	-28.53	53.78	36.54	9.19	54.04	---	---	Peak
	Limit	Read	Ant	Cable	Preamp	APos	TPos	Remark																																																																																		
Freq	Level	Line	Margin	Level	Factor	Loss	Factor	dB	dB	cm	deg																																																																															
1	4960.00	43.76	74.00	-30.24	54.07	34.62	7.81	52.74	---	---	Peak																																																																															
2	7440.00	44.94	74.00	-29.06	53.25	36.54	9.19	54.04	---	---	Peak																																																																															
Limit	Read	Ant	Cable	Preamp	APos	TPos	Remark																																																																																			
Freq	Level	Line	Margin	Level	Factor	Loss	Factor	dB	dB	cm	deg																																																																															
1	4960.00	44.15	74.00	-29.85	54.46	34.62	7.81	52.74	---	---	Peak																																																																															
2	7440.00	45.47	74.00	-28.53	53.78	36.54	9.19	54.04	---	---	Peak																																																																															



Mode	7																																																																																																																																																											
	LF																																																																																																																																																											
	2400-2483.5_Bluetooth-LE_GSKF_CH39_2480MHz																																																																																																																																																											
ANT	1																																																																																																																																																											
Pol.	Horizontal	Vertical																																																																																																																																																										
Peak/QP	<p>Data: 1 Date: 2023-05-17</p> <p>Site : 03CH04-SZ Condition : FCC CLASS-B 3m LF_ANT35408 HORIZONTAL Mode : Mode 25 Setting : Default Plane : Y with accessories 352000530016413/352000530016421</p> <table border="1"> <thead> <tr> <th>Peak</th> <th>Freq (MHz)</th> <th>Level (dBuV/m)</th> <th>Over Limit (dB)</th> <th>Limit (dBuV/m)</th> <th>ReadAntenna (dBuV)</th> <th>Cable Loss (dB)</th> <th>Preamp (dB)</th> <th>A/Pos (cm)</th> <th>T/Pos (deg)</th> <th>Remark</th> </tr> </thead> <tbody> <tr><td>1</td><td>30.97</td><td>25.06</td><td>-14.94</td><td>40.00</td><td>31.98</td><td>24.37</td><td>0.54</td><td>31.83</td><td>---</td><td>Peak</td></tr> <tr><td>2</td><td>149.31</td><td>21.25</td><td>-22.25</td><td>43.50</td><td>34.48</td><td>16.93</td><td>1.25</td><td>31.41</td><td>---</td><td>Peak</td></tr> <tr><td>3</td><td>261.83</td><td>34.50</td><td>-11.50</td><td>46.00</td><td>44.35</td><td>19.64</td><td>1.69</td><td>31.18</td><td>---</td><td>Peak</td></tr> <tr><td>4</td><td>429.64</td><td>25.63</td><td>-20.37</td><td>46.00</td><td>32.01</td><td>22.40</td><td>2.16</td><td>30.94</td><td>---</td><td>Peak</td></tr> <tr><td>5</td><td>579.99</td><td>27.14</td><td>-18.86</td><td>46.00</td><td>30.98</td><td>24.68</td><td>2.52</td><td>30.96</td><td>---</td><td>Peak</td></tr> <tr><td>6</td><td>775.93</td><td>28.95</td><td>-17.05</td><td>46.00</td><td>30.87</td><td>26.08</td><td>2.90</td><td>30.90</td><td>---</td><td>Peak</td></tr> </tbody> </table>	Peak	Freq (MHz)	Level (dBuV/m)	Over Limit (dB)	Limit (dBuV/m)	ReadAntenna (dBuV)	Cable Loss (dB)	Preamp (dB)	A/Pos (cm)	T/Pos (deg)	Remark	1	30.97	25.06	-14.94	40.00	31.98	24.37	0.54	31.83	---	Peak	2	149.31	21.25	-22.25	43.50	34.48	16.93	1.25	31.41	---	Peak	3	261.83	34.50	-11.50	46.00	44.35	19.64	1.69	31.18	---	Peak	4	429.64	25.63	-20.37	46.00	32.01	22.40	2.16	30.94	---	Peak	5	579.99	27.14	-18.86	46.00	30.98	24.68	2.52	30.96	---	Peak	6	775.93	28.95	-17.05	46.00	30.87	26.08	2.90	30.90	---	Peak	<p>Data: 2 Date: 2023-05-17</p> <p>Site : 03CH04-SZ Condition : FCC CLASS-B 3m LF_ANT35408 VERTICAL Mode : Mode 25 Setting : Default Plane : Y with accessories 352000530016413/352000530016421</p> <table border="1"> <thead> <tr> <th>Peak</th> <th>Freq (MHz)</th> <th>Level (dBuV/m)</th> <th>Over Limit (dB)</th> <th>Limit (dBuV/m)</th> <th>ReadAntenna (dBuV)</th> <th>Cable Loss (dB)</th> <th>Preamp (dB)</th> <th>A/Pos (cm)</th> <th>T/Pos (deg)</th> <th>Remark</th> </tr> </thead> <tbody> <tr><td>1</td><td>30.97</td><td>25.94</td><td>-14.06</td><td>40.00</td><td>32.86</td><td>24.37</td><td>0.54</td><td>31.83</td><td>---</td><td>Peak</td></tr> <tr><td>2</td><td>97.90</td><td>23.58</td><td>-19.92</td><td>43.50</td><td>37.58</td><td>16.72</td><td>1.00</td><td>31.72</td><td>---</td><td>Peak</td></tr> <tr><td>3</td><td>173.56</td><td>25.06</td><td>-17.64</td><td>43.50</td><td>40.20</td><td>15.67</td><td>1.34</td><td>31.35</td><td>---</td><td>Peak</td></tr> <tr><td>4</td><td>256.01</td><td>25.46</td><td>-20.54</td><td>46.00</td><td>35.70</td><td>19.28</td><td>1.67</td><td>31.19</td><td>---</td><td>Peak</td></tr> <tr><td>5</td><td>415.09</td><td>24.47</td><td>-21.53</td><td>46.00</td><td>31.20</td><td>22.11</td><td>2.13</td><td>30.97</td><td>---</td><td>Peak</td></tr> <tr><td>6</td><td>557.68</td><td>27.12</td><td>-18.88</td><td>46.00</td><td>31.19</td><td>24.37</td><td>2.48</td><td>30.92</td><td>---</td><td>Peak</td></tr> </tbody> </table>	Peak	Freq (MHz)	Level (dBuV/m)	Over Limit (dB)	Limit (dBuV/m)	ReadAntenna (dBuV)	Cable Loss (dB)	Preamp (dB)	A/Pos (cm)	T/Pos (deg)	Remark	1	30.97	25.94	-14.06	40.00	32.86	24.37	0.54	31.83	---	Peak	2	97.90	23.58	-19.92	43.50	37.58	16.72	1.00	31.72	---	Peak	3	173.56	25.06	-17.64	43.50	40.20	15.67	1.34	31.35	---	Peak	4	256.01	25.46	-20.54	46.00	35.70	19.28	1.67	31.19	---	Peak	5	415.09	24.47	-21.53	46.00	31.20	22.11	2.13	30.97	---	Peak	6	557.68	27.12	-18.88	46.00	31.19	24.37	2.48	30.92	---	Peak
Peak	Freq (MHz)	Level (dBuV/m)	Over Limit (dB)	Limit (dBuV/m)	ReadAntenna (dBuV)	Cable Loss (dB)	Preamp (dB)	A/Pos (cm)	T/Pos (deg)	Remark																																																																																																																																																		
1	30.97	25.06	-14.94	40.00	31.98	24.37	0.54	31.83	---	Peak																																																																																																																																																		
2	149.31	21.25	-22.25	43.50	34.48	16.93	1.25	31.41	---	Peak																																																																																																																																																		
3	261.83	34.50	-11.50	46.00	44.35	19.64	1.69	31.18	---	Peak																																																																																																																																																		
4	429.64	25.63	-20.37	46.00	32.01	22.40	2.16	30.94	---	Peak																																																																																																																																																		
5	579.99	27.14	-18.86	46.00	30.98	24.68	2.52	30.96	---	Peak																																																																																																																																																		
6	775.93	28.95	-17.05	46.00	30.87	26.08	2.90	30.90	---	Peak																																																																																																																																																		
Peak	Freq (MHz)	Level (dBuV/m)	Over Limit (dB)	Limit (dBuV/m)	ReadAntenna (dBuV)	Cable Loss (dB)	Preamp (dB)	A/Pos (cm)	T/Pos (deg)	Remark																																																																																																																																																		
1	30.97	25.94	-14.06	40.00	32.86	24.37	0.54	31.83	---	Peak																																																																																																																																																		
2	97.90	23.58	-19.92	43.50	37.58	16.72	1.00	31.72	---	Peak																																																																																																																																																		
3	173.56	25.06	-17.64	43.50	40.20	15.67	1.34	31.35	---	Peak																																																																																																																																																		
4	256.01	25.46	-20.54	46.00	35.70	19.28	1.67	31.19	---	Peak																																																																																																																																																		
5	415.09	24.47	-21.53	46.00	31.20	22.11	2.13	30.97	---	Peak																																																																																																																																																		
6	557.68	27.12	-18.88	46.00	31.19	24.37	2.48	30.92	---	Peak																																																																																																																																																		



Co-location

2.4GHz 2400~2483.5MHz

BLE CH39 2480MHz+Band13 (Band Edge @ 3m)

BLE ANT	2.4GHz 2400~2483.5MHz Band Edge @ 3m BLE CH39 2480MHz+Band13 Co-location																																																															
1	Horizontal	Fundamental																																																														
Peak	<p>Date: 3 Date: 2023-05-12</p> <p>Site : 03CH03-SZ Condition : PEAK_BE_74 3m ANT3117_0057 HORIZONTAL Mode : Mode 19 Setting : Default Plane : Y with accessories</p> <table border="1"> <thead> <tr> <th>Freq</th> <th>Level</th> <th>Over</th> <th>Limit</th> <th>ReadAntenna</th> <th>Cable</th> <th>Preamp</th> <th>A/Pos</th> <th>T/Pos</th> <th>Remark</th> </tr> <tr> <th>MHz</th> <th>dBuV/m</th> <th>dB</th> <th>dBuV/m</th> <th>dBuV</th> <th>dB/m</th> <th>dB</th> <th>dB</th> <th>cm</th> <th>deg</th> </tr> </thead> <tbody> <tr> <td>1</td> <td>2483.52</td> <td>52.35</td> <td>-21.45</td> <td>74.00</td> <td>49.72</td> <td>32.46</td> <td>4.99</td> <td>33.62</td> <td>148</td> <td>152 Peak</td> </tr> </tbody> </table>	Freq	Level	Over	Limit	ReadAntenna	Cable	Preamp	A/Pos	T/Pos	Remark	MHz	dBuV/m	dB	dBuV/m	dBuV	dB/m	dB	dB	cm	deg	1	2483.52	52.35	-21.45	74.00	49.72	32.46	4.99	33.62	148	152 Peak	<p>Date: 1 Date: 2023-05-12</p> <p>Site : 03CH03-SZ Condition : PEAK_74 3m ANT3117_0057 HORIZONTAL Mode : Mode 19 Setting : Default Plane : Y with accessories</p> <table border="1"> <thead> <tr> <th>Freq</th> <th>Level</th> <th>Over</th> <th>Limit</th> <th>ReadAntenna</th> <th>Cable</th> <th>Preamp</th> <th>A/Pos</th> <th>T/Pos</th> <th>Remark</th> </tr> <tr> <th>MHz</th> <th>dBuV/m</th> <th>dB</th> <th>dBuV/m</th> <th>dBuV</th> <th>dB/m</th> <th>dB</th> <th>dB</th> <th>cm</th> <th>deg</th> </tr> </thead> <tbody> <tr> <td>1</td> <td>2480.00</td> <td>92.14</td> <td>18.14</td> <td>74.00</td> <td>88.32</td> <td>32.45</td> <td>4.99</td> <td>33.62</td> <td>148</td> <td>152 Peak</td> </tr> </tbody> </table>	Freq	Level	Over	Limit	ReadAntenna	Cable	Preamp	A/Pos	T/Pos	Remark	MHz	dBuV/m	dB	dBuV/m	dBuV	dB/m	dB	dB	cm	deg	1	2480.00	92.14	18.14	74.00	88.32	32.45	4.99	33.62	148	152 Peak
	Freq	Level	Over	Limit	ReadAntenna	Cable	Preamp	A/Pos	T/Pos	Remark																																																						
MHz	dBuV/m	dB	dBuV/m	dBuV	dB/m	dB	dB	cm	deg																																																							
1	2483.52	52.35	-21.45	74.00	49.72	32.46	4.99	33.62	148	152 Peak																																																						
Freq	Level	Over	Limit	ReadAntenna	Cable	Preamp	A/Pos	T/Pos	Remark																																																							
MHz	dBuV/m	dB	dBuV/m	dBuV	dB/m	dB	dB	cm	deg																																																							
1	2480.00	92.14	18.14	74.00	88.32	32.45	4.99	33.62	148	152 Peak																																																						
Avg.	<p>Date: 4 Date: 2023-05-12</p> <p>Site : 03CH03-SZ Condition : AVG_BE_54 3m ANT3117_0057 HORIZONTAL Mode : Mode 19 Setting : Default Plane : Y with accessories</p> <table border="1"> <thead> <tr> <th>Freq</th> <th>Level</th> <th>Over</th> <th>Limit</th> <th>ReadAntenna</th> <th>Cable</th> <th>Preamp</th> <th>A/Pos</th> <th>T/Pos</th> <th>Remark</th> </tr> <tr> <th>MHz</th> <th>dBuV/m</th> <th>dB</th> <th>dBuV/m</th> <th>dBuV</th> <th>dB/m</th> <th>dB</th> <th>dB</th> <th>cm</th> <th>deg</th> </tr> </thead> <tbody> <tr> <td>1</td> <td>2498.04</td> <td>44.26</td> <td>-9.74</td> <td>54.00</td> <td>49.35</td> <td>32.50</td> <td>5.83</td> <td>33.68</td> <td>148</td> <td>152 Average</td> </tr> </tbody> </table>	Freq	Level	Over	Limit	ReadAntenna	Cable	Preamp	A/Pos	T/Pos	Remark	MHz	dBuV/m	dB	dBuV/m	dBuV	dB/m	dB	dB	cm	deg	1	2498.04	44.26	-9.74	54.00	49.35	32.50	5.83	33.68	148	152 Average	<p>Date: 2 Date: 2023-05-12</p> <p>Site : 03CH03-SZ Condition : AVG_54 3m ANT3117_0057 HORIZONTAL Mode : Mode 19 Setting : Default Plane : Y with accessories</p> <table border="1"> <thead> <tr> <th>Freq</th> <th>Level</th> <th>Over</th> <th>Limit</th> <th>ReadAntenna</th> <th>Cable</th> <th>Preamp</th> <th>A/Pos</th> <th>T/Pos</th> <th>Remark</th> </tr> <tr> <th>MHz</th> <th>dBuV/m</th> <th>dB</th> <th>dBuV/m</th> <th>dBuV</th> <th>dB/m</th> <th>dB</th> <th>dB</th> <th>cm</th> <th>deg</th> </tr> </thead> <tbody> <tr> <td>1</td> <td>2490.00</td> <td>98.78</td> <td>36.78</td> <td>54.00</td> <td>86.88</td> <td>32.45</td> <td>4.99</td> <td>33.62</td> <td>148</td> <td>152 Average</td> </tr> </tbody> </table>	Freq	Level	Over	Limit	ReadAntenna	Cable	Preamp	A/Pos	T/Pos	Remark	MHz	dBuV/m	dB	dBuV/m	dBuV	dB/m	dB	dB	cm	deg	1	2490.00	98.78	36.78	54.00	86.88	32.45	4.99	33.62	148	152 Average
	Freq	Level	Over	Limit	ReadAntenna	Cable	Preamp	A/Pos	T/Pos	Remark																																																						
MHz	dBuV/m	dB	dBuV/m	dBuV	dB/m	dB	dB	cm	deg																																																							
1	2498.04	44.26	-9.74	54.00	49.35	32.50	5.83	33.68	148	152 Average																																																						
Freq	Level	Over	Limit	ReadAntenna	Cable	Preamp	A/Pos	T/Pos	Remark																																																							
MHz	dBuV/m	dB	dBuV/m	dBuV	dB/m	dB	dB	cm	deg																																																							
1	2490.00	98.78	36.78	54.00	86.88	32.45	4.99	33.62	148	152 Average																																																						



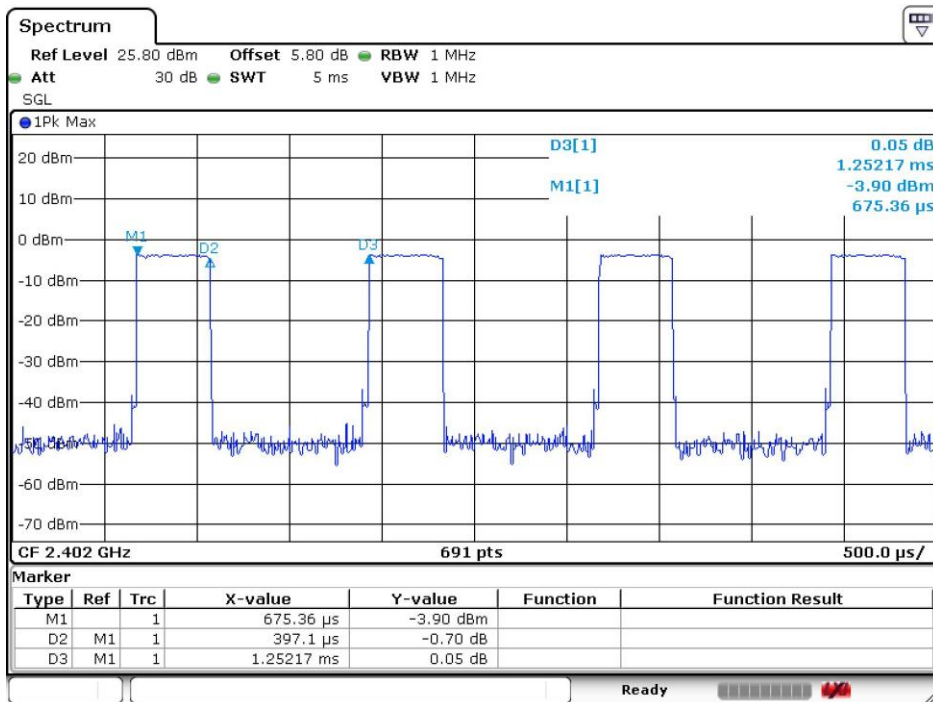
BLE ANT	2.4GHz 2400~2483.5MHz Band Edge @ 3m																																																																									
1	Vertical	Fundamental																																																																								
Peak	<p>Date: 7 Level (dBuV/m)</p> <p>Site : 03CH03-SZ Condition : PEAK_BE_74 3m ANT3117_0057 VERTICAL RBW: 1000.000kHz VBW: 3000.000kHz Mode : Mode 19 Setting : Default Plane : Y with accessories : 352000530016413/352000530016421</p> <table border="1"> <thead> <tr> <th>Freq</th> <th>Level</th> <th>Limit</th> <th>Over</th> <th>Line</th> <th>Level Factor</th> <th>HeadAntenna</th> <th>Cable Preamp</th> <th>Loss Factor</th> <th>A/Pos</th> <th>T/Pos</th> <th>Remark</th> </tr> <tr> <th>MHz</th> <th>dBuV/m</th> <th>dB</th> <th>dBuV/m</th> <th>dBuV/m</th> <th>dB/m</th> <th>dB</th> <th>dB</th> <th>ca</th> <th>deg</th> <th></th> <th></th> </tr> </thead> <tbody> <tr> <td>1</td> <td>2493.16</td> <td>51.89</td> <td>-22.11</td> <td>74.00</td> <td>48.91</td> <td>32.48</td> <td>5.00</td> <td>33.68</td> <td>145</td> <td></td> <td>186 Peak</td> </tr> </tbody> </table>	Freq	Level	Limit	Over	Line	Level Factor	HeadAntenna	Cable Preamp	Loss Factor	A/Pos	T/Pos	Remark	MHz	dBuV/m	dB	dBuV/m	dBuV/m	dB/m	dB	dB	ca	deg			1	2493.16	51.89	-22.11	74.00	48.91	32.48	5.00	33.68	145		186 Peak	<p>Date: 5 Level (dBuV/m)</p> <p>Site : 03CH03-SZ Condition : PEAK_74 3m ANT3117_0057 VERTICAL RBW: 1000.000kHz VBW: 3000.000kHz Mode : Mode 19 Setting : Default Plane : Y with accessories : 352000530016413/352000530016421</p> <table border="1"> <thead> <tr> <th>Freq</th> <th>Level</th> <th>Limit</th> <th>Over</th> <th>Line</th> <th>Level Factor</th> <th>HeadAntenna</th> <th>Cable Preamp</th> <th>Loss Factor</th> <th>A/Pos</th> <th>T/Pos</th> <th>Remark</th> </tr> <tr> <th>MHz</th> <th>dBuV/m</th> <th>dB</th> <th>dBuV/m</th> <th>dBuV/m</th> <th>dB/m</th> <th>dB</th> <th>dB</th> <th>ca</th> <th>deg</th> <th></th> <th></th> </tr> </thead> <tbody> <tr> <td>1</td> <td>2488.00</td> <td>88.29</td> <td>14.29</td> <td>74.00</td> <td>84.47</td> <td>32.45</td> <td>4.99</td> <td>33.62</td> <td>145</td> <td></td> <td>186 Peak</td> </tr> </tbody> </table>	Freq	Level	Limit	Over	Line	Level Factor	HeadAntenna	Cable Preamp	Loss Factor	A/Pos	T/Pos	Remark	MHz	dBuV/m	dB	dBuV/m	dBuV/m	dB/m	dB	dB	ca	deg			1	2488.00	88.29	14.29	74.00	84.47	32.45	4.99	33.62	145		186 Peak
Freq	Level	Limit	Over	Line	Level Factor	HeadAntenna	Cable Preamp	Loss Factor	A/Pos	T/Pos	Remark																																																															
MHz	dBuV/m	dB	dBuV/m	dBuV/m	dB/m	dB	dB	ca	deg																																																																	
1	2493.16	51.89	-22.11	74.00	48.91	32.48	5.00	33.68	145		186 Peak																																																															
Freq	Level	Limit	Over	Line	Level Factor	HeadAntenna	Cable Preamp	Loss Factor	A/Pos	T/Pos	Remark																																																															
MHz	dBuV/m	dB	dBuV/m	dBuV/m	dB/m	dB	dB	ca	deg																																																																	
1	2488.00	88.29	14.29	74.00	84.47	32.45	4.99	33.62	145		186 Peak																																																															
Avg	<p>Date: 6 Level (dBuV/m)</p> <p>Site : 03CH03-SZ Condition : AVG_BE_54 3m ANT3117_0057 VERTICAL RBW: 1000.000kHz VBW: 10.000kHz Mode : Mode 19 Setting : Default Plane : Y with accessories : 352000530016413/352000530016421</p> <table border="1"> <thead> <tr> <th>Freq</th> <th>Level</th> <th>Limit</th> <th>Over</th> <th>Line</th> <th>Level Factor</th> <th>HeadAntenna</th> <th>Cable Preamp</th> <th>Loss Factor</th> <th>A/Pos</th> <th>T/Pos</th> <th>Remark</th> </tr> <tr> <th>MHz</th> <th>dBuV/m</th> <th>dB</th> <th>dBuV/m</th> <th>dBuV/m</th> <th>dB/m</th> <th>dB</th> <th>dB</th> <th>ca</th> <th>deg</th> <th></th> <th></th> </tr> </thead> <tbody> <tr> <td>1</td> <td>2488.08</td> <td>43.59</td> <td>-18.41</td> <td>54.00</td> <td>39.74</td> <td>32.47</td> <td>5.00</td> <td>33.62</td> <td>145</td> <td></td> <td>186 Average</td> </tr> </tbody> </table>	Freq	Level	Limit	Over	Line	Level Factor	HeadAntenna	Cable Preamp	Loss Factor	A/Pos	T/Pos	Remark	MHz	dBuV/m	dB	dBuV/m	dBuV/m	dB/m	dB	dB	ca	deg			1	2488.08	43.59	-18.41	54.00	39.74	32.47	5.00	33.62	145		186 Average	<p>Date: 6 Level (dBuV/m)</p> <p>Site : 03CH03-SZ Condition : AVG_54 3m ANT3117_0057 VERTICAL RBW: 1000.000kHz VBW: 10.000kHz Mode : Mode 19 Setting : Default Plane : Y with accessories : 352000530016413/352000530016421</p> <table border="1"> <thead> <tr> <th>Freq</th> <th>Level</th> <th>Limit</th> <th>Over</th> <th>Line</th> <th>Level Factor</th> <th>HeadAntenna</th> <th>Cable Preamp</th> <th>Loss Factor</th> <th>A/Pos</th> <th>T/Pos</th> <th>Remark</th> </tr> <tr> <th>MHz</th> <th>dBuV/m</th> <th>dB</th> <th>dBuV/m</th> <th>dBuV/m</th> <th>dB/m</th> <th>dB</th> <th>dB</th> <th>ca</th> <th>deg</th> <th></th> <th></th> </tr> </thead> <tbody> <tr> <td>1</td> <td>2488.00</td> <td>86.74</td> <td>32.74</td> <td>54.00</td> <td>82.92</td> <td>32.45</td> <td>4.99</td> <td>33.62</td> <td>145</td> <td></td> <td>186 Average</td> </tr> </tbody> </table>	Freq	Level	Limit	Over	Line	Level Factor	HeadAntenna	Cable Preamp	Loss Factor	A/Pos	T/Pos	Remark	MHz	dBuV/m	dB	dBuV/m	dBuV/m	dB/m	dB	dB	ca	deg			1	2488.00	86.74	32.74	54.00	82.92	32.45	4.99	33.62	145		186 Average
Freq	Level	Limit	Over	Line	Level Factor	HeadAntenna	Cable Preamp	Loss Factor	A/Pos	T/Pos	Remark																																																															
MHz	dBuV/m	dB	dBuV/m	dBuV/m	dB/m	dB	dB	ca	deg																																																																	
1	2488.08	43.59	-18.41	54.00	39.74	32.47	5.00	33.62	145		186 Average																																																															
Freq	Level	Limit	Over	Line	Level Factor	HeadAntenna	Cable Preamp	Loss Factor	A/Pos	T/Pos	Remark																																																															
MHz	dBuV/m	dB	dBuV/m	dBuV/m	dB/m	dB	dB	ca	deg																																																																	
1	2488.00	86.74	32.74	54.00	82.92	32.45	4.99	33.62	145		186 Average																																																															



Appendix D. Duty Cycle Plots

Band	Duty Cycle(%)	T(ms)	1/T(kHz)	VBW Setting
Bluetooth LE 1Mbps	31.71	0.397	2.518	3KHz
Bluetooth LE 2Mbps	32.41	0.203	4.929	10KHZ

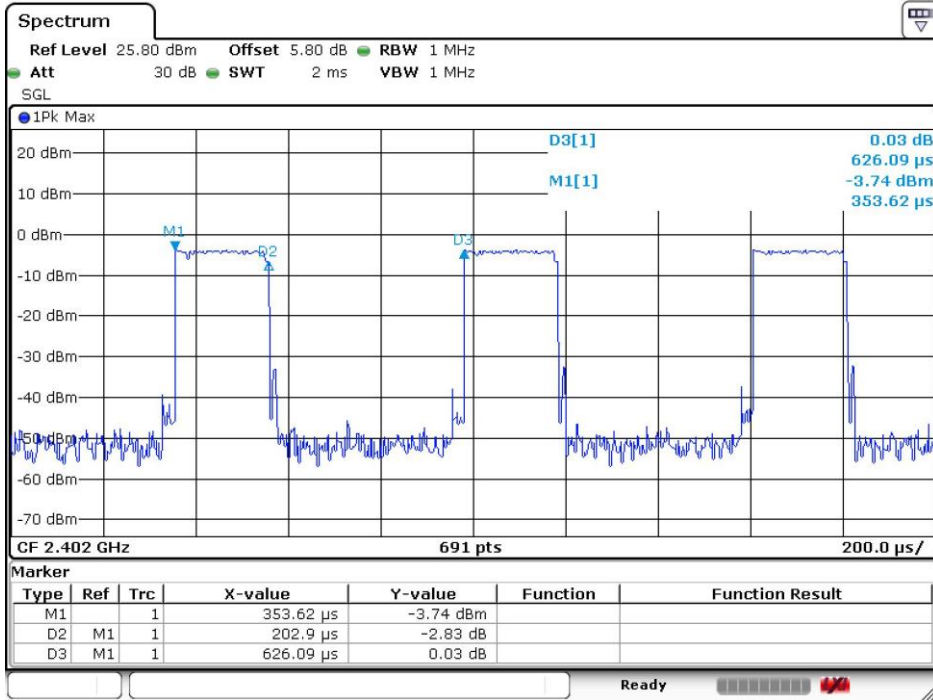
Bluetooth LE 1Mbps



Date: 1.APR.2023 20:50:19



Bluetooth LE 2Mbps



Date: 1.APR.2023 20:53:41