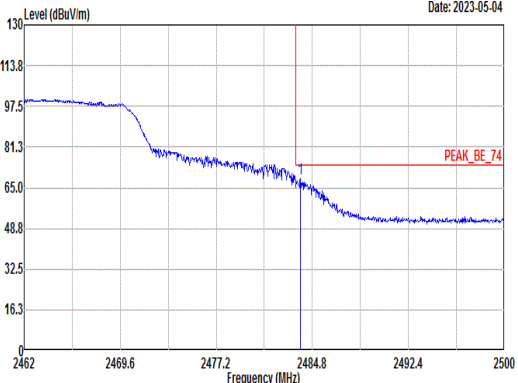
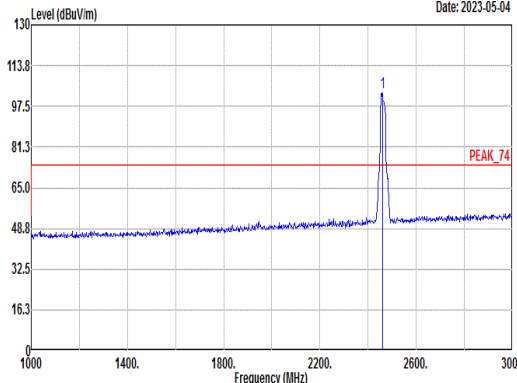
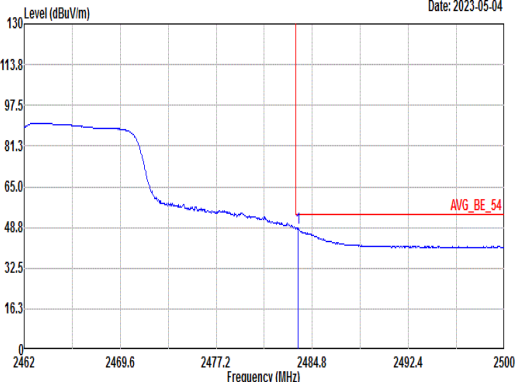
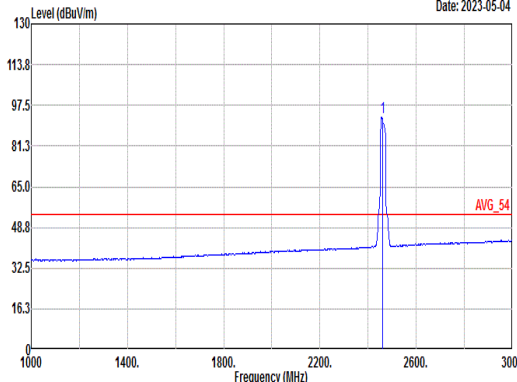




		9																																																																																												
Mode	Band Edge																																																																																													
	2400-2483.5_802.11n_HT20_CH11_2462MHz																																																																																													
ANT	1																																																																																													
Pol.	Vertical	Fundamental																																																																																												
Peak	 <p>Date: 2023-05-04</p> <p>Site : 03CH03-SZ Condition: PEAK_BE_74 3m ANT3117_0057 VERTICAL : RBW:1000.000kHz VBW:3000.000kHz Mode : 18 Setting : MCS 0 Power setting 14 Plane : Y with accessories : 352000530016413/352000530016421</p> <table border="1"> <thead> <tr> <th>Limit</th> <th>Read</th> <th>Ant</th> <th>Cable</th> <th>Preamp</th> <th>APos</th> <th>TPos</th> <th>Remark</th> </tr> <tr> <th>Freq</th> <th>Level</th> <th>Line</th> <th>Margin</th> <th>Level</th> <th>Factor</th> <th>Loss</th> <th>Factor</th> </tr> <tr> <th>MHz</th> <th>dBuV/m</th> <th>dBuV/m</th> <th>dB</th> <th>dB/m</th> <th>dB</th> <th>dB</th> <th>cm</th> </tr> <tr> <th></th> <th></th> <th></th> <th></th> <th></th> <th></th> <th></th> <th>deg</th> </tr> </thead> <tbody> <tr> <td>1</td> <td>2483.85</td> <td>68.50</td> <td>74.00</td> <td>-5.50</td> <td>64.73</td> <td>32.46</td> <td>4.92</td> <td>33.61</td> <td>193</td> <td>166</td> <td>PEAK</td> </tr> </tbody> </table>	Limit	Read	Ant	Cable	Preamp	APos	TPos	Remark	Freq	Level	Line	Margin	Level	Factor	Loss	Factor	MHz	dBuV/m	dBuV/m	dB	dB/m	dB	dB	cm								deg	1	2483.85	68.50	74.00	-5.50	64.73	32.46	4.92	33.61	193	166	PEAK	 <p>Date: 2023-05-04</p> <p>Site : 03CH03-SZ Condition: PEAK_74 3m ANT3117_0057 VERTICAL : RBW:1000.000kHz VBW:3000.000kHz Mode : 18 Setting : MCS 0 Power setting 14 Plane : Y with accessories : 352000530016413/352000530016421</p> <table border="1"> <thead> <tr> <th>Limit</th> <th>Margin</th> <th>Read</th> <th>Ant</th> <th>Cable</th> <th>Preamp</th> <th>APos</th> <th>TPos</th> <th>Remark</th> </tr> <tr> <th>Freq</th> <th>Level</th> <th>Line</th> <th>(dB)</th> <th>Level</th> <th>Factor</th> <th>Loss</th> <th>Factor</th> <th>Remark</th> </tr> <tr> <th>MHz</th> <th>dBuV/m</th> <th>dBuV/m</th> <th>dB</th> <th>dB/m</th> <th>dB</th> <th>dB</th> <th>cm</th> <th>deg</th> </tr> <tr> <th></th> <th></th> <th></th> <th></th> <th></th> <th></th> <th></th> <th></th> <th></th> </tr> </thead> <tbody> <tr> <td>1</td> <td>2462.00</td> <td>102.80</td> <td>-----</td> <td>-----</td> <td>99.16</td> <td>32.39</td> <td>4.88</td> <td>33.63</td> <td>193</td> <td>166</td> <td>PEAK</td> </tr> </tbody> </table>	Limit	Margin	Read	Ant	Cable	Preamp	APos	TPos	Remark	Freq	Level	Line	(dB)	Level	Factor	Loss	Factor	Remark	MHz	dBuV/m	dBuV/m	dB	dB/m	dB	dB	cm	deg										1	2462.00	102.80	-----	-----	99.16	32.39	4.88	33.63	193	166	PEAK
	Limit	Read	Ant	Cable	Preamp	APos	TPos	Remark																																																																																						
Freq	Level	Line	Margin	Level	Factor	Loss	Factor																																																																																							
MHz	dBuV/m	dBuV/m	dB	dB/m	dB	dB	cm																																																																																							
							deg																																																																																							
1	2483.85	68.50	74.00	-5.50	64.73	32.46	4.92	33.61	193	166	PEAK																																																																																			
Limit	Margin	Read	Ant	Cable	Preamp	APos	TPos	Remark																																																																																						
Freq	Level	Line	(dB)	Level	Factor	Loss	Factor	Remark																																																																																						
MHz	dBuV/m	dBuV/m	dB	dB/m	dB	dB	cm	deg																																																																																						
1	2462.00	102.80	-----	-----	99.16	32.39	4.88	33.63	193	166	PEAK																																																																																			
Avg	 <p>Date: 2023-05-04</p> <p>Site : 03CH03-SZ Condition: AVG_BE_54 3m ANT3117_0057 VERTICAL : RBW:1000.000kHz VBW:1.000kHz Mode : 18 Setting : MCS 0 Power setting 14 Plane : Y with accessories : 352000530016413/352000530016421</p> <table border="1"> <thead> <tr> <th>Limit</th> <th>Read</th> <th>Ant</th> <th>Cable</th> <th>Preamp</th> <th>APos</th> <th>TPos</th> <th>Remark</th> </tr> <tr> <th>Freq</th> <th>Level</th> <th>Line</th> <th>Margin</th> <th>Level</th> <th>Factor</th> <th>Loss</th> <th>Factor</th> </tr> <tr> <th>MHz</th> <th>dBuV/m</th> <th>dBuV/m</th> <th>dB</th> <th>dB/m</th> <th>dB</th> <th>dB</th> <th>cm</th> </tr> <tr> <th></th> <th></th> <th></th> <th></th> <th></th> <th></th> <th></th> <th>deg</th> </tr> </thead> <tbody> <tr> <td>1</td> <td>2483.66</td> <td>48.63</td> <td>54.00</td> <td>-5.37</td> <td>44.86</td> <td>32.46</td> <td>4.92</td> <td>33.61</td> <td>193</td> <td>166</td> <td>AVERAGE</td> </tr> </tbody> </table>	Limit	Read	Ant	Cable	Preamp	APos	TPos	Remark	Freq	Level	Line	Margin	Level	Factor	Loss	Factor	MHz	dBuV/m	dBuV/m	dB	dB/m	dB	dB	cm								deg	1	2483.66	48.63	54.00	-5.37	44.86	32.46	4.92	33.61	193	166	AVERAGE	 <p>Date: 2023-05-04</p> <p>Site : 03CH03-SZ Condition: AVG_54 3m ANT3117_0057 VERTICAL : RBW:1000.000kHz VBW:1.000kHz Mode : 18 Setting : MCS 0 Power setting 14 Plane : Y with accessories : 352000530016413/352000530016421</p> <table border="1"> <thead> <tr> <th>Limit</th> <th>Margin</th> <th>Read</th> <th>Ant</th> <th>Cable</th> <th>Preamp</th> <th>APos</th> <th>TPos</th> <th>Remark</th> </tr> <tr> <th>Freq</th> <th>Level</th> <th>Line</th> <th>(dB)</th> <th>Level</th> <th>Factor</th> <th>Loss</th> <th>Factor</th> <th>Remark</th> </tr> <tr> <th>MHz</th> <th>dBuV/m</th> <th>dBuV/m</th> <th>dB</th> <th>dB/m</th> <th>dB</th> <th>dB</th> <th>cm</th> <th>deg</th> </tr> <tr> <th></th> <th></th> <th></th> <th></th> <th></th> <th></th> <th></th> <th></th> <th></th> </tr> </thead> <tbody> <tr> <td>1</td> <td>2462.00</td> <td>92.86</td> <td>-----</td> <td>-----</td> <td>89.22</td> <td>32.39</td> <td>4.88</td> <td>33.63</td> <td>193</td> <td>166</td> <td>AVERAGE</td> </tr> </tbody> </table>	Limit	Margin	Read	Ant	Cable	Preamp	APos	TPos	Remark	Freq	Level	Line	(dB)	Level	Factor	Loss	Factor	Remark	MHz	dBuV/m	dBuV/m	dB	dB/m	dB	dB	cm	deg										1	2462.00	92.86	-----	-----	89.22	32.39	4.88	33.63	193	166	AVERAGE
	Limit	Read	Ant	Cable	Preamp	APos	TPos	Remark																																																																																						
Freq	Level	Line	Margin	Level	Factor	Loss	Factor																																																																																							
MHz	dBuV/m	dBuV/m	dB	dB/m	dB	dB	cm																																																																																							
							deg																																																																																							
1	2483.66	48.63	54.00	-5.37	44.86	32.46	4.92	33.61	193	166	AVERAGE																																																																																			
Limit	Margin	Read	Ant	Cable	Preamp	APos	TPos	Remark																																																																																						
Freq	Level	Line	(dB)	Level	Factor	Loss	Factor	Remark																																																																																						
MHz	dBuV/m	dBuV/m	dB	dB/m	dB	dB	cm	deg																																																																																						
1	2462.00	92.86	-----	-----	89.22	32.39	4.88	33.63	193	166	AVERAGE																																																																																			

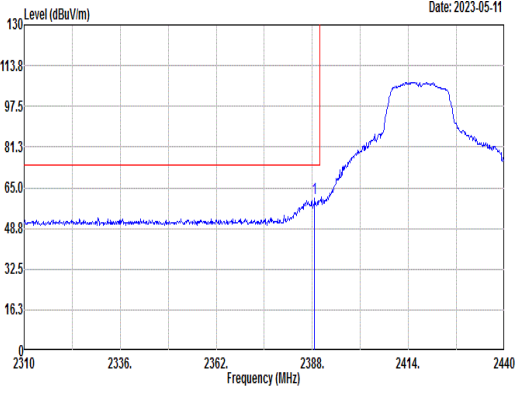
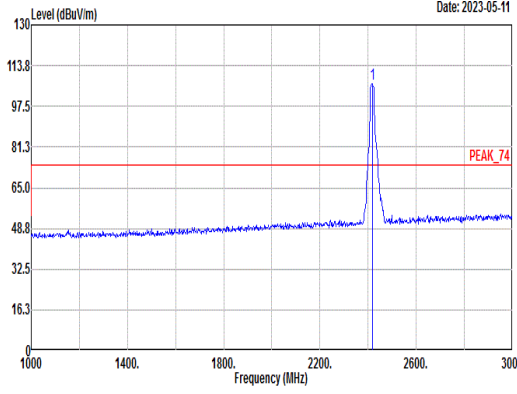
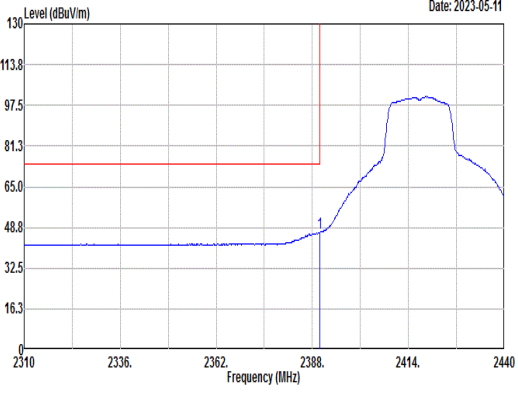
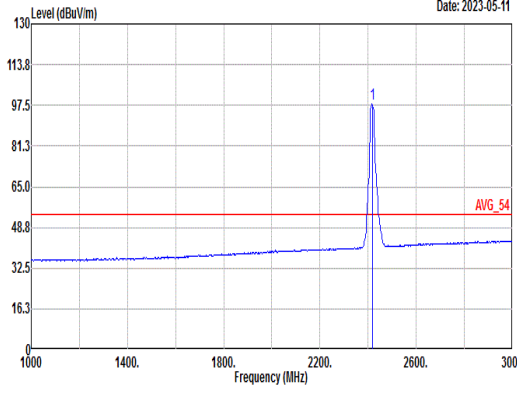


Mode	9																																																																																									
	Harmonic																																																																																									
	2400-2483.5_802.11n_HT20_CH11_2462MHz																																																																																									
ANT	1																																																																																									
Pol.	Horizontal	Vertical																																																																																								
Peak Avg	<p>Site : 03CH03-SZ Condition: PEAK_74 3m ANT3117_0057 HORIZONTAL Mode : 18 Setting : NCS0 Power setting 14 Plane : Y with accessories : 352000530016413/352000530016421</p> <table border="1"> <thead> <tr> <th>Freq</th> <th>Level</th> <th>Limit</th> <th>Line Margin</th> <th>Read Level</th> <th>Ant Factor</th> <th>Cable Loss</th> <th>Preamp Loss</th> <th>APos</th> <th>TPos</th> <th>Remark</th> </tr> <tr> <th>MHz</th> <th>dBuV/m</th> <th>dBuV/m</th> <th>dB</th> <th>dBuV</th> <th>dB/m</th> <th>dB</th> <th>dB</th> <th>cm</th> <th>deg</th> <th></th> </tr> </thead> <tbody> <tr> <td>1</td> <td>4924.00</td> <td>43.33</td> <td>74.00</td> <td>-30.67</td> <td>53.70</td> <td>34.63</td> <td>7.79</td> <td>52.79</td> <td>---</td> <td>Peak</td> </tr> <tr> <td>2</td> <td>7386.00</td> <td>44.70</td> <td>74.00</td> <td>-29.30</td> <td>53.11</td> <td>36.49</td> <td>9.17</td> <td>54.07</td> <td>---</td> <td>Peak</td> </tr> </tbody> </table>	Freq	Level	Limit	Line Margin	Read Level	Ant Factor	Cable Loss	Preamp Loss	APos	TPos	Remark	MHz	dBuV/m	dBuV/m	dB	dBuV	dB/m	dB	dB	cm	deg		1	4924.00	43.33	74.00	-30.67	53.70	34.63	7.79	52.79	---	Peak	2	7386.00	44.70	74.00	-29.30	53.11	36.49	9.17	54.07	---	Peak	<p>Site : 03CH03-SZ Condition: PEAK_74 3m ANT3117_0057 VERTICAL Mode : 18 Setting : NCS0 Power setting 14 Plane : Y with accessories : 352000530016413/352000530016421</p> <table border="1"> <thead> <tr> <th>Freq</th> <th>Level</th> <th>Limit</th> <th>Line Margin</th> <th>Read Level</th> <th>Ant Factor</th> <th>Cable Loss</th> <th>Preamp Loss</th> <th>APos</th> <th>TPos</th> <th>Remark</th> </tr> <tr> <th>MHz</th> <th>dBuV/m</th> <th>dBuV/m</th> <th>dB</th> <th>dBuV</th> <th>dB/m</th> <th>dB</th> <th>dB</th> <th>cm</th> <th>deg</th> <th></th> </tr> </thead> <tbody> <tr> <td>1</td> <td>4924.00</td> <td>43.73</td> <td>74.00</td> <td>-30.27</td> <td>54.10</td> <td>34.63</td> <td>7.79</td> <td>52.79</td> <td>---</td> <td>Peak</td> </tr> <tr> <td>2</td> <td>7386.00</td> <td>45.35</td> <td>74.00</td> <td>-28.65</td> <td>53.76</td> <td>36.49</td> <td>9.17</td> <td>54.07</td> <td>---</td> <td>Peak</td> </tr> </tbody> </table>	Freq	Level	Limit	Line Margin	Read Level	Ant Factor	Cable Loss	Preamp Loss	APos	TPos	Remark	MHz	dBuV/m	dBuV/m	dB	dBuV	dB/m	dB	dB	cm	deg		1	4924.00	43.73	74.00	-30.27	54.10	34.63	7.79	52.79	---	Peak	2	7386.00	45.35	74.00	-28.65	53.76	36.49	9.17	54.07	---	Peak
	Freq	Level	Limit	Line Margin	Read Level	Ant Factor	Cable Loss	Preamp Loss	APos	TPos	Remark																																																																															
MHz	dBuV/m	dBuV/m	dB	dBuV	dB/m	dB	dB	cm	deg																																																																																	
1	4924.00	43.33	74.00	-30.67	53.70	34.63	7.79	52.79	---	Peak																																																																																
2	7386.00	44.70	74.00	-29.30	53.11	36.49	9.17	54.07	---	Peak																																																																																
Freq	Level	Limit	Line Margin	Read Level	Ant Factor	Cable Loss	Preamp Loss	APos	TPos	Remark																																																																																
MHz	dBuV/m	dBuV/m	dB	dBuV	dB/m	dB	dB	cm	deg																																																																																	
1	4924.00	43.73	74.00	-30.27	54.10	34.63	7.79	52.79	---	Peak																																																																																
2	7386.00	45.35	74.00	-28.65	53.76	36.49	9.17	54.07	---	Peak																																																																																



		10																																																																														
Mode	Band Edge																																																																															
	2400-2483.5_802.11g_CH02_2417MHz																																																																															
ANT	1																																																																															
Pol.	Horizontal	Fundamental																																																																														
Peak	<p style="text-align: right;">Date: 2023-05-11</p> <p>Site : 03CH03-SZ Condition: PEAK_BE_74 3m ANT3117_0057 HORIZONTAL : RBW:1000.000kHz VBW:3000.000kHz Mode : 21 Setting : 6M Power setting 16 Plane : Y with accessories : 352000530016413/352000530016421</p> <table border="1"> <thead> <tr> <th>Limit</th> <th>Margin</th> <th>Read</th> <th>Ant</th> <th>Cable</th> <th>Preamp</th> <th>APos</th> <th>TPos</th> <th>Remark</th> </tr> <tr> <th>Freq</th> <th>Level</th> <th>Line</th> <th>(dB)</th> <th>Level</th> <th>Factor</th> <th>Loss</th> <th>Factor</th> <th></th> </tr> <tr> <th>MHz</th> <th>dBuV/m</th> <th>dBuV/m</th> <th>dB</th> <th>dB/m</th> <th>dB</th> <th>dB</th> <th>cm</th> <th>deg</th> </tr> </thead> <tbody> <tr> <td>1</td> <td>2387.74</td> <td>62.45</td> <td>74.00</td> <td>-11.55</td> <td>59.12</td> <td>32.21</td> <td>4.79</td> <td>33.67</td> <td>182</td> <td>159</td> <td>Peak</td> </tr> </tbody> </table>	Limit	Margin	Read	Ant	Cable	Preamp	APos	TPos	Remark	Freq	Level	Line	(dB)	Level	Factor	Loss	Factor		MHz	dBuV/m	dBuV/m	dB	dB/m	dB	dB	cm	deg	1	2387.74	62.45	74.00	-11.55	59.12	32.21	4.79	33.67	182	159	Peak	<p style="text-align: right;">Date: 2023-05-11</p> <p>Site : 03CH03-SZ Condition: PEAK_74 3m ANT3117_0057 HORIZONTAL : RBW:1000.000kHz VBW:3000.000kHz Mode : 21 Setting : 6M Power setting 16 Plane : Y with accessories : 352000530016413/352000530016421</p> <table border="1"> <thead> <tr> <th>Limit</th> <th>Margin</th> <th>Read</th> <th>Ant</th> <th>Cable</th> <th>Preamp</th> <th>APos</th> <th>TPos</th> <th>Remark</th> </tr> <tr> <th>Freq</th> <th>Level</th> <th>Line</th> <th>(dB)</th> <th>Level</th> <th>Factor</th> <th>Loss</th> <th>Factor</th> <th></th> </tr> <tr> <th>MHz</th> <th>dBuV/m</th> <th>dBuV/m</th> <th>dB</th> <th>dB/m</th> <th>dB</th> <th>dB</th> <th>cm</th> <th>deg</th> </tr> </thead> <tbody> <tr> <td>1</td> <td>2417.00</td> <td>107.28</td> <td>-----</td> <td>-----</td> <td>103.82</td> <td>32.28</td> <td>4.83</td> <td>33.65</td> <td>182</td> <td>159</td> <td>PEAK</td> </tr> </tbody> </table>	Limit	Margin	Read	Ant	Cable	Preamp	APos	TPos	Remark	Freq	Level	Line	(dB)	Level	Factor	Loss	Factor		MHz	dBuV/m	dBuV/m	dB	dB/m	dB	dB	cm	deg	1	2417.00	107.28	-----	-----	103.82	32.28	4.83	33.65	182	159	PEAK
	Limit	Margin	Read	Ant	Cable	Preamp	APos	TPos	Remark																																																																							
Freq	Level	Line	(dB)	Level	Factor	Loss	Factor																																																																									
MHz	dBuV/m	dBuV/m	dB	dB/m	dB	dB	cm	deg																																																																								
1	2387.74	62.45	74.00	-11.55	59.12	32.21	4.79	33.67	182	159	Peak																																																																					
Limit	Margin	Read	Ant	Cable	Preamp	APos	TPos	Remark																																																																								
Freq	Level	Line	(dB)	Level	Factor	Loss	Factor																																																																									
MHz	dBuV/m	dBuV/m	dB	dB/m	dB	dB	cm	deg																																																																								
1	2417.00	107.28	-----	-----	103.82	32.28	4.83	33.65	182	159	PEAK																																																																					
Avg	<p style="text-align: right;">Date: 2023-05-11</p> <p>Site : 03CH03-SZ Condition: AVG_BE_54 3m ANT3117_0057 HORIZONTAL : RBW:1000.000kHz VBW:1.000kHz Mode : 21 Setting : 6M Power setting 16 Plane : Y with accessories : 352000530016413/352000530016421</p> <table border="1"> <thead> <tr> <th>Limit</th> <th>Margin</th> <th>Read</th> <th>Ant</th> <th>Cable</th> <th>Preamp</th> <th>APos</th> <th>TPos</th> <th>Remark</th> </tr> <tr> <th>Freq</th> <th>Level</th> <th>Line</th> <th>(dB)</th> <th>Level</th> <th>Factor</th> <th>Loss</th> <th>Factor</th> <th></th> </tr> <tr> <th>MHz</th> <th>dBuV/m</th> <th>dBuV/m</th> <th>dB</th> <th>dB/m</th> <th>dB</th> <th>dB</th> <th>cm</th> <th>deg</th> </tr> </thead> <tbody> <tr> <td>1</td> <td>2388.91</td> <td>46.35</td> <td>54.00</td> <td>-7.65</td> <td>43.02</td> <td>32.21</td> <td>4.79</td> <td>33.67</td> <td>182</td> <td>159</td> <td>AVERAGE</td> </tr> </tbody> </table>	Limit	Margin	Read	Ant	Cable	Preamp	APos	TPos	Remark	Freq	Level	Line	(dB)	Level	Factor	Loss	Factor		MHz	dBuV/m	dBuV/m	dB	dB/m	dB	dB	cm	deg	1	2388.91	46.35	54.00	-7.65	43.02	32.21	4.79	33.67	182	159	AVERAGE	<p style="text-align: right;">Date: 2023-05-11</p> <p>Site : 03CH03-SZ Condition: AVG_54 3m ANT3117_0057 HORIZONTAL : RBW:1000.000kHz VBW:1.000kHz Mode : 21 Setting : 6M Power setting 16 Plane : Y with accessories : 352000530016413/352000530016421</p> <table border="1"> <thead> <tr> <th>Limit</th> <th>Margin</th> <th>Read</th> <th>Ant</th> <th>Cable</th> <th>Preamp</th> <th>APos</th> <th>TPos</th> <th>Remark</th> </tr> <tr> <th>Freq</th> <th>Level</th> <th>Line</th> <th>(dB)</th> <th>Level</th> <th>Factor</th> <th>Loss</th> <th>Factor</th> <th></th> </tr> <tr> <th>MHz</th> <th>dBuV/m</th> <th>dBuV/m</th> <th>dB</th> <th>dB/m</th> <th>dB</th> <th>dB</th> <th>cm</th> <th>deg</th> </tr> </thead> <tbody> <tr> <td>1</td> <td>2417.00</td> <td>98.20</td> <td>-----</td> <td>-----</td> <td>94.73</td> <td>32.29</td> <td>4.83</td> <td>33.65</td> <td>182</td> <td>159</td> <td>AVERAGE</td> </tr> </tbody> </table>	Limit	Margin	Read	Ant	Cable	Preamp	APos	TPos	Remark	Freq	Level	Line	(dB)	Level	Factor	Loss	Factor		MHz	dBuV/m	dBuV/m	dB	dB/m	dB	dB	cm	deg	1	2417.00	98.20	-----	-----	94.73	32.29	4.83	33.65	182	159	AVERAGE
Limit	Margin	Read	Ant	Cable	Preamp	APos	TPos	Remark																																																																								
Freq	Level	Line	(dB)	Level	Factor	Loss	Factor																																																																									
MHz	dBuV/m	dBuV/m	dB	dB/m	dB	dB	cm	deg																																																																								
1	2388.91	46.35	54.00	-7.65	43.02	32.21	4.79	33.67	182	159	AVERAGE																																																																					
Limit	Margin	Read	Ant	Cable	Preamp	APos	TPos	Remark																																																																								
Freq	Level	Line	(dB)	Level	Factor	Loss	Factor																																																																									
MHz	dBuV/m	dBuV/m	dB	dB/m	dB	dB	cm	deg																																																																								
1	2417.00	98.20	-----	-----	94.73	32.29	4.83	33.65	182	159	AVERAGE																																																																					

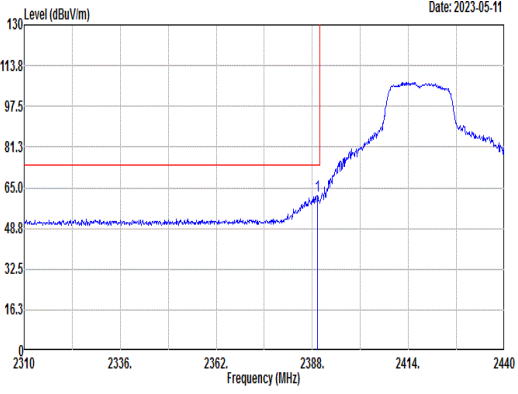
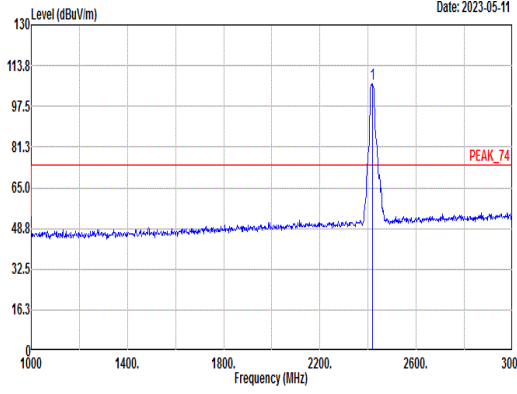
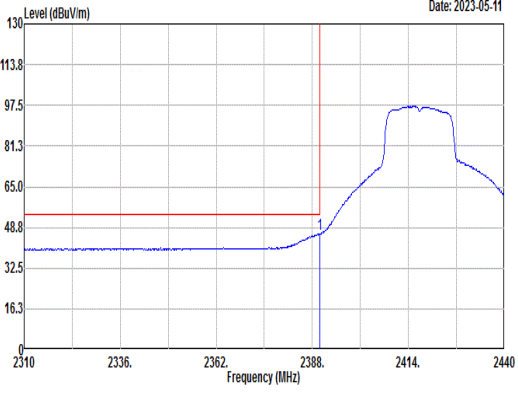
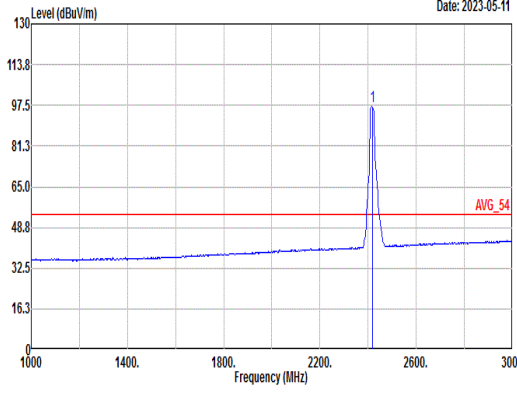


		10																																																																														
Mode	Band Edge																																																																															
	2400-2483.5_802.11g_CH02_2417MHz																																																																															
ANT	1																																																																															
Pol.	Vertical	Fundamental																																																																														
Peak	 <p>Level (dBuV/m) vs Frequency (MHz) plot for Vertical polarization. Peak at 2388.65 MHz.</p> <p>Site : 03CH03-SZ Condition: PEAK_BE_74 3m ANT3117_0057 VERTICAL : RBW:1000.000kHz VBW:3000.000kHz Mode : 21 Setting : 6M Power setting 16 Plane : Y with accessories : 352000530016413/352000530016421</p> <table border="1"> <thead> <tr> <th>Limit</th> <th>Margin</th> <th>Read</th> <th>Ant</th> <th>Cable</th> <th>Preamp</th> <th>APos</th> <th>TPos</th> <th>Remark</th> </tr> <tr> <th>Freq</th> <th>Level</th> <th>Line</th> <th>(dB)</th> <th>Level</th> <th>Factor</th> <th>Loss</th> <th>Factor</th> <th></th> </tr> <tr> <th>MHz</th> <th>dBuV/m</th> <th>dBuV/m</th> <th>dB</th> <th>dB/m</th> <th>dB</th> <th>dB</th> <th>cm</th> <th>deg</th> </tr> </thead> <tbody> <tr> <td>1</td> <td>2388.65</td> <td>60.74</td> <td>74.00</td> <td>-13.26</td> <td>57.41</td> <td>32.21</td> <td>4.79</td> <td>33.67</td> <td>236</td> <td>109</td> <td>PEAK</td> </tr> </tbody> </table>	Limit	Margin	Read	Ant	Cable	Preamp	APos	TPos	Remark	Freq	Level	Line	(dB)	Level	Factor	Loss	Factor		MHz	dBuV/m	dBuV/m	dB	dB/m	dB	dB	cm	deg	1	2388.65	60.74	74.00	-13.26	57.41	32.21	4.79	33.67	236	109	PEAK	 <p>Level (dBuV/m) vs Frequency (MHz) plot for Fundamental polarization. Peak at 2417.00 MHz.</p> <p>Site : 03CH03-SZ Condition: PEAK_74 3m ANT3117_0057 VERTICAL : RBW:1000.000kHz VBW:3000.000kHz Mode : 21 Setting : 6M Power setting 16 Plane : Y with accessories : 352000530016413/352000530016421</p> <table border="1"> <thead> <tr> <th>Limit</th> <th>Margin</th> <th>Read</th> <th>Ant</th> <th>Cable</th> <th>Preamp</th> <th>APos</th> <th>TPos</th> <th>Remark</th> </tr> <tr> <th>Freq</th> <th>Level</th> <th>Line</th> <th>(dB)</th> <th>Level</th> <th>Factor</th> <th>Loss</th> <th>Factor</th> <th></th> </tr> <tr> <th>MHz</th> <th>dBuV/m</th> <th>dBuV/m</th> <th>dB</th> <th>dB/m</th> <th>dB</th> <th>dB</th> <th>cm</th> <th>deg</th> </tr> </thead> <tbody> <tr> <td>1</td> <td>2417.00</td> <td>106.67</td> <td>-----</td> <td>-----</td> <td>103.20</td> <td>32.29</td> <td>4.83</td> <td>33.65</td> <td>236</td> <td>109</td> <td>PEAK</td> </tr> </tbody> </table>	Limit	Margin	Read	Ant	Cable	Preamp	APos	TPos	Remark	Freq	Level	Line	(dB)	Level	Factor	Loss	Factor		MHz	dBuV/m	dBuV/m	dB	dB/m	dB	dB	cm	deg	1	2417.00	106.67	-----	-----	103.20	32.29	4.83	33.65	236	109	PEAK
	Limit	Margin	Read	Ant	Cable	Preamp	APos	TPos	Remark																																																																							
Freq	Level	Line	(dB)	Level	Factor	Loss	Factor																																																																									
MHz	dBuV/m	dBuV/m	dB	dB/m	dB	dB	cm	deg																																																																								
1	2388.65	60.74	74.00	-13.26	57.41	32.21	4.79	33.67	236	109	PEAK																																																																					
Limit	Margin	Read	Ant	Cable	Preamp	APos	TPos	Remark																																																																								
Freq	Level	Line	(dB)	Level	Factor	Loss	Factor																																																																									
MHz	dBuV/m	dBuV/m	dB	dB/m	dB	dB	cm	deg																																																																								
1	2417.00	106.67	-----	-----	103.20	32.29	4.83	33.65	236	109	PEAK																																																																					
Avg	 <p>Level (dBuV/m) vs Frequency (MHz) plot for Vertical polarization. Average at 2389.95 MHz.</p> <p>Site : 03CH03-SZ Condition: PEAK_BE_74 3m ANT3117_0057 VERTICAL : RBW:1000.000kHz VBW:1.000kHz Mode : 21 Setting : 6M Power setting 16 Plane : Y with accessories : 352000530016413/352000530016421</p> <table border="1"> <thead> <tr> <th>Limit</th> <th>Margin</th> <th>Read</th> <th>Ant</th> <th>Cable</th> <th>Preamp</th> <th>APos</th> <th>TPos</th> <th>Remark</th> </tr> <tr> <th>Freq</th> <th>Level</th> <th>Line</th> <th>(dB)</th> <th>Level</th> <th>Factor</th> <th>Loss</th> <th>Factor</th> <th></th> </tr> <tr> <th>MHz</th> <th>dBuV/m</th> <th>dBuV/m</th> <th>dB</th> <th>dB/m</th> <th>dB</th> <th>dB</th> <th>cm</th> <th>deg</th> </tr> </thead> <tbody> <tr> <td>1</td> <td>2389.95</td> <td>46.64</td> <td>74.00</td> <td>-27.36</td> <td>43.30</td> <td>32.21</td> <td>4.80</td> <td>33.67</td> <td>236</td> <td>109</td> <td>AVERAGE</td> </tr> </tbody> </table>	Limit	Margin	Read	Ant	Cable	Preamp	APos	TPos	Remark	Freq	Level	Line	(dB)	Level	Factor	Loss	Factor		MHz	dBuV/m	dBuV/m	dB	dB/m	dB	dB	cm	deg	1	2389.95	46.64	74.00	-27.36	43.30	32.21	4.80	33.67	236	109	AVERAGE	 <p>Level (dBuV/m) vs Frequency (MHz) plot for Fundamental polarization. Average at 2417.00 MHz.</p> <p>Site : 03CH03-SZ Condition: AVG_54 3m ANT3117_0057 VERTICAL : RBW:1000.000kHz VBW:1.000kHz Mode : 21 Setting : 6M Power setting 16 Plane : Y with accessories : 352000530016413/352000530016421</p> <table border="1"> <thead> <tr> <th>Limit</th> <th>Margin</th> <th>Read</th> <th>Ant</th> <th>Cable</th> <th>Preamp</th> <th>APos</th> <th>TPos</th> <th>Remark</th> </tr> <tr> <th>Freq</th> <th>Level</th> <th>Line</th> <th>(dB)</th> <th>Level</th> <th>Factor</th> <th>Loss</th> <th>Factor</th> <th></th> </tr> <tr> <th>MHz</th> <th>dBuV/m</th> <th>dBuV/m</th> <th>dB</th> <th>dB/m</th> <th>dB</th> <th>dB</th> <th>cm</th> <th>deg</th> </tr> </thead> <tbody> <tr> <td>1</td> <td>2417.00</td> <td>97.87</td> <td>-----</td> <td>-----</td> <td>94.41</td> <td>32.28</td> <td>4.83</td> <td>33.65</td> <td>236</td> <td>109</td> <td>AVERAGE</td> </tr> </tbody> </table>	Limit	Margin	Read	Ant	Cable	Preamp	APos	TPos	Remark	Freq	Level	Line	(dB)	Level	Factor	Loss	Factor		MHz	dBuV/m	dBuV/m	dB	dB/m	dB	dB	cm	deg	1	2417.00	97.87	-----	-----	94.41	32.28	4.83	33.65	236	109	AVERAGE
Limit	Margin	Read	Ant	Cable	Preamp	APos	TPos	Remark																																																																								
Freq	Level	Line	(dB)	Level	Factor	Loss	Factor																																																																									
MHz	dBuV/m	dBuV/m	dB	dB/m	dB	dB	cm	deg																																																																								
1	2389.95	46.64	74.00	-27.36	43.30	32.21	4.80	33.67	236	109	AVERAGE																																																																					
Limit	Margin	Read	Ant	Cable	Preamp	APos	TPos	Remark																																																																								
Freq	Level	Line	(dB)	Level	Factor	Loss	Factor																																																																									
MHz	dBuV/m	dBuV/m	dB	dB/m	dB	dB	cm	deg																																																																								
1	2417.00	97.87	-----	-----	94.41	32.28	4.83	33.65	236	109	AVERAGE																																																																					

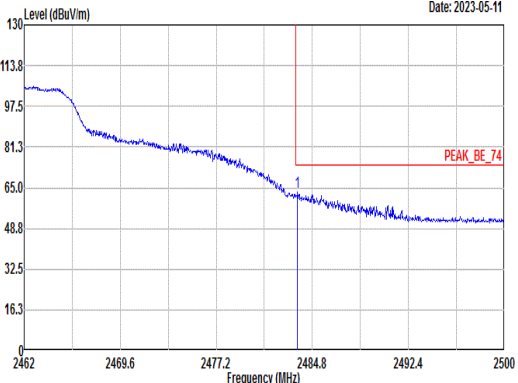
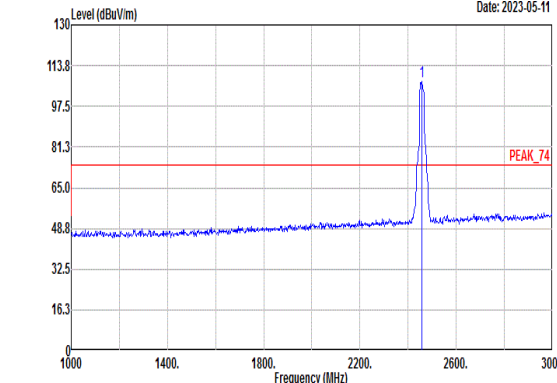
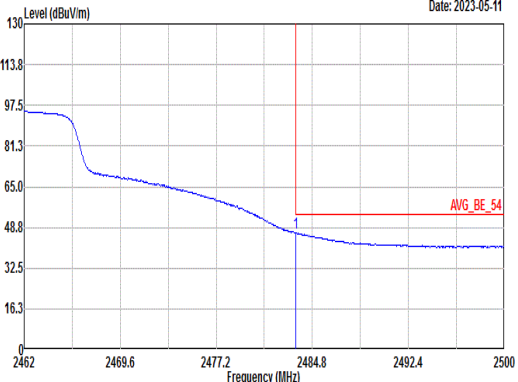
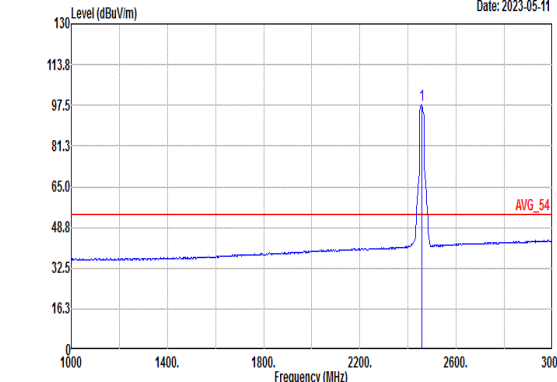


12																																																																															
Mode	Band Edge																																																																														
2400-2483.5_802.11n_HT20_CH02_2417MHz																																																																															
ANT	1																																																																														
Pol.	Horizontal																																																																														
Peak	<div style="display: flex; justify-content: space-between;"> <div style="width: 48%;"> <p>Site : 03CH03-SZ Condition: PEAK_BE_74_3m ANT3117_0057 HORIZONTAL : RBW:1000.000kHz VBW:3000.000kHz Mode : 22 Setting : MCS0 Power setting 16 Plane : Y with accessories : 352000530016413/352000530016421</p> <table border="1"> <thead> <tr> <th>Limit</th> <th>Margin</th> <th>Read</th> <th>Ant</th> <th>Cable</th> <th>Preamp</th> <th>APos</th> <th>TPos</th> <th>Remark</th> </tr> <tr> <th>Freq</th> <th>Level</th> <th>Line</th> <th>(dB)</th> <th>Level</th> <th>Factor</th> <th>Loss</th> <th>Factor</th> <th></th> </tr> <tr> <th>MHz</th> <th>dBuV/m</th> <th>dBuV/m</th> <th>dB</th> <th>dB/m</th> <th>dB</th> <th>dB</th> <th>cm</th> <th>deg</th> </tr> </thead> <tbody> <tr> <td>1</td> <td>2388.65</td> <td>62.99</td> <td>74.00</td> <td>-11.01</td> <td>59.66</td> <td>32.21</td> <td>4.79</td> <td>33.67</td> <td>400</td> <td>145</td> <td>PEAK</td> </tr> </tbody> </table> </div> <div style="width: 48%;"> <p>Site : 03CH03-SZ Condition: PEAK_74_3m ANT3117_0057 HORIZONTAL : RBW:1000.000kHz VBW:3000.000kHz Mode : 22 Setting : MCS0 Power setting 16 Plane : Y with accessories : 352000530016413/352000530016421</p> <table border="1"> <thead> <tr> <th>Limit</th> <th>Margin</th> <th>Read</th> <th>Ant</th> <th>Cable</th> <th>Preamp</th> <th>APos</th> <th>TPos</th> <th>Remark</th> </tr> <tr> <th>Freq</th> <th>Level</th> <th>Line</th> <th>(dB)</th> <th>Level</th> <th>Factor</th> <th>Loss</th> <th>Factor</th> <th></th> </tr> <tr> <th>MHz</th> <th>dBuV/m</th> <th>dBuV/m</th> <th>dB</th> <th>dB/m</th> <th>dB</th> <th>dB</th> <th>cm</th> <th>deg</th> </tr> </thead> <tbody> <tr> <td>1</td> <td>2417.00</td> <td>108.34</td> <td>-----</td> <td>-----</td> <td>104.88</td> <td>32.28</td> <td>4.83</td> <td>33.65</td> <td>400</td> <td>145</td> <td>PEAK</td> </tr> </tbody> </table> </div> </div>	Limit	Margin	Read	Ant	Cable	Preamp	APos	TPos	Remark	Freq	Level	Line	(dB)	Level	Factor	Loss	Factor		MHz	dBuV/m	dBuV/m	dB	dB/m	dB	dB	cm	deg	1	2388.65	62.99	74.00	-11.01	59.66	32.21	4.79	33.67	400	145	PEAK	Limit	Margin	Read	Ant	Cable	Preamp	APos	TPos	Remark	Freq	Level	Line	(dB)	Level	Factor	Loss	Factor		MHz	dBuV/m	dBuV/m	dB	dB/m	dB	dB	cm	deg	1	2417.00	108.34	-----	-----	104.88	32.28	4.83	33.65	400	145	PEAK
	Limit	Margin	Read	Ant	Cable	Preamp	APos	TPos	Remark																																																																						
Freq	Level	Line	(dB)	Level	Factor	Loss	Factor																																																																								
MHz	dBuV/m	dBuV/m	dB	dB/m	dB	dB	cm	deg																																																																							
1	2388.65	62.99	74.00	-11.01	59.66	32.21	4.79	33.67	400	145	PEAK																																																																				
Limit	Margin	Read	Ant	Cable	Preamp	APos	TPos	Remark																																																																							
Freq	Level	Line	(dB)	Level	Factor	Loss	Factor																																																																								
MHz	dBuV/m	dBuV/m	dB	dB/m	dB	dB	cm	deg																																																																							
1	2417.00	108.34	-----	-----	104.88	32.28	4.83	33.65	400	145	PEAK																																																																				
Avg	<div style="display: flex; justify-content: space-between;"> <div style="width: 48%;"> <p>Site : 03CH03-SZ Condition: AVG_BE_54_3m ANT3117_0057 HORIZONTAL : RBW:1000.000kHz VBW:1.000kHz Mode : 22 Setting : MCS0 Power setting 16 Plane : Y with accessories : 352000530016413/352000530016421</p> <table border="1"> <thead> <tr> <th>Limit</th> <th>Margin</th> <th>Read</th> <th>Ant</th> <th>Cable</th> <th>Preamp</th> <th>APos</th> <th>TPos</th> <th>Remark</th> </tr> <tr> <th>Freq</th> <th>Level</th> <th>Line</th> <th>(dB)</th> <th>Level</th> <th>Factor</th> <th>Loss</th> <th>Factor</th> <th></th> </tr> <tr> <th>MHz</th> <th>dBuV/m</th> <th>dBuV/m</th> <th>dB</th> <th>dB/m</th> <th>dB</th> <th>dB</th> <th>cm</th> <th>deg</th> </tr> </thead> <tbody> <tr> <td>1</td> <td>2389.56</td> <td>46.75</td> <td>54.00</td> <td>-7.25</td> <td>43.41</td> <td>32.21</td> <td>4.80</td> <td>33.67</td> <td>400</td> <td>145</td> <td>AVERAGE</td> </tr> </tbody> </table> </div> <div style="width: 48%;"> <p>Site : 03CH03-SZ Condition: AVG_54_3m ANT3117_0057 HORIZONTAL : RBW:1000.000kHz VBW:1.000kHz Mode : 22 Setting : MCS0 Power setting 16 Plane : Y with accessories : 352000530016413/352000530016421</p> <table border="1"> <thead> <tr> <th>Limit</th> <th>Margin</th> <th>Read</th> <th>Ant</th> <th>Cable</th> <th>Preamp</th> <th>APos</th> <th>TPos</th> <th>Remark</th> </tr> <tr> <th>Freq</th> <th>Level</th> <th>Line</th> <th>(dB)</th> <th>Level</th> <th>Factor</th> <th>Loss</th> <th>Factor</th> <th></th> </tr> <tr> <th>MHz</th> <th>dBuV/m</th> <th>dBuV/m</th> <th>dB</th> <th>dB/m</th> <th>dB</th> <th>dB</th> <th>cm</th> <th>deg</th> </tr> </thead> <tbody> <tr> <td>1</td> <td>2417.00</td> <td>98.95</td> <td>-----</td> <td>-----</td> <td>95.49</td> <td>32.28</td> <td>4.83</td> <td>33.65</td> <td>400</td> <td>145</td> <td>AVERAGE</td> </tr> </tbody> </table> </div> </div>	Limit	Margin	Read	Ant	Cable	Preamp	APos	TPos	Remark	Freq	Level	Line	(dB)	Level	Factor	Loss	Factor		MHz	dBuV/m	dBuV/m	dB	dB/m	dB	dB	cm	deg	1	2389.56	46.75	54.00	-7.25	43.41	32.21	4.80	33.67	400	145	AVERAGE	Limit	Margin	Read	Ant	Cable	Preamp	APos	TPos	Remark	Freq	Level	Line	(dB)	Level	Factor	Loss	Factor		MHz	dBuV/m	dBuV/m	dB	dB/m	dB	dB	cm	deg	1	2417.00	98.95	-----	-----	95.49	32.28	4.83	33.65	400	145	AVERAGE
Limit	Margin	Read	Ant	Cable	Preamp	APos	TPos	Remark																																																																							
Freq	Level	Line	(dB)	Level	Factor	Loss	Factor																																																																								
MHz	dBuV/m	dBuV/m	dB	dB/m	dB	dB	cm	deg																																																																							
1	2389.56	46.75	54.00	-7.25	43.41	32.21	4.80	33.67	400	145	AVERAGE																																																																				
Limit	Margin	Read	Ant	Cable	Preamp	APos	TPos	Remark																																																																							
Freq	Level	Line	(dB)	Level	Factor	Loss	Factor																																																																								
MHz	dBuV/m	dBuV/m	dB	dB/m	dB	dB	cm	deg																																																																							
1	2417.00	98.95	-----	-----	95.49	32.28	4.83	33.65	400	145	AVERAGE																																																																				



Mode	12																																																																															
	Band Edge																																																																															
	2400-2483.5_802.11n_HT20_CH02_2417MHz																																																																															
ANT	1																																																																															
Pol.	Vertical	Fundamental																																																																														
Peak	 <p>Level (dBuV/m) vs Frequency (MHz) plot showing a peak at 2388 MHz. The y-axis ranges from 0 to 130 dBuV/m, and the x-axis ranges from 2310 to 2440 MHz. A red horizontal line is drawn at approximately 74 dBuV/m.</p> <p>Site : 03CH03-SZ Condition: PEAK_BE_74_3m ANT3117_0057 VERTICAL : RBW:1000.000kHz VBW:3000.000kHz Mode : 22 Setting : MCS0 Power setting 16 Plane : Y with accessories : 352000530016413/352000530016421</p> <table border="1"> <thead> <tr> <th>Limit</th> <th>Margin</th> <th>Read</th> <th>Ant</th> <th>Cable</th> <th>Preamp</th> <th>APos</th> <th>TPos</th> <th>Remark</th> </tr> <tr> <th>Freq</th> <th>Level</th> <th>Line</th> <th>(dB)</th> <th>Level</th> <th>Factor</th> <th>Loss</th> <th>Factor</th> <th></th> </tr> <tr> <th>MHz</th> <th>dBuV/m</th> <th>dBuV/m</th> <th>dB</th> <th>dB/m</th> <th>dB</th> <th>dB</th> <th>cm</th> <th>deg</th> </tr> </thead> <tbody> <tr> <td>1</td> <td>2389.30</td> <td>61.90</td> <td>74.00</td> <td>-12.10</td> <td>58.57</td> <td>32.21</td> <td>4.79</td> <td>33.67</td> <td>247</td> <td>35</td> <td>PEAK</td> </tr> </tbody> </table>	Limit	Margin	Read	Ant	Cable	Preamp	APos	TPos	Remark	Freq	Level	Line	(dB)	Level	Factor	Loss	Factor		MHz	dBuV/m	dBuV/m	dB	dB/m	dB	dB	cm	deg	1	2389.30	61.90	74.00	-12.10	58.57	32.21	4.79	33.67	247	35	PEAK	 <p>Level (dBuV/m) vs Frequency (MHz) plot showing a peak at 2417 MHz. The y-axis ranges from 0 to 130 dBuV/m, and the x-axis ranges from 1000 to 3000 MHz. A red horizontal line is drawn at approximately 74 dBuV/m.</p> <p>Site : 03CH03-SZ Condition: PEAK_74_3m ANT3117_0057 VERTICAL : RBW:1000.000kHz VBW:3000.000kHz Mode : 22 Setting : MCS0 Power setting 16 Plane : Y with accessories : 352000530016413/352000530016421</p> <table border="1"> <thead> <tr> <th>Limit</th> <th>Margin</th> <th>Read</th> <th>Ant</th> <th>Cable</th> <th>Preamp</th> <th>APos</th> <th>TPos</th> <th>Remark</th> </tr> <tr> <th>Freq</th> <th>Level</th> <th>Line</th> <th>(dB)</th> <th>Level</th> <th>Factor</th> <th>Loss</th> <th>Factor</th> <th></th> </tr> <tr> <th>MHz</th> <th>dBuV/m</th> <th>dBuV/m</th> <th>dB</th> <th>dB/m</th> <th>dB</th> <th>dB</th> <th>cm</th> <th>deg</th> </tr> </thead> <tbody> <tr> <td>1</td> <td>2417.00</td> <td>106.39</td> <td>-----</td> <td>-----</td> <td>102.94</td> <td>32.28</td> <td>4.82</td> <td>33.65</td> <td>247</td> <td>35</td> <td>PEAK</td> </tr> </tbody> </table>	Limit	Margin	Read	Ant	Cable	Preamp	APos	TPos	Remark	Freq	Level	Line	(dB)	Level	Factor	Loss	Factor		MHz	dBuV/m	dBuV/m	dB	dB/m	dB	dB	cm	deg	1	2417.00	106.39	-----	-----	102.94	32.28	4.82	33.65	247	35	PEAK
	Limit	Margin	Read	Ant	Cable	Preamp	APos	TPos	Remark																																																																							
Freq	Level	Line	(dB)	Level	Factor	Loss	Factor																																																																									
MHz	dBuV/m	dBuV/m	dB	dB/m	dB	dB	cm	deg																																																																								
1	2389.30	61.90	74.00	-12.10	58.57	32.21	4.79	33.67	247	35	PEAK																																																																					
Limit	Margin	Read	Ant	Cable	Preamp	APos	TPos	Remark																																																																								
Freq	Level	Line	(dB)	Level	Factor	Loss	Factor																																																																									
MHz	dBuV/m	dBuV/m	dB	dB/m	dB	dB	cm	deg																																																																								
1	2417.00	106.39	-----	-----	102.94	32.28	4.82	33.65	247	35	PEAK																																																																					
Avg	 <p>Level (dBuV/m) vs Frequency (MHz) plot showing an average peak at 2389 MHz. The y-axis ranges from 0 to 130 dBuV/m, and the x-axis ranges from 2310 to 2440 MHz. A red horizontal line is drawn at approximately 54 dBuV/m.</p> <p>Site : 03CH03-SZ Condition: AVG_BE_54_3m ANT3117_0057 VERTICAL : RBW:1000.000kHz VBW:1.000kHz Mode : 22 Setting : MCS0 Power setting 16 Plane : Y with accessories : 352000530016413/352000530016421</p> <table border="1"> <thead> <tr> <th>Limit</th> <th>Margin</th> <th>Read</th> <th>Ant</th> <th>Cable</th> <th>Preamp</th> <th>APos</th> <th>TPos</th> <th>Remark</th> </tr> <tr> <th>Freq</th> <th>Level</th> <th>Line</th> <th>(dB)</th> <th>Level</th> <th>Factor</th> <th>Loss</th> <th>Factor</th> <th></th> </tr> <tr> <th>MHz</th> <th>dBuV/m</th> <th>dBuV/m</th> <th>dB</th> <th>dB/m</th> <th>dB</th> <th>dB</th> <th>cm</th> <th>deg</th> </tr> </thead> <tbody> <tr> <td>1</td> <td>2389.95</td> <td>46.31</td> <td>54.00</td> <td>-7.69</td> <td>42.97</td> <td>32.21</td> <td>4.80</td> <td>33.67</td> <td>247</td> <td>35</td> <td>AVERAGE</td> </tr> </tbody> </table>	Limit	Margin	Read	Ant	Cable	Preamp	APos	TPos	Remark	Freq	Level	Line	(dB)	Level	Factor	Loss	Factor		MHz	dBuV/m	dBuV/m	dB	dB/m	dB	dB	cm	deg	1	2389.95	46.31	54.00	-7.69	42.97	32.21	4.80	33.67	247	35	AVERAGE	 <p>Level (dBuV/m) vs Frequency (MHz) plot showing an average peak at 2417 MHz. The y-axis ranges from 0 to 130 dBuV/m, and the x-axis ranges from 1000 to 3000 MHz. A red horizontal line is drawn at approximately 54 dBuV/m.</p> <p>Site : 03CH03-SZ Condition: AVG_54_3m ANT3117_0057 VERTICAL : RBW:1000.000kHz VBW:1.000kHz Mode : 22 Setting : MCS0 Power setting 16 Plane : Y with accessories : 352000530016413/352000530016421</p> <table border="1"> <thead> <tr> <th>Limit</th> <th>Margin</th> <th>Read</th> <th>Ant</th> <th>Cable</th> <th>Preamp</th> <th>APos</th> <th>TPos</th> <th>Remark</th> </tr> <tr> <th>Freq</th> <th>Level</th> <th>Line</th> <th>(dB)</th> <th>Level</th> <th>Factor</th> <th>Loss</th> <th>Factor</th> <th></th> </tr> <tr> <th>MHz</th> <th>dBuV/m</th> <th>dBuV/m</th> <th>dB</th> <th>dB/m</th> <th>dB</th> <th>dB</th> <th>cm</th> <th>deg</th> </tr> </thead> <tbody> <tr> <td>1</td> <td>2417.00</td> <td>96.97</td> <td>-----</td> <td>-----</td> <td>93.51</td> <td>32.28</td> <td>4.83</td> <td>33.65</td> <td>247</td> <td>35</td> <td>AVERAGE</td> </tr> </tbody> </table>	Limit	Margin	Read	Ant	Cable	Preamp	APos	TPos	Remark	Freq	Level	Line	(dB)	Level	Factor	Loss	Factor		MHz	dBuV/m	dBuV/m	dB	dB/m	dB	dB	cm	deg	1	2417.00	96.97	-----	-----	93.51	32.28	4.83	33.65	247	35	AVERAGE
Limit	Margin	Read	Ant	Cable	Preamp	APos	TPos	Remark																																																																								
Freq	Level	Line	(dB)	Level	Factor	Loss	Factor																																																																									
MHz	dBuV/m	dBuV/m	dB	dB/m	dB	dB	cm	deg																																																																								
1	2389.95	46.31	54.00	-7.69	42.97	32.21	4.80	33.67	247	35	AVERAGE																																																																					
Limit	Margin	Read	Ant	Cable	Preamp	APos	TPos	Remark																																																																								
Freq	Level	Line	(dB)	Level	Factor	Loss	Factor																																																																									
MHz	dBuV/m	dBuV/m	dB	dB/m	dB	dB	cm	deg																																																																								
1	2417.00	96.97	-----	-----	93.51	32.28	4.83	33.65	247	35	AVERAGE																																																																					



13																																					
Mode	Band Edge																																				
2400-2483.5_802.11n_HT20_CH10_2457MHz																																					
ANT	1																																				
Pol.	Horizontal																																				
Peak	 <p>Level (dBuV/m) vs Frequency (MHz) plot showing a peak at 2483.62 MHz. The y-axis ranges from 0 to 130 dBuV/m, and the x-axis ranges from 2462 to 2500 MHz. A red horizontal line indicates the limit at 74.00 dBuV/m. The peak is labeled 'PEAK_BE_74'.</p> <p>Site : 03CH03-SZ Condition: PEAK_BE_74 3m ANT3117_0057 HORIZONTAL : RBW:1000.000kHz VBW:3000.000kHz Mode : 23 Setting : MCS0 Power setting 16 Plane : Y with accessories : 352000530016413/352000530016421</p> <table border="1"> <thead> <tr> <th>Limit</th> <th>Read</th> <th>Ant</th> <th>Cable Preamp</th> <th>APos</th> <th>TPos</th> <th>Remark</th> </tr> <tr> <th>Freq</th> <th>Level</th> <th>Line</th> <th>Margin</th> <th>Level</th> <th>Factor</th> <th>Loss Factor</th> </tr> <tr> <th>MHz</th> <th>dBuV/m</th> <th>dBuV/m</th> <th>dB</th> <th>dB/m</th> <th>dB</th> <th>dB</th> <th>cm</th> <th>deg</th> <th>PEAK</th> </tr> </thead> <tbody> <tr> <td>1</td> <td>2483.62</td> <td>63.38</td> <td>74.00</td> <td>-10.62</td> <td>59.61</td> <td>32.46</td> <td>4.92</td> <td>33.61</td> <td>120</td> <td>29</td> <td>PEAK</td> </tr> </tbody> </table>	Limit	Read	Ant	Cable Preamp	APos	TPos	Remark	Freq	Level	Line	Margin	Level	Factor	Loss Factor	MHz	dBuV/m	dBuV/m	dB	dB/m	dB	dB	cm	deg	PEAK	1	2483.62	63.38	74.00	-10.62	59.61	32.46	4.92	33.61	120	29	PEAK
	Limit	Read	Ant	Cable Preamp	APos	TPos	Remark																														
Freq	Level	Line	Margin	Level	Factor	Loss Factor																															
MHz	dBuV/m	dBuV/m	dB	dB/m	dB	dB	cm	deg	PEAK																												
1	2483.62	63.38	74.00	-10.62	59.61	32.46	4.92	33.61	120	29	PEAK																										
 <p>Level (dBuV/m) vs Frequency (MHz) plot showing a peak at 2457.00 MHz. The y-axis ranges from 0 to 130 dBuV/m, and the x-axis ranges from 1000 to 3000 MHz. A red horizontal line indicates the limit at 74.00 dBuV/m. The peak is labeled 'PEAK_74'.</p> <p>Site : 03CH03-SZ Condition: PEAK_74 3m ANT3117_0057 HORIZONTAL : RBW:1000.000kHz VBW:3000.000kHz Mode : 23 Setting : MCS0 Power setting 16 Plane : Y with accessories : 352000530016413/352000530016421</p> <table border="1"> <thead> <tr> <th>Limit</th> <th>Margin</th> <th>Read</th> <th>Ant</th> <th>Cable Preamp</th> <th>APos</th> <th>TPos</th> <th>Remark</th> </tr> <tr> <th>Freq</th> <th>Level</th> <th>Line</th> <th>(dB)</th> <th>Level</th> <th>Factor</th> <th>Loss Factor</th> </tr> <tr> <th>MHz</th> <th>dBuV/m</th> <th>dBuV/m</th> <th>dB</th> <th>dB/m</th> <th>dB</th> <th>dB</th> <th>cm</th> <th>deg</th> <th>PEAK</th> </tr> </thead> <tbody> <tr> <td>1</td> <td>2457.00</td> <td>107.21</td> <td>-----</td> <td>103.57</td> <td>32.39</td> <td>4.88</td> <td>33.63</td> <td>120</td> <td>29</td> <td>PEAK</td> </tr> </tbody> </table>	Limit	Margin	Read	Ant	Cable Preamp	APos	TPos	Remark	Freq	Level	Line	(dB)	Level	Factor	Loss Factor	MHz	dBuV/m	dBuV/m	dB	dB/m	dB	dB	cm	deg	PEAK	1	2457.00	107.21	-----	103.57	32.39	4.88	33.63	120	29	PEAK	
Limit	Margin	Read	Ant	Cable Preamp	APos	TPos	Remark																														
Freq	Level	Line	(dB)	Level	Factor	Loss Factor																															
MHz	dBuV/m	dBuV/m	dB	dB/m	dB	dB	cm	deg	PEAK																												
1	2457.00	107.21	-----	103.57	32.39	4.88	33.63	120	29	PEAK																											
Avg	 <p>Level (dBuV/m) vs Frequency (MHz) plot showing an average level at 2483.51 MHz. The y-axis ranges from 0 to 130 dBuV/m, and the x-axis ranges from 2462 to 2500 MHz. A red horizontal line indicates the limit at 54.00 dBuV/m. The average level is labeled 'AVG_BE_54'.</p> <p>Site : 03CH03-SZ Condition: AVG_BE_54 3m ANT3117_0057 HORIZONTAL : RBW:1000.000kHz VBW:1.000kHz Mode : 23 Setting : MCS0 Power setting 16 Plane : Y with accessories : 352000530016413/352000530016421</p> <table border="1"> <thead> <tr> <th>Limit</th> <th>Read</th> <th>Ant</th> <th>Cable Preamp</th> <th>APos</th> <th>TPos</th> <th>Remark</th> </tr> <tr> <th>Freq</th> <th>Level</th> <th>Line</th> <th>Margin</th> <th>Level</th> <th>Factor</th> <th>Loss Factor</th> </tr> <tr> <th>MHz</th> <th>dBuV/m</th> <th>dBuV/m</th> <th>dB</th> <th>dB/m</th> <th>dB</th> <th>dB</th> <th>cm</th> <th>deg</th> <th>AVERAGE</th> </tr> </thead> <tbody> <tr> <td>1</td> <td>2483.51</td> <td>46.61</td> <td>54.00</td> <td>-7.39</td> <td>42.84</td> <td>32.46</td> <td>4.92</td> <td>33.61</td> <td>120</td> <td>29</td> <td>AVERAGE</td> </tr> </tbody> </table>	Limit	Read	Ant	Cable Preamp	APos	TPos	Remark	Freq	Level	Line	Margin	Level	Factor	Loss Factor	MHz	dBuV/m	dBuV/m	dB	dB/m	dB	dB	cm	deg	AVERAGE	1	2483.51	46.61	54.00	-7.39	42.84	32.46	4.92	33.61	120	29	AVERAGE
	Limit	Read	Ant	Cable Preamp	APos	TPos	Remark																														
Freq	Level	Line	Margin	Level	Factor	Loss Factor																															
MHz	dBuV/m	dBuV/m	dB	dB/m	dB	dB	cm	deg	AVERAGE																												
1	2483.51	46.61	54.00	-7.39	42.84	32.46	4.92	33.61	120	29	AVERAGE																										
 <p>Level (dBuV/m) vs Frequency (MHz) plot showing an average level at 2457.00 MHz. The y-axis ranges from 0 to 130 dBuV/m, and the x-axis ranges from 1000 to 3000 MHz. A red horizontal line indicates the limit at 54.00 dBuV/m. The average level is labeled 'AVG_54'.</p> <p>Site : 03CH03-SZ Condition: AVG_54 3m ANT3117_0057 HORIZONTAL : RBW:1000.000kHz VBW:1.000kHz Mode : 23 Setting : MCS0 Power setting 16 Plane : Y with accessories : 352000530016413/352000530016421</p> <table border="1"> <thead> <tr> <th>Limit</th> <th>Margin</th> <th>Read</th> <th>Ant</th> <th>Cable Preamp</th> <th>APos</th> <th>TPos</th> <th>Remark</th> </tr> <tr> <th>Freq</th> <th>Level</th> <th>Line</th> <th>(dB)</th> <th>Level</th> <th>Factor</th> <th>Loss Factor</th> </tr> <tr> <th>MHz</th> <th>dBuV/m</th> <th>dBuV/m</th> <th>dB</th> <th>dB/m</th> <th>dB</th> <th>dB</th> <th>cm</th> <th>deg</th> <th>AVERAGE</th> </tr> </thead> <tbody> <tr> <td>1</td> <td>2457.00</td> <td>97.63</td> <td>-----</td> <td>94.00</td> <td>32.38</td> <td>4.88</td> <td>33.63</td> <td>120</td> <td>29</td> <td>AVERAGE</td> </tr> </tbody> </table>	Limit	Margin	Read	Ant	Cable Preamp	APos	TPos	Remark	Freq	Level	Line	(dB)	Level	Factor	Loss Factor	MHz	dBuV/m	dBuV/m	dB	dB/m	dB	dB	cm	deg	AVERAGE	1	2457.00	97.63	-----	94.00	32.38	4.88	33.63	120	29	AVERAGE	
Limit	Margin	Read	Ant	Cable Preamp	APos	TPos	Remark																														
Freq	Level	Line	(dB)	Level	Factor	Loss Factor																															
MHz	dBuV/m	dBuV/m	dB	dB/m	dB	dB	cm	deg	AVERAGE																												
1	2457.00	97.63	-----	94.00	32.38	4.88	33.63	120	29	AVERAGE																											



		13																																																																										
Mode	Band Edge																																																																											
	2400-2483.5_802.11n_HT20_CH10_2457MHz																																																																											
ANT	1																																																																											
Pol.	Vertical	Fundamental																																																																										
Peak	<p>Level (dBuV/m) vs Frequency (MHz) plot. Date: 2023-05-11. Peak at 2483.62 MHz.</p> <p>Site : 03CH03-SZ Condition: PEAK_BE_74 3m ANT3117_0057 VERTICAL : RBW:1000.000kHz VBW:3000.000kHz Mode : 23 Setting : MCS0 Power setting 16 Plane : Y with accessories : 352000530016413/352000530016421</p> <table border="1"> <thead> <tr> <th>Limit</th> <th>Read</th> <th>Ant</th> <th>Cable</th> <th>Preamp</th> <th>APos</th> <th>TPos</th> <th>Remark</th> </tr> <tr> <th>Freq</th> <th>Level</th> <th>Line</th> <th>Margin</th> <th>Level</th> <th>Factor</th> <th>Loss</th> <th>Factor</th> </tr> <tr> <th>MHz</th> <th>dBuV/m</th> <th>dBuV/m</th> <th>dB</th> <th>dB/m</th> <th>dB</th> <th>dB</th> <th>cm</th> </tr> </thead> <tbody> <tr> <td>1</td> <td>2483.62</td> <td>63.07</td> <td>74.00</td> <td>-10.93</td> <td>59.30</td> <td>32.46</td> <td>4.92</td> <td>33.61</td> <td>234</td> <td>68</td> <td>PEAK</td> </tr> </tbody> </table>	Limit	Read	Ant	Cable	Preamp	APos	TPos	Remark	Freq	Level	Line	Margin	Level	Factor	Loss	Factor	MHz	dBuV/m	dBuV/m	dB	dB/m	dB	dB	cm	1	2483.62	63.07	74.00	-10.93	59.30	32.46	4.92	33.61	234	68	PEAK	<p>Level (dBuV/m) vs Frequency (MHz) plot. Date: 2023-05-11. Peak at 2457.00 MHz.</p> <p>Site : 03CH03-SZ Condition: PEAK_74 3m ANT3117_0057 VERTICAL : RBW:1000.000kHz VBW:3000.000kHz Mode : 23 Setting : MCS0 Power setting 16 Plane : Y with accessories : 352000530016413/352000530016421</p> <table border="1"> <thead> <tr> <th>Limit</th> <th>Margin</th> <th>Read</th> <th>Ant</th> <th>Cable</th> <th>Preamp</th> <th>APos</th> <th>TPos</th> <th>Remark</th> </tr> <tr> <th>Freq</th> <th>Level</th> <th>Line</th> <th>(dB)</th> <th>Level</th> <th>Factor</th> <th>Loss</th> <th>Factor</th> <th>Factor</th> </tr> <tr> <th>MHz</th> <th>dBuV/m</th> <th>dBuV/m</th> <th>dB</th> <th>dB/m</th> <th>dB</th> <th>dB</th> <th>cm</th> <th>deg</th> </tr> </thead> <tbody> <tr> <td>1</td> <td>2457.00</td> <td>106.80</td> <td>-----</td> <td>103.17</td> <td>32.38</td> <td>4.88</td> <td>33.63</td> <td>234</td> <td>68</td> <td>PEAK</td> </tr> </tbody> </table>	Limit	Margin	Read	Ant	Cable	Preamp	APos	TPos	Remark	Freq	Level	Line	(dB)	Level	Factor	Loss	Factor	Factor	MHz	dBuV/m	dBuV/m	dB	dB/m	dB	dB	cm	deg	1	2457.00	106.80	-----	103.17	32.38	4.88	33.63	234	68	PEAK
	Limit	Read	Ant	Cable	Preamp	APos	TPos	Remark																																																																				
Freq	Level	Line	Margin	Level	Factor	Loss	Factor																																																																					
MHz	dBuV/m	dBuV/m	dB	dB/m	dB	dB	cm																																																																					
1	2483.62	63.07	74.00	-10.93	59.30	32.46	4.92	33.61	234	68	PEAK																																																																	
Limit	Margin	Read	Ant	Cable	Preamp	APos	TPos	Remark																																																																				
Freq	Level	Line	(dB)	Level	Factor	Loss	Factor	Factor																																																																				
MHz	dBuV/m	dBuV/m	dB	dB/m	dB	dB	cm	deg																																																																				
1	2457.00	106.80	-----	103.17	32.38	4.88	33.63	234	68	PEAK																																																																		
Avg	<p>Level (dBuV/m) vs Frequency (MHz) plot. Date: 2023-05-11. Avg at 2483.55 MHz.</p> <p>Site : 03CH03-SZ Condition: AVG_BE_54 3m ANT3117_0057 VERTICAL : RBW:1000.000kHz VBW:1.000kHz Mode : 23 Setting : MCS0 Power setting 16 Plane : Y with accessories : 352000530016413/352000530016421</p> <table border="1"> <thead> <tr> <th>Limit</th> <th>Read</th> <th>Ant</th> <th>Cable</th> <th>Preamp</th> <th>APos</th> <th>TPos</th> <th>Remark</th> </tr> <tr> <th>Freq</th> <th>Level</th> <th>Line</th> <th>Margin</th> <th>Level</th> <th>Factor</th> <th>Loss</th> <th>Factor</th> </tr> <tr> <th>MHz</th> <th>dBuV/m</th> <th>dBuV/m</th> <th>dB</th> <th>dB/m</th> <th>dB</th> <th>dB</th> <th>cm</th> </tr> </thead> <tbody> <tr> <td>1</td> <td>2483.55</td> <td>47.31</td> <td>54.00</td> <td>-6.69</td> <td>43.54</td> <td>32.46</td> <td>4.92</td> <td>33.61</td> <td>234</td> <td>68</td> <td>AVERAGE</td> </tr> </tbody> </table>	Limit	Read	Ant	Cable	Preamp	APos	TPos	Remark	Freq	Level	Line	Margin	Level	Factor	Loss	Factor	MHz	dBuV/m	dBuV/m	dB	dB/m	dB	dB	cm	1	2483.55	47.31	54.00	-6.69	43.54	32.46	4.92	33.61	234	68	AVERAGE	<p>Level (dBuV/m) vs Frequency (MHz) plot. Date: 2023-05-11. Avg at 2457.00 MHz.</p> <p>Site : 03CH03-SZ Condition: AVG_54 3m ANT3117_0057 VERTICAL : RBW:1000.000kHz VBW:1.000kHz Mode : 23 Setting : MCS0 Power setting 16 Plane : Y with accessories : 352000530016413/352000530016421</p> <table border="1"> <thead> <tr> <th>Limit</th> <th>Margin</th> <th>Read</th> <th>Ant</th> <th>Cable</th> <th>Preamp</th> <th>APos</th> <th>TPos</th> <th>Remark</th> </tr> <tr> <th>Freq</th> <th>Level</th> <th>Line</th> <th>(dB)</th> <th>Level</th> <th>Factor</th> <th>Loss</th> <th>Factor</th> <th>Factor</th> </tr> <tr> <th>MHz</th> <th>dBuV/m</th> <th>dBuV/m</th> <th>dB</th> <th>dB/m</th> <th>dB</th> <th>dB</th> <th>cm</th> <th>deg</th> </tr> </thead> <tbody> <tr> <td>1</td> <td>2457.00</td> <td>97.35</td> <td>-----</td> <td>93.72</td> <td>32.38</td> <td>4.88</td> <td>33.63</td> <td>234</td> <td>68</td> <td>AVERAGE</td> </tr> </tbody> </table>	Limit	Margin	Read	Ant	Cable	Preamp	APos	TPos	Remark	Freq	Level	Line	(dB)	Level	Factor	Loss	Factor	Factor	MHz	dBuV/m	dBuV/m	dB	dB/m	dB	dB	cm	deg	1	2457.00	97.35	-----	93.72	32.38	4.88	33.63	234	68	AVERAGE
Limit	Read	Ant	Cable	Preamp	APos	TPos	Remark																																																																					
Freq	Level	Line	Margin	Level	Factor	Loss	Factor																																																																					
MHz	dBuV/m	dBuV/m	dB	dB/m	dB	dB	cm																																																																					
1	2483.55	47.31	54.00	-6.69	43.54	32.46	4.92	33.61	234	68	AVERAGE																																																																	
Limit	Margin	Read	Ant	Cable	Preamp	APos	TPos	Remark																																																																				
Freq	Level	Line	(dB)	Level	Factor	Loss	Factor	Factor																																																																				
MHz	dBuV/m	dBuV/m	dB	dB/m	dB	dB	cm	deg																																																																				
1	2457.00	97.35	-----	93.72	32.38	4.88	33.63	234	68	AVERAGE																																																																		



Mod e	13																																																																																																																																																																																	
	LF																																																																																																																																																																																	
	2400-2483.5_802.11g_CH11_2462MHz																																																																																																																																																																																	
ANT	1																																																																																																																																																																																	
Pol.	Horizontal	Vertical																																																																																																																																																																																
Peak	<p>Data: 1 Date: 2023-05-17</p> <p>Site : 03CH03-SZ Condition : FCC CLASS-B 3m LF_ANT35408 HORIZONTAL Mode : Mode 26 Setting : 6M Power setting 15 Plane : Y with accessories 352000530016413/352000530016421</p> <table border="1"> <thead> <tr> <th>Peak</th> <th>Freq</th> <th>Level</th> <th>Over</th> <th>Limit</th> <th>ReadAntenna</th> <th>Cable</th> <th>Preamp</th> <th>A/Pos</th> <th>T/Pos</th> <th>Remark</th> </tr> <tr> <th></th> <th>MHz</th> <th>dBuV/m</th> <th>dB</th> <th>dBuV/m</th> <th>dBuV</th> <th>dB/m</th> <th>dB</th> <th>dB</th> <th>cm</th> <th>deg</th> </tr> </thead> <tbody> <tr> <td>1</td> <td>30.00</td> <td>24.87</td> <td>-15.13</td> <td>40.00</td> <td>31.34</td> <td>24.90</td> <td>0.53</td> <td>31.90</td> <td>---</td> <td>---</td> </tr> <tr> <td>2</td> <td>153.19</td> <td>22.02</td> <td>-21.48</td> <td>43.50</td> <td>35.48</td> <td>16.07</td> <td>1.26</td> <td>31.39</td> <td>---</td> <td>---</td> </tr> <tr> <td>3</td> <td>262.00</td> <td>35.00</td> <td>-18.92</td> <td>46.00</td> <td>44.95</td> <td>19.61</td> <td>1.69</td> <td>31.17</td> <td>---</td> <td>---</td> </tr> <tr> <td>4</td> <td>418.00</td> <td>25.37</td> <td>-20.63</td> <td>46.00</td> <td>32.02</td> <td>22.17</td> <td>2.14</td> <td>30.96</td> <td>---</td> <td>---</td> </tr> <tr> <td>5</td> <td>517.91</td> <td>26.90</td> <td>-19.10</td> <td>46.00</td> <td>31.39</td> <td>23.97</td> <td>2.30</td> <td>30.84</td> <td>---</td> <td>---</td> </tr> <tr> <td>6</td> <td>649.63</td> <td>27.61</td> <td>-18.39</td> <td>46.00</td> <td>30.96</td> <td>24.95</td> <td>2.65</td> <td>30.95</td> <td>---</td> <td>---</td> </tr> </tbody> </table>	Peak	Freq	Level	Over	Limit	ReadAntenna	Cable	Preamp	A/Pos	T/Pos	Remark		MHz	dBuV/m	dB	dBuV/m	dBuV	dB/m	dB	dB	cm	deg	1	30.00	24.87	-15.13	40.00	31.34	24.90	0.53	31.90	---	---	2	153.19	22.02	-21.48	43.50	35.48	16.07	1.26	31.39	---	---	3	262.00	35.00	-18.92	46.00	44.95	19.61	1.69	31.17	---	---	4	418.00	25.37	-20.63	46.00	32.02	22.17	2.14	30.96	---	---	5	517.91	26.90	-19.10	46.00	31.39	23.97	2.30	30.84	---	---	6	649.63	27.61	-18.39	46.00	30.96	24.95	2.65	30.95	---	---	<p>Data: 2 Date: 2023-05-17</p> <p>Site : 03CH03-SZ Condition : FCC CLASS-B 3m LF_ANT35408 VERTICAL Mode : Mode 26 Setting : 6M Power setting 15 Plane : Y with accessories 352000530016413/352000530016421</p> <table border="1"> <thead> <tr> <th>Peak</th> <th>Freq</th> <th>Level</th> <th>Over</th> <th>Limit</th> <th>ReadAntenna</th> <th>Cable</th> <th>Preamp</th> <th>A/Pos</th> <th>T/Pos</th> <th>Remark</th> </tr> <tr> <th></th> <th>MHz</th> <th>dBuV/m</th> <th>dB</th> <th>dBuV/m</th> <th>dBuV</th> <th>dB/m</th> <th>dB</th> <th>dB</th> <th>cm</th> <th>deg</th> </tr> </thead> <tbody> <tr> <td>1</td> <td>30.00</td> <td>25.57</td> <td>-14.43</td> <td>40.00</td> <td>32.04</td> <td>24.90</td> <td>0.53</td> <td>31.90</td> <td>---</td> <td>---</td> </tr> <tr> <td>2</td> <td>96.93</td> <td>24.31</td> <td>-19.19</td> <td>43.50</td> <td>38.46</td> <td>16.53</td> <td>1.00</td> <td>31.68</td> <td>---</td> <td>---</td> </tr> <tr> <td>3</td> <td>169.68</td> <td>25.51</td> <td>-17.99</td> <td>43.50</td> <td>39.72</td> <td>15.82</td> <td>1.33</td> <td>31.36</td> <td>---</td> <td>---</td> </tr> <tr> <td>4</td> <td>261.83</td> <td>25.85</td> <td>-20.15</td> <td>46.00</td> <td>35.70</td> <td>19.64</td> <td>1.69</td> <td>31.18</td> <td>---</td> <td>---</td> </tr> <tr> <td>5</td> <td>494.63</td> <td>26.34</td> <td>-19.66</td> <td>46.00</td> <td>31.15</td> <td>23.68</td> <td>2.32</td> <td>30.81</td> <td>---</td> <td>---</td> </tr> <tr> <td>6</td> <td>581.93</td> <td>27.67</td> <td>-18.33</td> <td>46.00</td> <td>31.49</td> <td>24.62</td> <td>2.52</td> <td>30.96</td> <td>---</td> <td>---</td> </tr> </tbody> </table>	Peak	Freq	Level	Over	Limit	ReadAntenna	Cable	Preamp	A/Pos	T/Pos	Remark		MHz	dBuV/m	dB	dBuV/m	dBuV	dB/m	dB	dB	cm	deg	1	30.00	25.57	-14.43	40.00	32.04	24.90	0.53	31.90	---	---	2	96.93	24.31	-19.19	43.50	38.46	16.53	1.00	31.68	---	---	3	169.68	25.51	-17.99	43.50	39.72	15.82	1.33	31.36	---	---	4	261.83	25.85	-20.15	46.00	35.70	19.64	1.69	31.18	---	---	5	494.63	26.34	-19.66	46.00	31.15	23.68	2.32	30.81	---	---	6	581.93	27.67	-18.33	46.00	31.49	24.62	2.52	30.96	---	---
Peak	Freq	Level	Over	Limit	ReadAntenna	Cable	Preamp	A/Pos	T/Pos	Remark																																																																																																																																																																								
	MHz	dBuV/m	dB	dBuV/m	dBuV	dB/m	dB	dB	cm	deg																																																																																																																																																																								
1	30.00	24.87	-15.13	40.00	31.34	24.90	0.53	31.90	---	---																																																																																																																																																																								
2	153.19	22.02	-21.48	43.50	35.48	16.07	1.26	31.39	---	---																																																																																																																																																																								
3	262.00	35.00	-18.92	46.00	44.95	19.61	1.69	31.17	---	---																																																																																																																																																																								
4	418.00	25.37	-20.63	46.00	32.02	22.17	2.14	30.96	---	---																																																																																																																																																																								
5	517.91	26.90	-19.10	46.00	31.39	23.97	2.30	30.84	---	---																																																																																																																																																																								
6	649.63	27.61	-18.39	46.00	30.96	24.95	2.65	30.95	---	---																																																																																																																																																																								
Peak	Freq	Level	Over	Limit	ReadAntenna	Cable	Preamp	A/Pos	T/Pos	Remark																																																																																																																																																																								
	MHz	dBuV/m	dB	dBuV/m	dBuV	dB/m	dB	dB	cm	deg																																																																																																																																																																								
1	30.00	25.57	-14.43	40.00	32.04	24.90	0.53	31.90	---	---																																																																																																																																																																								
2	96.93	24.31	-19.19	43.50	38.46	16.53	1.00	31.68	---	---																																																																																																																																																																								
3	169.68	25.51	-17.99	43.50	39.72	15.82	1.33	31.36	---	---																																																																																																																																																																								
4	261.83	25.85	-20.15	46.00	35.70	19.64	1.69	31.18	---	---																																																																																																																																																																								
5	494.63	26.34	-19.66	46.00	31.15	23.68	2.32	30.81	---	---																																																																																																																																																																								
6	581.93	27.67	-18.33	46.00	31.49	24.62	2.52	30.96	---	---																																																																																																																																																																								



Co-location
802.11g CH11 2462MHz+ Band13 (Band Edge @ 3m)

WIFI ANT	2.4GHz 2400~2483.5MHz Band Edge @ 3m																																																																							
1	802.11g CH11 2462MHz+ Band13 Co-location																																																																							
	Horizontal	Fundamental																																																																						
Peak	<p>Site : 03CH03-SZ Condition : PEAK_BE_74 3m ANT#1117_0057 HORIZONTAL Mode : Mode 20 Setting : GM PowerSetting 15 Plane : Y with accessories : 32000030016413320000530016421</p> <table border="1"> <thead> <tr> <th>Over</th> <th>List</th> <th>ReadAntenna</th> <th>Cable Preamp</th> <th>A/Pos</th> <th>T/Pos</th> <th>Remark</th> </tr> <tr> <th>Freq</th> <th>Level</th> <th>List</th> <th>Level</th> <th>Factor</th> <th>Loss</th> <th>Factor</th> </tr> <tr> <th>MHz</th> <th>dBV/m</th> <th>dB</th> <th>dBV/m</th> <th>dBV/m</th> <th>dB/m</th> <th>dB</th> <th>ca</th> <th>deg</th> </tr> </thead> <tbody> <tr> <td>1</td> <td>2463.08</td> <td>65.58</td> <td>-8.78</td> <td>74.08</td> <td>61.47</td> <td>32.46</td> <td>4.99</td> <td>33.62</td> <td>130</td> <td>126</td> <td>Peak</td> </tr> </tbody> </table>	Over	List	ReadAntenna	Cable Preamp	A/Pos	T/Pos	Remark	Freq	Level	List	Level	Factor	Loss	Factor	MHz	dBV/m	dB	dBV/m	dBV/m	dB/m	dB	ca	deg	1	2463.08	65.58	-8.78	74.08	61.47	32.46	4.99	33.62	130	126	Peak	<p>Site : 03CH03-SZ Condition : PEAK_74 3m ANT#1117_0057 HORIZONTAL Mode : Mode 20 Setting : GM PowerSetting 15 Plane : Y with accessories : 32000030016413320000530016421</p> <table border="1"> <thead> <tr> <th>Over</th> <th>List</th> <th>ReadAntenna</th> <th>Cable Preamp</th> <th>A/Pos</th> <th>T/Pos</th> <th>Remark</th> </tr> <tr> <th>Freq</th> <th>Level</th> <th>List</th> <th>Level</th> <th>Factor</th> <th>Loss</th> <th>Factor</th> </tr> <tr> <th>MHz</th> <th>dBV/m</th> <th>dB</th> <th>dBV/m</th> <th>dBV/m</th> <th>dB/m</th> <th>dB</th> <th>ca</th> <th>deg</th> </tr> </thead> <tbody> <tr> <td>1 *</td> <td>2462.08</td> <td>185.53</td> <td>31.53</td> <td>74.08</td> <td>181.79</td> <td>32.48</td> <td>4.97</td> <td>33.63</td> <td>130</td> <td>126</td> <td>Peak</td> </tr> </tbody> </table>	Over	List	ReadAntenna	Cable Preamp	A/Pos	T/Pos	Remark	Freq	Level	List	Level	Factor	Loss	Factor	MHz	dBV/m	dB	dBV/m	dBV/m	dB/m	dB	ca	deg	1 *	2462.08	185.53	31.53	74.08	181.79	32.48	4.97	33.63	130	126	Peak
Over	List	ReadAntenna	Cable Preamp	A/Pos	T/Pos	Remark																																																																		
Freq	Level	List	Level	Factor	Loss	Factor																																																																		
MHz	dBV/m	dB	dBV/m	dBV/m	dB/m	dB	ca	deg																																																																
1	2463.08	65.58	-8.78	74.08	61.47	32.46	4.99	33.62	130	126	Peak																																																													
Over	List	ReadAntenna	Cable Preamp	A/Pos	T/Pos	Remark																																																																		
Freq	Level	List	Level	Factor	Loss	Factor																																																																		
MHz	dBV/m	dB	dBV/m	dBV/m	dB/m	dB	ca	deg																																																																
1 *	2462.08	185.53	31.53	74.08	181.79	32.48	4.97	33.63	130	126	Peak																																																													
Avg.	<p>Site : 03CH03-SZ Condition : AVG_BE_54 3m ANT#1117_0057 HORIZONTAL Mode : Mode 20 Setting : GM PowerSetting 15 Plane : Y with accessories : 32000030016413320000530016421</p> <table border="1"> <thead> <tr> <th>Over</th> <th>List</th> <th>ReadAntenna</th> <th>Cable Preamp</th> <th>A/Pos</th> <th>T/Pos</th> <th>Remark</th> </tr> <tr> <th>Freq</th> <th>Level</th> <th>List</th> <th>Level</th> <th>Factor</th> <th>Loss</th> <th>Factor</th> </tr> <tr> <th>MHz</th> <th>dBV/m</th> <th>dB</th> <th>dBV/m</th> <th>dBV/m</th> <th>dB/m</th> <th>dB</th> <th>ca</th> <th>deg</th> </tr> </thead> <tbody> <tr> <td>1</td> <td>2463.52</td> <td>49.08</td> <td>-4.20</td> <td>54.08</td> <td>45.97</td> <td>32.46</td> <td>4.99</td> <td>33.62</td> <td>130</td> <td>126</td> <td>Average</td> </tr> </tbody> </table>	Over	List	ReadAntenna	Cable Preamp	A/Pos	T/Pos	Remark	Freq	Level	List	Level	Factor	Loss	Factor	MHz	dBV/m	dB	dBV/m	dBV/m	dB/m	dB	ca	deg	1	2463.52	49.08	-4.20	54.08	45.97	32.46	4.99	33.62	130	126	Average	<p>Site : 03CH03-SZ Condition : AVG_54 3m ANT#1117_0057 HORIZONTAL Mode : Mode 20 Setting : GM PowerSetting 15 Plane : Y with accessories : 32000030016413320000530016421</p> <table border="1"> <thead> <tr> <th>Over</th> <th>List</th> <th>ReadAntenna</th> <th>Cable Preamp</th> <th>A/Pos</th> <th>T/Pos</th> <th>Remark</th> </tr> <tr> <th>Freq</th> <th>Level</th> <th>List</th> <th>Level</th> <th>Factor</th> <th>Loss</th> <th>Factor</th> </tr> <tr> <th>MHz</th> <th>dBV/m</th> <th>dB</th> <th>dBV/m</th> <th>dBV/m</th> <th>dB/m</th> <th>dB</th> <th>ca</th> <th>deg</th> </tr> </thead> <tbody> <tr> <td>1 *</td> <td>2462.08</td> <td>97.72</td> <td>43.72</td> <td>54.08</td> <td>95.88</td> <td>32.48</td> <td>4.97</td> <td>33.63</td> <td>130</td> <td>126</td> <td>Average</td> </tr> </tbody> </table>	Over	List	ReadAntenna	Cable Preamp	A/Pos	T/Pos	Remark	Freq	Level	List	Level	Factor	Loss	Factor	MHz	dBV/m	dB	dBV/m	dBV/m	dB/m	dB	ca	deg	1 *	2462.08	97.72	43.72	54.08	95.88	32.48	4.97	33.63	130	126	Average
Over	List	ReadAntenna	Cable Preamp	A/Pos	T/Pos	Remark																																																																		
Freq	Level	List	Level	Factor	Loss	Factor																																																																		
MHz	dBV/m	dB	dBV/m	dBV/m	dB/m	dB	ca	deg																																																																
1	2463.52	49.08	-4.20	54.08	45.97	32.46	4.99	33.62	130	126	Average																																																													
Over	List	ReadAntenna	Cable Preamp	A/Pos	T/Pos	Remark																																																																		
Freq	Level	List	Level	Factor	Loss	Factor																																																																		
MHz	dBV/m	dB	dBV/m	dBV/m	dB/m	dB	ca	deg																																																																
1 *	2462.08	97.72	43.72	54.08	95.88	32.48	4.97	33.63	130	126	Average																																																													



WIFI ANT	2.4GHz 2400~2483.5MHz Band Edge @ 3m																																																																									
1	Vertical	Fundamental																																																																								
Peak	<p>Date: 7 Level (dBuV/m)</p> <p>Site : 03CH03-SZ Condition : PEAK_BE_74 3m ANT3117_0057 VERTICAL Mode : Mode 20 Setting : 6M Powersetting 15 Plane : Y with accessories 352000530016413/352000530016421</p> <table border="1"> <thead> <tr> <th>Peak</th> <th>Freq</th> <th>Level</th> <th>Limit</th> <th>Line</th> <th>Level</th> <th>Factor</th> <th>Loss</th> <th>Factor</th> <th>A/Pos</th> <th>T/Pos</th> <th>Remark</th> </tr> <tr> <th>1</th> <th>MHz</th> <th>dBuV/m</th> <th>dB</th> <th>dBuV/m</th> <th>dBuV</th> <th>dB/m</th> <th>dB</th> <th>dB</th> <th>ca</th> <th>deg</th> <th></th> </tr> </thead> <tbody> <tr> <td>1</td> <td>2483.84</td> <td>61.19</td> <td>-12.81</td> <td>74.00</td> <td>57.36</td> <td>32.46</td> <td>4.99</td> <td>33.62</td> <td>184</td> <td>39</td> <td>Peak</td> </tr> </tbody> </table>	Peak	Freq	Level	Limit	Line	Level	Factor	Loss	Factor	A/Pos	T/Pos	Remark	1	MHz	dBuV/m	dB	dBuV/m	dBuV	dB/m	dB	dB	ca	deg		1	2483.84	61.19	-12.81	74.00	57.36	32.46	4.99	33.62	184	39	Peak	<p>Date: 5 Level (dBuV/m)</p> <p>Site : 03CH03-SZ Condition : PEAK_74 3m ANT3117_0057 VERTICAL Mode : Mode 20 Setting : 6M Powersetting 15 Plane : Y with accessories 352000530016413/352000530016421</p> <table border="1"> <thead> <tr> <th>Peak</th> <th>Freq</th> <th>Level</th> <th>Limit</th> <th>Line</th> <th>Level</th> <th>Factor</th> <th>Loss</th> <th>Factor</th> <th>A/Pos</th> <th>T/Pos</th> <th>Remark</th> </tr> <tr> <th>1</th> <th>MHz</th> <th>dBuV/m</th> <th>dB</th> <th>dBuV/m</th> <th>dBuV</th> <th>dB/m</th> <th>dB</th> <th>dB</th> <th>ca</th> <th>deg</th> <th></th> </tr> </thead> <tbody> <tr> <td>1</td> <td>2462.00</td> <td>181.63</td> <td>27.63</td> <td>74.00</td> <td>57.89</td> <td>32.48</td> <td>4.97</td> <td>33.63</td> <td>184</td> <td>39</td> <td>Peak</td> </tr> </tbody> </table>	Peak	Freq	Level	Limit	Line	Level	Factor	Loss	Factor	A/Pos	T/Pos	Remark	1	MHz	dBuV/m	dB	dBuV/m	dBuV	dB/m	dB	dB	ca	deg		1	2462.00	181.63	27.63	74.00	57.89	32.48	4.97	33.63	184	39	Peak
Peak	Freq	Level	Limit	Line	Level	Factor	Loss	Factor	A/Pos	T/Pos	Remark																																																															
1	MHz	dBuV/m	dB	dBuV/m	dBuV	dB/m	dB	dB	ca	deg																																																																
1	2483.84	61.19	-12.81	74.00	57.36	32.46	4.99	33.62	184	39	Peak																																																															
Peak	Freq	Level	Limit	Line	Level	Factor	Loss	Factor	A/Pos	T/Pos	Remark																																																															
1	MHz	dBuV/m	dB	dBuV/m	dBuV	dB/m	dB	dB	ca	deg																																																																
1	2462.00	181.63	27.63	74.00	57.89	32.48	4.97	33.63	184	39	Peak																																																															
	<p>Date: 8 Level (dBuV/m)</p> <p>Site : 03CH03-SZ Condition : AVG_BE_54 3m ANT3117_0057 VERTICAL Mode : Mode 20 Setting : 6M Powersetting 15 Plane : Y with accessories 352000530016413/352000530016421</p> <table border="1"> <thead> <tr> <th>Avg</th> <th>Freq</th> <th>Level</th> <th>Limit</th> <th>Line</th> <th>Level</th> <th>Factor</th> <th>Loss</th> <th>Factor</th> <th>A/Pos</th> <th>T/Pos</th> <th>Remark</th> </tr> <tr> <th>1</th> <th>MHz</th> <th>dBuV/m</th> <th>dB</th> <th>dBuV/m</th> <th>dBuV</th> <th>dB/m</th> <th>dB</th> <th>dB</th> <th>ca</th> <th>deg</th> <th></th> </tr> </thead> <tbody> <tr> <td>1</td> <td>2483.52</td> <td>46.57</td> <td>-7.43</td> <td>54.00</td> <td>42.74</td> <td>32.46</td> <td>4.99</td> <td>33.62</td> <td>184</td> <td>39</td> <td>Average</td> </tr> </tbody> </table>	Avg	Freq	Level	Limit	Line	Level	Factor	Loss	Factor	A/Pos	T/Pos	Remark	1	MHz	dBuV/m	dB	dBuV/m	dBuV	dB/m	dB	dB	ca	deg		1	2483.52	46.57	-7.43	54.00	42.74	32.46	4.99	33.62	184	39	Average	<p>Date: 6 Level (dBuV/m)</p> <p>Site : 03CH03-SZ Condition : AVG_54 3m ANT3117_0057 VERTICAL Mode : Mode 20 Setting : 6M Powersetting 15 Plane : Y with accessories 352000530016413/352000530016421</p> <table border="1"> <thead> <tr> <th>Avg</th> <th>Freq</th> <th>Level</th> <th>Limit</th> <th>Line</th> <th>Level</th> <th>Factor</th> <th>Loss</th> <th>Factor</th> <th>A/Pos</th> <th>T/Pos</th> <th>Remark</th> </tr> <tr> <th>1</th> <th>MHz</th> <th>dBuV/m</th> <th>dB</th> <th>dBuV/m</th> <th>dBuV</th> <th>dB/m</th> <th>dB</th> <th>dB</th> <th>ca</th> <th>deg</th> <th></th> </tr> </thead> <tbody> <tr> <td>1</td> <td>2462.00</td> <td>93.78</td> <td>39.78</td> <td>54.00</td> <td>89.96</td> <td>32.48</td> <td>4.97</td> <td>33.63</td> <td>184</td> <td>39</td> <td>Average</td> </tr> </tbody> </table>	Avg	Freq	Level	Limit	Line	Level	Factor	Loss	Factor	A/Pos	T/Pos	Remark	1	MHz	dBuV/m	dB	dBuV/m	dBuV	dB/m	dB	dB	ca	deg		1	2462.00	93.78	39.78	54.00	89.96	32.48	4.97	33.63	184	39	Average
Avg	Freq	Level	Limit	Line	Level	Factor	Loss	Factor	A/Pos	T/Pos	Remark																																																															
1	MHz	dBuV/m	dB	dBuV/m	dBuV	dB/m	dB	dB	ca	deg																																																																
1	2483.52	46.57	-7.43	54.00	42.74	32.46	4.99	33.62	184	39	Average																																																															
Avg	Freq	Level	Limit	Line	Level	Factor	Loss	Factor	A/Pos	T/Pos	Remark																																																															
1	MHz	dBuV/m	dB	dBuV/m	dBuV	dB/m	dB	dB	ca	deg																																																																
1	2462.00	93.78	39.78	54.00	89.96	32.48	4.97	33.63	184	39	Average																																																															



2.4GHz 2400~2483.5MHz

BLE CH39 2480MHz+Band13 (Harmonic @ 3m)

BLE ANT	2.4GHz 2400~2483.5MHz Harmonic @ 3m																																																																																
1	Horizontal	Vertical																																																																															
Peak Avg.																																																																																	
	<table border="1"> <thead> <tr> <th>Freq</th> <th>Level</th> <th>Limit</th> <th>Line</th> <th>Level Factor</th> <th>Cable</th> <th>Preamp</th> <th>A/Pos</th> <th>T/Pos</th> <th>Remark</th> </tr> <tr> <th>MHz</th> <th>dBV/m</th> <th>dB</th> <th>dBV/m</th> <th>dBV/m</th> <th>dB</th> <th>dB</th> <th>cm</th> <th>deg</th> <th></th> </tr> </thead> <tbody> <tr> <td>1</td> <td>4960.00</td> <td>43.64</td> <td>-38.56</td> <td>74.00</td> <td>53.75</td> <td>34.62</td> <td>7.83</td> <td>52.74</td> <td>... Peak</td> </tr> <tr> <td>2</td> <td>7440.00</td> <td>43.36</td> <td>-38.64</td> <td>74.00</td> <td>53.47</td> <td>36.54</td> <td>9.19</td> <td>54.98</td> <td>... Peak</td> </tr> </tbody> </table>	Freq	Level	Limit	Line	Level Factor	Cable	Preamp	A/Pos	T/Pos	Remark	MHz	dBV/m	dB	dBV/m	dBV/m	dB	dB	cm	deg		1	4960.00	43.64	-38.56	74.00	53.75	34.62	7.83	52.74	... Peak	2	7440.00	43.36	-38.64	74.00	53.47	36.54	9.19	54.98	... Peak	<table border="1"> <thead> <tr> <th>Freq</th> <th>Level</th> <th>Limit</th> <th>Line</th> <th>Level Factor</th> <th>Cable</th> <th>Preamp</th> <th>A/Pos</th> <th>T/Pos</th> <th>Remark</th> </tr> <tr> <th>MHz</th> <th>dBV/m</th> <th>dB</th> <th>dBV/m</th> <th>dBV/m</th> <th>dB</th> <th>dB</th> <th>cm</th> <th>deg</th> <th></th> </tr> </thead> <tbody> <tr> <td>1</td> <td>4960.00</td> <td>42.97</td> <td>-31.43</td> <td>74.00</td> <td>52.88</td> <td>34.62</td> <td>7.83</td> <td>52.74</td> <td>... Peak</td> </tr> <tr> <td>2</td> <td>7440.00</td> <td>43.82</td> <td>-38.18</td> <td>74.00</td> <td>52.13</td> <td>36.54</td> <td>9.19</td> <td>54.98</td> <td>... Peak</td> </tr> </tbody> </table>	Freq	Level	Limit	Line	Level Factor	Cable	Preamp	A/Pos	T/Pos	Remark	MHz	dBV/m	dB	dBV/m	dBV/m	dB	dB	cm	deg		1	4960.00	42.97	-31.43	74.00	52.88	34.62	7.83	52.74	... Peak	2	7440.00	43.82	-38.18	74.00	52.13	36.54	9.19	54.98
Freq	Level	Limit	Line	Level Factor	Cable	Preamp	A/Pos	T/Pos	Remark																																																																								
MHz	dBV/m	dB	dBV/m	dBV/m	dB	dB	cm	deg																																																																									
1	4960.00	43.64	-38.56	74.00	53.75	34.62	7.83	52.74	... Peak																																																																								
2	7440.00	43.36	-38.64	74.00	53.47	36.54	9.19	54.98	... Peak																																																																								
Freq	Level	Limit	Line	Level Factor	Cable	Preamp	A/Pos	T/Pos	Remark																																																																								
MHz	dBV/m	dB	dBV/m	dBV/m	dB	dB	cm	deg																																																																									
1	4960.00	42.97	-31.43	74.00	52.88	34.62	7.83	52.74	... Peak																																																																								
2	7440.00	43.82	-38.18	74.00	52.13	36.54	9.19	54.98	... Peak																																																																								

802.11g CH11 2462MHz+ Band13 (Harmonic @ 3m)

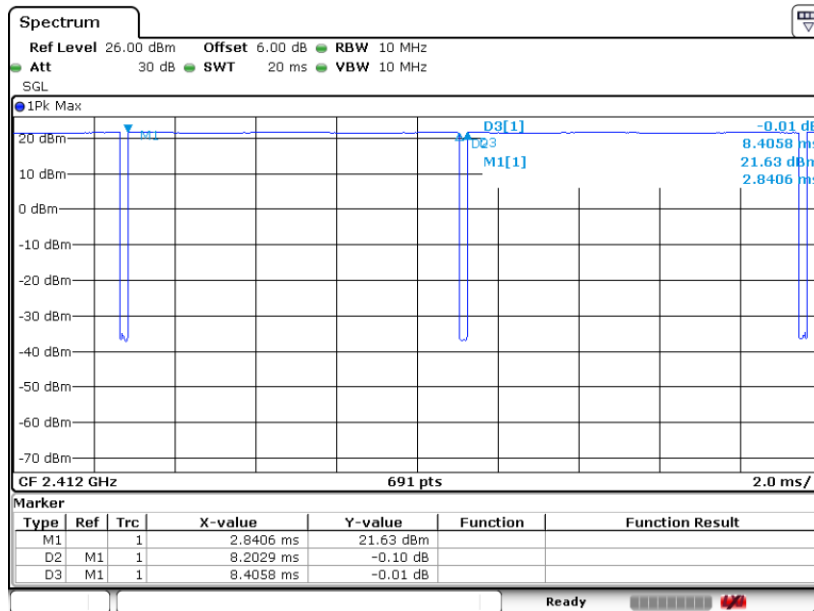
WIFI ANT	2.4GHz 2400~2483.5MHz Harmonic @ 3m																																																																																
1	Horizontal	Vertical																																																																															
Peak Avg.																																																																																	
	<table border="1"> <thead> <tr> <th>Freq</th> <th>Level</th> <th>Limit</th> <th>Line</th> <th>Level Factor</th> <th>Cable</th> <th>Preamp</th> <th>A/Pos</th> <th>T/Pos</th> <th>Remark</th> </tr> <tr> <th>MHz</th> <th>dBV/m</th> <th>dB</th> <th>dBV/m</th> <th>dBV/m</th> <th>dB</th> <th>dB</th> <th>cm</th> <th>deg</th> <th></th> </tr> </thead> <tbody> <tr> <td>1</td> <td>4924.00</td> <td>44.06</td> <td>-29.94</td> <td>74.00</td> <td>54.41</td> <td>34.63</td> <td>7.80</td> <td>52.78</td> <td>... Peak</td> </tr> <tr> <td>2</td> <td>7386.00</td> <td>43.71</td> <td>-30.29</td> <td>74.00</td> <td>52.89</td> <td>36.49</td> <td>9.20</td> <td>54.87</td> <td>... Peak</td> </tr> </tbody> </table>	Freq	Level	Limit	Line	Level Factor	Cable	Preamp	A/Pos	T/Pos	Remark	MHz	dBV/m	dB	dBV/m	dBV/m	dB	dB	cm	deg		1	4924.00	44.06	-29.94	74.00	54.41	34.63	7.80	52.78	... Peak	2	7386.00	43.71	-30.29	74.00	52.89	36.49	9.20	54.87	... Peak	<table border="1"> <thead> <tr> <th>Freq</th> <th>Level</th> <th>Limit</th> <th>Line</th> <th>Level Factor</th> <th>Cable</th> <th>Preamp</th> <th>A/Pos</th> <th>T/Pos</th> <th>Remark</th> </tr> <tr> <th>MHz</th> <th>dBV/m</th> <th>dB</th> <th>dBV/m</th> <th>dBV/m</th> <th>dB</th> <th>dB</th> <th>cm</th> <th>deg</th> <th></th> </tr> </thead> <tbody> <tr> <td>1</td> <td>4924.00</td> <td>44.96</td> <td>-29.04</td> <td>74.00</td> <td>55.31</td> <td>34.63</td> <td>7.80</td> <td>52.78</td> <td>... Peak</td> </tr> <tr> <td>2</td> <td>7386.00</td> <td>45.01</td> <td>-28.99</td> <td>74.00</td> <td>53.39</td> <td>36.49</td> <td>9.20</td> <td>54.87</td> <td>... Peak</td> </tr> </tbody> </table>	Freq	Level	Limit	Line	Level Factor	Cable	Preamp	A/Pos	T/Pos	Remark	MHz	dBV/m	dB	dBV/m	dBV/m	dB	dB	cm	deg		1	4924.00	44.96	-29.04	74.00	55.31	34.63	7.80	52.78	... Peak	2	7386.00	45.01	-28.99	74.00	53.39	36.49	9.20	54.87
Freq	Level	Limit	Line	Level Factor	Cable	Preamp	A/Pos	T/Pos	Remark																																																																								
MHz	dBV/m	dB	dBV/m	dBV/m	dB	dB	cm	deg																																																																									
1	4924.00	44.06	-29.94	74.00	54.41	34.63	7.80	52.78	... Peak																																																																								
2	7386.00	43.71	-30.29	74.00	52.89	36.49	9.20	54.87	... Peak																																																																								
Freq	Level	Limit	Line	Level Factor	Cable	Preamp	A/Pos	T/Pos	Remark																																																																								
MHz	dBV/m	dB	dBV/m	dBV/m	dB	dB	cm	deg																																																																									
1	4924.00	44.96	-29.04	74.00	55.31	34.63	7.80	52.78	... Peak																																																																								
2	7386.00	45.01	-28.99	74.00	53.39	36.49	9.20	54.87	... Peak																																																																								



Appendix D. Duty Cycle Plots

Band	Duty Cycle(%)	T(ms)	1/T(kHz)	VBW Setting
802.11b	97.59	8.203	0.122	300Hz
802.11g	87.44	1.362	0.734	1KHz
802.11n HT20	86.81	1.145	0.873	1KHz

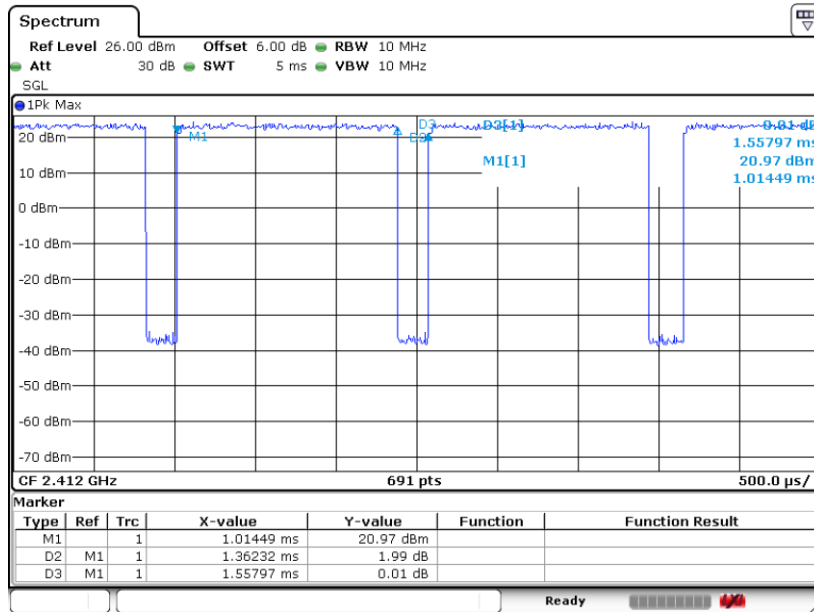
802.11b



Date: 31.MAR.2023 14:52:02

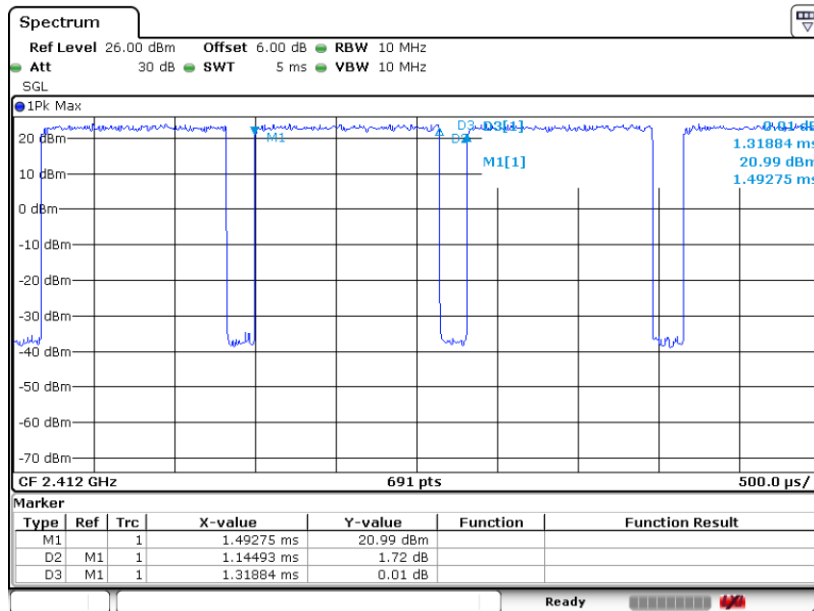


802.11g



Date: 31.MAR.2023 14:59:29

802.11n HT20



Date: 31.MAR.2023 15:05:57