

1_HAC T-Coil GSM850_Voice_Ch189(Z)

Communication System: UID 0, GSM850 (0); Frequency: 836.4 MHz; Duty Cycle: 1:8.30042

Medium: Air Medium parameters used: $\sigma = 0$ S/m, $\epsilon_r = 1$; $\rho = 0$ kg/m³

Ambient Temperature : 23.3 °C;

DASY5 Configuration:

- Probe: AM1DV3 - 3093; Calibrated: 2023/1/31

- Sensor-Surface: 0mm (Fix Surface)

- Electronics: DAE4 Sn1650; Calibrated: 2022/8/5

- Phantom: HAC Test Arch with AMCC; Type: SD HAC P01 BA

- Measurement SW: DASY52, Version 52.10 (4); SEMCAD X Version 14.6.14 (7501)


Ch189/z (axial) 4.2mm 50 x 50/ABM SNR(x,y,z) (13x13x1): Measurement grid:

dx=10mm, dy=10mm

ABM1/ABM2 = 33.19 dB

ABM1 comp = 4.23 dBA/m

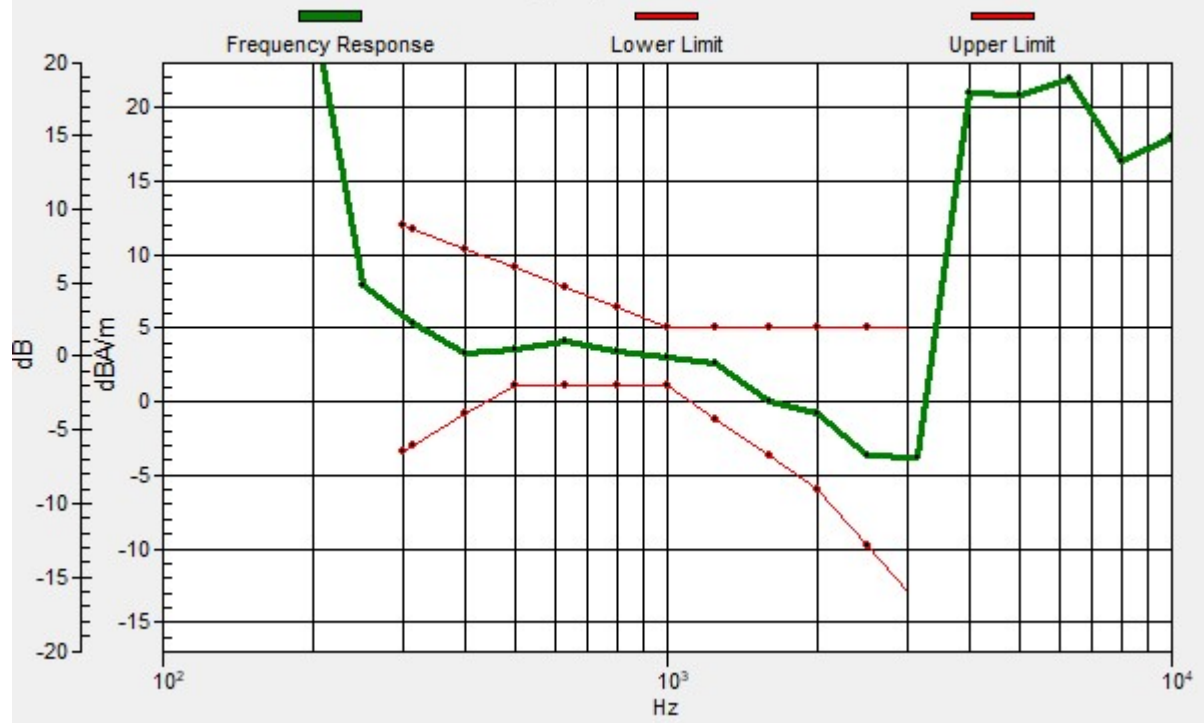
Location: 4.2, -8.3, 3.7 mm



0 dB = 45.63 = 33.19 dB

Ch189/z (axial) wideband at best S/N/ABM Freq Resp(x,y,z,f)

Loc: 4.2, -8.3, 3.7 mm Diff: 2dB



1_HAC T-Coil GSM850_Voice_Ch189(Y)

Communication System: UID 0, GSM850 (0); Frequency: 836.4 MHz; Duty Cycle: 1:8.30042

Medium: Air Medium parameters used: $\sigma = 0$ S/m, $\epsilon_r = 1$; $\rho = 0$ kg/m³

Ambient Temperature : 23.3 °C;

DASY5 Configuration:

- Probe: AM1DV3 - 3093; Calibrated: 2023/1/31
- Sensor-Surface: 0mm (Fix Surface)
- Electronics: DAE4 Sn1650; Calibrated: 2022/8/5
- Phantom: HAC Test Arch with AMCC; Type: SD HAC P01 BA
- Measurement SW: DASY52, Version 52.10 (4); SEMCAD X Version 14.6.14 (7501)


Ch189/y (transversal) 4.2mm 50 x 50/ABM SNR(x,y,z) (13x13x1): Measurement grid:

dx=10mm, dy=10mm

ABM1/ABM2 = 21.61 dB

ABM1 comp = -4.30 dBA/m

Location: 4.2, -20.8, 3.7 mm



0 dB = 12.04 = 21.61 dB

2_HAC T-Coil GSM1900_Voice_Ch661(Z)

Communication System: UID 0, PCS (0); Frequency: 1880 MHz; Duty Cycle: 1:8.30042

Medium: Air Medium parameters used: $\sigma = 0$ S/m, $\epsilon_r = 1$; $\rho = 0$ kg/m³

Ambient Temperature : 23.3 °C;

DASY5 Configuration:

- Probe: AM1DV3 - 3093; Calibrated: 2023/1/31
- Sensor-Surface: 0mm (Fix Surface)
- Electronics: DAE4 Sn1650; Calibrated: 2022/8/5
- Phantom: HAC Test Arch with AMCC; Type: SD HAC P01 BA
- Measurement SW: DASY52, Version 52.10 (4); SEMCAD X Version 14.6.14 (7501)


Ch661/z (axial) 4.2mm 50 x 50/ABM SNR(x,y,z) (13x13x1): Measurement grid:

dx=10mm, dy=10mm

ABM1/ABM2 = 37.85 dB

ABM1 comp = 5.73 dBA/m

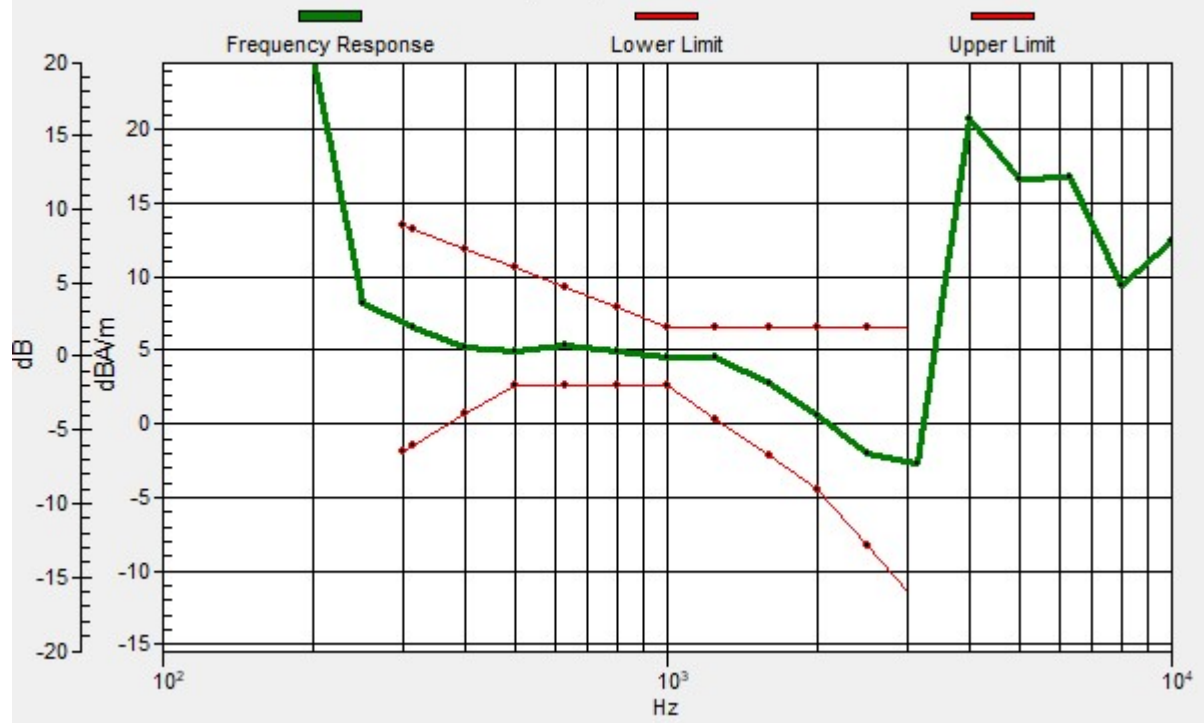
Location: 8.3, -12.5, 3.7 mm



0 dB = 78.06 = 37.85 dB

Ch661/z (axial) wideband at best S/N/ABM Freq Resp(x,y,z,f)

Loc: 8.3, -12.5, 3.7 mm Diff: 2dB



2_HAC T-Coil GSM1900_Voice_Ch661(Y)

Communication System: UID 0, PCS (0); Frequency: 1880 MHz; Duty Cycle: 1:8.30042

Medium: Air Medium parameters used: $\sigma = 0$ S/m, $\epsilon_r = 1$; $\rho = 0$ kg/m³

Ambient Temperature : 23.3 °C;

DASY5 Configuration:

- Probe: AM1DV3 - 3093; Calibrated: 2023/1/31
- Sensor-Surface: 0mm (Fix Surface)
- Electronics: DAE4 Sn1650; Calibrated: 2022/8/5
- Phantom: HAC Test Arch with AMCC; Type: SD HAC P01 BA
- Measurement SW: DASY52, Version 52.10 (4); SEMCAD X Version 14.6.14 (7501)


Ch661/y (transversal) 4.2mm 50 x 50/ABM SNR(x,y,z) (13x13x1): Measurement grid:

dx=10mm, dy=10mm

ABM1/ABM2 = 39.64 dB

ABM1 comp = -3.39 dBA/m

Location: 4.2, 0, 3.7 mm



0 dB = 95.89 = 39.64 dB

3_HAC T-Coil WCDMA II_Voice_Ch9400(Z)

Communication System: UID 0, WCDMA (0); Frequency: 1880 MHz; Duty Cycle: 1:1

Medium: Air Medium parameters used: $\sigma = 0$ S/m, $\epsilon_r = 1$; $\rho = 0$ kg/m³

Ambient Temperature : 23.3 °C;

DASY5 Configuration:

- Probe: AM1DV3 - 3093; Calibrated: 2023/1/31
- Sensor-Surface: 0mm (Fix Surface)
- Electronics: DAE4 Sn1650; Calibrated: 2022/8/5
- Phantom: HAC Test Arch with AMCC; Type: SD HAC P01 BA
- Measurement SW: DASY52, Version 52.10 (4); SEMCAD X Version 14.6.14 (7501)


Ch9400/z (axial) 4.2mm 50 x 50/ABM SNR(x,y,z) (13x13x1): Measurement grid:

dx=10mm, dy=10mm

ABM1/ABM2 = 49.22 dB

ABM1 comp = 1.82 dBA/m

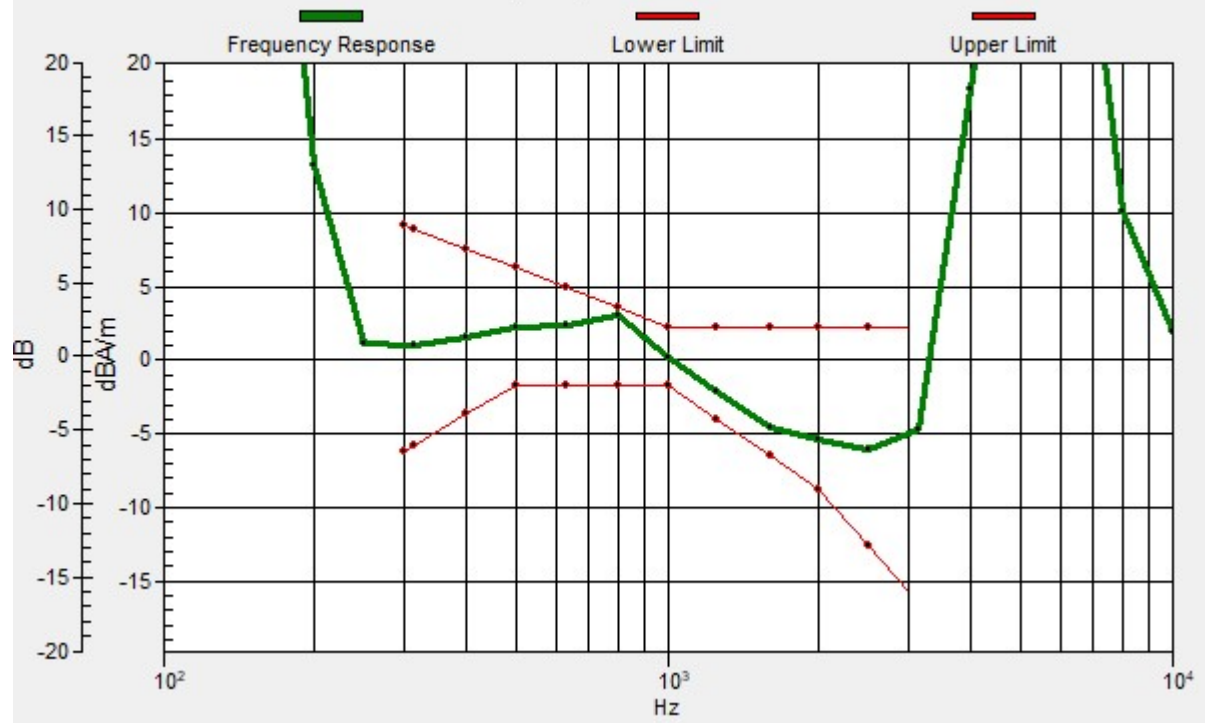
Location: 4.2, -12.5, 3.7 mm



0 dB = 289.0 = 49.22 dB

Ch9400/z (axial) wideband at best S/N/ABM Freq Resp(x,y,z,f)

Loc: 4.2, -12.5, 3.7 mm Diff: 0.51dB



3_HAC T-Coil WCDMA II_Voice_Ch9400(Y)

Communication System: UID 0, WCDMA (0); Frequency: 1880 MHz; Duty Cycle: 1:1

Medium: Air Medium parameters used: $\sigma = 0$ S/m, $\epsilon_r = 1$; $\rho = 0$ kg/m³

Ambient Temperature : 23.3 °C;

DASY5 Configuration:

- Probe: AM1DV3 - 3093; Calibrated: 2023/1/31
- Sensor-Surface: 0mm (Fix Surface)
- Electronics: DAE4 Sn1650; Calibrated: 2022/8/5
- Phantom: HAC Test Arch with AMCC; Type: SD HAC P01 BA
- Measurement SW: DASY52, Version 52.10 (4); SEMCAD X Version 14.6.14 (7501)


Ch9400/y (transversal) 4.2mm 50 x 50/ABM SNR(x,y,z) (13x13x1): Measurement grid:

dx=10mm, dy=10mm

ABM1/ABM2 = 43.11 dB

ABM1 comp = -8.56 dBA/m

Location: 0, -16.7, 3.7 mm



0 dB = 143.0 = 43.11 dB

4_HAC T-Coil WCDMA IV_Voice_Ch1413(Z)

Communication System: UID 0, WCDMA (0); Frequency: 1732.6 MHz; Duty Cycle: 1:1

Medium: Air Medium parameters used: $\sigma = 0$ S/m, $\epsilon_r = 1$; $\rho = 0$ kg/m³

Ambient Temperature : 23.3 °C;

DASY5 Configuration:

- Probe: AM1DV3 - 3093; Calibrated: 2023/1/31

- Sensor-Surface: 0mm (Fix Surface)

- Electronics: DAE4 Sn1650; Calibrated: 2022/8/5

- Phantom: HAC Test Arch with AMCC; Type: SD HAC P01 BA

- Measurement SW: DASY52, Version 52.10 (4); SEMCAD X Version 14.6.14 (7501)


Ch1413/z (axial) 4.2mm 50 x 50/ABM SNR(x,y,z) (13x13x1): Measurement grid:

dx=10mm, dy=10mm

ABM1/ABM2 = 45.50 dB

ABM1 comp = -1.68 dBA/m

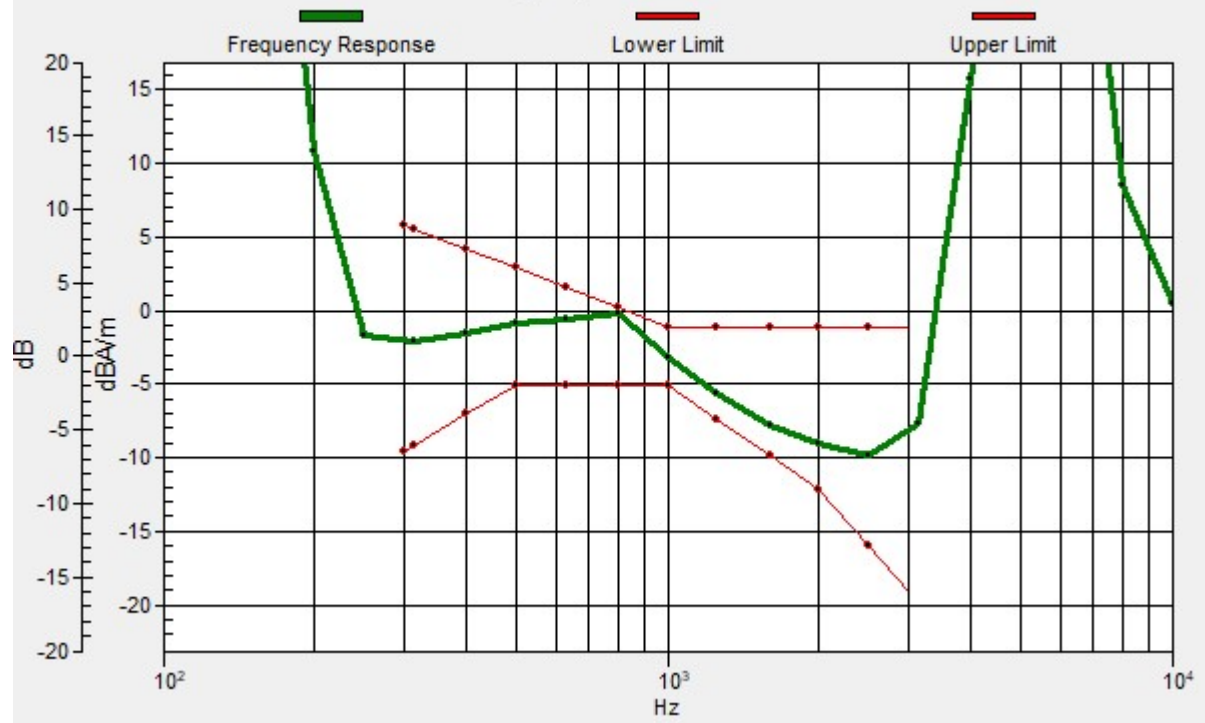
Location: 4.2, -4.2, 3.7 mm



0 dB = 188.3 = 45.50 dB

Ch1413/z (axial) wideband at best S/N/ABM Freq Resp(x,y,z,f)

Loc: 4.2, -4.2, 3.7 mm Diff: 0.34dB



4_HAC T-Coil WCDMA IV_Voice_Ch1413(Y)

Communication System: UID 0, WCDMA (0); Frequency: 1732.6 MHz; Duty Cycle: 1:1

Medium: Air Medium parameters used: $\sigma = 0$ S/m, $\epsilon_r = 1$; $\rho = 0$ kg/m³

Ambient Temperature : 23.3 °C;

DASY5 Configuration:

- Probe: AM1DV3 - 3093; Calibrated: 2023/1/31

- Sensor-Surface: 0mm (Fix Surface)

- Electronics: DAE4 Sn1650; Calibrated: 2022/8/5

- Phantom: HAC Test Arch with AMCC; Type: SD HAC P01 BA

- Measurement SW: DASY52, Version 52.10 (4); SEMCAD X Version 14.6.14 (7501)


Ch1413/y (transversal) 4.2mm 50 x 50/ABM SNR(x,y,z) (13x13x1): Measurement grid:

dx=10mm, dy=10mm

ABM1/ABM2 = 42.74 dB

ABM1 comp = -2.85 dBA/m

Location: 8.3, -4.2, 3.7 mm



0 dB = 137.1 = 42.74 dB

5_HAC T-Coil WCDMA V_Voice_Ch4182(Z)

Communication System: UID 0, WCDMA (0); Frequency: 836.4 MHz; Duty Cycle: 1:1

Medium: Air Medium parameters used: $\sigma = 0$ S/m, $\epsilon_r = 1$; $\rho = 0$ kg/m³

Ambient Temperature : 23.3 °C;

DASY5 Configuration:

- Probe: AM1DV3 - 3093; Calibrated: 2023/1/31
- Sensor-Surface: 0mm (Fix Surface)
- Electronics: DAE4 Sn1650; Calibrated: 2022/8/5
- Phantom: HAC Test Arch with AMCC; Type: SD HAC P01 BA
- Measurement SW: DASY52, Version 52.10 (4); SEMCAD X Version 14.6.14 (7501)


Ch4182/z (axial) 4.2mm 50 x 50/ABM SNR(x,y,z) (13x13x1): Measurement grid:

dx=10mm, dy=10mm

ABM1/ABM2 = 48.29 dB

ABM1 comp = 3.14 dBA/m

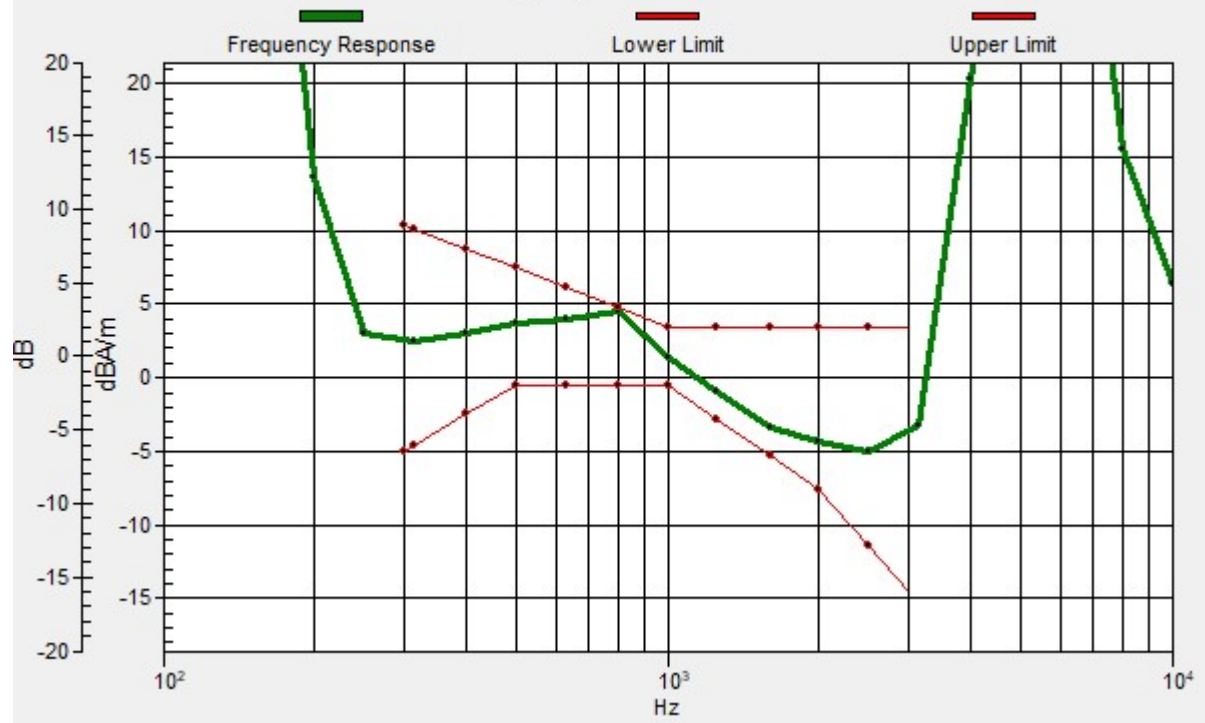
Location: 4.2, -8.3, 3.7 mm



0 dB = 259.6 = 48.29 dB

Ch4182/z (axial) wideband at best S/N/ABM Freq Resp(x,y,z,f)

Loc: 4.2, -8.3, 3.7 mm Diff: 0.21dB



5_HAC T-Coil WCDMA V_Voice_Ch4182(Y)

Communication System: UID 0, WCDMA (0); Frequency: 836.4 MHz; Duty Cycle: 1:1

Medium: Air Medium parameters used: $\sigma = 0$ S/m, $\epsilon_r = 1$; $\rho = 0$ kg/m³

Ambient Temperature : 23.3 °C;

DASY5 Configuration:

- Probe: AM1DV3 - 3093; Calibrated: 2023/1/31

- Sensor-Surface: 0mm (Fix Surface)

- Electronics: DAE4 Sn1650; Calibrated: 2022/8/5

- Phantom: HAC Test Arch with AMCC; Type: SD HAC P01 BA

- Measurement SW: DASY52, Version 52.10 (4); SEMCAD X Version 14.6.14 (7501)


Ch4182/y (transversal) 4.2mm 50 x 50/ABM SNR(x,y,z) (13x13x1): Measurement grid:

dx=10mm, dy=10mm

ABM1/ABM2 = 42.52 dB

ABM1 comp = -8.72 dBA/m

Location: 0, 0, 3.7 mm



0 dB = 133.6 = 42.52 dB

6_HAC T-Coil_LTE Band 12_10M_16QAM_1RB_0Offset_Ch23095(Z)

Communication System: UID 0, LTE-FDD (0); Frequency: 707.5 MHz;Duty Cycle: 1:1

Medium: Air Medium parameters used: $\sigma = 0$ S/m, $\epsilon_r = 1$; $\rho = 0$ kg/m³

Ambient Temperature : 23.3 °C;

DASY5 Configuration:

- Probe: AM1DV3 - 3093; Calibrated: 2023/1/31

- Sensor-Surface: 0mm (Fix Surface)

- Electronics: DAE4 Sn1650; Calibrated: 2022/8/5

- Phantom: HAC Test Arch with AMCC; Type: SD HAC P01 BA

- Measurement SW: DASY52, Version 52.10 (4); SEMCAD X Version 14.6.14 (7501)


Ch23095/z (axial) 4.2mm 50 x 50/ABM SNR(x,y,z) (13x13x1): Measurement grid:

dx=10mm, dy=10mm

ABM1/ABM2 = 43.47 dB

ABM1 comp = -4.12 dBA/m

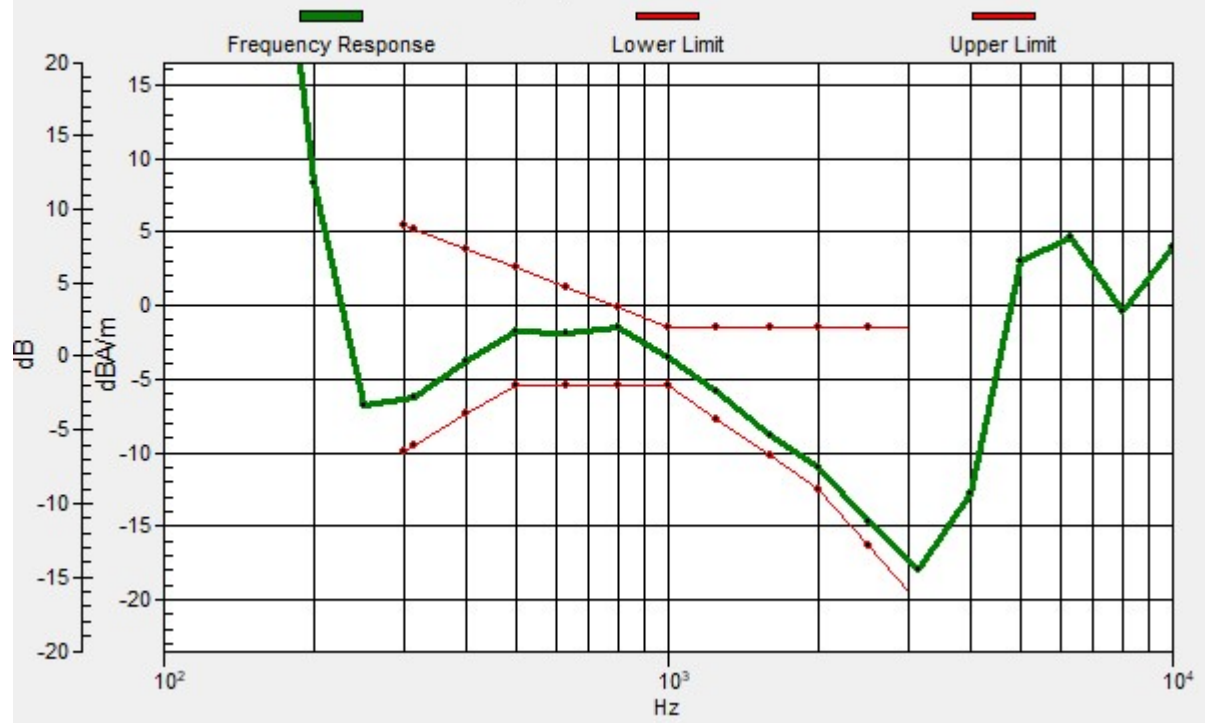
Location: 0, -8.3, 3.7 mm



0 dB = 149.1 = 43.47 dB

Ch23095/z (axial) wideband at best S/N/ABM Freq Resp(x,y,z,f)

Loc: 0, -8.3, 3.7 mm Diff: 1.29dB



6_HAC T-Coil_LTE Band 12_10M_16QAM_1RB_0Offset_Ch23095(Y)

Communication System: UID 0, LTE-FDD (0); Frequency: 707.5 MHz;Duty Cycle: 1:1

Medium: Air Medium parameters used: $\sigma = 0$ S/m, $\epsilon_r = 1$; $\rho = 0$ kg/m³

Ambient Temperature : 23.3 °C;

DASY5 Configuration:

- Probe: AM1DV3 - 3093; Calibrated: 2023/1/31

- Sensor-Surface: 0mm (Fix Surface)

- Electronics: DAE4 Sn1650; Calibrated: 2022/8/5

- Phantom: HAC Test Arch with AMCC; Type: SD HAC P01 BA

- Measurement SW: DASY52, Version 52.10 (4); SEMCAD X Version 14.6.14 (7501)


Ch23095/y (transversal) 4.2mm 50 x 50/ABM SNR(x,y,z) (13x13x1): Measurement grid:

dx=10mm, dy=10mm

ABM1/ABM2 = 34.30 dB

ABM1 comp = -10.33 dBA/m

Location: 0, -16.7, 3.7 mm



0 dB = 51.89 = 34.30 dB

7_HAC T-Coil_LTE Band 13_10M_16QAM_1RB_0Offset_Ch23230(Z)

Communication System: UID 0, LTE-FDD (0); Frequency: 782 MHz; Duty Cycle: 1:1

Medium: Air Medium parameters used: $\sigma = 0$ S/m, $\epsilon_r = 1$; $\rho = 0$ kg/m³

Ambient Temperature : 23.3 °C;

DASY5 Configuration:

- Probe: AM1DV3 - 3093; Calibrated: 2023/1/31

- Sensor-Surface: 0mm (Fix Surface)

- Electronics: DAE4 Sn1650; Calibrated: 2022/8/5

- Phantom: HAC Test Arch with AMCC; Type: SD HAC P01 BA

- Measurement SW: DASY52, Version 52.10 (4); SEMCAD X Version 14.6.14 (7501)


Ch23230/z (axial) 4.2mm 50 x 50/ABM SNR(x,y,z) (13x13x1): Measurement grid:

dx=10mm, dy=10mm

ABM1/ABM2 = 41.70 dB

ABM1 comp = -0.47 dBA/m

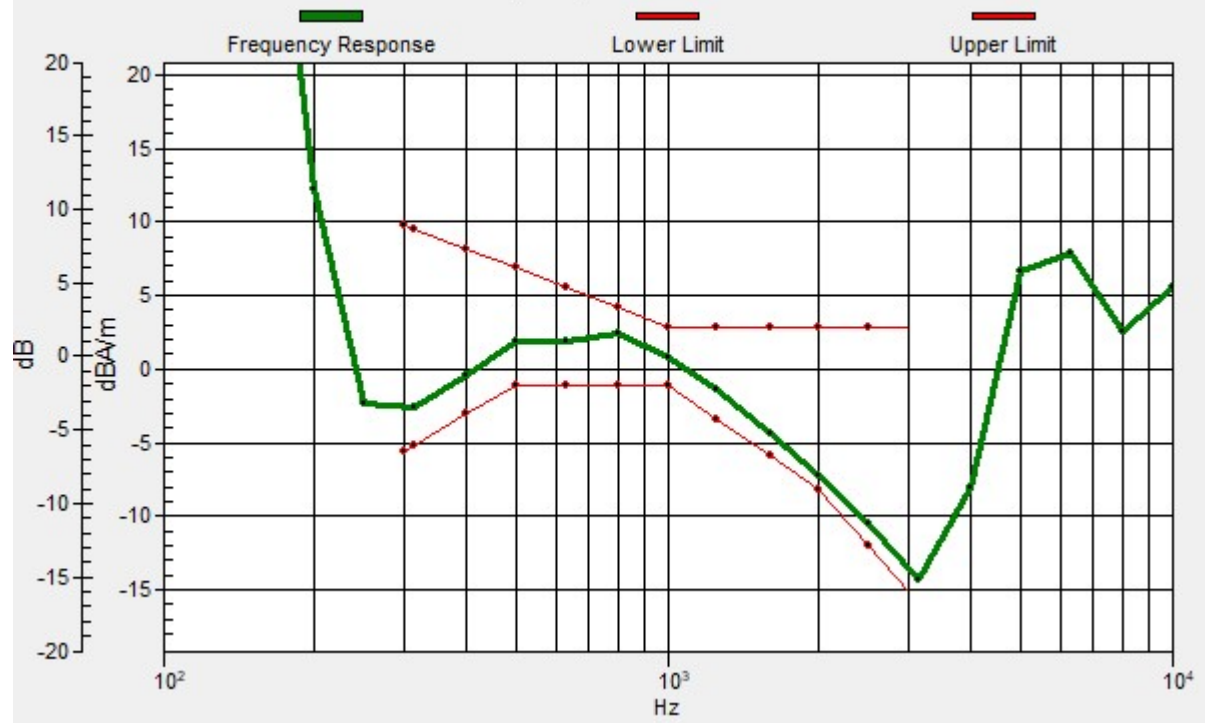
Location: 4.2, -12.5, 3.7 mm



0 dB = 121.7 = 41.70 dB

Ch23230/z (axial) wideband at best S/N/ABM Freq Resp(x,y,z,f)

Loc: 4.2, -12.5, 3.7 mm Diff: 0.88dB



7_HAC T-Coil_LTE Band 13_10M_16QAM_1RB_0Offset_Ch23230(Y)

Communication System: UID 0, LTE-FDD (0); Frequency: 782 MHz;Duty Cycle: 1:1

Medium: Air Medium parameters used: $\sigma = 0$ S/m, $\epsilon_r = 1$; $\rho = 0$ kg/m³

Ambient Temperature : 23.3 °C;

DASY5 Configuration:

- Probe: AM1DV3 - 3093; Calibrated: 2023/1/31
- Sensor-Surface: 0mm (Fix Surface)
- Electronics: DAE4 Sn1650; Calibrated: 2022/8/5
- Phantom: HAC Test Arch with AMCC; Type: SD HAC P01 BA
- Measurement SW: DASY52, Version 52.10 (4); SEMCAD X Version 14.6.14 (7501)


Ch23230/y (transversal) 4.2mm 50 x 50/ABM SNR(x,y,z) (13x13x1): Measurement grid:

dx=10mm, dy=10mm

ABM1/ABM2 = 32.00 dB

ABM1 comp = -10.96 dBA/m

Location: 0, -20.8, 3.7 mm



0 dB = 39.82 = 32.00 dB

8_HAC T-Coil_LTE Band 14_10M_16QAM_1RB_0Offset_Ch23330(Z)

Communication System: UID 0, LTE-FDD (0); Frequency: 793 MHz;Duty Cycle: 1:1

Medium: Air Medium parameters used: $\sigma = 0$ S/m, $\epsilon_r = 1$; $\rho = 0$ kg/m³

Ambient Temperature : 23.3 °C;

DASY5 Configuration:

- Probe: AM1DV3 - 3093; Calibrated: 2023/1/31

- Sensor-Surface: 0mm (Fix Surface)

- Electronics: DAE4 Sn1650; Calibrated: 2022/8/5

- Phantom: HAC Test Arch with AMCC; Type: SD HAC P01 BA

- Measurement SW: DASY52, Version 52.10 (4); SEMCAD X Version 14.6.14 (7501)


Ch23330/z (axial) 4.2mm 50 x 50/ABM SNR(x,y,z) (13x13x1): Measurement grid:

dx=10mm, dy=10mm

ABM1/ABM2 = 44.36 dB

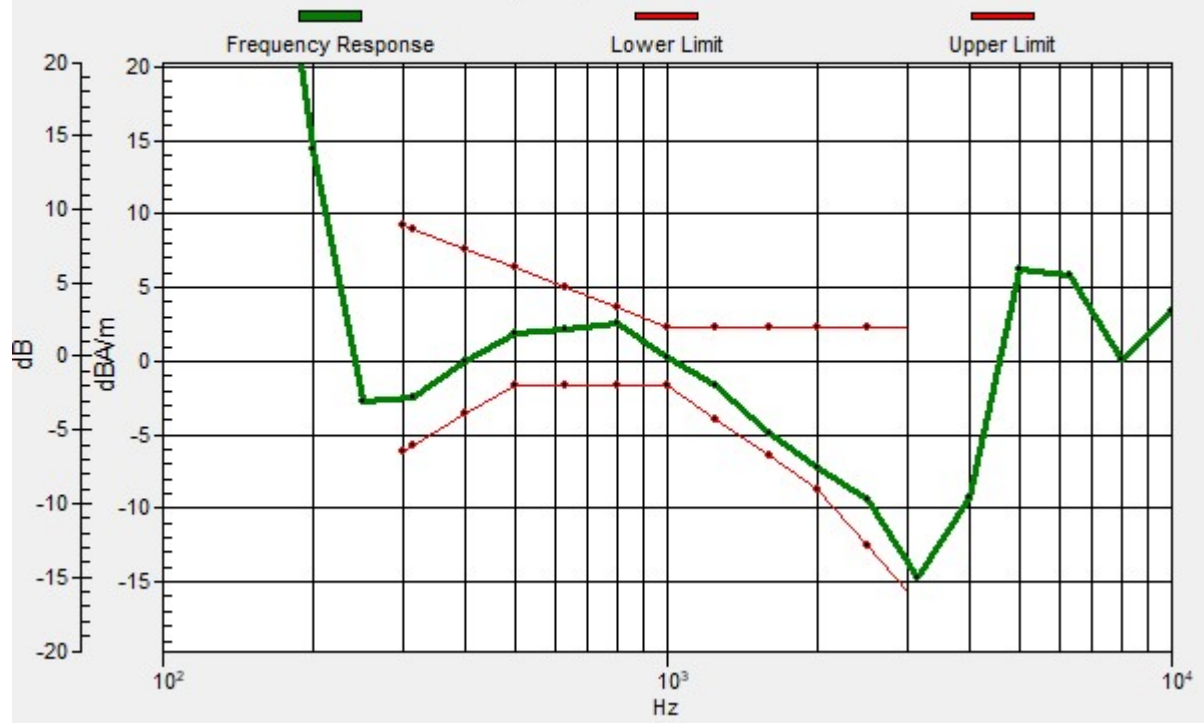
ABM1 comp = -0.50 dBA/m

Location: 4.2, -12.5, 3.7 mm



Ch23330/z (axial) wideband at best S/N/ABM Freq Resp(x,y,z,f)

Loc: 4.2, -12.5, 3.7 mm Diff: 1.06dB



8_HAC T-Coil_LTE Band 14_10M_16QAM_1RB_0Offset_Ch23330(Y)

Communication System: UID 0, LTE-FDD (0); Frequency: 793 MHz;Duty Cycle: 1:1

Medium: Air Medium parameters used: $\sigma = 0$ S/m, $\epsilon_r = 1$; $\rho = 0$ kg/m³

Ambient Temperature : 23.3 °C;

DASY5 Configuration:

- Probe: AM1DV3 - 3093; Calibrated: 2023/1/31

- Sensor-Surface: 0mm (Fix Surface)

- Electronics: DAE4 Sn1650; Calibrated: 2022/8/5

- Phantom: HAC Test Arch with AMCC; Type: SD HAC P01 BA

- Measurement SW: DASY52, Version 52.10 (4); SEMCAD X Version 14.6.14 (7501)


Ch23330/y (transversal) 4.2mm 50 x 50/ABM SNR(x,y,z) (13x13x1): Measurement grid:

dx=10mm, dy=10mm

ABM1/ABM2 = 33.58 dB

ABM1 comp = -11.14 dBA/m

Location: 0, -20.8, 3.7 mm



0 dB = 47.73 = 33.58 dB

9_HAC T-Coil_LTE Band 26_15M_16QAM_1RB_0Offset_Ch26865(Z)

Communication System: UID 0, LTE-FDD (0); Frequency: 831.5 MHz;Duty Cycle: 1:1

Medium: Air Medium parameters used: $\sigma = 0$ S/m, $\epsilon_r = 1$; $\rho = 0$ kg/m³

Ambient Temperature : 23.3 °C;

DASY5 Configuration:

- Probe: AM1DV3 - 3093; Calibrated: 2023/1/31

- Sensor-Surface: 0mm (Fix Surface)

- Electronics: DAE4 Sn1650; Calibrated: 2022/8/5

- Phantom: HAC Test Arch with AMCC; Type: SD HAC P01 BA

- Measurement SW: DASY52, Version 52.10 (4); SEMCAD X Version 14.6.14 (7501)


Ch26865/z (axial) 4.2mm 50 x 50/ABM SNR(x,y,z) (13x13x1): Measurement grid:

dx=10mm, dy=10mm

ABM1/ABM2 = 43.91 dB

ABM1 comp = -0.04 dBA/m

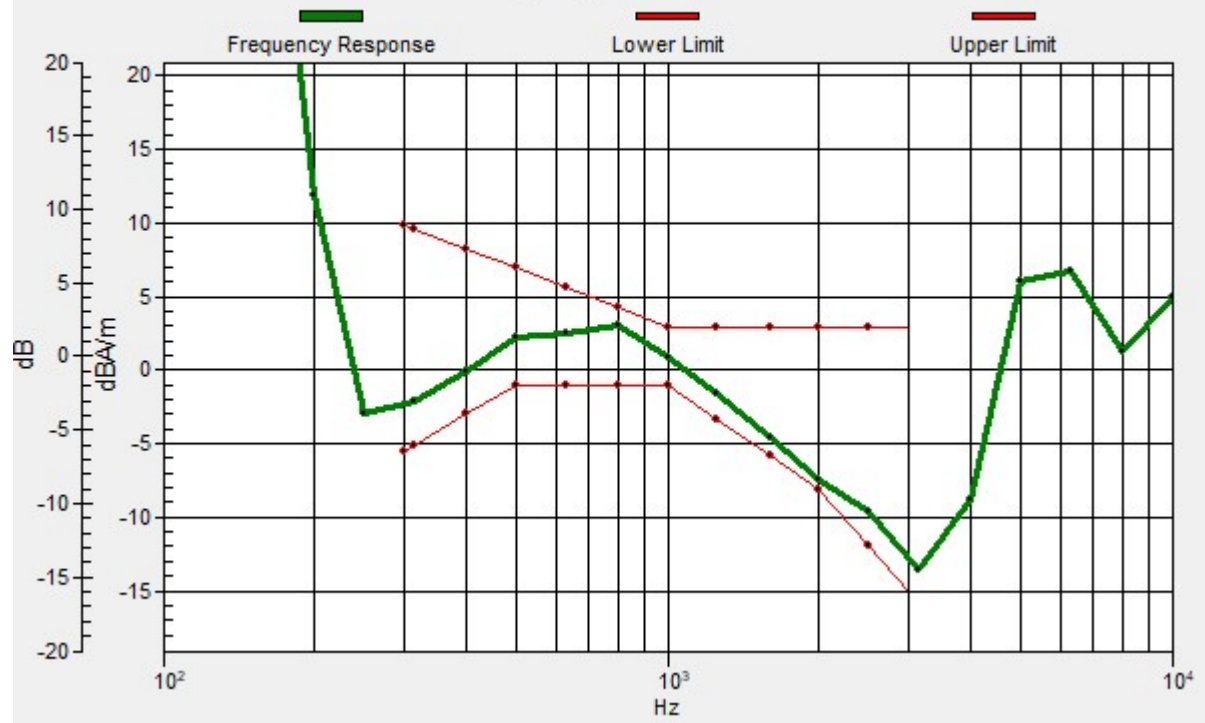
Location: 4.2, -12.5, 3.7 mm



0 dB = 156.8 = 43.91 dB

Ch26865/z (axial) wideband at best S/N/ABM Freq Resp(x,y,z,f)

Loc: 4.2, -12.5, 3.7 mm Diff: 0.6dB



9_HAC T-Coil_LTE Band 26_15M_16QAM_1RB_0Offset_Ch26865(Y)

Communication System: UID 0, LTE-FDD (0); Frequency: 831.5 MHz;Duty Cycle: 1:1

Medium: Air Medium parameters used: $\sigma = 0$ S/m, $\epsilon_r = 1$; $\rho = 0$ kg/m³

Ambient Temperature : 23.3 °C;

DASY5 Configuration:

- Probe: AM1DV3 - 3093; Calibrated: 2023/1/31

- Sensor-Surface: 0mm (Fix Surface)

- Electronics: DAE4 Sn1650; Calibrated: 2022/8/5

- Phantom: HAC Test Arch with AMCC; Type: SD HAC P01 BA

- Measurement SW: DASY52, Version 52.10 (4); SEMCAD X Version 14.6.14 (7501)


Ch26865/y (transversal) 4.2mm 50 x 50/ABM SNR(x,y,z) (13x13x1): Measurement grid:

dx=10mm, dy=10mm

ABM1/ABM2 = 36.06 dB

ABM1 comp = -10.84 dBA/m

Location: 0, -20.8, 3.7 mm



0 dB = 63.52 = 36.06 dB

10_HAC T-Coil_LTE Band 25_20M_16QAM_1RB_0Offset_Ch26340(Z)

Communication System: UID 0, LTE-FDD (0); Frequency: 1880 MHz; Duty Cycle: 1:1

Medium: Air Medium parameters used: $\sigma = 0$ S/m, $\epsilon_r = 1$; $\rho = 0$ kg/m³

Ambient Temperature : 23.3 °C;

DASY5 Configuration:

- Probe: AM1DV3 - 3093; Calibrated: 2023/1/31

- Sensor-Surface: 0mm (Fix Surface)

- Electronics: DAE4 Sn1650; Calibrated: 2022/8/5

- Phantom: HAC Test Arch with AMCC; Type: SD HAC P01 BA

- Measurement SW: DASY52, Version 52.10 (4); SEMCAD X Version 14.6.14 (7501)


Ch26340/z (axial) 4.2mm 50 x 50/ABM SNR(x,y,z) (13x13x1): Measurement grid:

dx=10mm, dy=10mm

ABM1/ABM2 = 42.89 dB

ABM1 comp = 1.86 dBA/m

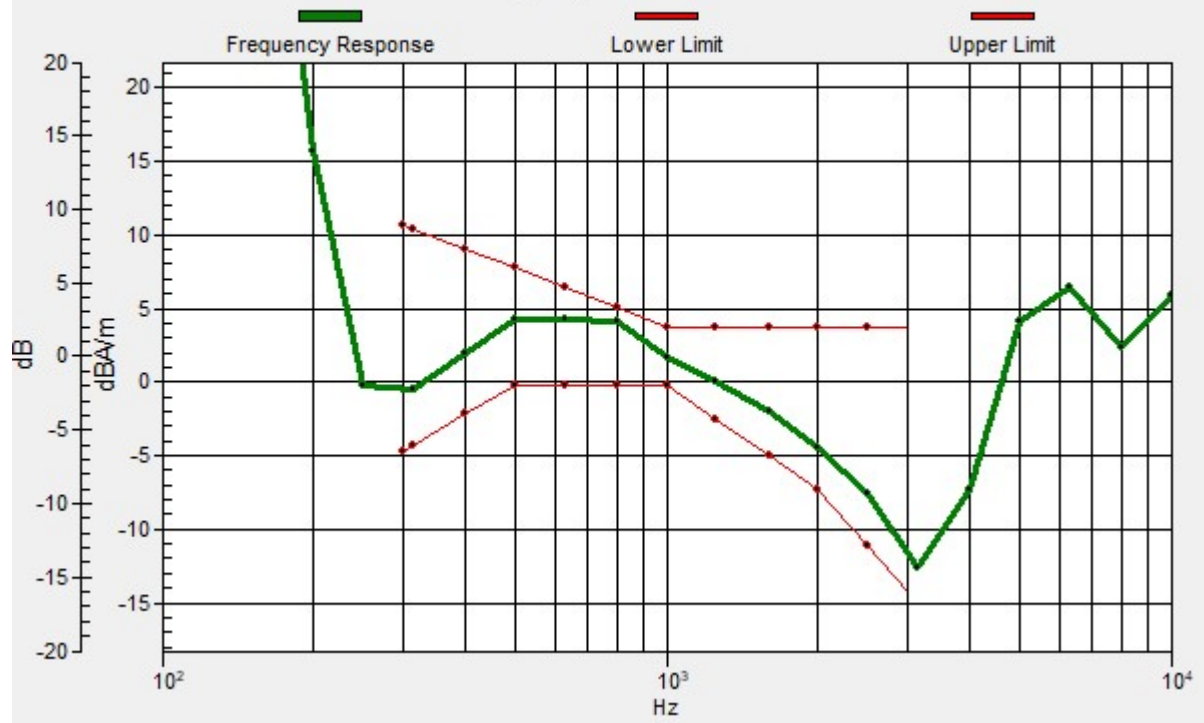
Location: 8.3, -8.3, 3.7 mm



0 dB = 139.4 = 42.89 dB

Ch26340/z (axial) wideband at best S/N/ABM Freq Resp(x,y,z,f)

Loc: 8.3, -8.3, 3.7 mm Diff: 0.91dB



10_HAC T-Coil_LTE Band 25_20M_16QAM_1RB_0Offset_Ch26340(Y)

Communication System: UID 0, LTE-FDD (0); Frequency: 1880 MHz; Duty Cycle: 1:1

Medium: Air Medium parameters used: $\sigma = 0$ S/m, $\epsilon_r = 1$; $\rho = 0$ kg/m³

Ambient Temperature : 23.3 °C;

DASY5 Configuration:

- Probe: AM1DV3 - 3093; Calibrated: 2023/1/31
- Sensor-Surface: 0mm (Fix Surface)
- Electronics: DAE4 Sn1650; Calibrated: 2022/8/5
- Phantom: HAC Test Arch with AMCC; Type: SD HAC P01 BA
- Measurement SW: DASY52, Version 52.10 (4); SEMCAD X Version 14.6.14 (7501)


Ch26340/y (transversal) 4.2mm 50 x 50/ABM SNR(x,y,z) (13x13x1): Measurement grid:

dx=10mm, dy=10mm

ABM1/ABM2 = 39.81 dB

ABM1 comp = -7.16 dBA/m

Location: 4.2, -4.2, 3.7 mm



0 dB = 97.80 = 39.81 dB

11_HAC T-Coil_LTE Band 30_10M_16QAM_1RB_0Offset_Ch27710(Z)

Communication System: UID 0, LTE-FDD (0); Frequency: 2310 MHz; Duty Cycle: 1:1

Medium: Air Medium parameters used: $\sigma = 0$ S/m, $\epsilon_r = 1$; $\rho = 0$ kg/m³

Ambient Temperature : 23.3 °C;

DASY5 Configuration:

- Probe: AM1DV3 - 3093; Calibrated: 2023/1/31

- Sensor-Surface: 0mm (Fix Surface)

- Electronics: DAE4 Sn1650; Calibrated: 2022/8/5

- Phantom: HAC Test Arch with AMCC; Type: SD HAC P01 BA

- Measurement SW: DASY52, Version 52.10 (4); SEMCAD X Version 14.6.14 (7501)


Ch27710/z (axial) 4.2mm 50 x 50/ABM SNR(x,y,z) (13x13x1): Measurement grid:

dx=10mm, dy=10mm

ABM1/ABM2 = 41.59 dB

ABM1 comp = -2.46 dBA/m

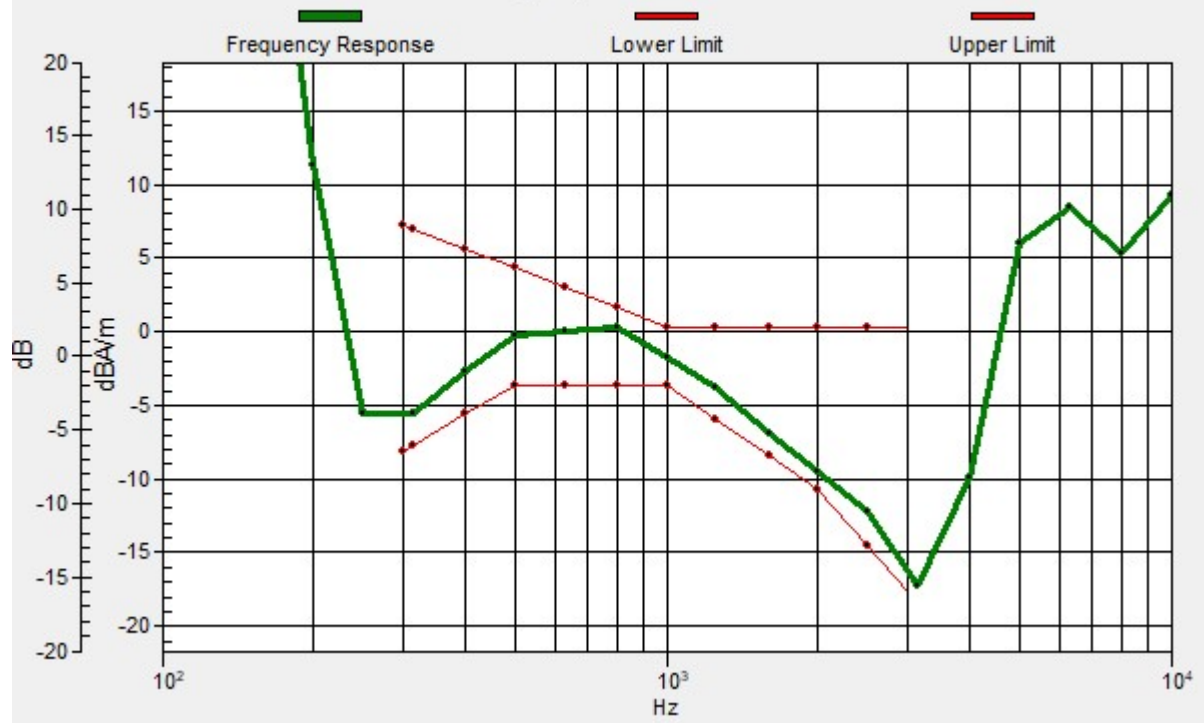
Location: 4.2, -4.2, 3.7 mm



0 dB = 120.1 = 41.59 dB

Ch27710/z (axial) wideband at best S/N/ABM Freq Resp(x,y,z,f)

Loc: 4.2, -4.2, 3.7 mm Diff: 1.17dB



11_HAC T-Coil_LTE Band 30_10M_16QAM_1RB_0Offset_Ch27710(Y)

Communication System: UID 0, LTE-FDD (0); Frequency: 2310 MHz; Duty Cycle: 1:1

Medium: Air Medium parameters used: $\sigma = 0$ S/m, $\epsilon_r = 1$; $\rho = 0$ kg/m³

Ambient Temperature : 23.3 °C;

DASY5 Configuration:

- Probe: AM1DV3 - 3093; Calibrated: 2023/1/31

- Sensor-Surface: 0mm (Fix Surface)

- Electronics: DAE4 Sn1650; Calibrated: 2022/8/5

- Phantom: HAC Test Arch with AMCC; Type: SD HAC P01 BA

- Measurement SW: DASY52, Version 52.10 (4); SEMCAD X Version 14.6.14 (7501)


Ch27710/y (transversal) 4.2mm 50 x 50/ABM SNR(x,y,z) (13x13x1): Measurement grid:

dx=10mm, dy=10mm

ABM1/ABM2 = 38.34 dB

ABM1 comp = -10.79 dBA/m

Location: 0, -4.2, 3.7 mm



0 dB = 82.57 = 38.34 dB