

### 11\_HAC T-Coil\_LTE Band 26\_15M\_16QAM\_1RB\_0Offset\_Ch26865(Y)

Communication System: UID 0, LTE-FDD (0); Frequency: 831.5 MHz;Duty Cycle: 1:1

Medium: Air Medium parameters used:  $\sigma = 0$  S/m,  $\epsilon_r = 1$ ;  $\rho = 0$  kg/m<sup>3</sup>

Ambient Temperature : 23.3 °C;

DASY5 Configuration:

- Probe: AM1DV3 - 3106; Calibrated: 2022/12/13
- Sensor-Surface: 0mm (Fix Surface)
- Electronics: DAE4 Sn1650; Calibrated: 2022/8/5
- Phantom: HAC Test Arch with AMCC; Type: SD HAC P01 BA
- Measurement SW: DASY52, Version 52.10 (4); SEMCAD X Version 14.6.14 (7501)


**Ch26865/y (transversal) 4.2mm 50 x 50/ABM SNR(x,y,z) (13x13x1):** Measurement grid:

dx=10mm, dy=10mm

ABM1/ABM2 = 35.67 dB

ABM1 comp = -4.93 dBA/m

Location: 8.3, -16.7, 3.7 mm



0 dB = 60.72 = 35.67 dB

### 12\_HAC T-Coil\_LTE Band 30\_10M\_16QAM\_1RB\_0Offset\_Ch27710(Z)

Communication System: UID 0, LTE-FDD (0); Frequency: 2310 MHz; Duty Cycle: 1:1

Medium: Air Medium parameters used:  $\sigma = 0$  S/m,  $\epsilon_r = 1$ ;  $\rho = 0$  kg/m<sup>3</sup>

Ambient Temperature : 23.3 °C;

DASY5 Configuration:

- Probe: AM1DV3 - 3106; Calibrated: 2022/12/13
- Sensor-Surface: 0mm (Fix Surface)
- Electronics: DAE4 Sn1650; Calibrated: 2022/8/5
- Phantom: HAC Test Arch with AMCC; Type: SD HAC P01 BA
- Measurement SW: DASY52, Version 52.10 (4); SEMCAD X Version 14.6.14 (7501)


**Ch27710/z (axial) 4.2mm 50 x 50/ABM SNR(x,y,z) (13x13x1):** Measurement grid:

dx=10mm, dy=10mm

ABM1/ABM2 = 40.86 dB

ABM1 comp = 4.32 dBA/m

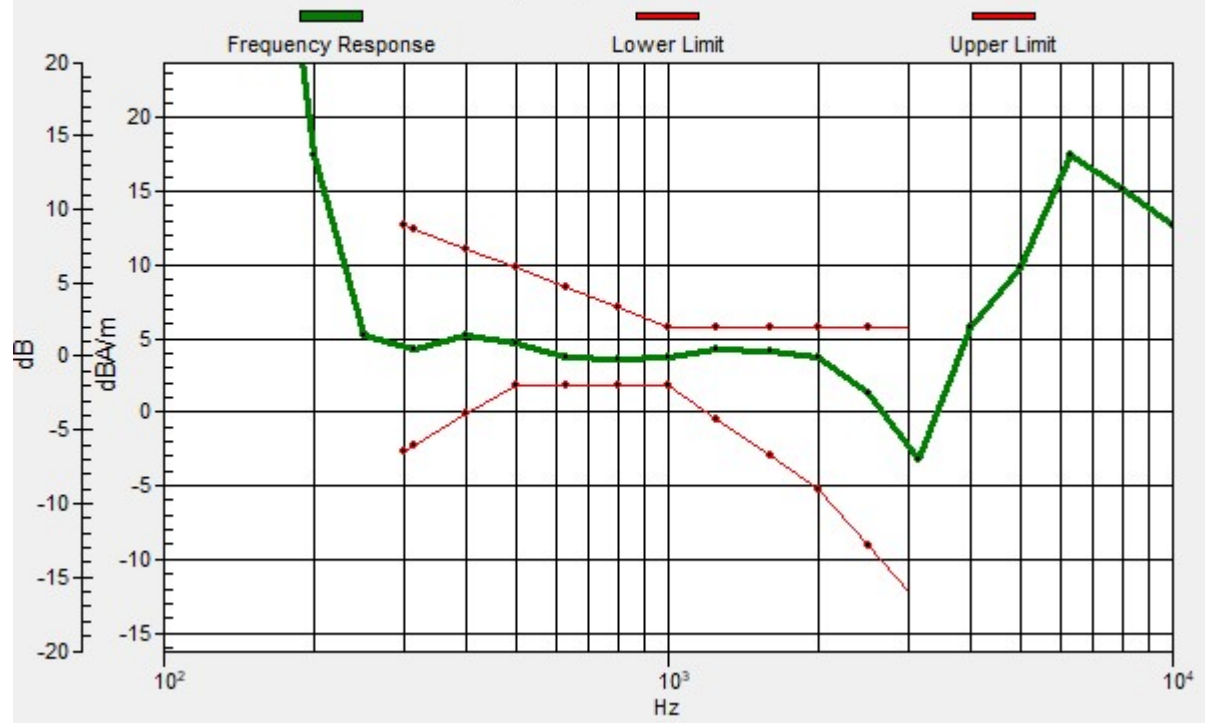
Location: 8.3, -12.5, 3.7 mm



0 dB = 110.4 = 40.86 dB

# Ch27710/z (axial) wideband at best S/N/ABM Freq Resp(x,y,z,f)

Loc: 8.3, -12.5, 3.7 mm Diff: 1.52dB



### 12\_HAC T-Coil\_LTE Band 30\_10M\_16QAM\_1RB\_0Offset\_Ch27710(Y)

Communication System: UID 0, LTE-FDD (0); Frequency: 2310 MHz;Duty Cycle: 1:1

Medium: Air Medium parameters used:  $\sigma = 0$  S/m,  $\epsilon_r = 1$ ;  $\rho = 0$  kg/m<sup>3</sup>

Ambient Temperature : 23.3 °C;

DASY5 Configuration:

- Probe: AM1DV3 - 3106; Calibrated: 2022/12/13
- Sensor-Surface: 0mm (Fix Surface)
- Electronics: DAE4 Sn1650; Calibrated: 2022/8/5
- Phantom: HAC Test Arch with AMCC; Type: SD HAC P01 BA
- Measurement SW: DASY52, Version 52.10 (4); SEMCAD X Version 14.6.14 (7501)


**Ch27710/y (transversal) 4.2mm 50 x 50/ABM SNR(x,y,z) (13x13x1):** Measurement grid:

dx=10mm, dy=10mm

ABM1/ABM2 = 33.46 dB

ABM1 comp = -5.38 dBA/m

Location: 4.2, -16.7, 3.7 mm



0 dB = 47.10 = 33.46 dB

### 13\_HAC T-Coil\_LTE Band 41\_20M\_16QAM\_1RB\_0Offset\_Ch40620(Z)

Communication System: UID 0, LTE-HPUE (0); Frequency: 2593 MHz; Duty Cycle: 1:2.33

Medium: Air Medium parameters used:  $\sigma = 0$  S/m,  $\epsilon_r = 1$ ;  $\rho = 0$  kg/m<sup>3</sup>

Ambient Temperature : 23.3 °C;

#### DASY5 Configuration:

- Probe: AM1DV3 - 3106; Calibrated: 2022/12/13
- Sensor-Surface: 0mm (Fix Surface)
- Electronics: DAE4 Sn1650; Calibrated: 2022/8/5
- Phantom: HAC Test Arch with AMCC; Type: SD HAC P01 BA
- Measurement SW: DASY52, Version 52.10 (4); SEMCAD X Version 14.6.14 (7501)


#### Ch40620/z (axial) 4.2mm 50 x 50/ABM SNR(x,y,z) (13x13x1): Measurement grid:

dx=10mm, dy=10mm

ABM1/ABM2 = 39.56 dB

ABM1 comp = 2.97 dBA/m

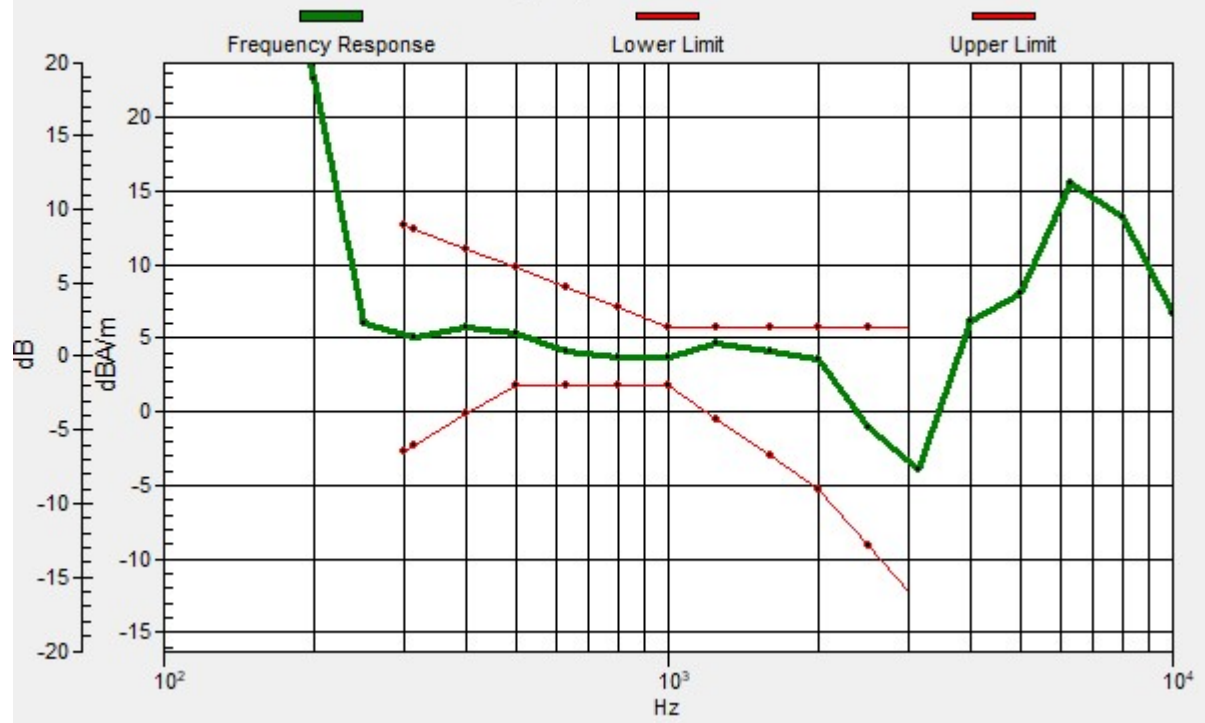
Location: 8.3, -8.3, 3.7 mm



0 dB = 95.07 = 39.56 dB

# Ch40620/z (axial) wideband at best S/N/ABM Freq Resp(x,y,z,f)

Loc: 8.3, -8.3, 3.7 mm Diff: 1.09dB



### 13\_HAC T-Coil\_LTE Band 41\_20M\_16QAM\_1RB\_0Offset\_Ch40620(Y)

Communication System: UID 0, LTE-HPUE (0); Frequency: 2593 MHz; Duty Cycle: 1:2.33

Medium: Air Medium parameters used:  $\sigma = 0$  S/m,  $\epsilon_r = 1$ ;  $\rho = 0$  kg/m<sup>3</sup>

Ambient Temperature : 23.3 °C;

DASY5 Configuration:

- Probe: AM1DV3 - 3106; Calibrated: 2022/12/13
- Sensor-Surface: 0mm (Fix Surface)
- Electronics: DAE4 Sn1650; Calibrated: 2022/8/5
- Phantom: HAC Test Arch with AMCC; Type: SD HAC P01 BA
- Measurement SW: DASY52, Version 52.10 (4); SEMCAD X Version 14.6.14 (7501)


**Ch40620/y (transversal) 4.2mm 50 x 50/ABM SNR(x,y,z) (13x13x1):** Measurement grid:

dx=10mm, dy=10mm

ABM1/ABM2 = 31.69 dB

ABM1 comp = -11.92 dBA/m

Location: 0, 0, 3.7 mm



0 dB = 38.42 = 31.69 dB

### 14\_HAC T-Coil\_LTE Band 48\_20M\_16QAM\_1RB\_0Offset\_Ch55830(Z)

Communication System: UID 0, LTE-TDD (0); Frequency: 3609 MHz; Duty Cycle: 1:1.59

Medium: Air Medium parameters used:  $\sigma = 0$  S/m,  $\epsilon_r = 1$ ;  $\rho = 0$  kg/m<sup>3</sup>

Ambient Temperature : 23.3 °C;

DASY5 Configuration:

- Probe: AM1DV3 - 3106; Calibrated: 2022/12/13
- Sensor-Surface: 0mm (Fix Surface)
- Electronics: DAE4 Sn1650; Calibrated: 2022/8/5
- Phantom: HAC Test Arch with AMCC; Type: SD HAC P01 BA
- Measurement SW: DASY52, Version 52.10 (4); SEMCAD X Version 14.6.14 (7501)


**Ch55830/z (axial) 4.2mm 50 x 50/ABM SNR(x,y,z) (13x13x1):** Measurement grid:

dx=10mm, dy=10mm

ABM1/ABM2 = 38.87 dB

ABM1 comp = 2.06 dBA/m

Location: 8.3, -8.3, 3.7 mm

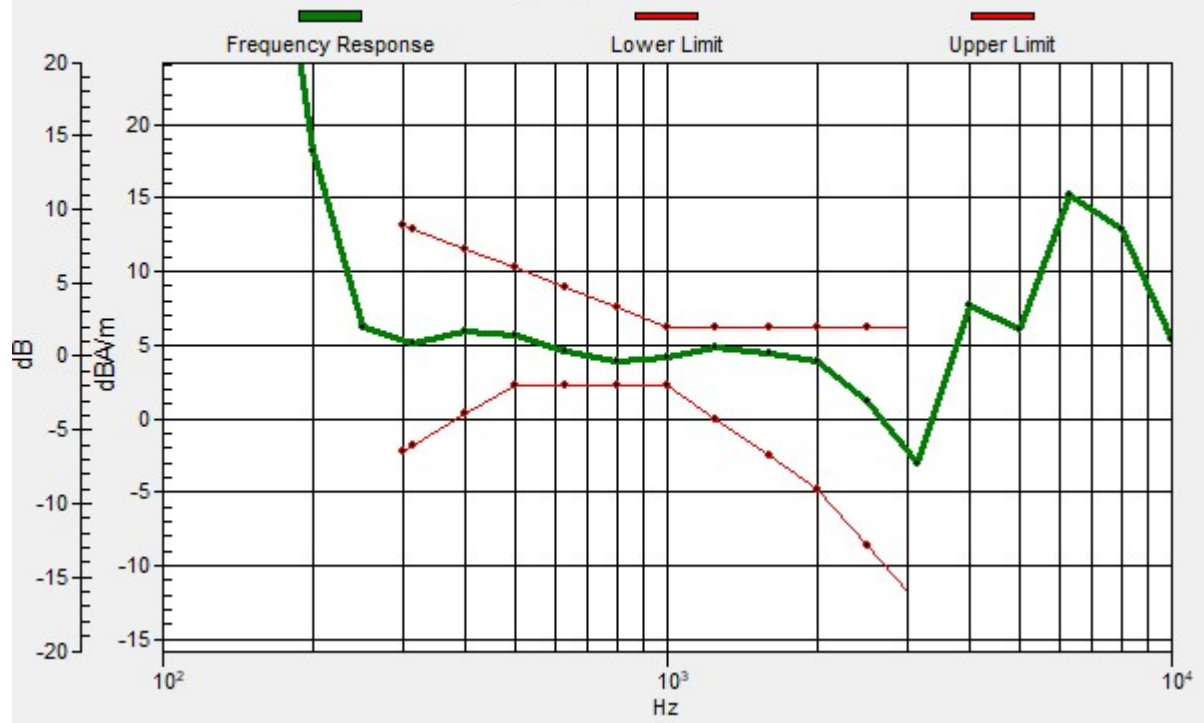


0 dB = 87.77 = 38.87 dB



# Ch55830/z (axial) wideband at best S/N/ABM Freq Resp(x,y,z,f)

Loc: 8.3, -8.3, 3.7 mm Diff: 1.43dB



### 14\_HAC T-Coil\_LTE Band 48\_20M\_16QAM\_1RB\_0Offset\_Ch55830(Y)

Communication System: UID 0, LTE-TDD (0); Frequency: 3609 MHz;Duty Cycle: 1:1.59

Medium: Air Medium parameters used:  $\sigma = 0$  S/m,  $\epsilon_r = 1$ ;  $\rho = 0$  kg/m<sup>3</sup>

Ambient Temperature : 23.3 °C;

DASY5 Configuration:

- Probe: AM1DV3 - 3106; Calibrated: 2022/12/13
- Sensor-Surface: 0mm (Fix Surface)
- Electronics: DAE4 Sn1650; Calibrated: 2022/8/5
- Phantom: HAC Test Arch with AMCC; Type: SD HAC P01 BA
- Measurement SW: DASY52, Version 52.10 (4); SEMCAD X Version 14.6.14 (7501)


**Ch55830/y (transversal) 4.2mm 50 x 50/ABM SNR(x,y,z) (13x13x1):** Measurement grid:

dx=10mm, dy=10mm

ABM1/ABM2 = 33.52 dB

ABM1 comp = -8.50 dBA/m

Location: 0, -16.7, 3.7 mm



0 dB = 47.42 = 33.52 dB

### 15\_HAC T-Coil\_LTE Band 66\_20M\_16QAM\_1RB\_0Offset\_Ch132322(Z)

Communication System: UID 0, LTE-FDD (0); Frequency: 1745 MHz;Duty Cycle: 1:1

Medium: Air Medium parameters used:  $\sigma = 0$  S/m,  $\epsilon_r = 1$ ;  $\rho = 0$  kg/m<sup>3</sup>

Ambient Temperature : 23.3 °C;

DASY5 Configuration:

- Probe: AM1DV3 - 3106; Calibrated: 2022/12/13
- Sensor-Surface: 0mm (Fix Surface)
- Electronics: DAE4 Sn1650; Calibrated: 2022/8/5
- Phantom: HAC Test Arch with AMCC; Type: SD HAC P01 BA
- Measurement SW: DASY52, Version 52.10 (4); SEMCAD X Version 14.6.14 (7501)


**Ch132322/z (axial) 4.2mm 50 x 50/ABM SNR(x,y,z) (13x13x1):** Measurement grid:

dx=10mm, dy=10mm

ABM1/ABM2 = 39.96 dB

ABM1 comp = 0.55 dBA/m

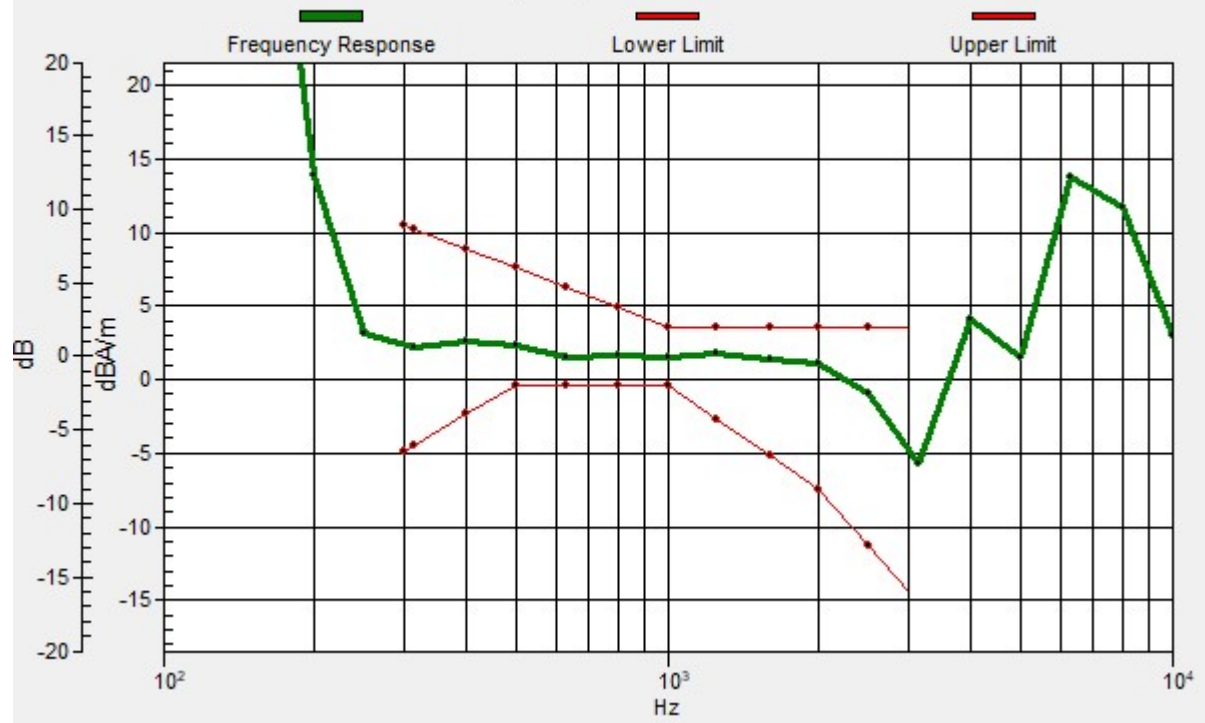
Location: 4.2, -12.5, 3.7 mm



0 dB = 99.51 = 39.96 dB

# Ch132322/z (axial) wideband at best S/N/ABM Freq Resp(x,y,z,f)

Loc: 4.2, -12.5, 3.7 mm Diff: 1.74dB



**15\_HAC T-Coil\_LTE Band 66\_20M\_16QAM\_1RB\_0Offset\_Ch132322(Y)**

Communication System: UID 0, LTE-FDD (0); Frequency: 1745 MHz;Duty Cycle: 1:1

Medium: Air Medium parameters used:  $\sigma = 0$  S/m,  $\epsilon_r = 1$ ;  $\rho = 0$  kg/m<sup>3</sup>

Ambient Temperature : 23.3 °C;

DASY5 Configuration:

- Probe: AM1DV3 - 3106; Calibrated: 2022/12/13
- Sensor-Surface: 0mm (Fix Surface)
- Electronics: DAE4 Sn1650; Calibrated: 2022/8/5
- Phantom: HAC Test Arch with AMCC; Type: SD HAC P01 BA
- Measurement SW: DASY52, Version 52.10 (4); SEMCAD X Version 14.6.14 (7501)


**Ch132322/y (transversal) 4.2mm 50 x 50/ABM SNR(x,y,z) (13x13x1):** Measurement

grid: dx=10mm, dy=10mm

ABM1/ABM2 = 34.23 dB

ABM1 comp = -6.81 dBA/m

Location: 4.2, 0, 3.7 mm



0 dB = 51.45 = 34.23 dB

### 16\_HAC T-Coil\_LTE Band 71\_20M\_16QAM\_1RB\_0Offset\_Ch133322(Z)

Communication System: UID 0, LTE-FDD (0); Frequency: 683 MHz;Duty Cycle: 1:1

Medium: Air Medium parameters used:  $\sigma = 0$  S/m,  $\epsilon_r = 1$ ;  $\rho = 0$  kg/m<sup>3</sup>

Ambient Temperature : 23.3 °C;

DASY5 Configuration:

- Probe: AM1DV3 - 3106; Calibrated: 2022/12/13
- Sensor-Surface: 0mm (Fix Surface)
- Electronics: DAE4 Sn1650; Calibrated: 2022/8/5
- Phantom: HAC Test Arch with AMCC; Type: SD HAC P01 BA
- Measurement SW: DASY52, Version 52.10 (4); SEMCAD X Version 14.6.14 (7501)


**Ch133322/z (axial) 4.2mm 50 x 50/ABM SNR(x,y,z) (13x13x1):** Measurement grid:

dx=10mm, dy=10mm

ABM1/ABM2 = 38.34 dB

ABM1 comp = -1.67 dBA/m

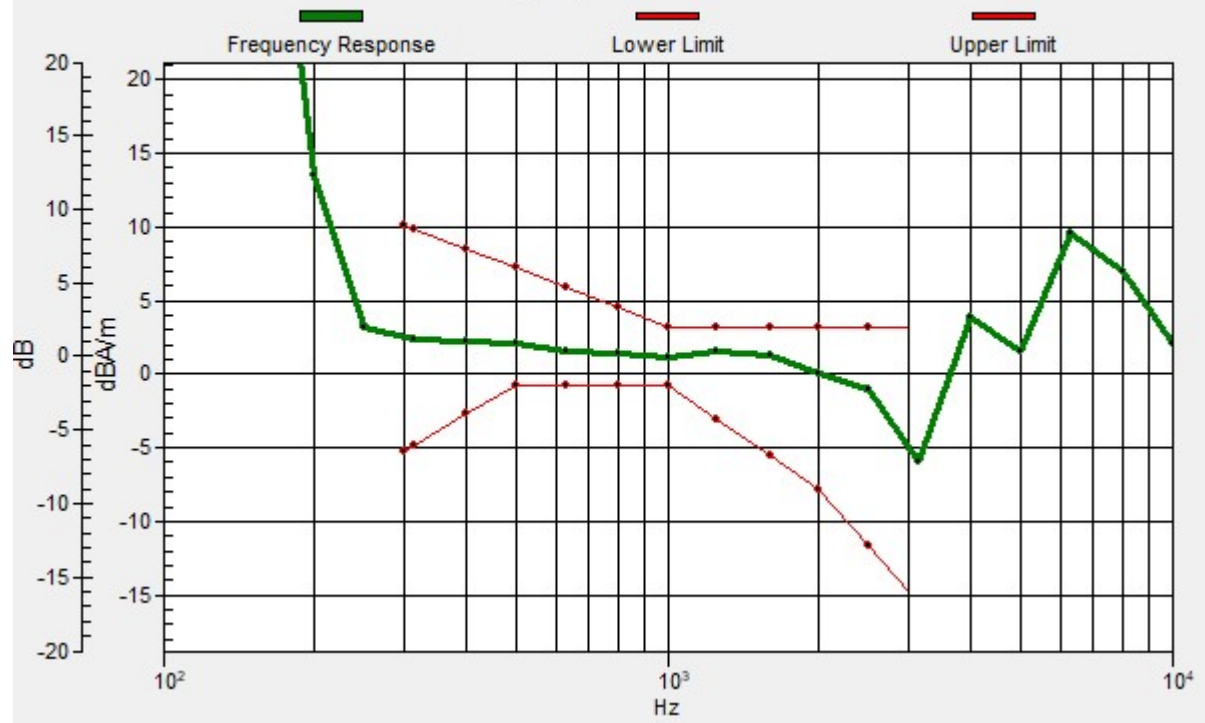
Location: 4.2, -8.3, 3.7 mm



0 dB = 82.60 = 38.34 dB

# Ch133322/z (axial) wideband at best S/N/ABM Freq Resp(x,y,z,f)

Loc: 4.2, -8.3, 3.7 mm Diff: 1.61dB



### 16\_HAC T-Coil\_LTE Band 71\_20M\_16QAM\_1RB\_0Offset\_Ch133322(Y)

Communication System: UID 0, LTE-FDD (0); Frequency: 683 MHz;Duty Cycle: 1:1

Medium: Air Medium parameters used:  $\sigma = 0$  S/m,  $\epsilon_r = 1$ ;  $\rho = 0$  kg/m<sup>3</sup>

Ambient Temperature : 23.3 °C;

DASY5 Configuration:

- Probe: AM1DV3 - 3106; Calibrated: 2022/12/13
- Sensor-Surface: 0mm (Fix Surface)
- Electronics: DAE4 Sn1650; Calibrated: 2022/8/5
- Phantom: HAC Test Arch with AMCC; Type: SD HAC P01 BA
- Measurement SW: DASY52, Version 52.10 (4); SEMCAD X Version 14.6.14 (7501)


### Ch133322/y (transversal) 4.2mm 50 x 50/ABM SNR(x,y,z) (13x13x1): Measurement

grid: dx=10mm, dy=10mm

ABM1/ABM2 = 33.30 dB

ABM1 comp = -7.55 dBA/m

Location: 4.2, -16.7, 3.7 mm



0 dB = 46.25 = 33.30 dB



### 17\_HAC T-Coil\_WLAN2.4G\_802.11b 1Mbps\_Ch6(Z)

Communication System: UID 0, WLAN2.4GHz (0); Frequency: 2437 MHz; Duty Cycle: 1:1

Medium: Air Medium parameters used:  $\sigma = 0$  S/m,  $\epsilon_r = 1$ ;  $\rho = 0$  kg/m<sup>3</sup>

Ambient Temperature : 23.3 °C;

DASY5 Configuration:


- Probe: AM1DV3 - 3106; Calibrated: 2022/12/13
- Sensor-Surface: 0mm (Fix Surface)
- Electronics: DAE4 Sn1650; Calibrated: 2022/8/5
- Phantom: HAC Test Arch with AMCC; Type: SD HAC P01 BA
- Measurement SW: DASY52, Version 52.10 (4); SEMCAD X Version 14.6.14 (7501)

**Ch6/z (axial) 4.2mm 50 x 50/ABM SNR(x,y,z) (13x13x1):** Measurement grid: dx=10mm, dy=10mm

ABM1/ABM2 = 41.98 dB

ABM1 comp = 0.80 dBA/m

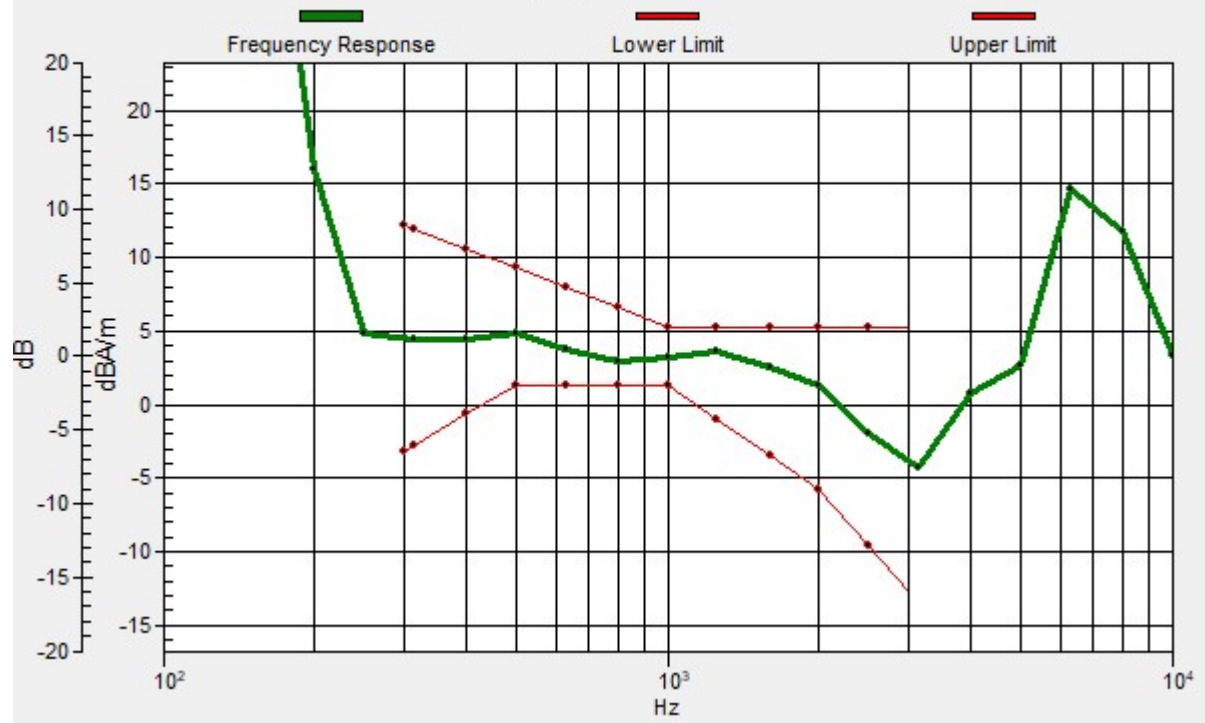
Location: 8.3, -8.3, 3.7 mm



0 dB = 125.7 = 41.98 dB

# Ch6/z (axial) wideband at best S/N/ABM Freq Resp(x,y,z,f)

Loc: 8.3, -8.3, 3.7 mm Diff: 1.6dB



### 17\_HAC T-Coil\_WLAN2.4G\_802.11b 1Mbps\_Ch6(Y)

Communication System: UID 0, WLAN2.4GHz (0); Frequency: 2437 MHz;Duty Cycle: 1:1

Medium: Air Medium parameters used:  $\sigma = 0$  S/m,  $\epsilon_r = 1$ ;  $\rho = 0$  kg/m<sup>3</sup>

Ambient Temperature : 23.3 °C;

DASY5 Configuration:

- Probe: AM1DV3 - 3106; Calibrated: 2022/12/13
- Sensor-Surface: 0mm (Fix Surface)
- Electronics: DAE4 Sn1650; Calibrated: 2022/8/5
- Phantom: HAC Test Arch with AMCC; Type: SD HAC P01 BA
- Measurement SW: DASY52, Version 52.10 (4); SEMCAD X Version 14.6.14 (7501)


**Ch6/y (transversal) 4.2mm 50 x 50/ABM SNR(x,y,z) (13x13x1):** Measurement grid:

dx=10mm, dy=10mm

ABM1/ABM2 = 35.13 dB

ABM1 comp = -11.69 dBA/m

Location: 4.2, -16.7, 3.7 mm



0 dB = 57.06 = 35.13 dB

### 18\_HAC T-Coil\_WLAN 5GHz\_802.11a 6Mbps\_Ch40(Z)

Communication System: UID 0, WLAN5GHz (0); Frequency: 5200 MHz;Duty Cycle: 1:1

Medium: Air Medium parameters used:  $\sigma = 0$  S/m,  $\epsilon_r = 1$ ;  $\rho = 0$  kg/m<sup>3</sup>

Ambient Temperature : 23.3 °C;

DASY5 Configuration:


- Probe: AM1DV3 - 3106; Calibrated: 2022/12/13
- Sensor-Surface: 0mm (Fix Surface)
- Electronics: DAE4 Sn1650; Calibrated: 2022/8/5
- Phantom: HAC Test Arch with AMCC; Type: SD HAC P01 BA
- Measurement SW: DASY52, Version 52.10 (4); SEMCAD X Version 14.6.14 (7501)

**Ch40/z (axial) 4.2mm 50 x 50/ABM SNR(x,y,z) (13x13x1):** Measurement grid: dx=10mm, dy=10mm

ABM1/ABM2 = 38.62 dB

ABM1 comp = -0.95 dBA/m

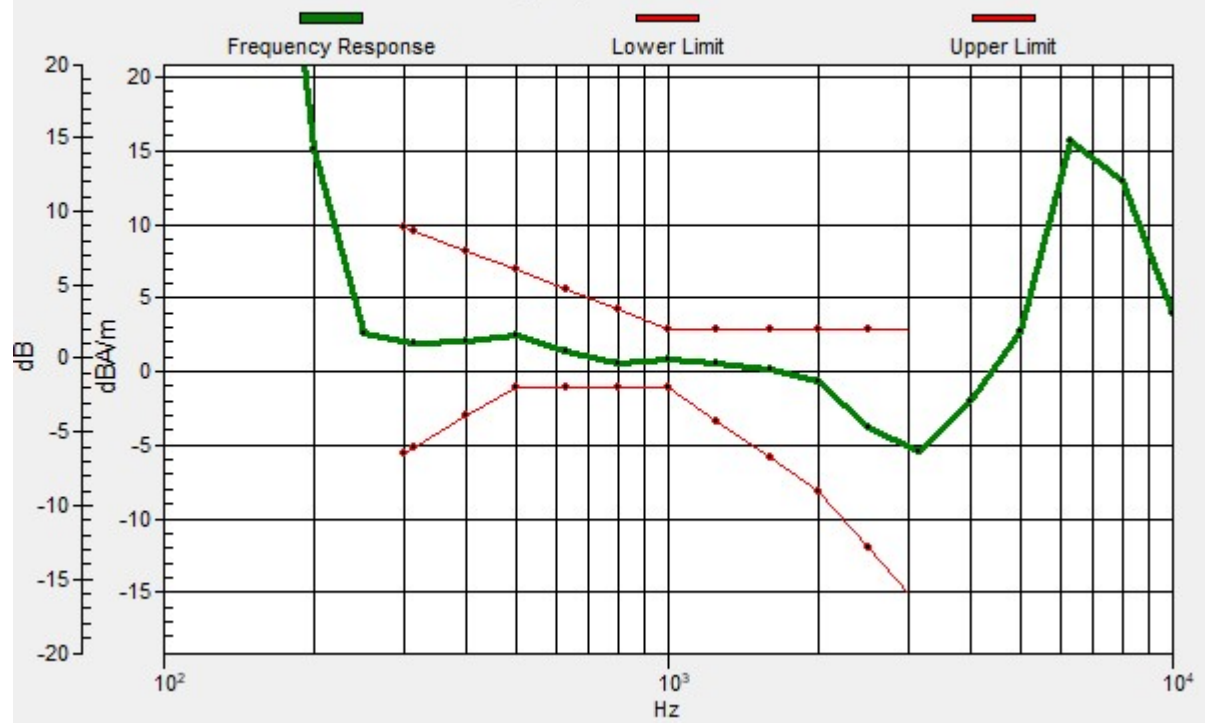
Location: 8.3, -8.3, 3.7 mm



0 dB = 85.30 = 38.62 dB

# Ch40/z (axial) wideband at best S/N/ABM Freq Resp(x,y,z,f)

Loc: 8.3, -8.3, 3.7 mm Diff: 1.64dB



### 18\_HAC T-Coil\_WLAN 5GHz\_802.11a 6Mbps\_Ch40(Y)

Communication System: UID 0, WLAN5GHz (0); Frequency: 5200 MHz;Duty Cycle: 1:1

Medium: Air Medium parameters used:  $\sigma = 0$  S/m,  $\epsilon_r = 1$ ;  $\rho = 0$  kg/m<sup>3</sup>

Ambient Temperature : 23.3 °C;

DASY5 Configuration:

- Probe: AM1DV3 - 3106; Calibrated: 2022/12/13
- Sensor-Surface: 0mm (Fix Surface)
- Electronics: DAE4 Sn1650; Calibrated: 2022/8/5
- Phantom: HAC Test Arch with AMCC; Type: SD HAC P01 BA
- Measurement SW: DASY52, Version 52.10 (4); SEMCAD X Version 14.6.14 (7501)


**Ch40/y (transversal) 4.2mm 50 x 50/ABM SNR(x,y,z) (13x13x1):** Measurement grid:

dx=10mm, dy=10mm

ABM1/ABM2 = 32.17 dB

ABM1 comp = -8.87 dBA/m

Location: 4.2, -4.2, 3.7 mm



0 dB = 40.59 = 32.17 dB

### 19\_HAC T-Coil\_WLAN 5GHz\_802.11a 6Mbps\_Ch60(Z)

Communication System: UID 0, WLAN5GHz (0); Frequency: 5300 MHz;Duty Cycle: 1:1

Medium: Air Medium parameters used:  $\sigma = 0$  S/m,  $\epsilon_r = 1$ ;  $\rho = 0$  kg/m<sup>3</sup>

Ambient Temperature : 23.3 °C;

DASY5 Configuration:


- Probe: AM1DV3 - 3106; Calibrated: 2022/12/13
- Sensor-Surface: 0mm (Fix Surface)
- Electronics: DAE4 Sn1650; Calibrated: 2022/8/5
- Phantom: HAC Test Arch with AMCC; Type: SD HAC P01 BA
- Measurement SW: DASY52, Version 52.10 (4); SEMCAD X Version 14.6.14 (7501)

**Ch60/z (axial) 4.2mm 50 x 50/ABM SNR(x,y,z) (13x13x1):** Measurement grid: dx=10mm, dy=10mm

ABM1/ABM2 = 40.85 dB

ABM1 comp = 2.37 dBA/m

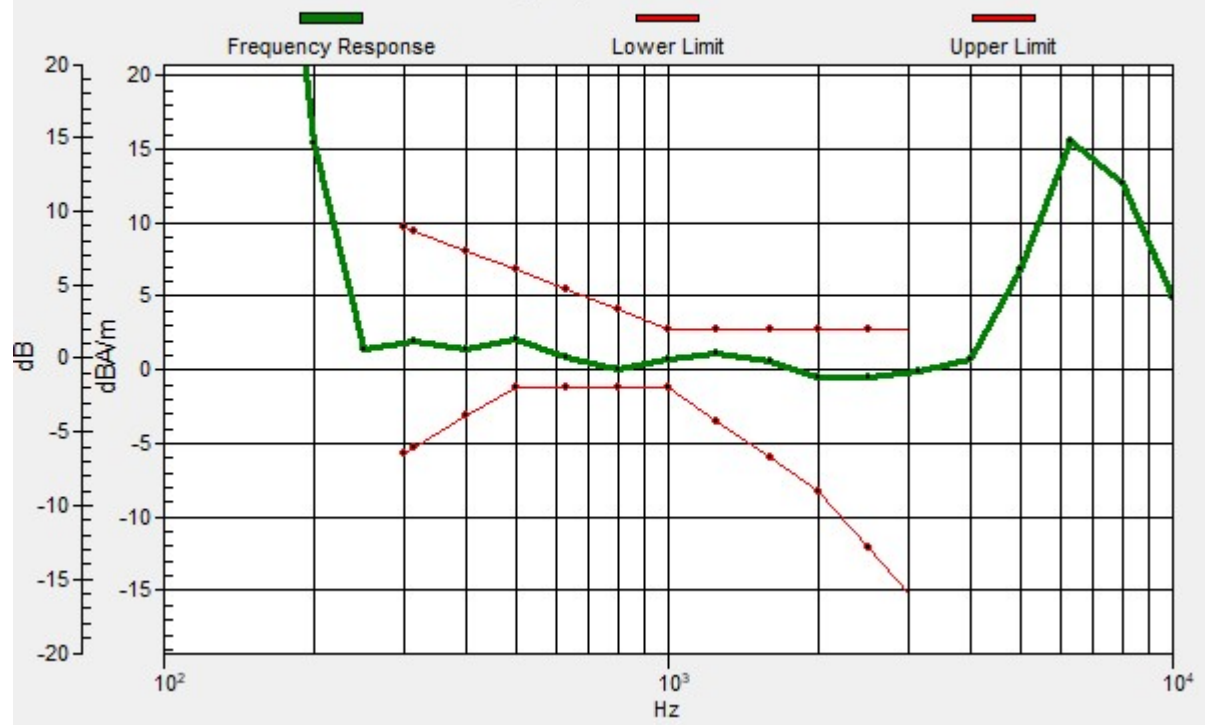
Location: 8.3, -8.3, 3.7 mm



0 dB = 110.3 = 40.85 dB

# Ch60/z (axial) wideband at best S/N/ABM Freq Resp(x,y,z,f)

Loc: 8.3, -8.3, 3.7 mm Diff: 1.26dB





### 19\_HAC T-Coil\_WLAN 5GHz\_802.11a 6Mbps\_Ch60(Y)

Communication System: UID 0, WLAN5GHz (0); Frequency: 5300 MHz;Duty Cycle: 1:1

Medium: Air Medium parameters used:  $\sigma = 0$  S/m,  $\epsilon_r = 1$ ;  $\rho = 0$  kg/m<sup>3</sup>

Ambient Temperature : 23.3 °C;

DASY5 Configuration:

- Probe: AM1DV3 - 3106; Calibrated: 2022/12/13
- Sensor-Surface: 0mm (Fix Surface)
- Electronics: DAE4 Sn1650; Calibrated: 2022/8/5
- Phantom: HAC Test Arch with AMCC; Type: SD HAC P01 BA
- Measurement SW: DASY52, Version 52.10 (4); SEMCAD X Version 14.6.14 (7501)


**Ch60/y (transversal) 4.2mm 50 x 50/ABM SNR(x,y,z) (13x13x1):** Measurement grid:

dx=10mm, dy=10mm

ABM1/ABM2 = 35.85 dB

ABM1 comp = -3.87 dBA/m

Location: 8.3, -16.7, 3.7 mm



0 dB = 62.05 = 35.85 dB

### 20\_HAC T-Coil\_WLAN 5GHz\_802.11a 6Mbps\_Ch116(Z)

Communication System: UID 0, WLAN5GHz (0); Frequency: 5580 MHz; Duty Cycle: 1:1

Medium: Air Medium parameters used:  $\sigma = 0$  S/m,  $\epsilon_r = 1$ ;  $\rho = 0$  kg/m<sup>3</sup>

Ambient Temperature : 23.3 °C;

DASY5 Configuration:

- Probe: AM1DV3 - 3106; Calibrated: 2022/12/13
- Sensor-Surface: 0mm (Fix Surface)
- Electronics: DAE4 Sn1650; Calibrated: 2022/8/5
- Phantom: HAC Test Arch with AMCC; Type: SD HAC P01 BA
- Measurement SW: DASY52, Version 52.10 (4); SEMCAD X Version 14.6.14 (7501)


**Ch116/z (axial) 4.2mm 50 x 50/ABM SNR(x,y,z) (13x13x1):** Measurement grid:

dx=10mm, dy=10mm

ABM1/ABM2 = 35.04 dB

ABM1 comp = -3.77 dBA/m

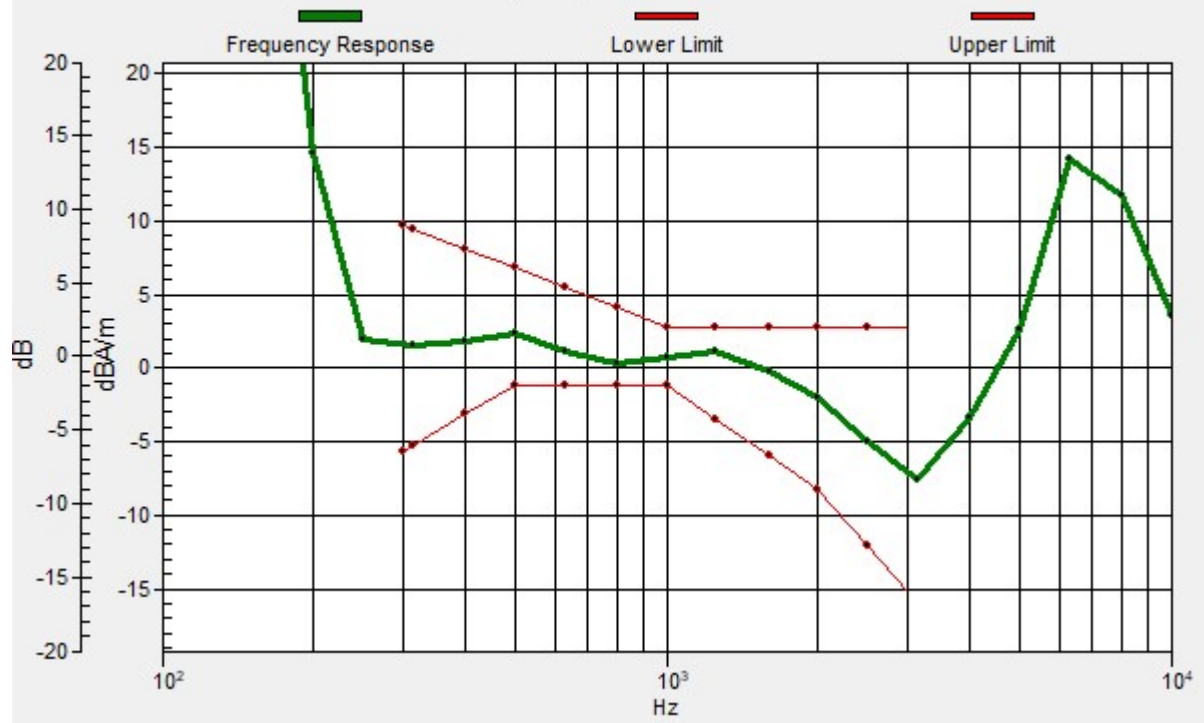
Location: 4.2, -12.5, 3.7 mm



0 dB = 56.51 = 35.04 dB

# Ch116/z (axial) wideband at best S/N/ABM Freq Resp(x,y,z,f)

Loc: 4.2, -12.5, 3.7 mm Diff: 1.48dB



### 20\_HAC T-Coil\_WLAN 5GHz\_802.11a 6Mbps\_Ch116(Y)

Communication System: UID 0, WLAN5GHz (0); Frequency: 5580 MHz;Duty Cycle: 1:1

Medium: Air Medium parameters used:  $\sigma = 0$  S/m,  $\epsilon_r = 1$ ;  $\rho = 0$  kg/m<sup>3</sup>

Ambient Temperature : 23.3 °C;

DASY5 Configuration:

- Probe: AM1DV3 - 3106; Calibrated: 2022/12/13
- Sensor-Surface: 0mm (Fix Surface)
- Electronics: DAE4 Sn1650; Calibrated: 2022/8/5
- Phantom: HAC Test Arch with AMCC; Type: SD HAC P01 BA
- Measurement SW: DASY52, Version 52.10 (4); SEMCAD X Version 14.6.14 (7501)


**Ch116/y (transversal) 4.2mm 50 x 50/ABM SNR(x,y,z) (13x13x1):** Measurement grid:

dx=10mm, dy=10mm

ABM1/ABM2 = 33.16 dB

ABM1 comp = -9.07 dBA/m

Location: 4.2, -16.7, 3.7 mm



0 dB = 45.50 = 33.16 dB

### 21\_HAC T-Coil\_WLAN 5GHz\_802.11a 6Mbps\_Ch157(Z)

Communication System: UID 0, WLAN5GHz (0); Frequency: 5785 MHz;Duty Cycle: 1:1

Medium: Air Medium parameters used:  $\sigma = 0$  S/m,  $\epsilon_r = 1$ ;  $\rho = 0$  kg/m<sup>3</sup>

Ambient Temperature : 23.3 °C;

DASY5 Configuration:

- Probe: AM1DV3 - 3106; Calibrated: 2022/12/13
- Sensor-Surface: 0mm (Fix Surface)
- Electronics: DAE4 Sn1650; Calibrated: 2022/8/5
- Phantom: HAC Test Arch with AMCC; Type: SD HAC P01 BA
- Measurement SW: DASY52, Version 52.10 (4); SEMCAD X Version 14.6.14 (7501)


**Ch157/z (axial) 4.2mm 50 x 50/ABM SNR(x,y,z) (13x13x1):** Measurement grid:

dx=10mm, dy=10mm

ABM1/ABM2 = 35.85 dB

ABM1 comp = -3.99 dBA/m

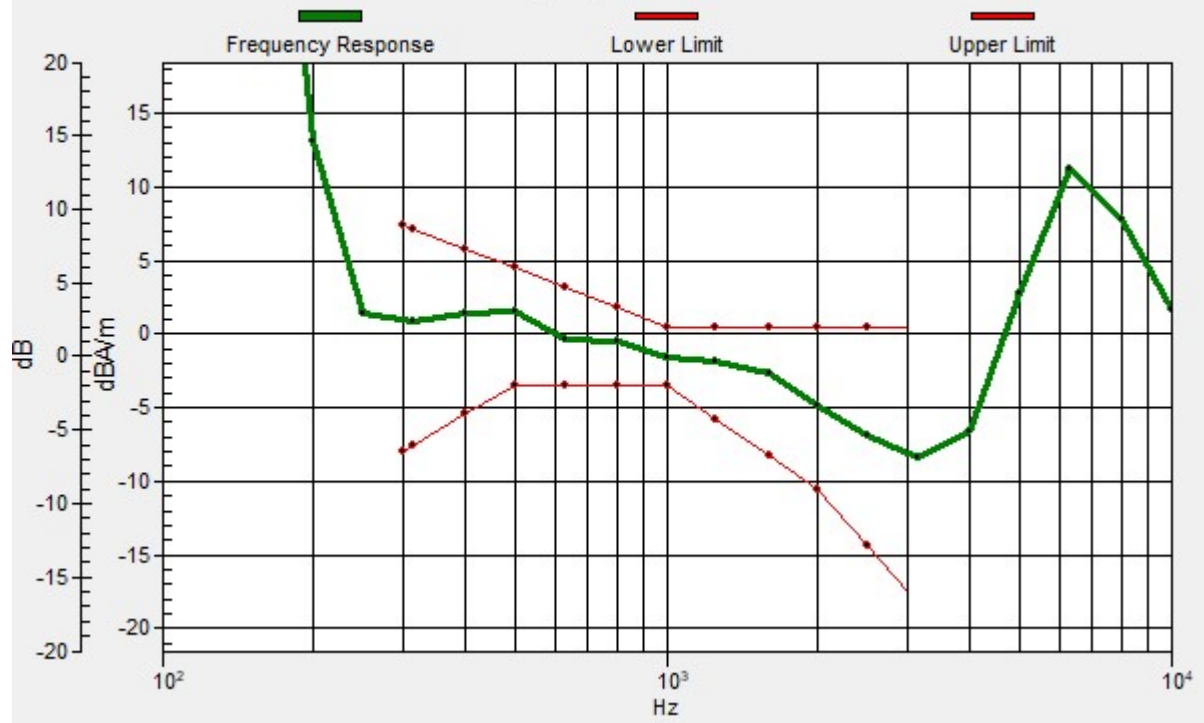
Location: 4.2, -8.3, 3.7 mm



0 dB = 62.02 = 35.85 dB

# Ch157/z (axial) wideband at best S/N/ABM Freq Resp(x,y,z,f)

Loc: 4.2, -8.3, 3.7 mm Diff: 2dB



### 21\_HAC T-Coil\_WLAN 5GHz\_802.11a 6Mbps\_Ch157(Y)

Communication System: UID 0, WLAN5GHz (0); Frequency: 5785 MHz;Duty Cycle: 1:1

Medium: Air Medium parameters used:  $\sigma = 0$  S/m,  $\epsilon_r = 1$ ;  $\rho = 0$  kg/m<sup>3</sup>

Ambient Temperature : 23.3 °C;

DASY5 Configuration:

- Probe: AM1DV3 - 3106; Calibrated: 2022/12/13
- Sensor-Surface: 0mm (Fix Surface)
- Electronics: DAE4 Sn1650; Calibrated: 2022/8/5
- Phantom: HAC Test Arch with AMCC; Type: SD HAC P01 BA
- Measurement SW: DASY52, Version 52.10 (4); SEMCAD X Version 14.6.14 (7501)


**Ch157/y (transversal) 4.2mm 50 x 50/ABM SNR(x,y,z) (13x13x1):** Measurement grid:

dx=10mm, dy=10mm

ABM1/ABM2 = 32.35 dB

ABM1 comp = -7.48 dBA/m

Location: 8.3, -16.7, 3.7 mm



0 dB = 41.43 = 32.35 dB

## 22\_HAC\_T-Coil\_WLAN6GHz\_802.11ax-HE20\_Ch5\_Axial (Z)

Communication System: 802.11ax; Frequency: 5975 MHz

Medium: Air Medium parameters used:  $\sigma = 0$  S/m,  $\epsilon_r = 1$ ;  $\rho = 0$  kg/m<sup>3</sup>

Ambient Temperature : 23.1 °C

DASY5 Configuration:

- Probe: AM1DV3 - 3104; ; Calibrated: 2023/3/16
- Sensor-Surface: 0mm (Fix Surface)
- Electronics: DAE3 Sn577; Calibrated: 2022/9/21
- Phantom: HAC Test Arch with AMCC; Type: SD HAC P01 BA;
- Measurement SW: DASY52, Version 52.10 (4);SEMCAD X Version 14.6.14 (7501)

**General Scans/z (axial) 4.2mm 50 x 50/ABM Interpolated SNR(x,y,z) (121x121x1):** Interpolated grid:


dx=1.000 mm, dy=1.000 mm

ABM1/ABM2 = 37.51 dB

ABM1 comp = -3.84 dBA/m

BWC Factor = 0.14 dB

Location: 4, -6.8, 3.7 mm

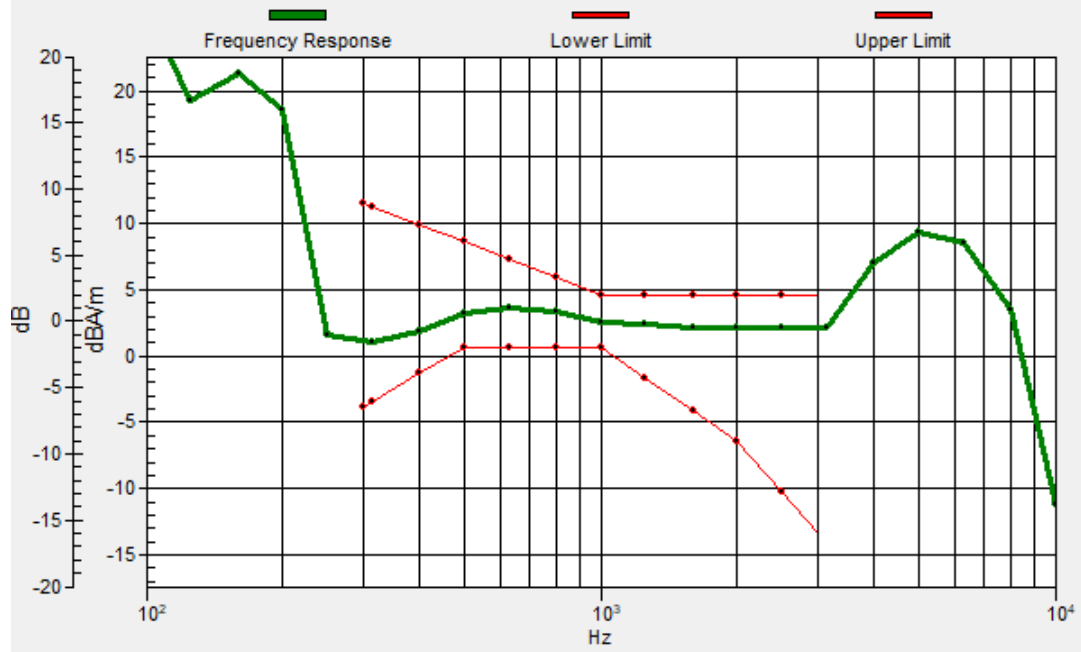


0 dB = 143.4 = 43.13 dB



# General Scans/z (axial) wideband at best S/N/ABM Freq Resp(x,y,z,f)

Loc: 4.2, -6.9, 3.7 mm Diff: 2dB



## 22\_HAC\_T-Coil\_WLAN6GHz\_802.11ax-HE20\_Ch5\_Transversal (Y)

Communication System: 802.11ax; Frequency: 5975 MHz

Medium: Air Medium parameters used:  $\sigma = 0$  S/m,  $\epsilon_r = 1$ ;  $\rho = 0$  kg/m<sup>3</sup>

Ambient Temperature : 23.1 °C

DASY5 Configuration:

- Probe: AM1DV3 - 3104; ; Calibrated: 2023/3/16
- Sensor-Surface: 0mm (Fix Surface)
- Electronics: DAE3 Sn577; Calibrated: 2022/9/21
- Phantom: HAC Test Arch with AMCC; Type: SD HAC P01 BA;
- Measurement SW: DASY52, Version 52.10 (4);SEMCAD X Version 14.6.14 (7501)

### General Scans/y (transversal) 4.2mm 50 x 50/ABM Interpolated SNR(x,y,z) (121x121x1): Interpolated

grid: dx=1.000 mm, dy=1.000 mm

ABM1/ABM2 = 34.32 dB

ABM1 comp = -8.08 dBA/m

BWC Factor = 0.14 dB

Location: -1.6, -3.3, 3.7 mm

