


**Appendix D. SAR Test Setup Photos**

**Head Exposure Condition**




**Right Cheek, Test Separation 0 mm**



**Right Tilted, Test Separation 0 mm**



**Left Cheek, Test Separation 0 mm**



**Left Tilted, Test Separation 0 mm**

Hotspot Exposure Condition


<Flip Open >




Front, Test Separation 5 mm




Back, Test Separation 5 mm




Left Side, Test Separation 5 mm



Right Side, Test Separation 5 mm



Top Side, Test Separation 5 mm



Bottom Side, Test Separation 5 mm

<Flip Close >



Front, Test Separation 5 mm




Back, Test Separation 5 mm



Left Side, Test Separation 5 mm



Right Side, Test Separation 5 mm



Top Side, Test Separation 5 mm



Bottom Side, Test Separation 5 mm



Body-worn Exposure Condition


<Flip Open >



Front, Test Separation 5 mm



Back, Test Separation 5 mm



Back with headset, Test Separation 5 mm

Sensor off



Front, Test Separation 17 mm



Back, Test Separation 18 mm

<Flip Close >



Front, Test Separation 5 mm



Back, Test Separation 5 mm

Sensor off



Front, Test Separation 14mm



Back, Test Separation 15 mm

Product Specific 10g SAR


<Flip Open >



Front, Test Separation 0 mm




Back, Test Separation 0 mm



Left Side, Test Separation 0 mm



Right Side, Test Separation 0 mm



Top Side, Test Separation 0 mm



Bottom Side, Test Separation 0 mm



Sensor off



Front, Test Separation 7mm



Front, Test Separation 8 mm



Front, Test Separation 9 mm



Front, Test Separation 10 mm




Back, Test Separation 4 mm



Back, Test Separation 6 mm



Back, Test Separation 8 mm




Right Side, Test Separation 11 mm




Left Side, Test Separation 7 mm



Left Side, Test Separation 13 mm



Top Side, Test Separation 9 mm



Top Side, Test Separation 11 mm






Bottom Side, Test Separation 10 mm



Bottom Side, Test Separation 11 mm



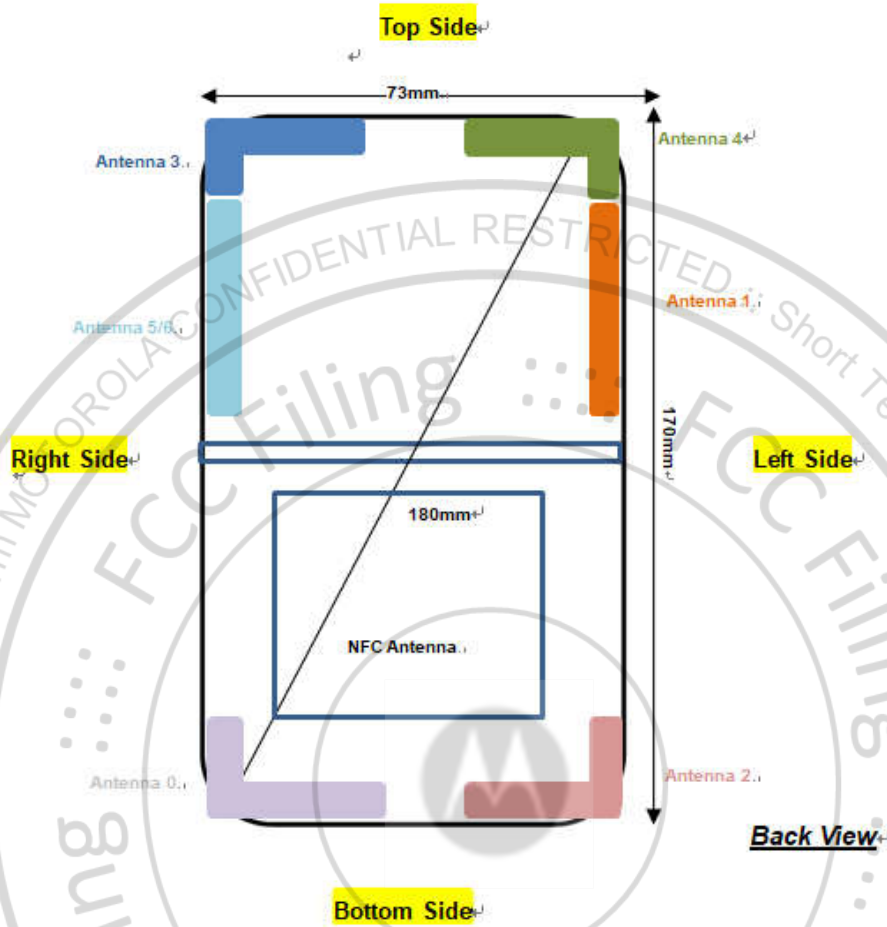
Back, Test Separation 9 mm



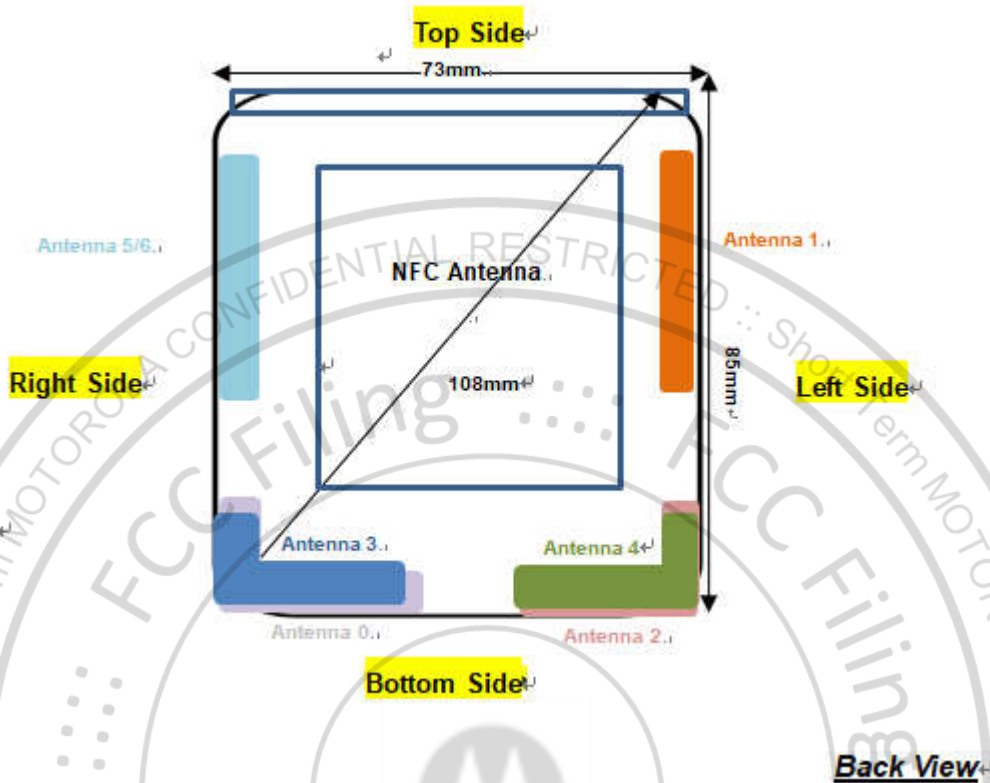
Left Side, Test Separation 10 mm

### Antenna Location

<Flip-Open Mode>



<Flip-Close Mode>



Note: This is a foldable Mobile Cellular Phone device. Above overloap area is a simulation prototype, Antenna 0 and Antenna 2 were located at the bottom and back side of the device. Antenna 3 and Antenna 4 were located at the top and front side of the device. When the device was at flip close state (screen was folded), Antenna 3 was coincident with Antenna 0, and Antenna 2 was coincident with Antenna 4.

Antenna	Support Band
Antenna 0	GSM: 850/1900<TX/RX> UMTS: B2/4/5<TX/RX> LTE: B2/4/5/7/12/13/17/25/26/38/41/66<TX/RX> 5G NR: n2/5/7/26/38/41/66<TX/RX>
Antenna 1	GSM: 850/1900<TX/RX> UMTS: B2/4/5<TX/RX> LTE: B2/4/5/7/12/13/17/25/26/38/41/42/43/48/66<TX/RX> 5G NR: n2/5/7/26/38/41/66/77/78<TX/RX>
Antenna 2	GSM: 1900<TX/RX> UMTS: B2/4<TX/RX> LTE: B2/4/7/25/38/41/42/43/48/66<TX/RX> 5G NR: n2/7/38/41/66/77/78<TX/RX>
Antenna 3	GSM: 1900<TX/RX> UMTS: B2/4<TX/RX> LTE: B2/4/7/25/38/41/42/43/48/66<TX/RX> 5G NR: n2/7/38/41/66/77/78<TX/RX>
Antenna 4	WLAN 2.4GHz<TX/RX> WLAN 5GHz/6GHz<TX/RX> Bluetooth<TX/RX>
Antenna 5	LTE: B42/43/48<TX/RX> 5G NR: n77/78<TX/RX> WLAN 5GHz/6GHz<TX/RX>
Antenna 6	WLAN 2.4GHz<TX/RX> Bluetooth<TX/RX>
NFC Antenna	NFC<TX/RX>