

01_HAC T-Coil_GSM850_Voice_Ch189_Z

Communication System: UID 0, Generic GSM (0); Frequency: 836.4 MHz; Duty Cycle: 1:8.3
Medium: Air Medium parameters used: $\sigma = 0 \text{ S/m}$, $\epsilon_r = 1$; $\rho = 0 \text{ kg/m}^3$
Ambient Temperature : 23.4 °C

DASY5 Configuration:

- Probe: AM1DV3 - 3128; ; Calibrated: 2022/7/19
- Sensor-Surface: 0mm (Fix Surface)
- Electronics: DAE4 Sn1664; Calibrated: 2022/5/30
- Phantom: HAC Test Arch with AMCC; Type: SD HAC P01 BA;
- Measurement SW: DASY52, Version 52.10 (3); SEMCAD X Version 14.6.13 (7474)


Ch189/z (axial) 4.2mm 50 x 50/ABM Interpolated SNR(x,y,z) (121x121x1):

Interpolated grid: dx=1.000 mm, dy=1.000 mm

ABM1/ABM2 = 31.65 dB

ABM1 comp = 0.94 dBA/m

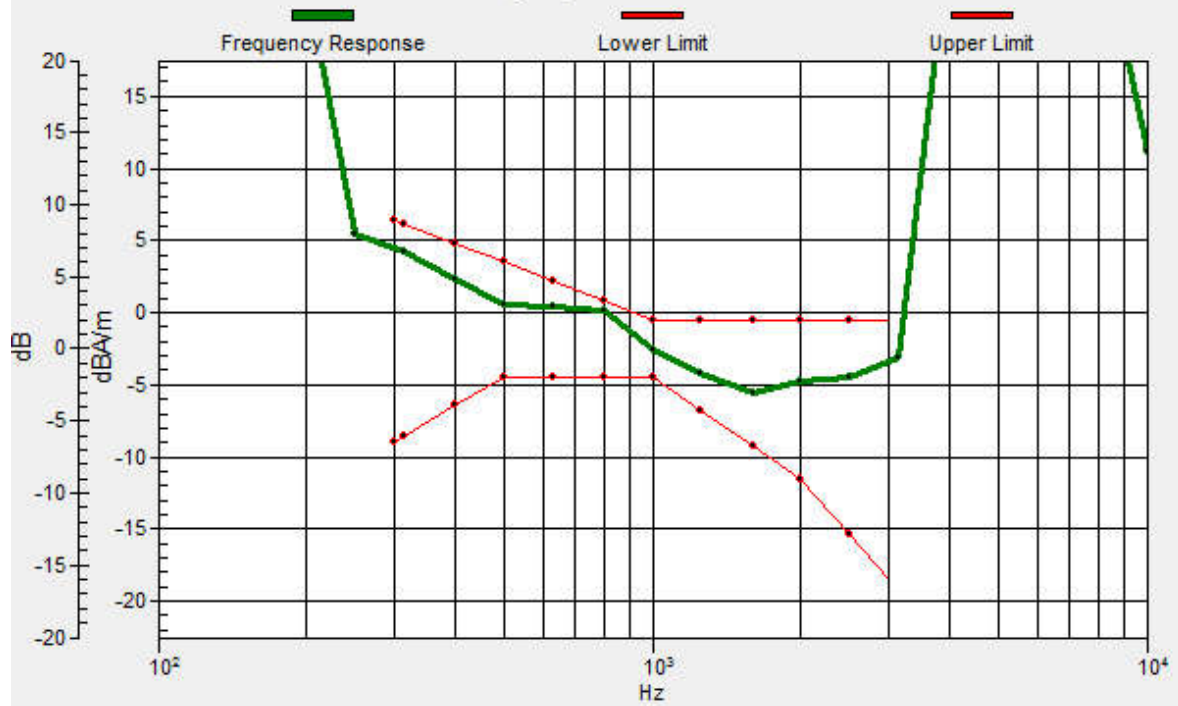
Location: 8.3, -9.2, 3.7 mm



0 dB = 38.25 = 31.65 dB

Ch189/z (axial) wideband at best S/N/ABM Freq Resp(x,y,z,f)

Loc: 8.5, -9.2, 3.7 mm Diff: 0.68dB



01_HAC T-Coil_GSM850_Voice_Ch189_Y

Communication System: UID 0, Generic GSM (0); Frequency: 836.4 MHz;Duty Cycle: 1:8.3
Medium: Air Medium parameters used: $\sigma = 0$ S/m, $\epsilon_r = 1$; $\rho = 0$ kg/m³
Ambient Temperature : 23.4 °C

DASY5 Configuration:

- Probe: AM1DV3 - 3128; ; Calibrated: 2022/7/19
- Sensor-Surface: 0mm (Fix Surface)
- Electronics: DAE4 Sn1664; Calibrated: 2022/5/30
- Phantom: HAC Test Arch with AMCC; Type: SD HAC P01 BA;
- Measurement SW: DASY52, Version 52.10 (3); SEMCAD X Version 14.6.13 (7474)


Ch189/y (transversal) 4.2mm 50 x 50/ABM Interpolated SNR(x,y,z) (121x121x1):

Interpolated grid: dx=1.000 mm, dy=1.000 mm

ABM1/ABM2 = 37.82 dB

ABM1 comp = -12.36 dBA/m

Location: -0.4, -3.8, 3.7 mm



0 dB = 77.77 = 37.82 dB

02_HAC T-Coil_GSM1900_Voice_Ch661_Z

Communication System: UID 0, Generic GSM (0); Frequency: 1880 MHz; Duty Cycle: 1:8.3
Medium: Air Medium parameters used: $\sigma = 0$ S/m, $\epsilon_r = 1$; $\rho = 0$ kg/m³
Ambient Temperature : 23.4 °C

DASY5 Configuration:

- Probe: AM1DV3 - 3128; ; Calibrated: 2022/7/19
- Sensor-Surface: 0mm (Fix Surface)
- Electronics: DAE4 Sn1664; Calibrated: 2022/5/30
- Phantom: HAC Test Arch with AMCC; Type: SD HAC P01 BA;
- Measurement SW: DASY52, Version 52.10 (3); SEMCAD X Version 14.6.13 (7474)


Ch661/z (axial) 4.2mm 50 x 50/ABM Interpolated SNR(x,y,z) (121x121x1):

Interpolated grid: dx=1.000 mm, dy=1.000 mm

ABM1/ABM2 = 30.31 dB

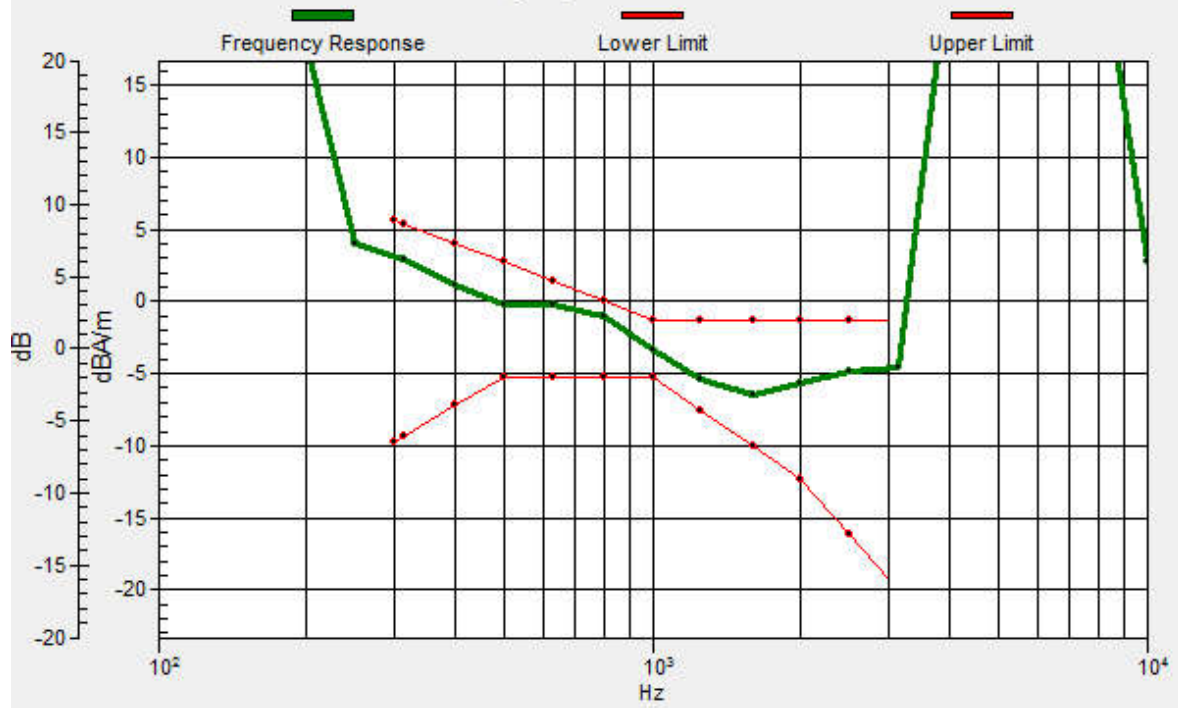
ABM1 comp = -0.93 dBA/m

Location: 4.6, -8.8, 3.7 mm



Ch661/z (axial) wideband at best S/N/ABM Freq Resp(x,y,z,f)

Loc: 4.5, -8.8, 3.7 mm Diff: 1.01dB



02_HAC T-Coil_GSM1900_Voice_Ch661_Y

Communication System: UID 0, Generic GSM (0); Frequency: 1880 MHz; Duty Cycle: 1:8.3

Medium: Air Medium parameters used: $\sigma = 0$ S/m, $\epsilon_r = 1$; $\rho = 0$ kg/m³

Ambient Temperature : 23.4 °C

DASY5 Configuration:

- Probe: AM1DV3 - 3128; ; Calibrated: 2022/7/19
- Sensor-Surface: 0mm (Fix Surface)
- Electronics: DAE4 Sn1664; Calibrated: 2022/5/30
- Phantom: HAC Test Arch with AMCC; Type: SD HAC P01 BA;
- Measurement SW: DASY52, Version 52.10 (3); SEMCAD X Version 14.6.13 (7474)


Ch661/y (transversal) 4.2mm 50 x 50/ABM Interpolated SNR(x,y,z) (121x121x1):

Interpolated grid: dx=1.000 mm, dy=1.000 mm

ABM1/ABM2 = 32.70 dB

ABM1 comp = -14.28 dBA/m

Location: -2.9, 2.9, 3.7 mm



0 dB = 43.14 = 32.70 dB

03_HAC T-Coil_WCDMA V_Vioce_Ch4182_Z

Communication System: UID 0, UMTS (0); Frequency: 836.4 MHz; Duty Cycle: 1:1
Medium: Air Medium parameters used: $\sigma = 0$ S/m, $\epsilon_r = 1$; $\rho = 0$ kg/m³
Ambient Temperature : 23.4 °C

DASY5 Configuration:

- Probe: AM1DV3 - 3128; ; Calibrated: 2022/7/19
- Sensor-Surface: 0mm (Fix Surface)
- Electronics: DAE4 Sn1664; Calibrated: 2022/5/30
- Phantom: HAC Test Arch with AMCC; Type: SD HAC P01 BA;
- Measurement SW: DASY52, Version 52.10 (3); SEMCAD X Version 14.6.13 (7474)


Ch4182/z (axial) 4.2mm 50 x 50/ABM Interpolated SNR(x,y,z) (121x121x1):

Interpolated grid: dx=1.000 mm, dy=1.000 mm

ABM1/ABM2 = 46.79 dB

ABM1 comp = -0.61 dBA/m

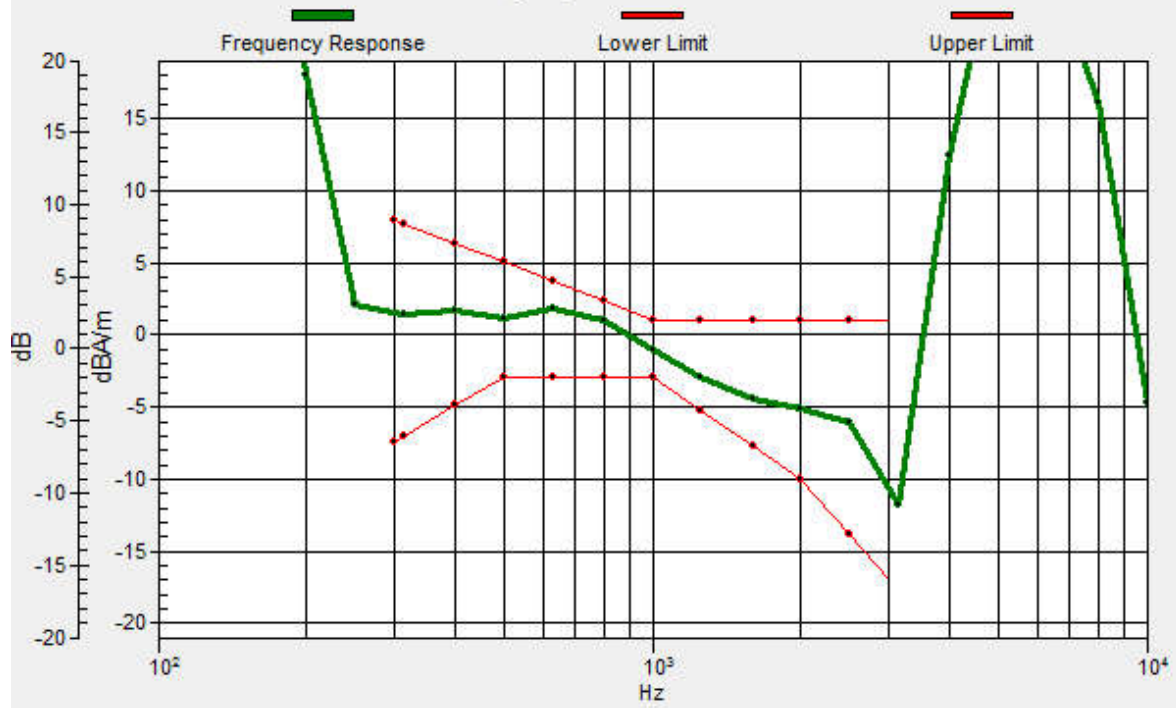
Location: 6.3, -8.8, 3.7 mm



0 dB = 218.6 = 46.79 dB

Ch4182/z (axial) wideband at best S/N/ABM Freq Resp(x,y,z,f)

Loc: 6.2, -8.8, 3.7 mm Diff: 1.31dB



03_HAC T-Coil_WCDMA V_Vioce_Ch4182_Y

Communication System: UID 0, UMTS (0); Frequency: 836.4 MHz; Duty Cycle: 1:1

Medium: Air Medium parameters used: $\sigma = 0$ S/m, $\epsilon_r = 1$; $\rho = 0$ kg/m³

Ambient Temperature : 23.4 °C

DASY5 Configuration:

- Probe: AM1DV3 - 3128; ; Calibrated: 2022/7/19
- Sensor-Surface: 0mm (Fix Surface)
- Electronics: DAE4 Sn1664; Calibrated: 2022/5/30
- Phantom: HAC Test Arch with AMCC; Type: SD HAC P01 BA;
- Measurement SW: DASY52, Version 52.10 (3); SEMCAD X Version 14.6.13 (7474)


Ch4182/y (transversal) 4.2mm 50 x 50/ABM Interpolated SNR(x,y,z) (121x121x1):

Interpolated grid: dx=1.000 mm, dy=1.000 mm

ABM1/ABM2 = 41.86 dB

ABM1 comp = -10.18 dBA/m

Location: 1.3, -17.1, 3.7 mm



0 dB = 123.9 = 41.86 dB

04_HAC T-Coil_WCDMA IV_Vioce_Ch1413_Z

Communication System: UID 0, UMTS (0); Frequency: 1732.6 MHz; Duty Cycle: 1:1
Medium: Air Medium parameters used: $\sigma = 0$ S/m, $\epsilon_r = 1$; $\rho = 0$ kg/m³
Ambient Temperature : 23.4 °C

DASY5 Configuration:

- Probe: AM1DV3 - 3128; ; Calibrated: 2022/7/19
- Sensor-Surface: 0mm (Fix Surface)
- Electronics: DAE4 Sn1664; Calibrated: 2022/5/30
- Phantom: HAC Test Arch with AMCC; Type: SD HAC P01 BA;
- Measurement SW: DASY52, Version 52.10 (3); SEMCAD X Version 14.6.13 (7474)


Ch1413/z (axial) 4.2mm 50 x 50/ABM Interpolated SNR(x,y,z) (121x121x1):

Interpolated grid: dx=1.000 mm, dy=1.000 mm

ABM1/ABM2 = 46.58 dB

ABM1 comp = 0.38 dBA/m

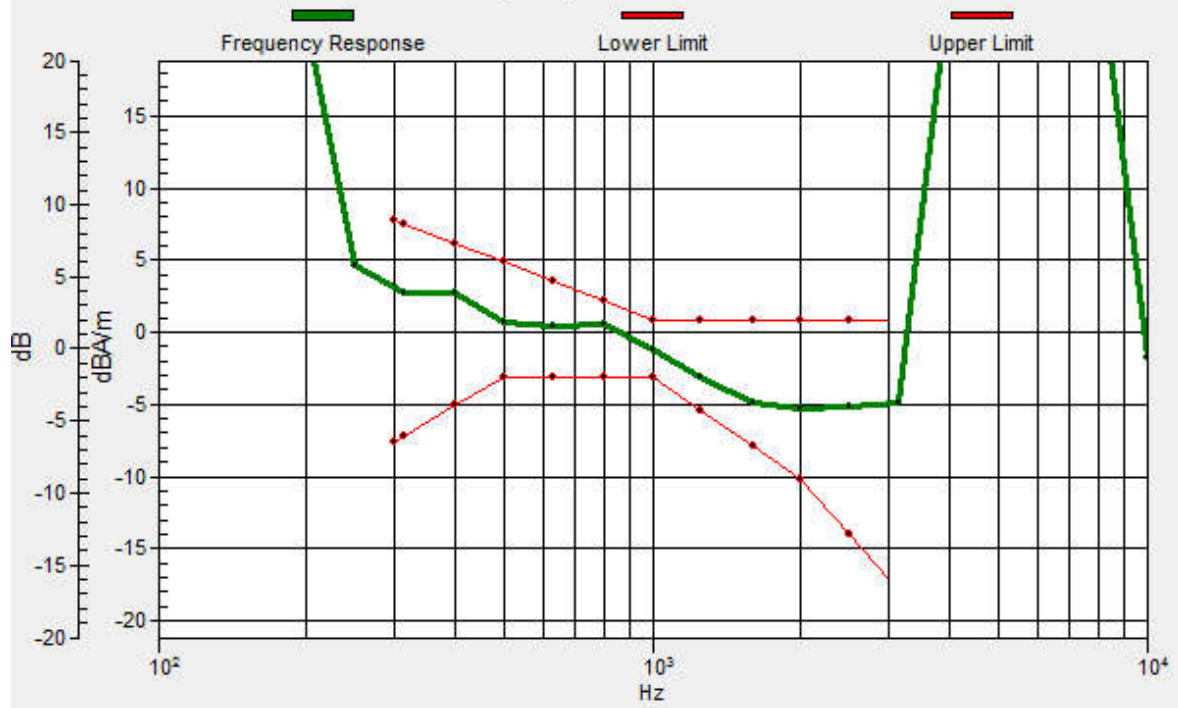
Location: 8.3, -10.4, 3.7 mm



0 dB = 213.3 = 46.58 dB

Ch1413/z (axial) wideband at best S/N/ABM Freq Resp(x,y,z,f)

Loc: 8.3, -10.3, 3.7 mm Diff: 1.62dB



04_HAC T-Coil_WCDMA IV_Vioce_Ch1413_Y

Communication System: UID 0, UMTS (0); Frequency: 1732.6 MHz; Duty Cycle: 1:1
Medium: Air Medium parameters used: $\sigma = 0$ S/m, $\epsilon_r = 1$; $\rho = 0$ kg/m³
Ambient Temperature : 23.4 °C

DASY5 Configuration:

- Probe: AM1DV3 - 3128; ; Calibrated: 2022/7/19
- Sensor-Surface: 0mm (Fix Surface)
- Electronics: DAE4 Sn1664; Calibrated: 2022/5/30
- Phantom: HAC Test Arch with AMCC; Type: SD HAC P01 BA;
- Measurement SW: DASY52, Version 52.10 (3); SEMCAD X Version 14.6.13 (7474)


Ch1413/y (transversal) 4.2mm 50 x 50/ABM Interpolated SNR(x,y,z) (121x121x1):

Interpolated grid: dx=1.000 mm, dy=1.000 mm

ABM1/ABM2 = 42.51 dB

ABM1 comp = -9.53 dBA/m

Location: 3.3, 0.4, 3.7 mm



0 dB = 133.6 = 42.52 dB

05_HAC T-Coil_WCDMA II_Vioce_Ch9400_Z

Communication System: UID 0, UMTS (0); Frequency: 1880 MHz; Duty Cycle: 1:1
Medium: Air Medium parameters used: $\sigma = 0$ S/m, $\epsilon_r = 1$; $\rho = 0$ kg/m³
Ambient Temperature : 23.4 °C

DASY5 Configuration:

- Probe: AM1DV3 - 3128; ; Calibrated: 2022/7/19
- Sensor-Surface: 0mm (Fix Surface)
- Electronics: DAE4 Sn1664; Calibrated: 2022/5/30
- Phantom: HAC Test Arch with AMCC; Type: SD HAC P01 BA;
- Measurement SW: DASY52, Version 52.10 (3); SEMCAD X Version 14.6.13 (7474)


Ch9400/z (axial) 4.2mm 50 x 50/ABM Interpolated SNR(x,y,z) (121x121x1):

Interpolated grid: dx=1.000 mm, dy=1.000 mm

ABM1/ABM2 = 47.37 dB

ABM1 comp = 0.25 dBA/m

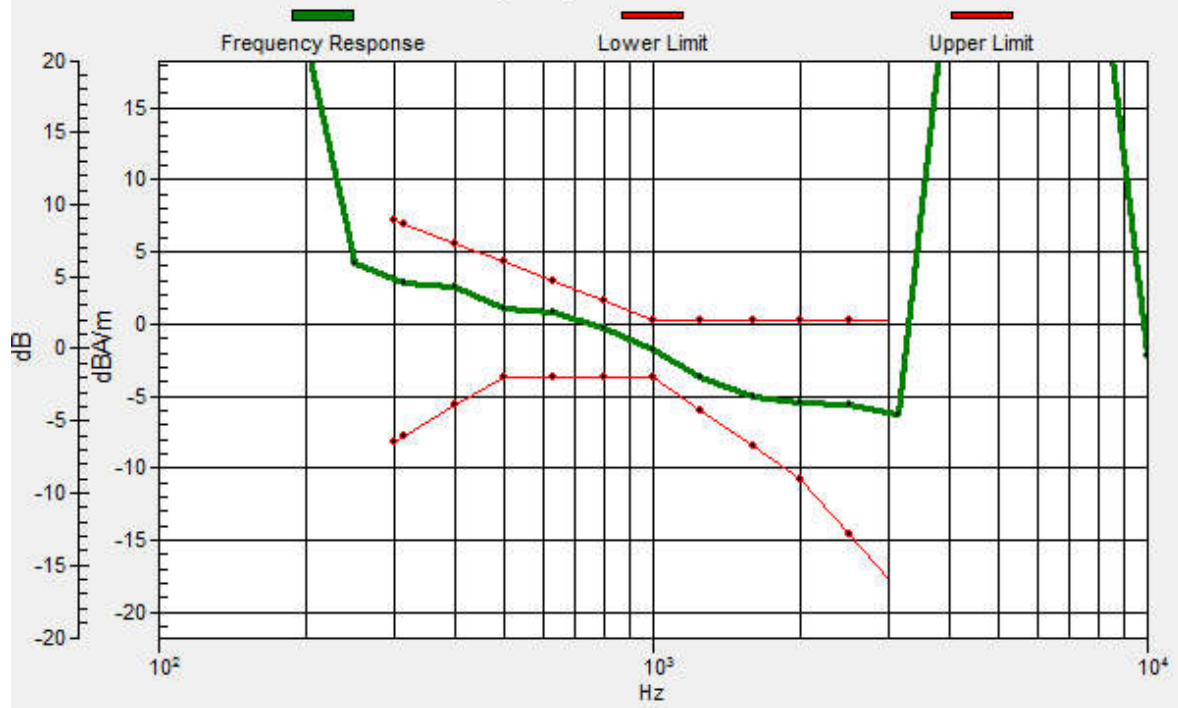
Location: 7.9, -10.4, 3.7 mm



0 dB = 233.5 = 47.37 dB

Ch9400/z (axial) wideband at best S/N/ABM Freq Resp(x,y,z,f)

Loc: 7.8, -10.5, 3.7 mm Diff: 1.79dB



05_HAC T-Coil_WCDMA II_Vioce_Ch9400_Y

Communication System: UID 0, UMTS (0); Frequency: 1880 MHz; Duty Cycle: 1:1

Medium: Air Medium parameters used: $\sigma = 0 \text{ S/m}$, $\epsilon_r = 1$; $\rho = 0 \text{ kg/m}^3$

Ambient Temperature : 23.4 °C

DASY5 Configuration:

- Probe: AM1DV3 - 3128; ; Calibrated: 2022/7/19
- Sensor-Surface: 0mm (Fix Surface)
- Electronics: DAE4 Sn1664; Calibrated: 2022/5/30
- Phantom: HAC Test Arch with AMCC; Type: SD HAC P01 BA;
- Measurement SW: DASY52, Version 52.10 (3); SEMCAD X Version 14.6.13 (7474)


Ch9400/y (transversal) 4.2mm 50 x 50/ABM Interpolated SNR(x,y,z) (121x121x1):

Interpolated grid: dx=1.000 mm, dy=1.000 mm

ABM1/ABM2 = 43.11 dB

ABM1 comp = -7.86 dBA/m

Location: 6.3, -18.3, 3.7 mm



0 dB = 143.0 = 43.11 dB

06_HAC T-Coil_LTE Band 7_20M_QPSK_1RB_0Offset_Ch21100_Z

Communication System: UID 0, LTE (0); Frequency: 2535 MHz; Duty Cycle: 1:1

Medium: Air Medium parameters used: $\sigma = 0$ S/m, $\epsilon_r = 1$; $\rho = 0$ kg/m³

Ambient Temperature : 23.4 °C

DASY5 Configuration:

- Probe: AM1DV3 - 3128; ; Calibrated: 2022/7/19
- Sensor-Surface: 0mm (Fix Surface)
- Electronics: DAE4 Sn1664; Calibrated: 2022/5/30
- Phantom: HAC Test Arch with AMCC; Type: SD HAC P01 BA;
- Measurement SW: DASY52, Version 52.10 (3); SEMCAD X Version 14.6.13 (7474)


Ch21100/z (axial) 4.2mm 50 x 50/ABM Interpolated SNR(x,y,z) (121x121x1):

Interpolated grid: dx=1.000 mm, dy=1.000 mm

ABM1/ABM2 = 36.01 dB

ABM1 comp = -4.22 dBA/m

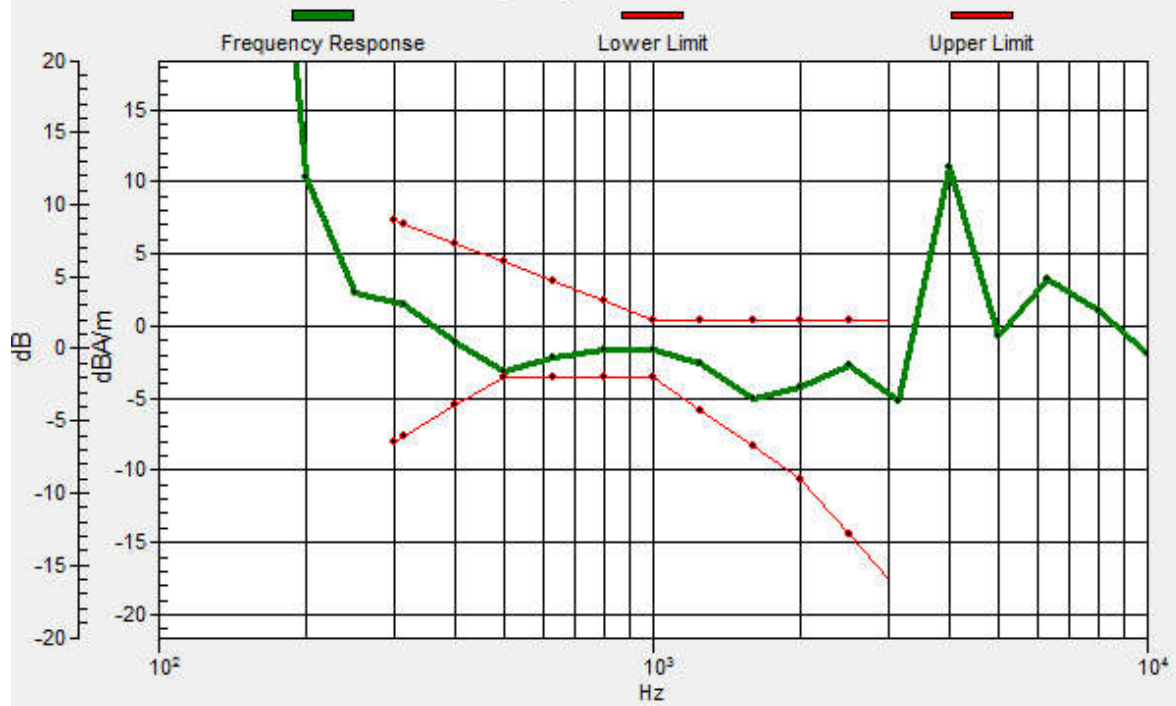
Location: 4.2, -12.1, 3.7 mm



0 dB = 63.15 = 36.01 dB

Ch21100/z (axial) wideband at best S/N/ABM Freq Resp(x,y,z,f)

Loc: 4, -12.2, 3.7 mm Diff: 0.46dB



06_HAC T-Coil_LTE Band 7_20M_QPSK_1RB_0Offset_Ch21100_Y

Communication System: UID 0, LTE (0); Frequency: 2535 MHz; Duty Cycle: 1:1

Medium: Air Medium parameters used: $\sigma = 0$ S/m, $\epsilon_r = 1$; $\rho = 0$ kg/m³

Ambient Temperature : 23.4 °C

DASY5 Configuration:

- Probe: AM1DV3 - 3128; ; Calibrated: 2022/7/19
- Sensor-Surface: 0mm (Fix Surface)
- Electronics: DAE4 Sn1664; Calibrated: 2022/5/30
- Phantom: HAC Test Arch with AMCC; Type: SD HAC P01 BA;
- Measurement SW: DASY52, Version 52.10 (3); SEMCAD X Version 14.6.13 (7474)


Ch21100/y (transversal) 4.2mm 50 x 50/ABM Interpolated SNR(x,y,z) (121x121x1):

Interpolated grid: dx=1.000 mm, dy=1.000 mm

ABM1/ABM2 = 35.30 dB

ABM1 comp = -13.89 dBA/m

Location: 0.4, 0, 3.7 mm



0 dB = 58.23 = 35.30 dB

07_HAC T-Coil_LTE Band 12_10M_QPSK_1RB_0Offset_Ch23095_Z

Communication System: UID 0, LTE (0); Frequency: 707.5 MHz; Duty Cycle: 1:1

Medium: Air Medium parameters used: $\sigma = 0$ S/m, $\epsilon_r = 1$; $\rho = 0$ kg/m³

Ambient Temperature : 23.4 °C

DASY5 Configuration:

- Probe: AM1DV3 - 3128; ; Calibrated: 2022/7/19
- Sensor-Surface: 0mm (Fix Surface)
- Electronics: DAE4 Sn1664; Calibrated: 2022/5/30
- Phantom: HAC Test Arch with AMCC; Type: SD HAC P01 BA;
- Measurement SW: DASY52, Version 52.10 (3); SEMCAD X Version 14.6.13 (7474)


Ch23095/z (axial) 4.2mm 50 x 50/ABM Interpolated SNR(x,y,z) (121x121x1):

Interpolated grid: dx=1.000 mm, dy=1.000 mm

ABM1/ABM2 = 40.33 dB

ABM1 comp = -4.24 dBA/m

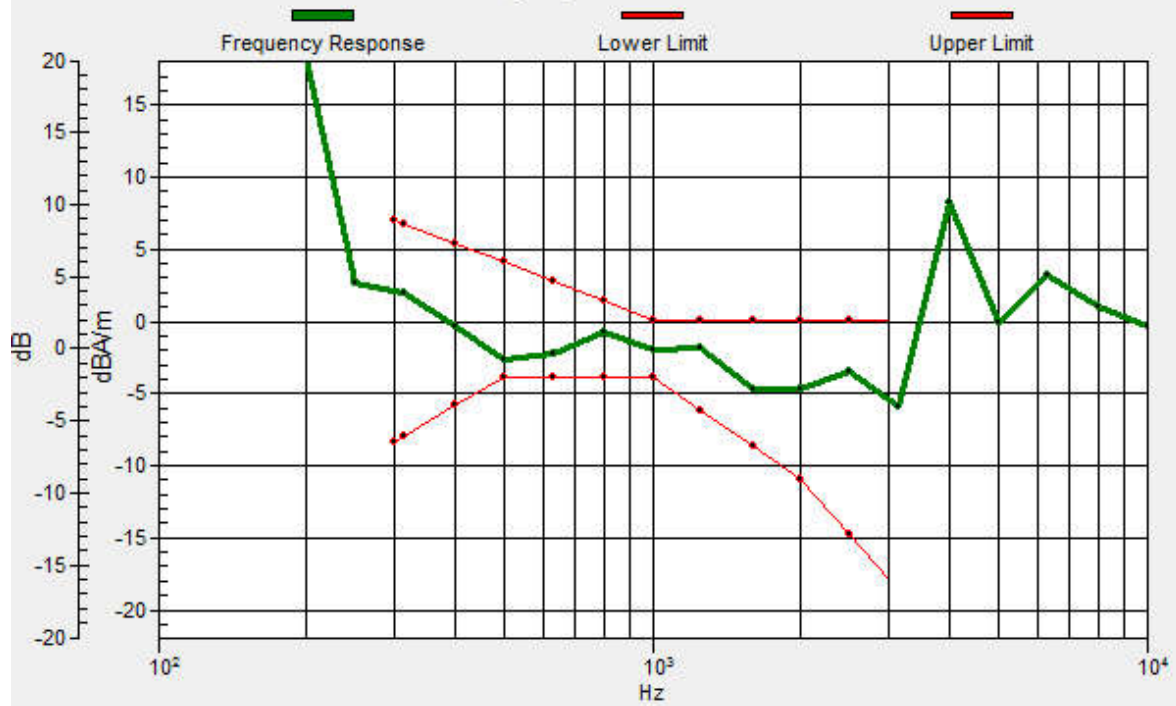
Location: 4.6, -8.8, 3.7 mm



0 dB = 103.9 = 40.33 dB

Ch23095/z (axial) wideband at best S/N/ABM Freq Resp(x,y,z,f)

Loc: 4.7, -8.8, 3.7 mm Diff: 1.22dB



07_HAC T-Coil_LTE Band 12_10M_QPSK_1RB_0Offset_Ch23095_Y

Communication System: UID 0, LTE (0); Frequency: 707.5 MHz; Duty Cycle: 1:1

Medium: Air Medium parameters used: $\sigma = 0$ S/m, $\epsilon_r = 1$; $\rho = 0$ kg/m³

Ambient Temperature : 23.4 °C

DASY5 Configuration:

- Probe: AM1DV3 - 3128; ; Calibrated: 2022/7/19
- Sensor-Surface: 0mm (Fix Surface)
- Electronics: DAE4 Sn1664; Calibrated: 2022/5/30
- Phantom: HAC Test Arch with AMCC; Type: SD HAC P01 BA;
- Measurement SW: DASY52, Version 52.10 (3); SEMCAD X Version 14.6.13 (7474)


Ch23095/y (transversal) 4.2mm 50 x 50/ABM Interpolated SNR(x,y,z) (121x121x1):

Interpolated grid: dx=1.000 mm, dy=1.000 mm

ABM1/ABM2 = 35.63 dB

ABM1 comp = -16.32 dBA/m

Location: 0, -25, 3.7 mm



0 dB = 60.45 = 35.63 dB

08_HAC T-Coil_LTE Band 13_10M_QPSK_1RB_0Offset_Ch23230_Z

Communication System: UID 0, LTE (0); Frequency: 782 MHz;Duty Cycle: 1:1

Medium: Air Medium parameters used: $\sigma = 0$ S/m, $\epsilon_r = 1$; $\rho = 0$ kg/m³

Ambient Temperature : 23.4 °C

DASY5 Configuration:

- Probe: AM1DV3 - 3128; ; Calibrated: 2022/7/19
- Sensor-Surface: 0mm (Fix Surface)
- Electronics: DAE4 Sn1664; Calibrated: 2022/5/30
- Phantom: HAC Test Arch with AMCC; Type: SD HAC P01 BA;
- Measurement SW: DASY52, Version 52.10 (3); SEMCAD X Version 14.6.13 (7474)


Ch23230/z (axial) 4.2mm 50 x 50/ABM Interpolated SNR(x,y,z) (121x121x1):

Interpolated grid: dx=1.000 mm, dy=1.000 mm

ABM1/ABM2 = 37.83 dB

ABM1 comp = -5.92 dBA/m

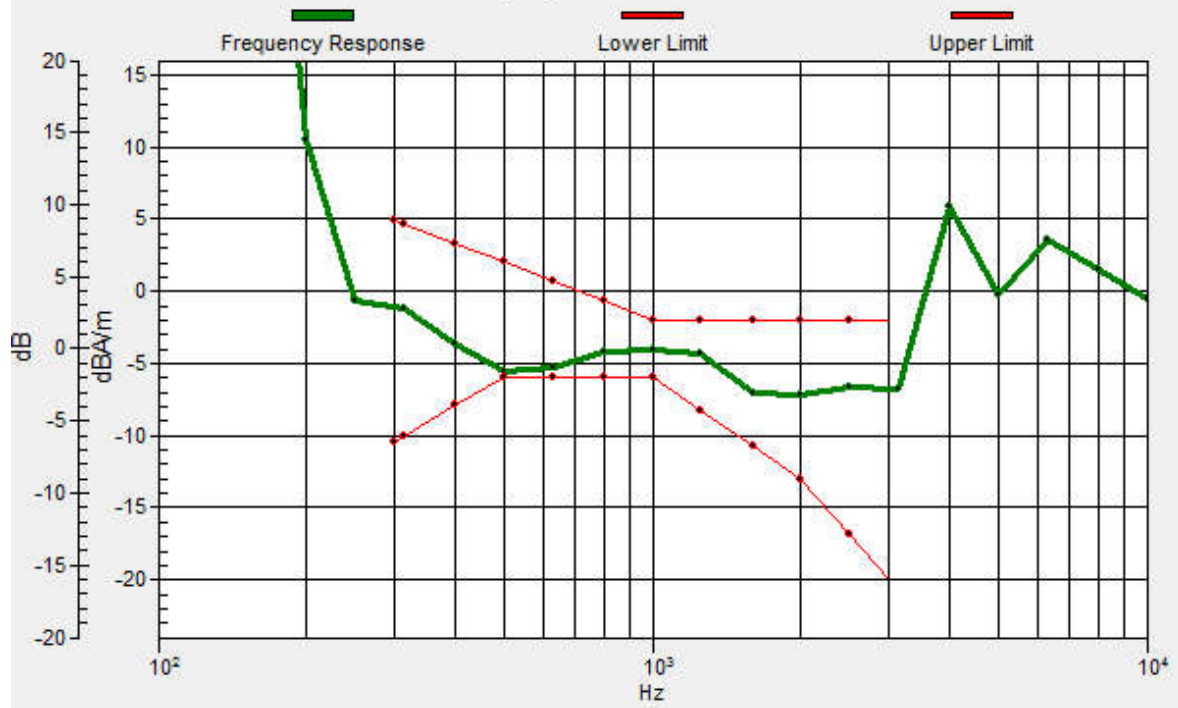
Location: 4.2, -4.6, 3.7 mm



0 dB = 77.86 = 37.83 dB

Ch23230/z (axial) wideband at best S/N/ABM Freq Resp(x,y,z,f)

Loc: 4, -4.6, 3.7 mm Diff: 0.37dB



08_HAC T-Coil_LTE Band 13_10M_QPSK_1RB_0Offset_Ch23230_Y

Communication System: UID 0, LTE (0); Frequency: 782 MHz;Duty Cycle: 1:1

Medium: Air Medium parameters used: $\sigma = 0$ S/m, $\epsilon_r = 1$; $\rho = 0$ kg/m³

Ambient Temperature : 23.4 °C

DASY5 Configuration:

- Probe: AM1DV3 - 3128; ; Calibrated: 2022/7/19
- Sensor-Surface: 0mm (Fix Surface)
- Electronics: DAE4 Sn1664; Calibrated: 2022/5/30
- Phantom: HAC Test Arch with AMCC; Type: SD HAC P01 BA;
- Measurement SW: DASY52, Version 52.10 (3); SEMCAD X Version 14.6.13 (7474)


Ch23230/y (transversal) 4.2mm 50 x 50/ABM Interpolated SNR(x,y,z) (121x121x1):

Interpolated grid: dx=1.000 mm, dy=1.000 mm

ABM1/ABM2 = 35.75 dB

ABM1 comp = -12.29 dBA/m

Location: 8.3, -16.7, 3.7 mm



09_HAC T-Coil_LTE Band 14_10M_QPSK_1RB_0Offset_Ch23330_Z

Communication System: UID 0, LTE (0); Frequency: 793 MHz; Duty Cycle: 1:1

Medium: Air Medium parameters used: $\sigma = 0$ S/m, $\epsilon_r = 1$; $\rho = 0$ kg/m³

Ambient Temperature : 23.4 °C

DASY5 Configuration:

- Probe: AM1DV3 - 3128; ; Calibrated: 2022/7/19
- Sensor-Surface: 0mm (Fix Surface)
- Electronics: DAE4 Sn1664; Calibrated: 2022/5/30
- Phantom: HAC Test Arch with AMCC; Type: SD HAC P01 BA;
- Measurement SW: DASY52, Version 52.10 (3); SEMCAD X Version 14.6.13 (7474)


Ch23330/z (axial) 4.2mm 50 x 50/ABM Interpolated SNR(x,y,z) (121x121x1):

Interpolated grid: dx=1.000 mm, dy=1.000 mm

ABM1/ABM2 = 38.78 dB

ABM1 comp = -4.85 dBA/m

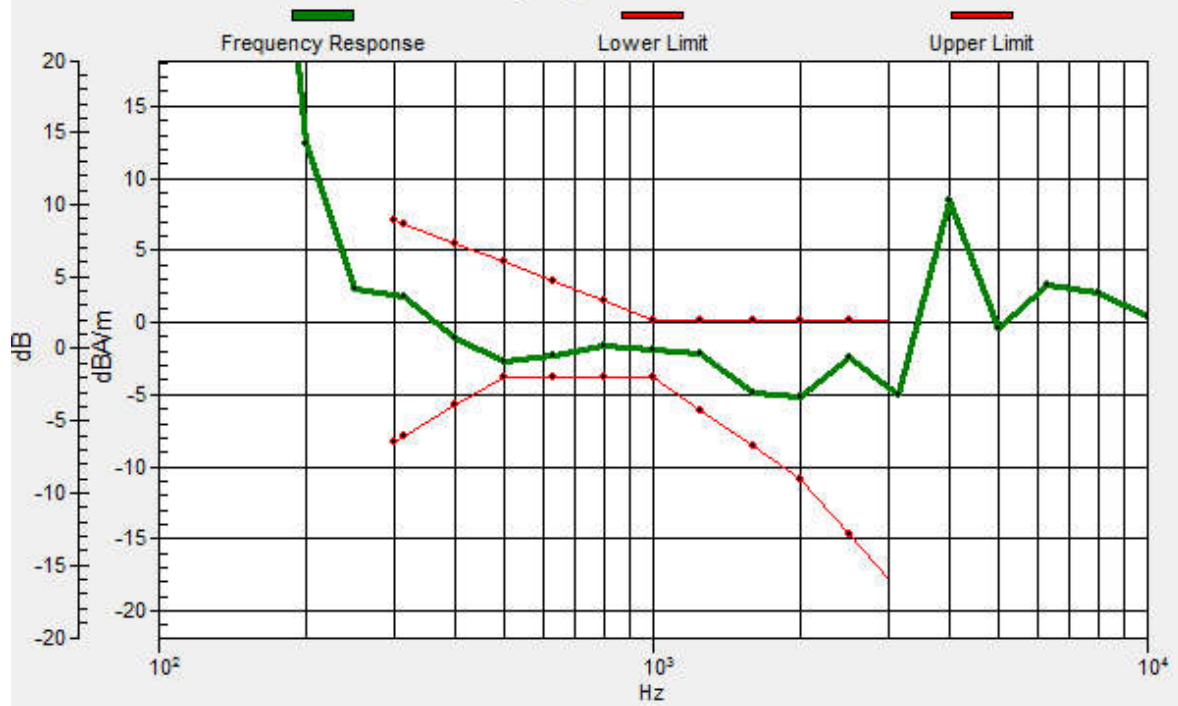
Location: 4.6, -11.7, 3.7 mm



0 dB = 86.85 = 38.78 dB

Ch23330/z (axial) wideband at best S/N/ABM Freq Resp(x,y,z,f)

Loc: 4.5, -11.9, 3.7 mm Diff: 1.1dB



09_HAC T-Coil_LTE Band 14_10M_QPSK_1RB_0Offset_Ch23330_Y


Communication System: UID 0, LTE (0); Frequency: 793 MHz;Duty Cycle: 1:1
Medium: Air Medium parameters used: $\sigma = 0$ S/m, $\epsilon_r = 1$; $\rho = 0$ kg/m³
Ambient Temperature : 23.4 °C

DASY5 Configuration:

- Probe: AM1DV3 - 3128; ; Calibrated: 2022/7/19
- Sensor-Surface: 0mm (Fix Surface)
- Electronics: DAE4 Sn1664; Calibrated: 2022/5/30
- Phantom: HAC Test Arch with AMCC; Type: SD HAC P01 BA;
- Measurement SW: DASY52, Version 52.10 (3); SEMCAD X Version 14.6.13 (7474)

Ch23330/y (transversal) 4.2mm 50 x 50/ABM Interpolated SNR(x,y,z) (121x121x1):

Interpolated grid: dx=1.000 mm, dy=1.000 mm
ABM1/ABM2 = 34.86 dB
ABM1 comp = -13.12 dBA/m
Location: 8.3, -17.5, 3.7 mm



0 dB = 55.31 = 34.86 dB

10_HAC T-Coil_LTE Band 25_20M_QPSK_1RB_0Offset_Ch26340_Z

Communication System: UID 0, LTE (0); Frequency: 1880 MHz; Duty Cycle: 1:1

Medium: Air Medium parameters used: $\sigma = 0$ S/m, $\epsilon_r = 1$; $\rho = 0$ kg/m³

Ambient Temperature : 23.4 °C

DASY5 Configuration:

- Probe: AM1DV3 - 3128; ; Calibrated: 2022/7/19
- Sensor-Surface: 0mm (Fix Surface)
- Electronics: DAE4 Sn1664; Calibrated: 2022/5/30
- Phantom: HAC Test Arch with AMCC; Type: SD HAC P01 BA;
- Measurement SW: DASY52, Version 52.10 (3); SEMCAD X Version 14.6.13 (7474)


Ch26340/z (axial) 4.2mm 50 x 50/ABM Interpolated SNR(x,y,z) (121x121x1):

Interpolated grid: dx=1.000 mm, dy=1.000 mm

ABM1/ABM2 = 35.34 dB

ABM1 comp = -4.48 dBA/m

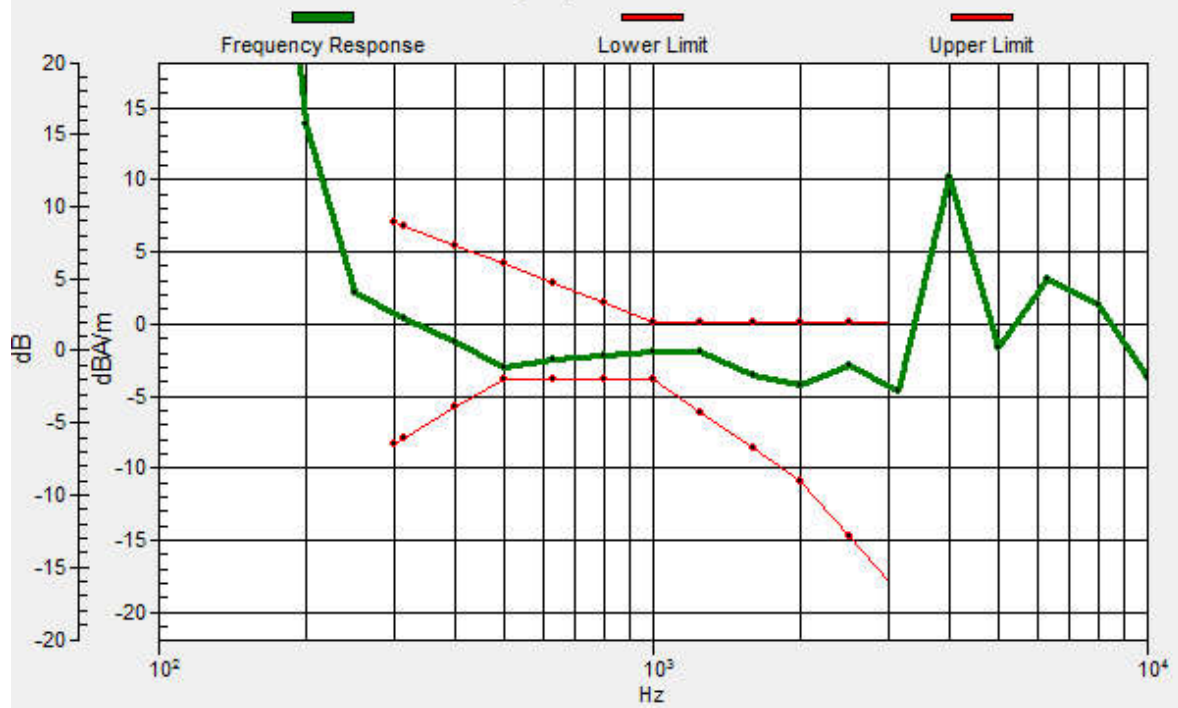
Location: 4.2, -12.1, 3.7 mm



0 dB = 58.46 = 35.34 dB

Ch26340/z (axial) wideband at best S/N/ABM Freq Resp(x,y,z,f)

Loc: 4.3, -12, 3.7 mm Diff: 0.8dB



10_HAC T-Coil_LTE Band 25_20M_QPSK_1RB_0Offset_Ch26340_Y

Communication System: UID 0, LTE (0); Frequency: 1880 MHz;Duty Cycle: 1:1

Medium: Air Medium parameters used: $\sigma = 0$ S/m, $\epsilon_r = 1$; $\rho = 0$ kg/m³

Ambient Temperature : 23.4 °C

DASY5 Configuration:

- Probe: AM1DV3 - 3128; ; Calibrated: 2022/7/19
- Sensor-Surface: 0mm (Fix Surface)
- Electronics: DAE4 Sn1664; Calibrated: 2022/5/30
- Phantom: HAC Test Arch with AMCC; Type: SD HAC P01 BA;
- Measurement SW: DASY52, Version 52.10 (3); SEMCAD X Version 14.6.13 (7474)


Ch26340/y (transversal) 4.2mm 50 x 50/ABM Interpolated SNR(x,y,z) (121x121x1):

Interpolated grid: dx=1.000 mm, dy=1.000 mm

ABM1/ABM2 = 36.52 dB

ABM1 comp = -13.54 dBA/m

Location: 0, -20, 3.7 mm



0 dB = 66.95 = 36.52 dB

11_HAC T-Coil_LTE Band 26_15M_QPSK_1RB_0Offset_Ch26865_Z

Communication System: UID 0, LTE (0); Frequency: 831.5 MHz;Duty Cycle: 1:1

Medium: Air Medium parameters used: $\sigma = 0$ S/m, $\epsilon_r = 1$; $\rho = 0$ kg/m³

Ambient Temperature : 23.4 °C

DASY5 Configuration:

- Probe: AM1DV3 - 3128; ; Calibrated: 2022/7/19
- Sensor-Surface: 0mm (Fix Surface)
- Electronics: DAE4 Sn1664; Calibrated: 2022/5/30
- Phantom: HAC Test Arch with AMCC; Type: SD HAC P01 BA;
- Measurement SW: DASY52, Version 52.10 (3); SEMCAD X Version 14.6.13 (7474)


Ch26865/z (axial) 4.2mm 50 x 50/ABM Interpolated SNR(x,y,z) (121x121x1):

Interpolated grid: dx=1.000 mm, dy=1.000 mm

ABM1/ABM2 = 39.77 dB

ABM1 comp = -3.93 dBA/m

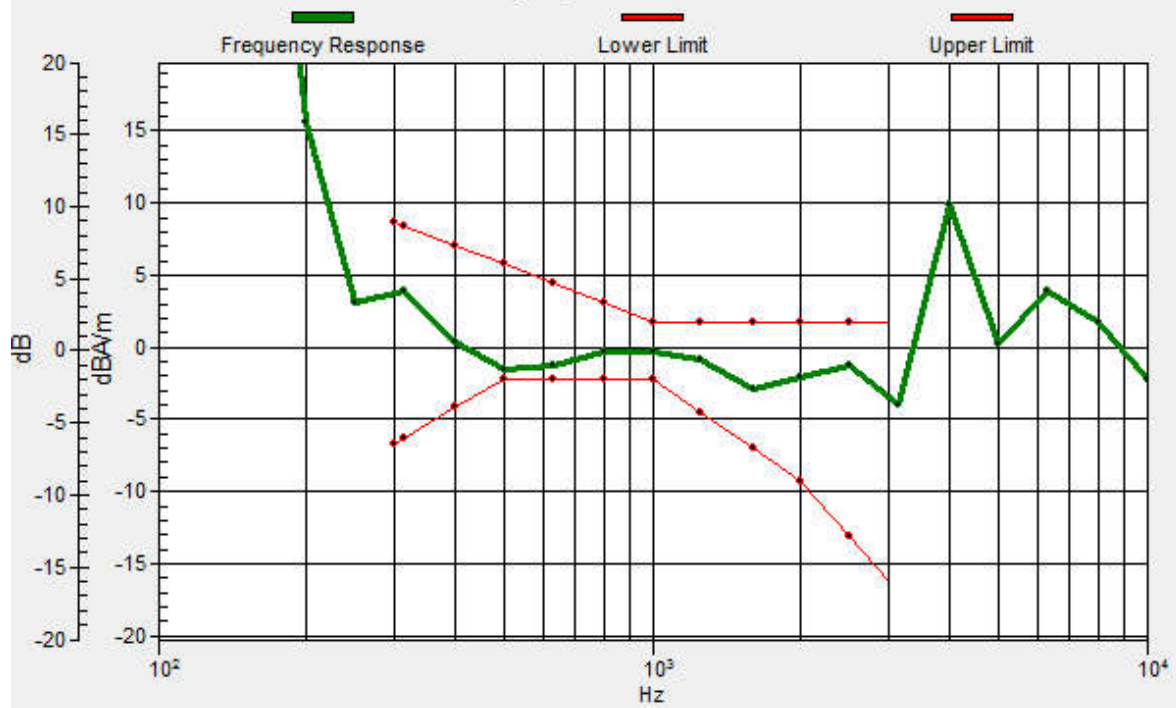
Location: 6.7, -9.6, 3.7 mm



0 dB = 97.43 = 39.77 dB

Ch26865/z (axial) wideband at best S/N/ABM Freq Resp(x,y,z,f)

Loc: 6.6, -9.7, 3.7 mm Diff: 0.74dB



11_HAC T-Coil_LTE Band 26_15M_QPSK_1RB_0Offset_Ch26865_Y

Communication System: UID 0, LTE (0); Frequency: 831.5 MHz;Duty Cycle: 1:1

Medium: Air Medium parameters used: $\sigma = 0$ S/m, $\epsilon_r = 1$; $\rho = 0$ kg/m³

Ambient Temperature : 23.4 °C

DASY5 Configuration:

- Probe: AM1DV3 - 3128; ; Calibrated: 2022/7/19
- Sensor-Surface: 0mm (Fix Surface)
- Electronics: DAE4 Sn1664; Calibrated: 2022/5/30
- Phantom: HAC Test Arch with AMCC; Type: SD HAC P01 BA;
- Measurement SW: DASY52, Version 52.10 (3); SEMCAD X Version 14.6.13 (7474)


Ch26865/y (transversal) 4.2mm 50 x 50/ABM Interpolated SNR(x,y,z) (121x121x1):

Interpolated grid: dx=1.000 mm, dy=1.000 mm

ABM1/ABM2 = 35.83 dB

ABM1 comp = -13.93 dBA/m

Location: 3.3, -20.8, 3.7 mm



0 dB = 61.86 = 35.83 dB

12_HAC T-Coil_LTE Band 30_10M_QPSK_1RB_0Offset_Ch27710_Z

Communication System: UID 0, LTE (0); Frequency: 2310 MHz; Duty Cycle: 1:1

Medium: Air Medium parameters used: $\sigma = 0$ S/m, $\epsilon_r = 1$; $\rho = 0$ kg/m³

Ambient Temperature : 23.4 °C

DASY5 Configuration:

- Probe: AM1DV3 - 3128; ; Calibrated: 2022/7/19
- Sensor-Surface: 0mm (Fix Surface)
- Electronics: DAE4 Sn1664; Calibrated: 2022/5/30
- Phantom: HAC Test Arch with AMCC; Type: SD HAC P01 BA;
- Measurement SW: DASY52, Version 52.10 (3); SEMCAD X Version 14.6.13 (7474)


Ch27710/z (axial) 4.2mm 50 x 50/ABM Interpolated SNR(x,y,z) (121x121x1):

Interpolated grid: dx=1.000 mm, dy=1.000 mm

ABM1/ABM2 = 36.13 dB

ABM1 comp = -4.97 dBA/m

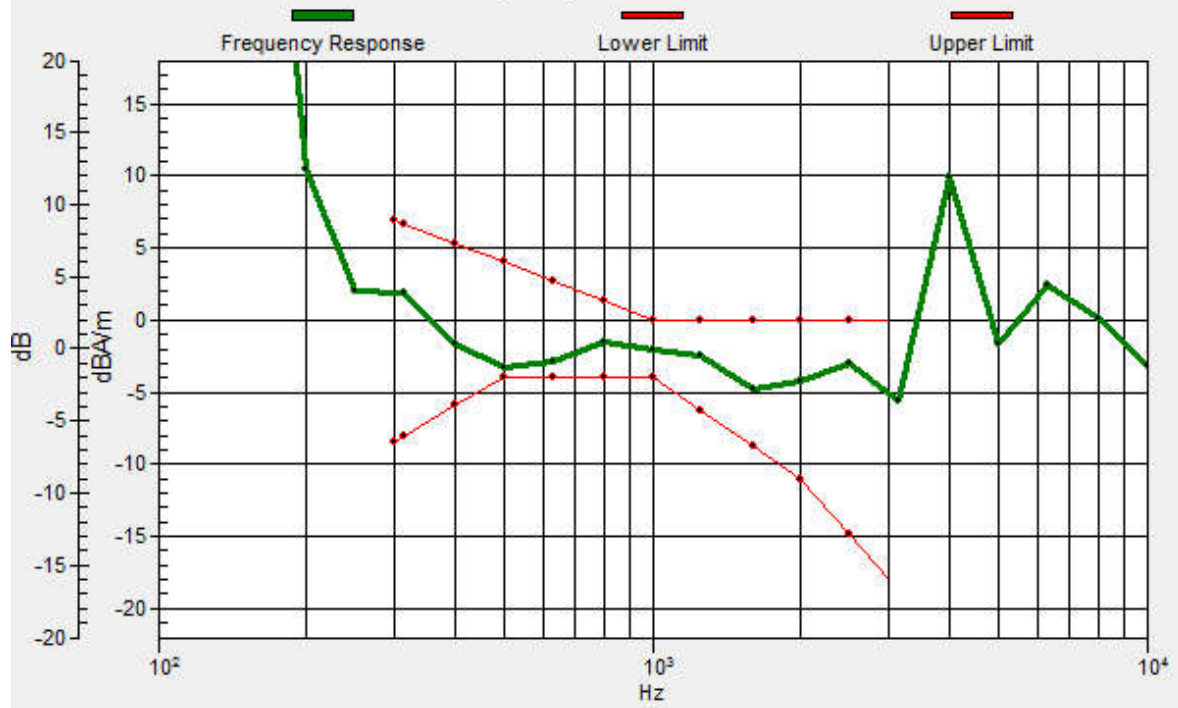
Location: 3.3, -11.3, 3.7 mm



0 dB = 64.08 = 36.13 dB

Ch27710/z (axial) wideband at best S/N/ABM Freq Resp(x,y,z,f)

Loc: 3.5, -11.2, 3.7 mm Diff: 0.74dB



12_HAC T-Coil_LTE Band 30_10M_QPSK_1RB_0Offset_Ch27710_Y

Communication System: UID 0, LTE (0); Frequency: 2310 MHz; Duty Cycle: 1:1

Medium: Air Medium parameters used: $\sigma = 0$ S/m, $\epsilon_r = 1$; $\rho = 0$ kg/m³

Ambient Temperature : 23.4 °C

DASY5 Configuration:

- Probe: AM1DV3 - 3128; ; Calibrated: 2022/7/19
- Sensor-Surface: 0mm (Fix Surface)
- Electronics: DAE4 Sn1664; Calibrated: 2022/5/30
- Phantom: HAC Test Arch with AMCC; Type: SD HAC P01 BA;
- Measurement SW: DASY52, Version 52.10 (3); SEMCAD X Version 14.6.13 (7474)


Ch27710/y (transversal) 4.2mm 50 x 50/ABM Interpolated SNR(x,y,z) (121x121x1):

Interpolated grid: dx=1.000 mm, dy=1.000 mm

ABM1/ABM2 = 35.74 dB

ABM1 comp = -17.50 dBA/m

Location: -3.7, 0.4, 3.7 mm



0 dB = 61.21 = 35.74 dB

13_HAC T-Coil_LTE Band 66_20M_QPSK_1RB_0Offset_Ch132322_Z

Communication System: UID 0, LTE (0); Frequency: 1745 MHz; Duty Cycle: 1:1

Medium: Air Medium parameters used: $\sigma = 0$ S/m, $\epsilon_r = 1$; $\rho = 0$ kg/m³

Ambient Temperature : 23.4 °C

DASY5 Configuration:

- Probe: AM1DV3 - 3128; ; Calibrated: 2022/7/19
- Sensor-Surface: 0mm (Fix Surface)
- Electronics: DAE4 Sn1664; Calibrated: 2022/5/30
- Phantom: HAC Test Arch with AMCC; Type: SD HAC P01 BA;
- Measurement SW: DASY52, Version 52.10 (3); SEMCAD X Version 14.6.13 (7474)


Ch132322/z (axial) 4.2mm 50 x 50/ABM Interpolated SNR(x,y,z) (121x121x1):

Interpolated grid: dx=1.000 mm, dy=1.000 mm

ABM1/ABM2 = 35.22 dB

ABM1 comp = -4.85 dBA/m

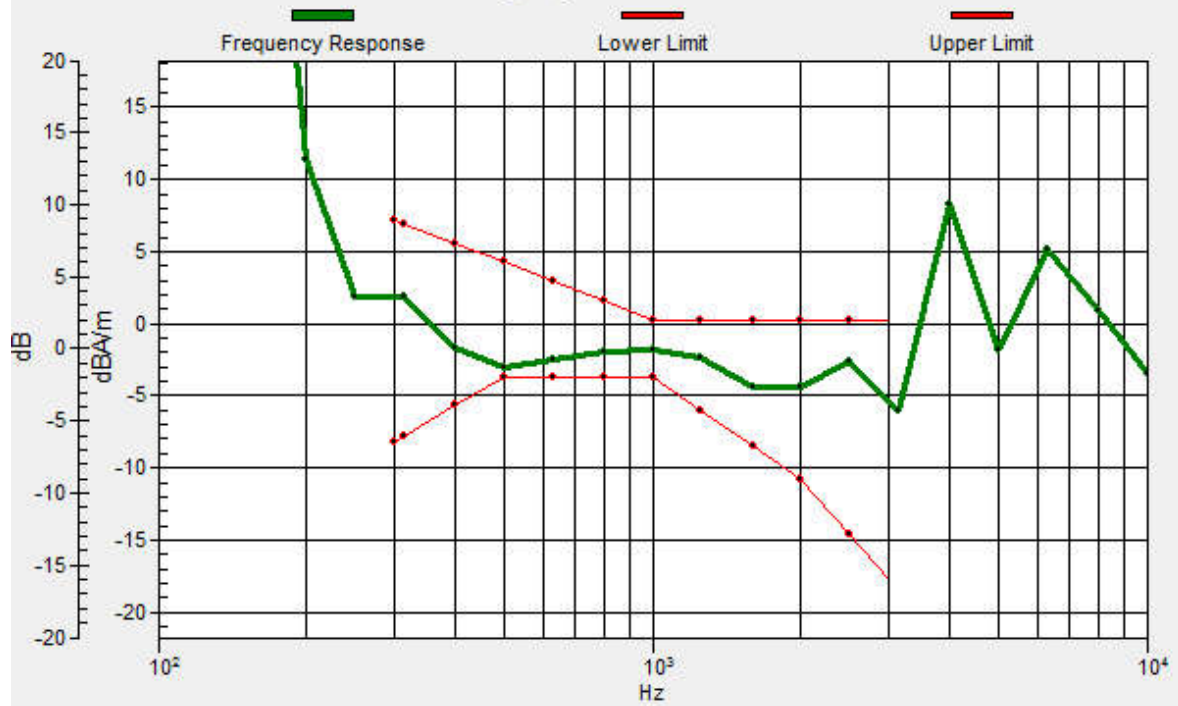
Location: 4.2, -8.3, 3.7 mm



0 dB = 57.70 = 35.22 dB

Ch132322/z (axial) wideband at best S/N/ABM Freq Resp(x,y,z,f)

Loc: 4, -8.2, 3.7 mm Diff: 0.7dB



13_HAC T-Coil_LTE Band 66_20M_QPSK_1RB_0Offset_Ch132322_Y

Communication System: UID 0, LTE (0); Frequency: 1745 MHz; Duty Cycle: 1:1

Medium: Air Medium parameters used: $\sigma = 0$ S/m, $\epsilon_r = 1$; $\rho = 0$ kg/m³

Ambient Temperature : 23.4 °C

DASY5 Configuration:

- Probe: AM1DV3 - 3128; ; Calibrated: 2022/7/19
- Sensor-Surface: 0mm (Fix Surface)
- Electronics: DAE4 Sn1664; Calibrated: 2022/5/30
- Phantom: HAC Test Arch with AMCC; Type: SD HAC P01 BA;
- Measurement SW: DASY52, Version 52.10 (3); SEMCAD X Version 14.6.13 (7474)


Ch132322/y (transversal) 4.2mm 50 x 50/ABM Interpolated SNR(x,y,z)

(121x121x1): Interpolated grid: dx=1.000 mm, dy=1.000 mm

ABM1/ABM2 = 36.21 dB

ABM1 comp = -12.80 dBA/m

Location: 0.8, -1.7, 3.7 mm



14_HAC T-Coil_LTE Band 71_20M_QPSK_1RB_0Offset_Ch133297_Z

Communication System: UID 0, LTE (0); Frequency: 680.5 MHz;Duty Cycle: 1:1

Medium: Air Medium parameters used: $\sigma = 0$ S/m, $\epsilon_r = 1$; $\rho = 0$ kg/m³

Ambient Temperature : 23.4 °C

DASY5 Configuration:

- Probe: AM1DV3 - 3128; ; Calibrated: 2022/7/19
- Sensor-Surface: 0mm (Fix Surface)
- Electronics: DAE4 Sn1664; Calibrated: 2022/5/30
- Phantom: HAC Test Arch with AMCC; Type: SD HAC P01 BA;
- Measurement SW: DASY52, Version 52.10 (3); SEMCAD X Version 14.6.13 (7474)


Ch133297/z (axial) 4.2mm 50 x 50/ABM Interpolated SNR(x,y,z) (121x121x1):

Interpolated grid: dx=1.000 mm, dy=1.000 mm

ABM1/ABM2 = 39.05 dB

ABM1 comp = -4.04 dBA/m

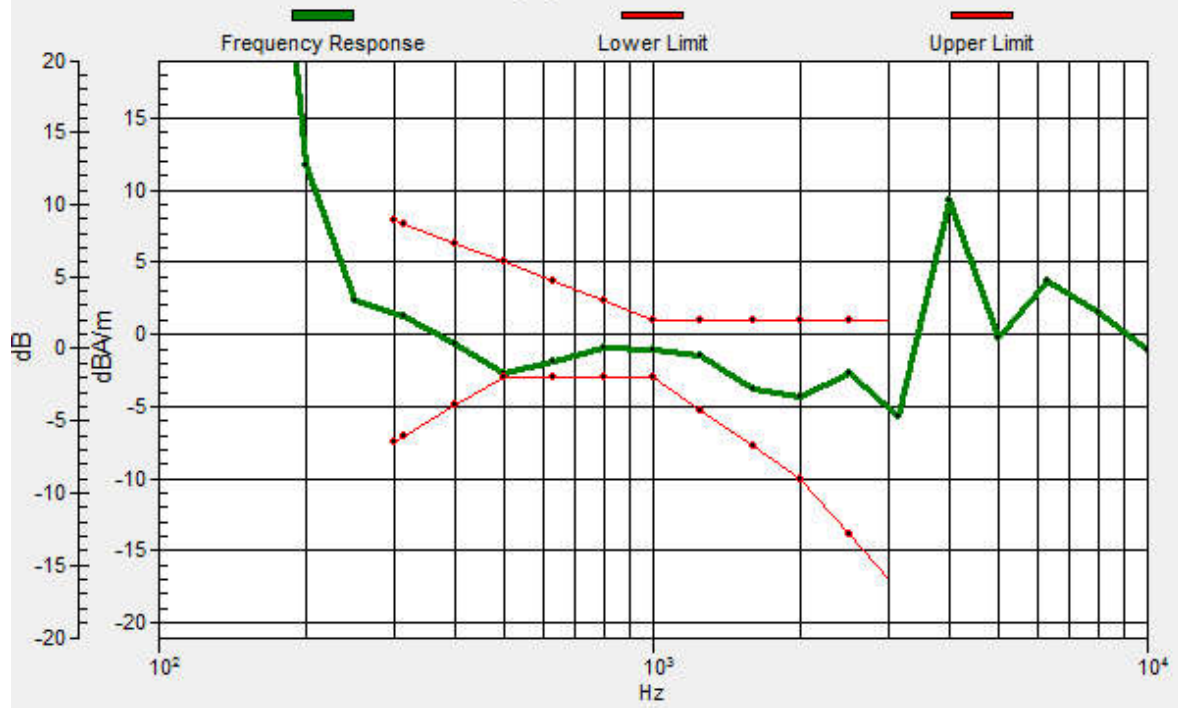
Location: 4.2, -9.2, 3.7 mm



0 dB = 89.62 = 39.05 dB

Ch133297/z (axial) wideband at best S/N/ABM Freq Resp(x,y,z,f)

Loc: 4.1, -9, 3.7 mm Diff: 0.33dB



14_HAC T-Coil_LTE Band 71_20M_QPSK_1RB_0Offset_Ch133297_Y

Communication System: UID 0, LTE (0); Frequency: 680.5 MHz;Duty Cycle: 1:1

Medium: Air Medium parameters used: $\sigma = 0$ S/m, $\epsilon_r = 1$; $\rho = 0$ kg/m³

Ambient Temperature : 23.4 °C

DASY5 Configuration:

- Probe: AM1DV3 - 3128; ; Calibrated: 2022/7/19
- Sensor-Surface: 0mm (Fix Surface)
- Electronics: DAE4 Sn1664; Calibrated: 2022/5/30
- Phantom: HAC Test Arch with AMCC; Type: SD HAC P01 BA;
- Measurement SW: DASY52, Version 52.10 (3); SEMCAD X Version 14.6.13 (7474)


Ch133297/y (transversal) 4.2mm 50 x 50/ABM Interpolated SNR(x,y,z)

(121x121x1): Interpolated grid: dx=1.000 mm, dy=1.000 mm

ABM1/ABM2 = 36.95 dB

ABM1 comp = -12.94 dBA/m

Location: 1.7, -18.3, 3.7 mm



15_HAC T-Coil_LTE Band 41_20M_QPSK_1RB_0Offset_Ch40620_Z

Communication System: UID 0, LTE (0); Frequency: 2593 MHz;Duty Cycle: 1:1.59

Medium: Air Medium parameters used: $\sigma = 0$ S/m, $\epsilon_r = 1$; $\rho = 0$ kg/m³

Ambient Temperature : 23.4 °C

DASY5 Configuration:

- Probe: AM1DV3 - 3128; ; Calibrated: 2022/7/19
- Sensor-Surface: 0mm (Fix Surface)
- Electronics: DAE4 Sn1664; Calibrated: 2022/5/30
- Phantom: HAC Test Arch with AMCC; Type: SD HAC P01 BA;
- Measurement SW: DASY52, Version 52.10 (3); SEMCAD X Version 14.6.13 (7474)


Ch40620/z (axial) 4.2mm 50 x 50/ABM Interpolated SNR(x,y,z) (121x121x1):

Interpolated grid: dx=1.000 mm, dy=1.000 mm

ABM1/ABM2 = 30.70 dB

ABM1 comp = -4.38 dBA/m

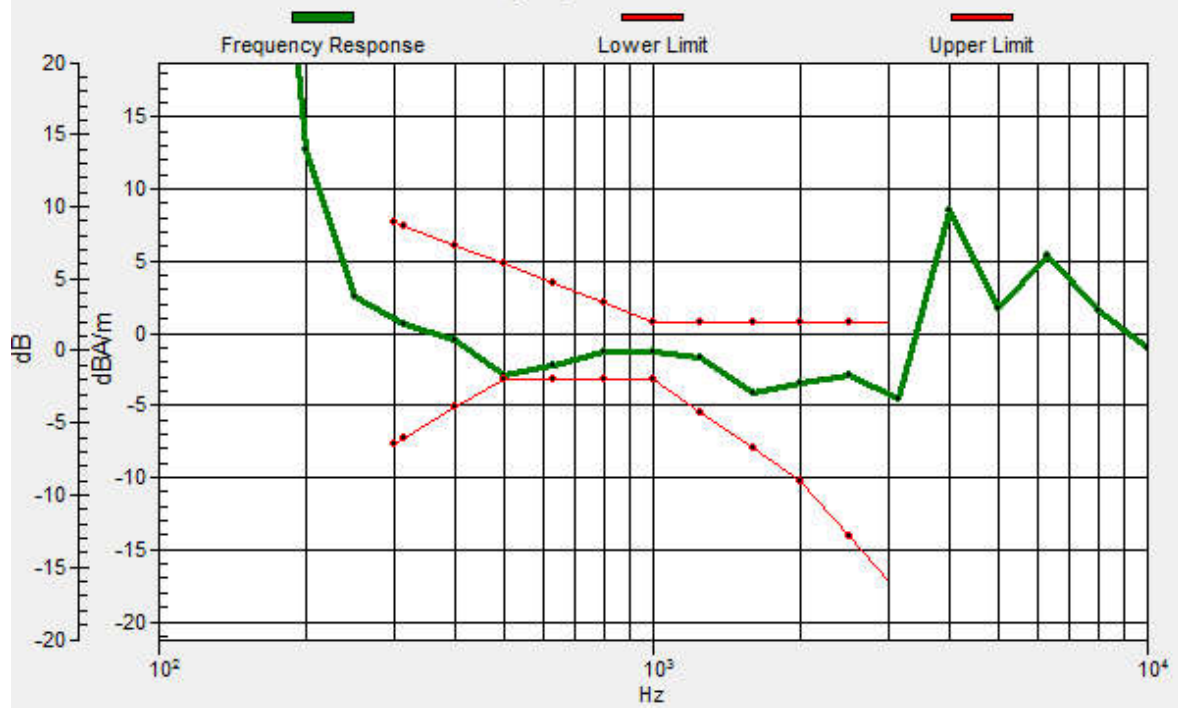
Location: 4.2, -9.2, 3.7 mm



0 dB = 34.28 = 30.70 dB

Ch40620/z (axial) wideband at best S/N/ABM Freq Resp(x,y,z,f)

Loc: 4.1, -9.2, 3.7 mm Diff: 0.28dB



15_HAC T-Coil_LTE Band 41_20M_QPSK_1RB_0Offset_Ch40620_Y

Communication System: UID 0, LTE (0); Frequency: 2593 MHz; Duty Cycle: 1:1.59

Medium: Air Medium parameters used: $\sigma = 0$ S/m, $\epsilon_r = 1$; $\rho = 0$ kg/m³

Ambient Temperature : 23.4 °C

DASY5 Configuration:

- Probe: AM1DV3 - 3128; ; Calibrated: 2022/7/19
- Sensor-Surface: 0mm (Fix Surface)
- Electronics: DAE4 Sn1664; Calibrated: 2022/5/30
- Phantom: HAC Test Arch with AMCC; Type: SD HAC P01 BA;
- Measurement SW: DASY52, Version 52.10 (3); SEMCAD X Version 14.6.13 (7474)


Ch40620/y (transversal) 4.2mm 50 x 50/ABM Interpolated SNR(x,y,z) (121x121x1):

Interpolated grid: dx=1.000 mm, dy=1.000 mm

ABM1/ABM2 = 33.44 dB

ABM1 comp = -15.56 dBA/m

Location: -0.8, 0, 3.7 mm



0 dB = 47.00 = 33.44 dB

16_HAC T-Coil_LTE Band 48_20M_QPSK_1RB_0Offset_Ch55830_Z

Communication System: UID 0, LTE (0); Frequency: 3609 MHz; Duty Cycle: 1:1.59

Medium: Air Medium parameters used: $\sigma = 0$ S/m, $\epsilon_r = 1$; $\rho = 0$ kg/m³

Ambient Temperature : 23.4 °C

DASY5 Configuration:

- Probe: AM1DV3 - 3128; ; Calibrated: 2022/7/19
- Sensor-Surface: 0mm (Fix Surface)
- Electronics: DAE4 Sn1664; Calibrated: 2022/5/30
- Phantom: HAC Test Arch with AMCC; Type: SD HAC P01 BA;
- Measurement SW: DASY52, Version 52.10 (3); SEMCAD X Version 14.6.13 (7474)


Ch55830/z (axial) 4.2mm 50 x 50/ABM Interpolated SNR(x,y,z) (121x121x1):

Interpolated grid: dx=1.000 mm, dy=1.000 mm

ABM1/ABM2 = 34.89 dB

ABM1 comp = -1.80 dBA/m

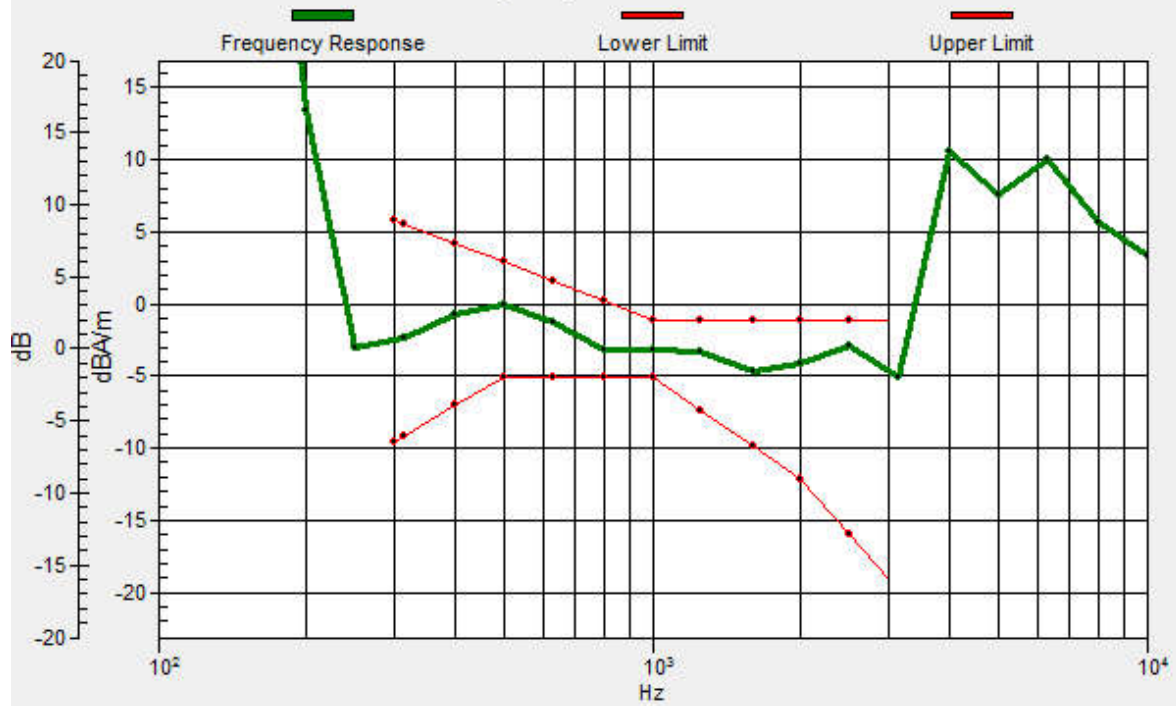
Location: 4.2, -12.1, 3.7 mm



0 dB = 55.50 = 34.89 dB

Ch55830/z (axial) wideband at best S/N/ABM Freq Resp(x,y,z,f)

Loc: 4.1, -12.3, 3.7 mm Diff: 1.73dB



16_HAC T-Coil_LTE Band 48_20M_QPSK_1RB_0Offset_Ch55830_Y

Communication System: UID 0, LTE (0); Frequency: 3609 MHz;Duty Cycle: 1:1.59

Medium: Air Medium parameters used: $\sigma = 0$ S/m, $\epsilon_r = 1$; $\rho = 0$ kg/m³

Ambient Temperature : 23.4 °C

DASY5 Configuration:

- Probe: AM1DV3 - 3128; ; Calibrated: 2022/7/19
- Sensor-Surface: 0mm (Fix Surface)
- Electronics: DAE4 Sn1664; Calibrated: 2022/5/30
- Phantom: HAC Test Arch with AMCC; Type: SD HAC P01 BA;
- Measurement SW: DASY52, Version 52.10 (3); SEMCAD X Version 14.6.13 (7474)


Ch55830/y (transversal) 4.2mm 50 x 50/ABM Interpolated SNR(x,y,z) (121x121x1):

Interpolated grid: dx=1.000 mm, dy=1.000 mm

ABM1/ABM2 = 27.64 dB

ABM1 comp = -13.96 dBA/m

Location: -0.4, -25, 3.7 mm



0 dB = 24.10 = 27.64 dB

22_HAC T-Coil_LTE Band 48_20M_QPSK_1RB_0Offset_Ch55830_Z

Communication System: UID 0, LTE (0); Frequency: 3609 MHz; Duty Cycle: 1:1.59

Medium: Air Medium parameters used: $\sigma = 0$ S/m, $\epsilon_r = 1$; $\rho = 0$ kg/m³

Ambient Temperature : 23.4 °C

DASY5 Configuration:

- Probe: AM1DV3 - 3128; ; Calibrated: 2022/7/19
- Sensor-Surface: 0mm (Fix Surface)
- Electronics: DAE4 Sn1664; Calibrated: 2022/5/30
- Phantom: HAC Test Arch with AMCC; Type: SD HAC P01 BA;
- Measurement SW: DASY52, Version 52.10 (3); SEMCAD X Version 14.6.13 (7474)


Ch55830/z (axial) 4.2mm 50 x 50/ABM Interpolated SNR(x,y,z) (121x121x1):

Interpolated grid: dx=1.000 mm, dy=1.000 mm

ABM1/ABM2 = 35.68 dB

ABM1 comp = -0.75 dBA/m

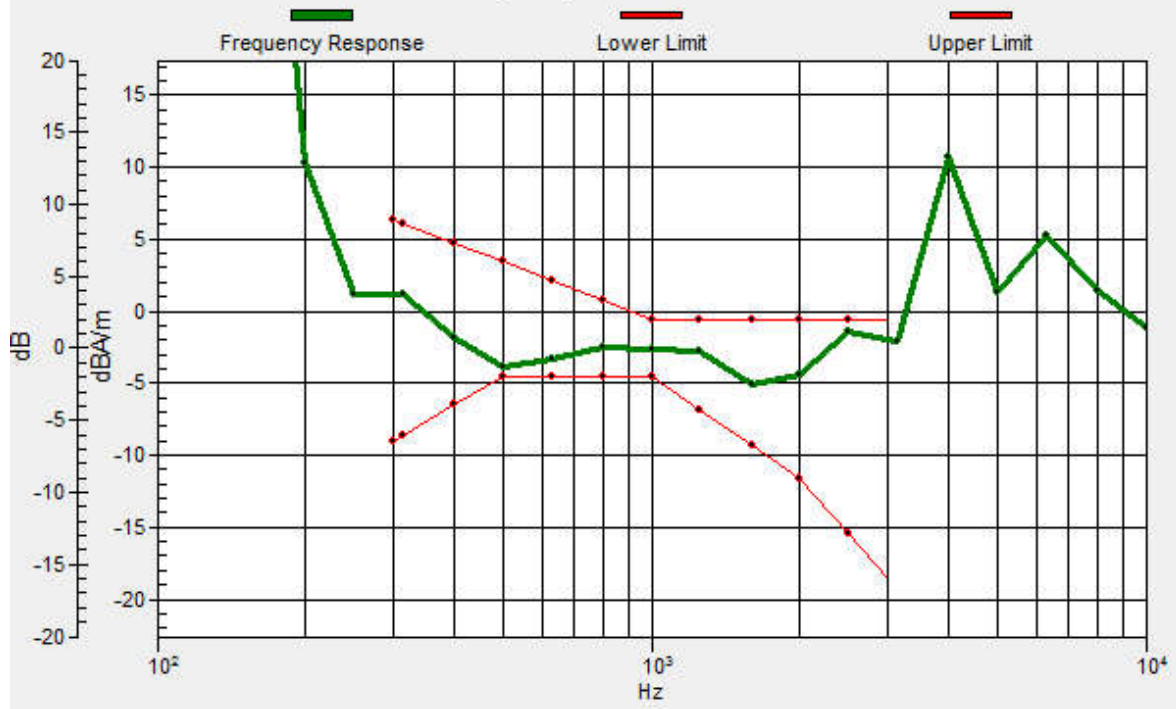
Location: 4.2, -12.1, 3.7 mm



0 dB = 56.80 = 35.68 dB

Ch55830/z (axial) wideband at best S/N/ABM Freq Resp(x,y,z,f)

Loc: 4.1, -11.2, 3.7 mm Diff: 0.75dB



22_HAC T-Coil_LTE Band 48_20M_QPSK_1RB_0Offset_Ch55830_Y

Communication System: UID 0, LTE (0); Frequency: 3609 MHz; Duty Cycle: 1:1.59

Medium: Air Medium parameters used: $\sigma = 0$ S/m, $\epsilon_r = 1$; $\rho = 0$ kg/m³

Ambient Temperature : 23.4 °C

DASY5 Configuration:

- Probe: AM1DV3 - 3128; ; Calibrated: 2022/7/19
- Sensor-Surface: 0mm (Fix Surface)
- Electronics: DAE4 Sn1664; Calibrated: 2022/5/30
- Phantom: HAC Test Arch with AMCC; Type: SD HAC P01 BA;
- Measurement SW: DASY52, Version 52.10 (3); SEMCAD X Version 14.6.13 (7474)


Ch55830/y (transversal) 4.2mm 50 x 50/ABM Interpolated SNR(x,y,z) (121x121x1):

Interpolated grid: dx=1.000 mm, dy=1.000 mm

ABM1/ABM2 = 28.85 dB

ABM1 comp = -11.45 dBA/m

Location: -0.4, -25, 3.7 mm



0 dB = 26.30 = 28.85 dB

17_HAC T-Coil_WLAN 2.4GHz_802.11b 1Mbps_Ch6_Z

Communication System: UID 0, WIFI (0); Frequency: 2437 MHz;Duty Cycle: 1:1.018

Medium: Air Medium parameters used: $\sigma = 0$ S/m, $\epsilon_r = 1$; $\rho = 0$ kg/m³

Ambient Temperature : 23.4 °C

DASY5 Configuration:

- Probe: AM1DV3 - 3128; ; Calibrated: 2022/7/19
- Sensor-Surface: 0mm (Fix Surface)
- Electronics: DAE4 Sn1664; Calibrated: 2022/5/30
- Phantom: HAC Test Arch with AMCC; Type: SD HAC P01 BA;
- Measurement SW: DASY52, Version 52.10 (3); SEMCAD X Version 14.6.13 (7474)


Ch6/z (axial) 4.2mm 50 x 50/ABM Interpolated SNR(x,y,z) (121x121x1): Interpolated

grid: dx=1.000 mm, dy=1.000 mm

ABM1/ABM2 = 43.50 dB

ABM1 comp = -2.68 dBA/m

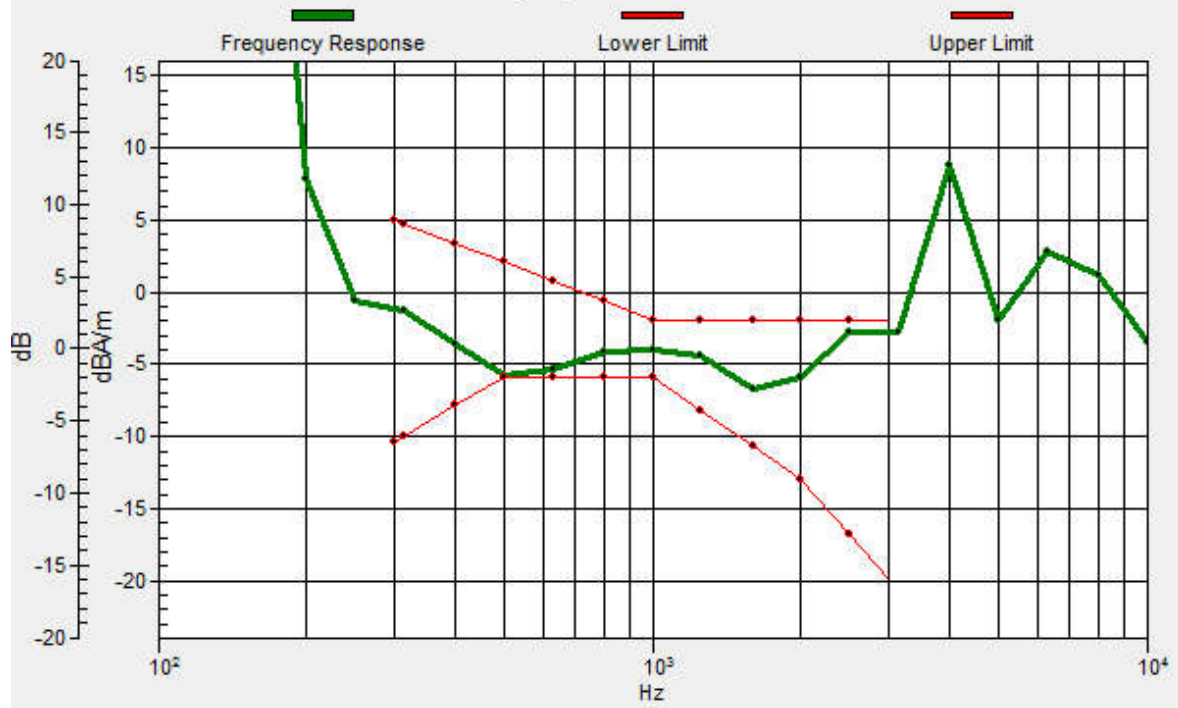
Location: 4.2, -6.7, 3.7 mm



0 dB = 149.6 = 43.50 dB

Ch6/z (axial) wideband at best S/N/ABM Freq Resp(x,y,z,f)

Loc: 4.2, -6.7, 3.7 mm Diff: 0.21dB



17_HAC T-Coil_WLAN 2.4GHz_802.11b 1Mbps_Ch6_Y


Communication System: UID 0, WIFI (0); Frequency: 2437 MHz;Duty Cycle: 1:1.018
Medium: Air Medium parameters used: $\sigma = 0$ S/m, $\epsilon_r = 1$; $\rho = 0$ kg/m³
Ambient Temperature : 23.4 °C

DASY5 Configuration:

- Probe: AM1DV3 - 3128; ; Calibrated: 2022/7/19
- Sensor-Surface: 0mm (Fix Surface)
- Electronics: DAE4 Sn1664; Calibrated: 2022/5/30
- Phantom: HAC Test Arch with AMCC; Type: SD HAC P01 BA;
- Measurement SW: DASY52, Version 52.10 (3); SEMCAD X Version 14.6.13 (7474)

Ch6/y (transversal) 4.2mm 50 x 50/ABM Interpolated SNR(x,y,z) (121x121x1):

Interpolated grid: dx=1.000 mm, dy=1.000 mm
ABM1/ABM2 = 38.54 dB
ABM1 comp = -10.23 dBA/m
Location: 0, -3.8, 3.7 mm



0 dB = 84.57 = 38.54 dB

18_HAC T-Coil_WLAN 5GHz_802.11ac VHT40 MCS0_Ch38_Z

Communication System: UID 0, WIFI (0); Frequency: 5190 MHz;Duty Cycle: 1:1.036

Medium: Air Medium parameters used: $\sigma = 0$ S/m, $\epsilon_r = 1$; $\rho = 0$ kg/m³

Ambient Temperature : 23.4 °C

DASY5 Configuration:

- Probe: AM1DV3 - 3128; ; Calibrated: 2022/7/19
- Sensor-Surface: 0mm (Fix Surface)
- Electronics: DAE4 Sn1664; Calibrated: 2022/5/30
- Phantom: HAC Test Arch with AMCC; Type: SD HAC P01 BA;
- Measurement SW: DASY52, Version 52.10 (3); SEMCAD X Version 14.6.13 (7474)


Ch38/z (axial) 4.2mm 50 x 50/ABM Interpolated SNR(x,y,z) (71x71x1): Interpolated

grid: dx=1.000 mm, dy=1.000 mm

ABM1/ABM2 = 38.55 dB

ABM1 comp = -3.57 dBA/m

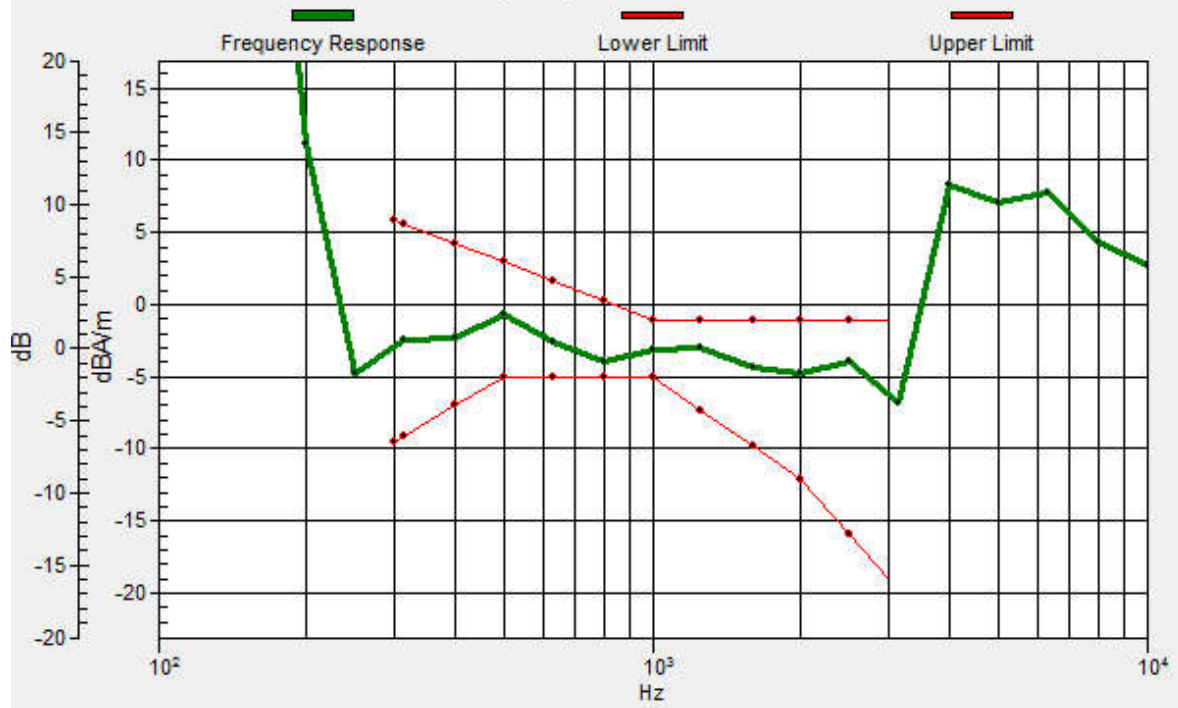
Location: 8.2, -11, 3.7 mm



0 dB = 84.62 = 38.55 dB

Ch38/z (axial) wideband at best S/N/ABM Freq Resp(x,y,z,f)

Loc: 8.3, -10.8, 3.7 mm Diff: 1.08dB



18_HAC T-Coil_WLAN 5GHz_802.11ac VHT40 MCS0_Ch38_Y

Communication System: UID 0, WIFI (0); Frequency: 5190 MHz; Duty Cycle: 1:1.036

Medium: Air Medium parameters used: $\sigma = 0$ S/m, $\epsilon_r = 1$; $\rho = 0$ kg/m³

Ambient Temperature : 23.4 °C

DASY5 Configuration:

- Probe: AM1DV3 - 3128; ; Calibrated: 2022/7/19
- Sensor-Surface: 0mm (Fix Surface)
- Electronics: DAE4 Sn1664; Calibrated: 2022/5/30
- Phantom: HAC Test Arch with AMCC; Type: SD HAC P01 BA;
- Measurement SW: DASY52, Version 52.10 (3); SEMCAD X Version 14.6.13 (7474)


Ch38/y (transversal) 4.2mm 50 x 50/ABM Interpolated SNR(x,y,z) (121x121x1):

Interpolated grid: dx=1.000 mm, dy=1.000 mm

ABM1/ABM2 = 39.82 dB

ABM1 comp = -10.49 dBA/m

Location: 0, -17.9, 3.7 mm



0 dB = 97.94 = 39.82 dB


19_HAC T-Coil_WLAN 5GHz_802.11ac VHT40 MCS0_Ch54_Z

Communication System: UID 0, WIFI (0); Frequency: 5270 MHz; Duty Cycle: 1:1.036
Medium: Air Medium parameters used: $\sigma = 0$ S/m, $\epsilon_r = 1$; $\rho = 0$ kg/m³
Ambient Temperature : 23.4 °C

DASY5 Configuration:

- Probe: AM1DV3 - 3128; ; Calibrated: 2022/7/19
- Sensor-Surface: 0mm (Fix Surface)
- Electronics: DAE4 Sn1664; Calibrated: 2022/5/30
- Phantom: HAC Test Arch with AMCC; Type: SD HAC P01 BA;
- Measurement SW: DASY52, Version 52.10 (3); SEMCAD X Version 14.6.13 (7474)

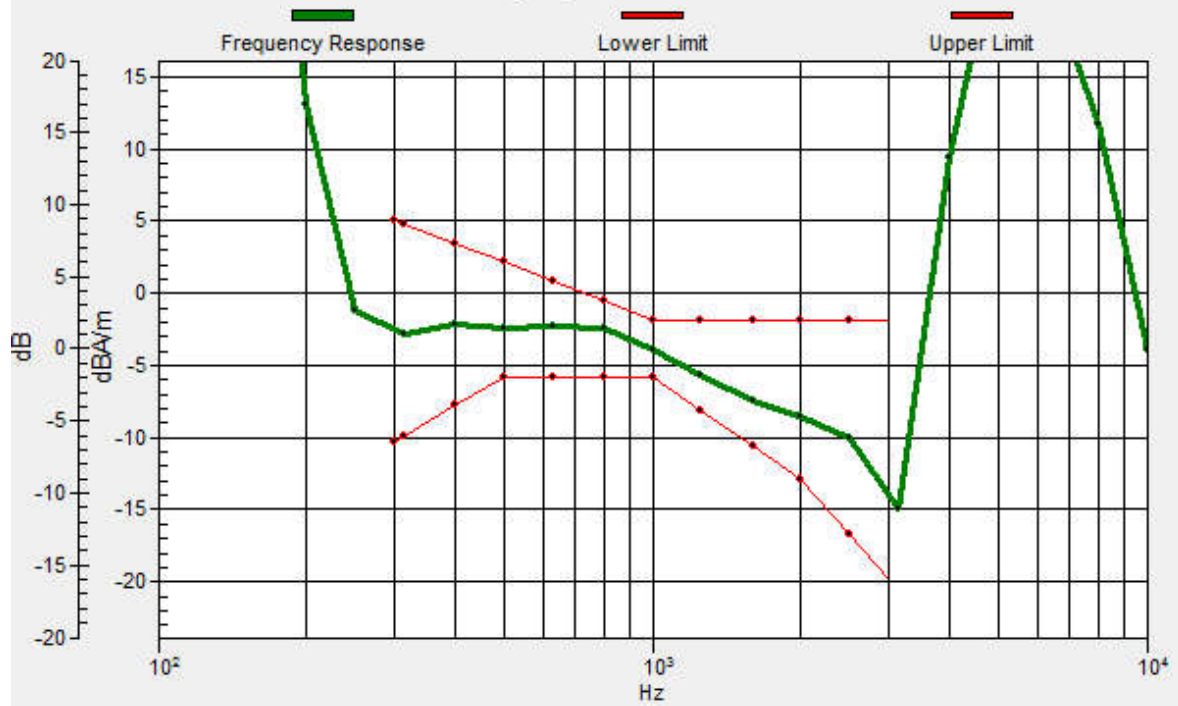
Ch54/z (axial) 4.2mm 50 x 50/ABM Interpolated SNR(x,y,z) (71x71x1): Interpolated grid: dx=1.000 mm, dy=1.000 mm
ABM1/ABM2 = 42.07 dB
ABM1 comp = -4.08 dBA/m
Location: 4, -4.7, 3.7 mm



0 dB = 126.9 = 42.07 dB

Ch54/z (axial) wideband at best S/N/ABM Freq Resp(x,y,z,f)

Loc: 4.2, -4.6, 3.7 mm Diff: 1.87dB



19_HAC T-Coil_WLAN 5GHz_802.11ac VHT40 MCS0_Ch54_Y

Communication System: UID 0, WIFI (0); Frequency: 5270 MHz;Duty Cycle: 1:1.036
Medium: Air Medium parameters used: $\sigma = 0$ S/m, $\epsilon_r = 1$; $\rho = 0$ kg/m³
Ambient Temperature : 23.4 °C

DASY5 Configuration:

- Probe: AM1DV3 - 3128; ; Calibrated: 2022/7/19
- Sensor-Surface: 0mm (Fix Surface)
- Electronics: DAE4 Sn1664; Calibrated: 2022/5/30
- Phantom: HAC Test Arch with AMCC; Type: SD HAC P01 BA;
- Measurement SW: DASY52, Version 52.10 (3); SEMCAD X Version 14.6.13 (7474)


Ch54/y (transversal) 4.2mm 50 x 50/ABM Interpolated SNR(x,y,z) (121x121x1):

Interpolated grid: dx=1.000 mm, dy=1.000 mm

ABM1/ABM2 = 38.27 dB

ABM1 comp = -7.41 dBA/m

Location: 7.9, -20.4, 3.7 mm



0 dB = 81.91 = 38.27 dB

20_HAC T-Coil_WLAN 5GHz_802.11ac VHT40 MCS0_Ch110_Z

Communication System: UID 0, WIFI (0); Frequency: 5550 MHz;Duty Cycle: 1:1.036

Medium: Air Medium parameters used: $\sigma = 0$ S/m, $\epsilon_r = 1$; $\rho = 0$ kg/m³

Ambient Temperature : 23.4 °C

DASY5 Configuration:

- Probe: AM1DV3 - 3128; ; Calibrated: 2022/7/19
- Sensor-Surface: 0mm (Fix Surface)
- Electronics: DAE4 Sn1664; Calibrated: 2022/5/30
- Phantom: HAC Test Arch with AMCC; Type: SD HAC P01 BA;
- Measurement SW: DASY52, Version 52.10 (3); SEMCAD X Version 14.6.13 (7474)

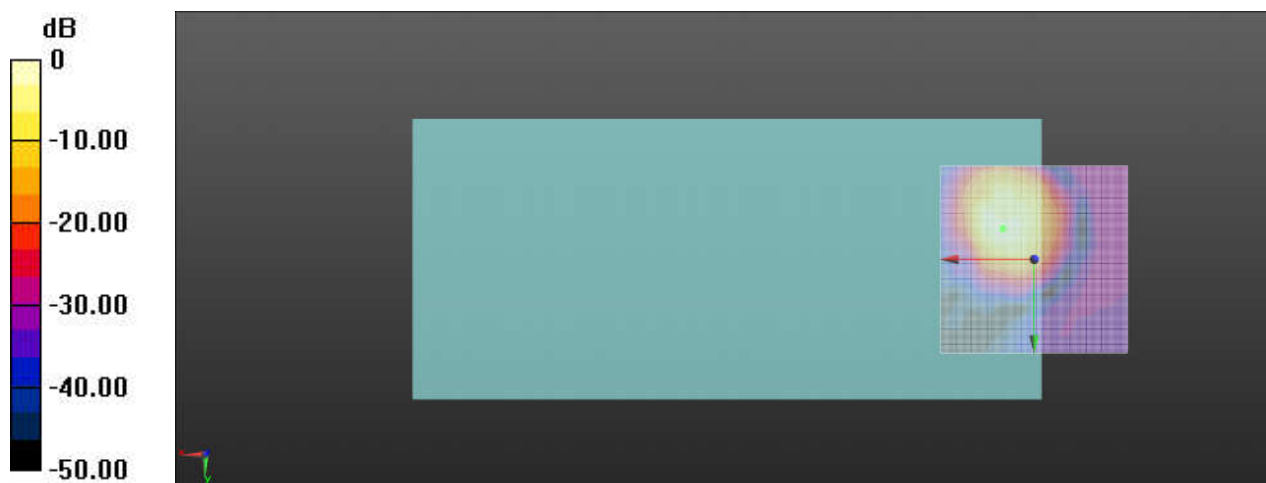
Ch110/z (axial) 4.2mm 50 x 50/ABM Interpolated SNR(x,y,z) (121x121x1):

Interpolated grid: dx=1.000 mm, dy=1.000 mm

ABM1/ABM2 = 43.07 dB

ABM1 comp = -1.93 dBA/m

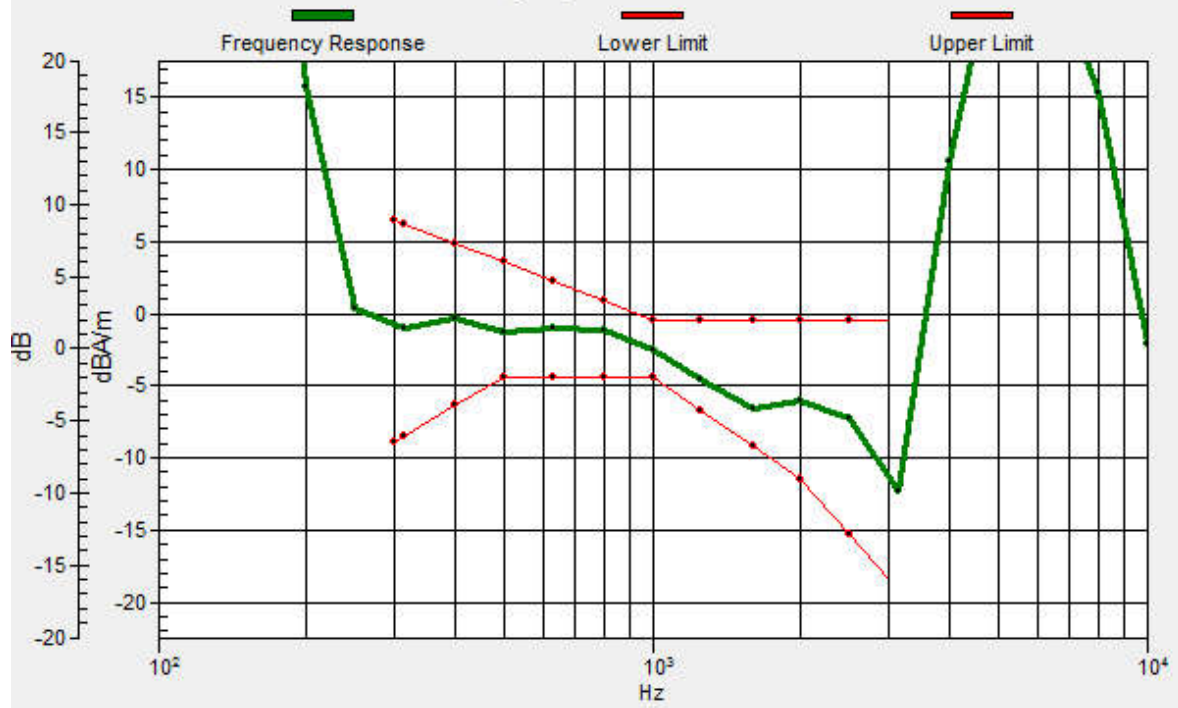
Location: 8.3, -8.3, 3.7 mm



0 dB = 142.4 = 43.07 dB

Ch110/z (axial) wideband at best S/N/ABM Freq Resp(x,y,z,f)

Loc: 8.3, -8.2, 3.7 mm Diff: 1.98dB



20_HAC T-Coil_WLAN 5GHz_802.11ac VHT40 MCS0_Ch110_Y

Communication System: UID 0, WIFI (0); Frequency: 5550 MHz; Duty Cycle: 1:1.036

Medium: Air Medium parameters used: $\sigma = 0$ S/m, $\epsilon_r = 1$; $\rho = 0$ kg/m³

Ambient Temperature : 23.4 °C

DASY5 Configuration:

- Probe: AM1DV3 - 3128; ; Calibrated: 2022/7/19
- Sensor-Surface: 0mm (Fix Surface)
- Electronics: DAE4 Sn1664; Calibrated: 2022/5/30
- Phantom: HAC Test Arch with AMCC; Type: SD HAC P01 BA;
- Measurement SW: DASY52, Version 52.10 (3); SEMCAD X Version 14.6.13 (7474)


Ch110/y (transversal) 4.2mm 50 x 50/ABM Interpolated SNR(x,y,z) (121x121x1):

Interpolated grid: dx=1.000 mm, dy=1.000 mm

ABM1/ABM2 = 39.48 dB

ABM1 comp = -11.46 dBA/m

Location: 0.4, -21.3, 3.7 mm



0 dB = 94.14 = 39.48 dB

21_HAC T-Coil_WLAN 5GHz_802.11ac VHT40 MCS0_Ch151_Z

Communication System: UID 0, WIFI (0); Frequency: 5755 MHz; Duty Cycle: 1:1.036

Medium: Air Medium parameters used: $\sigma = 0$ S/m, $\epsilon_r = 1$; $\rho = 0$ kg/m³

Ambient Temperature : 23.4 °C

DASY5 Configuration:

- Probe: AM1DV3 - 3128; ; Calibrated: 2022/7/19
- Sensor-Surface: 0mm (Fix Surface)
- Electronics: DAE4 Sn1664; Calibrated: 2022/5/30
- Phantom: HAC Test Arch with AMCC; Type: SD HAC P01 BA;
- Measurement SW: DASY52, Version 52.10 (3); SEMCAD X Version 14.6.13 (7474)


Ch151/z (axial) 4.2mm 50 x 50/ABM Interpolated SNR(x,y,z) (121x121x1):

Interpolated grid: dx=1.000 mm, dy=1.000 mm

ABM1/ABM2 = 39.51 dB

ABM1 comp = -1.85 dBA/m

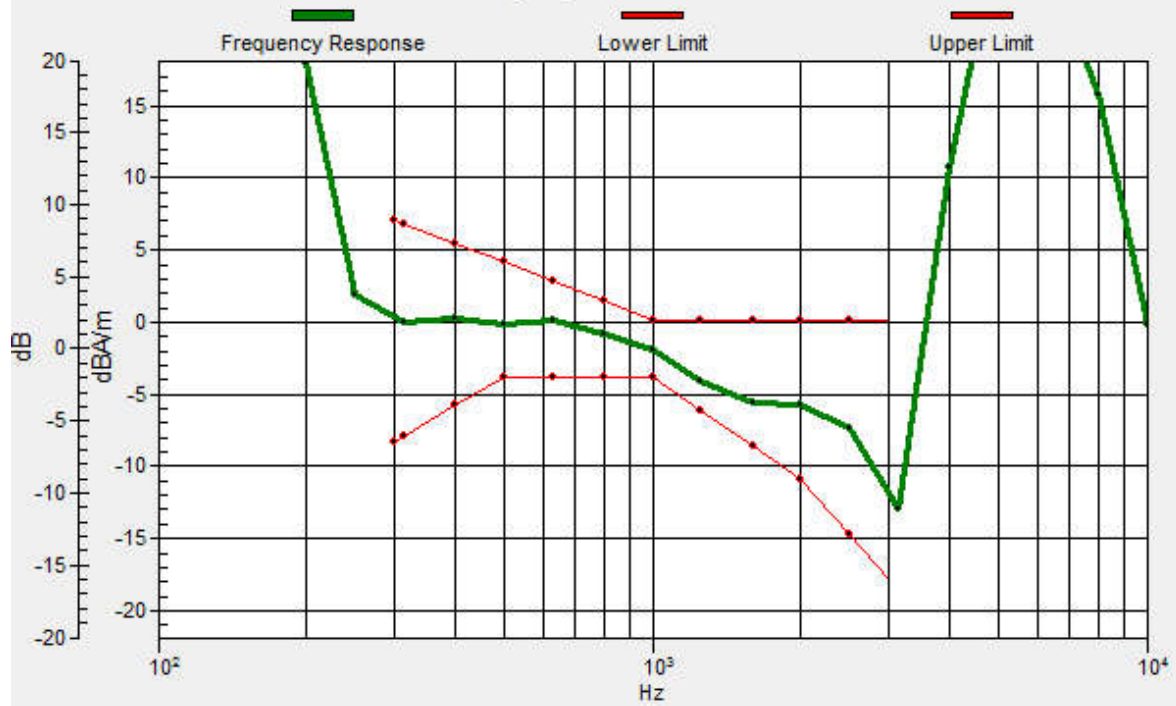
Location: 8.3, -8.8, 3.7 mm



0 dB = 94.55 = 39.51 dB

Ch151/z (axial) wideband at best S/N/ABM Freq Resp(x,y,z,f)

Loc: 8.2, -8.9, 3.7 mm Diff: 1.94dB



21_HAC T-Coil_WLAN 5GHz_802.11ac VHT40 MCS0_Ch151_Y

Communication System: UID 0, WIFI (0); Frequency: 5755 MHz; Duty Cycle: 1:1.036

Medium: Air Medium parameters used: $\sigma = 0$ S/m, $\epsilon_r = 1$; $\rho = 0$ kg/m³

Ambient Temperature : 23.4 °C

DASY5 Configuration:

- Probe: AM1DV3 - 3128; ; Calibrated: 2022/7/19
- Sensor-Surface: 0mm (Fix Surface)
- Electronics: DAE4 Sn1664; Calibrated: 2022/5/30
- Phantom: HAC Test Arch with AMCC; Type: SD HAC P01 BA;
- Measurement SW: DASY52, Version 52.10 (3); SEMCAD X Version 14.6.13 (7474)


Ch151/y (transversal) 4.2mm 50 x 50/ABM Interpolated SNR(x,y,z) (121x121x1):

Interpolated grid: dx=1.000 mm, dy=1.000 mm

ABM1/ABM2 = 31.84 dB

ABM1 comp = -14.00 dBA/m

Location: -1.7, -17.5, 3.7 mm



0 dB = 39.10 = 31.84 dB