



FCC RF Test Report

APPLICANT : Motorola Mobility LLC
EQUIPMENT : Mobile Cellular Phone
BRAND NAME : Motorola
MODEL NAME : XT2315-1, XT2315-4, XT2315-5
FCC ID : IHDT56AL2
STANDARD : 47 CFR Part 2, 27(F), 27(H), 27(M), 27(N)
CLASSIFICATION : PCS Licensed Transmitter Held to Ear (PCE)
TEST DATE(S) : Dec. 04, 2022 ~ Dec. 25, 2022

We, Sporton International Inc. (Shenzhen), would like to declare that the tested sample has been evaluated in accordance with the procedures given in ANSI C63.26-2015 and shown compliance with the applicable technical standards.

The test results in this report apply exclusively to the tested model / sample. Without written approval of Sporton International Inc. (Shenzhen), the test report shall not be reproduced except in full.

Jason Jia



Approved by: Jason Jia

Sporton International Inc. (ShenZhen)

1/F, 2/F, Bldg 5, Shiling Industrial Zone, Xinwei Village, Xili, Nanshan, Shenzhen, 518055

People's Republic of China



TABLE OF CONTENTS

REVISION HISTORY... 3
SUMMARY OF TEST RESULT ... 4
1 GENERAL DESCRIPTION ... 5
1.1 Applicant ... 5
1.2 Manufacturer ... 5
1.3 Product Feature of Equipment Under Test ... 5
1.4 Product Specification of Equipment Under Test ... 6
1.5 Modification of EUT ... 7
1.6 Specification of Accessory ... 7
1.7 Maximum ERP/EIRP Power and Emission Designator ... 8
1.8 Testing Location ... 10
1.9 Test Software ... 10
1.10 Applicable Standards ... 10
2 TEST CONFIGURATION OF EQUIPMENT UNDER TEST ... 11
2.1 Test Mode ... 11
2.2 Connection Diagram of Test System ... 14
2.3 Support Unit used in test configuration and system ... 14
2.4 Measurement Results Explanation Example ... 14
2.5 Frequency List of Low/Middle/High Channels ... 15
3 CONDUCTED TEST ITEMS ... 20
3.1 Measuring Instruments ... 20
3.2 Test Setup ... 20
3.3 Test Result of Conducted Test ... 20
3.4 Conducted Output Power and ERP/EIRP ... 21
3.5 Peak-to-Average Ratio ... 22
3.6 Occupied Bandwidth ... 23
3.7 Conducted Band Edge ... 24
3.8 Conducted Spurious Emission ... 26
3.9 Frequency Stability ... 27
4 RADIATED TEST ITEMS ... 28
4.1 Measuring Instruments ... 28
4.2 Test Setup ... 28
4.3 Test Result of Radiated Test ... 29
4.4 Radiated Spurious Emission ... 30
5 LIST OF MEASURING EQUIPMENT ... 31
6 UNCERTAINTY OF EVALUATION ... 32
APPENDIX A. TEST RESULTS OF CONDUCTED TEST
APPENDIX B. TEST RESULTS OF RADIATED TEST
APPENDIX C. TEST SETUP PHOTOGRAPHS



REVISION HISTORY

REPORT NO.	VERSION	DESCRIPTION	ISSUED DATE
FG2N2910C	Rev. 01	Initial issue of report	Jan. 20, 2023



SUMMARY OF TEST RESULT

Report Section	FCC Rule	Description	Limit	Result	Remark
3.4	§2.1046	Conducted Output Power	-	Report Only	-
	§27.50(b)(10) §27.50(c)(10)	Effective Radiated Power (Band 12) (Band 13) (Band 17) (Band 71)	ERP < 3 Watt	PASS	-
	§27.50(h)(2)	Equivalent Isotropic Radiated Power (Band 7) (Band 38) (Band 41)	EIRP < 2Watt		-
3.5	N/A	Peak-to-Average Ratio	<13 dB	PASS	-
3.6	§2.1049	Occupied Bandwidth	-	Report Only	-
3.7	§2.1051 §27.53(c)(2)(4) §27.53(g)	Conducted Band Edge Measurement (Band 12) (Band 13) (Band 17) (Band 71)	< 43+10log ₁₀ (P[Watts])	PASS	-
	§27.53(m)(4)	Conducted Band Edge Measurement (Band 7) (Band 38) (Band 41)	§27.53(m)(4)		
3.8	§2.1051 §27.53(c)(2) §27.53(g)	Conducted Spurious Emission (Band 12) (Band 13) (Band 17) (Band 71)	< 43+10log ₁₀ (P[Watts])	PASS	-
	§2.1051 §27.53(m)(4)	Conducted Spurious Emission (Band 7) (Band 38) (Band 41)	< 55+10log ₁₀ (P[Watts])		
3.9	§2.1055 §27.54	Frequency Stability Temperature & Voltage	Within Authorized Band	PASS	-
4.4	§2.1053 §27.53(c)(2) §27.53(f) §27.53(g)	Radiated Spurious Emission (Band 12) (Band 13) (Band 17) (Band 71)	< 43+10log ₁₀ (P[Watts])	PASS	Under limit 22.57 dB at 1564.500 MHz
	§2.1053 §27.53(m)(4)	Radiated Spurious Emission (Band 7) (Band 38) (Band 41)	< 55+10log ₁₀ (P[Watts])		

Declaration of Conformity:

The test results with all measurement uncertainty excluded are presented in accordance with the regulation limits or requirements declared by manufacturers.

Comments and Explanations:

The declared of product specification for EUT presented in the report are provided by the manufacturer, and the manufacturer takes all the responsibilities for the accuracy of product specification.



1 General Description

1.1 Applicant

Motorola Mobility LLC
222 W, Merchandise Mart Plaza, Chicago IL 60654 USA

1.2 Manufacturer

Motorola Mobility LLC
222 W, Merchandise Mart Plaza, Chicago IL 60654 USA

1.3 Product Feature of Equipment Under Test

Product Feature	
Equipment	Mobile Cellular Phone
Brand Name	Motorola
Model Name	XT2315-1, XT2315-4, XT2315-5
FCC ID	IHDT56AL2
IMEI Code	Conducted: 359709930025096/359709930025104 Radiation: 359709930025138/359709930025146
HW Version	DVT2
SW Version	T1TGN33.33
EUT Stage	Identical Prototype

Remark:

1. The above EUT's information was declared by manufacturer. Please refer to the specifications or user's manual for more detailed description.
2. The three model name XT2315-1, XT2315-4, XT2315-5 are the same product except model name different for market segment.



1.4 Product Specification of Equipment Under Test

Standards-related Product Specification	
Tx Frequency	LTE Band 7 : 2500 MHz ~ 2570 MHz LTE Band 12 : 699 MHz ~ 716 MHz LTE Band 13 : 777 MHz ~ 787 MHz LTE Band 17 : 704 MHz ~ 716 MHz LTE Band 38 : 2570 MHz ~ 2620 MHz LTE Band 41 : 2496 MHz ~ 2690 MHz LTE Band 71: 663 MHz ~ 698 MHz
Rx Frequency	LTE Band 7 : 2620 MHz ~ 2690 MHz LTE Band 12 : 729 MHz ~ 746 MHz LTE Band 13 : 746 MHz ~ 756 MHz LTE Band 17 : 734 MHz ~ 746 MHz LTE Band 38: 2570 MHz ~ 2620 MHz LTE Band 41 : 2496 MHz ~ 2690 MHz LTE Band 71: 617 MHz ~ 652 MHz
Bandwidth	LTE Band 7 : 5MHz/ 10MHz / 15MHz / 20MHz LTE Band 12 : 1.4MHz / 3MHz / 5MHz / 10MHz LTE Band 13 : 5MHz / 10MHz LTE Band 17 : 5MHz / 10MHz LTE Band 38 : 5MHz / 10MHz / 15MHz / 20MHz LTE Band 41 : 5MHz / 10MHz / 15MHz / 20MHz LTE Band 71 : 5MHz / 10MHz / 15MHz / 20MHz
CA	CA_7C, CA_41C
Maximum Output Power to Antenna	<Ant.0>: LTE Band 12 : 22.95 dBm LTE Band 13 : 22.81 dBm LTE Band 17 : 22.91 dBm LTE Band 71 : 23.12 dBm <Ant.1>: LTE Band 7 : 23.01 dBm LTE Band 12 : 23.55 dBm LTE Band 13 : 22.80 dBm LTE Band 17 : 23.51 dBm LTE Band 71 : 23.23 dBm LTE Band 38 : 23.44 dBm LTE Band 41 : 26.44 dBm <Ant.6>: LTE Band 41 : 25.70 dBm <Ant.7>: LTE Band 7 : 22.63 dBm LTE Band CA_7C: 23.48 dBm LTE Band 38 : 22.94 dBm LTE Band 41 : 25.96 dBm LTE Band CA_41C: 25.28 dBm <Ant.9>: LTE Band 41 : 24.82 dBm
Antenna Gain	<Ant.0>: LTE Band 12 : -7.2 dBi LTE Band 13 : -7.5 dBi LTE Band 17 : -7.2 dBi LTE Band 71 : -7.5 dBi <Ant.1>: LTE Band 7 : -5.0 dBi LTE Band 12 : -7.7 dBi



	LTE Band 13 : -7.5 dBi LTE Band 17 : -7.7 dBi LTE Band 71 : -7.6 dBi LTE Band 38 : -4.5 dBi LTE Band 41 : -4.5 dBi <Ant.6>: LTE Band 41 : -9.0 dBi <Ant.7>: LTE Band 7 : -5.0 dBi LTE Band 38 : -5.0 dBi LTE Band 41 : -5.0 dBi <Ant.9>: LTE Band 41 : -9.0 dBi
Type of Modulation	QPSK / 16QAM / 64QAM / 256QAM

Note:

1. The maximum ERP/EIRP is calculated from Output power and antenna gain, only the maximum ERP/EIRP of Ant.0 are shown in the report for LTE Band13, Ant.1 for LTE Band 7/12/17/38/41/71 and Ant.7 for LTE Band 7C/41C.
2. LTE Band 41 support HPUE mode.

1.5 Modification of EUT

No modifications are made to the EUT during all test items.

1.6 Specification of Accessory

Specification of Accessory				
AC Adapter 1	Brand Name	Motorola(Chenyang)	Model Name	MC-101
AC Adapter 2	Brand Name	Motorola(Salcomp)	Model Name	MC-101
AC Adapter 3	Brand Name	Motorola(AOHAI)	Model Name	MC-101
AC Adapter 4	Brand Name	Motorola(Salcomp)	Model Name	MC-101
Battery 1	Brand Name	Motorola(ATL)	Model Name	PG50
Battery 2	Brand Name	Motorola(SCUD)	Model Name	PG50
USB Cable 1	Brand Name	Motorola(Saibao)	Model Name	SC18D22297
USB Cable 2	Brand Name	Motorola(Cabletech)	Model Name	SC18D22298
USB Cable 3	Brand Name	Motorola(Luxshare)	Model Name	SC18D22299



1.7 Maximum ERP/EIRP Power and Emission Designator

LTE Band 7		QPSK		16QAM/64QAM/256QAM	
BW (MHz)	Frequency Range (MHz)	Maximum EIRP(W)	Emission Designator (99%OBW)	Maximum EIRP(W)	Emission Designator (99%OBW)
5	2502.5 ~ 2567.5	0.0622	4M52G7D	0.0512	4M51W7D
10	2505.0 ~ 2565.0	0.0627	9M05G7D	0.0511	9M09W7D
15	2507.5 ~ 2562.5	0.0621	13M5G7D	0.0512	13M5W7D
20	2510.0 ~ 2560.0	0.0632	17M9G7D	0.0515	17M9W7D
LTE Band 12		QPSK		16QAM/64QAM/256QAM	
BW (MHz)	Frequency Range (MHz)	Maximum ERP(W)	Emission Designator (99%OBW)	Maximum ERP(W)	Emission Designator (99%OBW)
1.4	699.7 ~ 715.3	0.0232	1M10G7D	0.0229	1M12W7D
3	700.5 ~ 714.5	0.0228	2M74G7D	0.0230	2M73W7D
5	701.5 ~ 713.5	0.0231	4M51G7D	0.0231	4M53W7D
10	704.0 ~ 711.0	0.0234	9M05G7D	0.0234	9M07W7D
LTE Band 13		QPSK		16QAM/64QAM/256QAM	
BW (MHz)	Frequency Range (MHz)	Maximum ERP(W)	Emission Designator (99%OBW)	Maximum ERP(W)	Emission Designator (99%OBW)
5	779.5 ~ 784.5	0.0205	4M50G7D	0.0205	4M51W7D
10	782.0	0.0207	8M99G7D	0.0206	9M03W7D
LTE Band 17		QPSK		16QAM/64QAM/256QAM	
BW (MHz)	Frequency Range (MHz)	Maximum ERP(W)	Emission Designator (99%OBW)	Maximum ERP(W)	Emission Designator (99%OBW)
5	706.5 ~ 713.5	0.0231	4M51G7D	0.0229	4M53W7D
10	709.0 ~ 711.0	0.0232	9M05G7D	0.0231	9M07W7D
LTE Band 38		QPSK		16QAM/64QAM/256QAM	
BW (MHz)	Frequency Range (MHz)	Maximum EIRP(W)	Emission Designator (99%OBW)	Maximum EIRP(W)	Emission Designator (99%OBW)
5	2572.5 ~ 2617.5	0.0769	4M51G7D	0.0753	4M55W7D
10	2575.0 ~ 2615.0	0.0766	9M07G7D	0.0750	9M09W7D
15	2577.5 ~ 2612.5	0.0771	13M6G7D	0.0759	13M6W7D
20	2580.0 ~ 2610.0	0.0783	17M9G7D	0.0760	18M0W7D
LTE Band 41		QPSK		16QAM/64QAM/256QAM	
BW (MHz)	Frequency Range (MHz)	Maximum EIRP(W)	Emission Designator (99%OBW)	Maximum EIRP(W)	Emission Designator (99%OBW)
5	2498.5 ~ 2687.5	0.1531	4M51G7D	0.1535	4M55W7D
10	2501.0 ~ 2685.0	0.1556	9M07G7D	0.1503	9M09W7D
15	2503.5 ~ 2682.5	0.1538	13M6G7D	0.1531	13M6W7D
20	2506.0 ~ 2680.0	0.1563	17M9G7D	0.1535	18M0W7D



LTE Band 71		QPSK		16QAM/64QAM/256QAM	
BW (MHz)	Frequency Range (MHz)	Maximum ERP(W)	Emission Designator (99%OBW)	Maximum ERP(W)	Emission Designator (99%OBW)
5	665.5 ~ 695.5	0.0220	4M50G7D	0.0219	4M54W7D
10	668.0 ~ 693.0	0.0220	9M05G7D	0.0220	9M07W7D
15	670.5 ~ 690.5	0.0220	13M5G7D	0.0218	13M5W7D
20	673.0 ~ 688.0	0.0223	17M9G7D	0.0221	17M8W7D
LTE Band 7 CA		QPSK		16QAM/64QAM/256QAM	
BW (MHz)		Maximum EIRP(W)	Emission Designator (99%OBW)	Maximum EIRP(W)	Emission Designator (99%OBW)
10MHz+20MHz		0.0684	28M1G7D	0.0646	28M2W7D
15MHz+15MHz		0.0697	28M8G7D	0.0656	28M7W7D
15MHz+20MHz		0.0689	32M9G7D	0.0650	33M0W7D
15MHz+10MHz		0.0670	23M5G7D	0.0652	23M5W7D
20MHz+10MHz		0.0665	28M1G7D	0.0646	28M2W7D
20MHz+15MHz		0.0652	33M0G7D	0.0638	33M0W7D
20MHz+20MHz		0.0705	37M9G7D	0.0658	37M8W7D
LTE Band 41 CA		QPSK		16QAM/64QAM/256QAM	
BW (MHz)		Maximum EIRP(W)	Emission Designator (99%OBW)	Maximum EIRP(W)	Emission Designator (99%OBW)
5MHz+20MHz		0.1054	23M3G7D	0.1030	23M4W7D
10MHz+20MHz		0.1057	28M4G7D	0.1035	28M1W7D
10MHz+15MHz		0.1050	23M5G7D	0.1033	23M5W7D
15MHz+15MHz		0.1062	28M6G7D	0.1030	28M8W7D
15MHz+20MHz		0.1064	32M8G7D	0.1045	33M0W7D
15MHz+10MHz		0.1062	23M4G7D	0.1042	23M5W7D
20MHz+5MHz		0.1064	23M3G7D	0.1040	23M2W7D
20MHz+10MHz		0.1064	28M1G7D	0.1042	28M2W7D
20MHz+15MHz		0.1052	32M9G7D	0.1035	33M1W7D
20MHz+20MHz		0.1067	37M6G7D	0.1052	37M7W7D

Note:

1. LTE Band 12 overlaps the entire frequency range of LTE Band 17. Therefore, the test results provided in this report covers Band 12 as well as Band 17.
2. LTE Band 41 overlaps the entire frequency range of LTE Band 38. Therefore, the test results provided in this report covers Band 41 as well as Band 38.
3. All modulations have been tested, and only the worst test results of PSK & QAM are shown in the report.



1.8 Testing Location

Sporton International Inc. (ShenZhen) is accredited to ISO/IEC 17025:2017 by American Association for Laboratory Accreditation with Certificate Number 5145.01.

Test Firm	Sporton International Inc. (ShenZhen)		
Test Site Location	1/F, 2/F, Bldg 5, Shiling Industrial Zone, Xinwei Village, Xili, Nanshan, Shenzhen, 518055 People’s Republic of China TEL: +86-755-86379589 FAX: +86-755-86379595		
Test Site No.	Sporton Site No.	FCC Designation No.	FCC Test Firm Registration No.
	TH01-SZ	CN1256	421272

Test Firm	Sporton International Inc. (ShenZhen)		
Test Site Location	101, 1st Floor, Block B, Building 1, No. 2, Tengfeng 4th Road, Fenghuang Community, Fuyong Street, Baoan District, Shenzhen City Guangdong Province China 518103 TEL: +86-755-33202398		
Test Site No.	Sporton Site No.	FCC Designation No.	FCC Test Firm Registration No.
	03CH02-SZ	CN1256	421272

1.9 Test Software

Item	Site	Manufacture	Name	Version
1.	03CH02-SZ	AUDIX	E3	6.2009-8-24a

1.10 Applicable Standards

According to the specifications of the manufacturer, the EUT must comply with the requirements of the following standards:

- 47 CFR Part 2, 27(F), 27(H), 27(M), 27(N)
- ANSI C63.26-2015
- FCC KDB 971168 D01 Power Meas License Digital Systems v03r01
- FCC KDB 412172 D01 Determining ERP and EIRP v01r01

Remark:

1. All test items were verified and recorded according to the standards and without any deviation during the test.
2. This EUT has also been tested and complied with the requirements of FCC Part 15, Subpart B, recorded in a separate test report.



2 Test Configuration of Equipment Under Test

2.1 Test Mode

Antenna port conducted and radiated test items listed below are performed according to KDB 971168 D01 Power Meas License Digital Systems v03r01 with maximum output power.

Radiated measurements are performed by rotating the EUT in three different orthogonal test planes to find the maximum emission. (X/Y/Z-Plane)

Test Items	Band	Bandwidth (MHz)						Modulation				RB #			Test Channel			
		1.4	3	5	10	15	20	QPSK	16QAM	64QAM	256QAM	1	Half	Full	L	M	H	
Max. Output Power	7	-	-	v	v	v	v	v	v	v	v	v	v		v	v	v	v
	12	v	v	v	v	-	-	v	v	v	v	v	v		v	v	v	v
	13	-	-	v	v	-	-	v	v	v	v	v	v		v	v	v	v
	17	-	-	v	v	-	-	v	v	v	v	v	v		v	v	v	v
	38	-	-	v	v	v	v	v	v	v	v	v	v		v	v	v	v
	41	-	-	v	v	v	v	v	v	v	v	v	v		v	v	v	v
	71	-	-	v	v	v	v	v	v	v	v	v	v		v	v	v	v
Peak-to-Average Ratio	7	-	-				v	v	v	v				v	v	v	v	
	12				v	-	-	v	v	v				v	v	v	v	
	13	-	-		v	-	-	v	v	v				v	v	v	v	
	41	-	-				v	v	v	v				v	v	v	v	
	71	-	-				v	v	v	v				v	v	v	v	
26dB and 99% Bandwidth	7	-	-	v	v	v	v	v	v	v				v	v	v	v	
	12	v	v	v	v	-	-	v	v	v				v	v	v	v	
	13	-	-	v	v	-	-	v	v	v				v	v	v	v	
	41	-	-	v	v	v	v	v	v	v				v	v	v	v	
	71	-	-	v	v	v	v	v	v	v				v	v	v	v	
Conducted Band Edge	7	-	-	v	v	v	v	v	v	v		v		v	v		v	
	12	v	v	v	v	-	-	v	v	v		v		v	v		v	
	13	-	-	v	v	-	-	v	v	v		v		v	v		v	
	41	-	-	v	v	v	v	v	v	v		v		v	v		v	
	71	-	-	v	v	v	v	v	v	v		v		v	v		v	

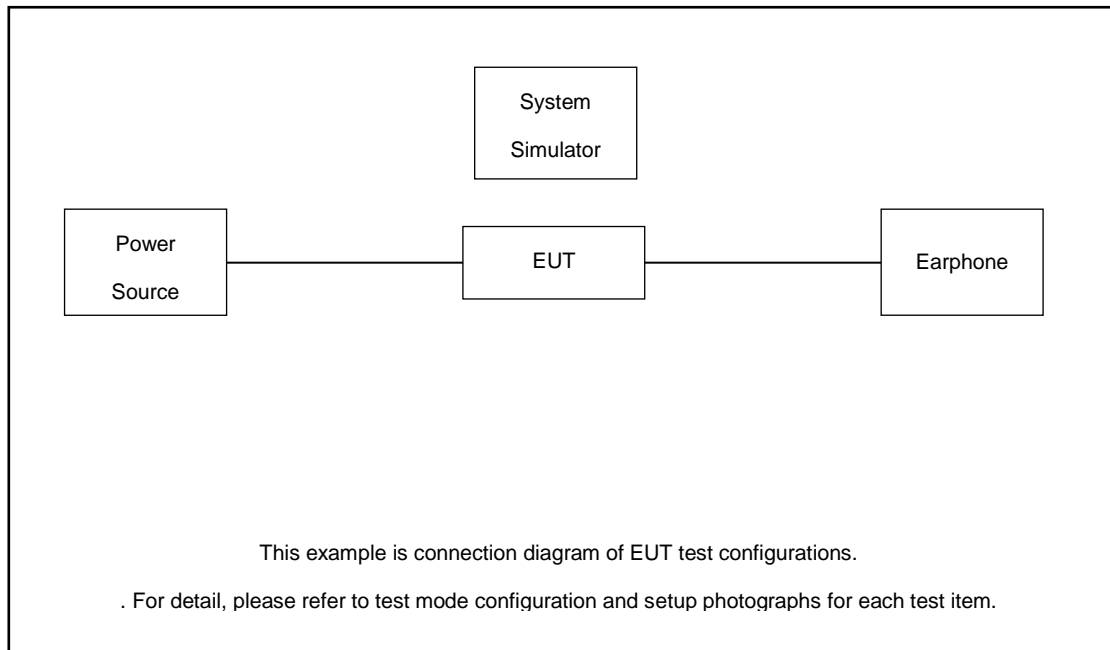


Test Items	Band	Bandwidth (MHz)						Modulation				RB #			Test Channel		
		1.4	3	5	10	15	20	QPSK	16QAM	64QAM	256QAM	1	Half	Full	L	M	H
Conducted Spurious Emission	7	-	-	v	v	v	v	v	v	v		v			v	v	v
	12	v	v	v	v	-	-	v	v	v		v			v	v	v
	13	-	-	v	v	-	-	v	v	v		v			v	v	v
	41	-	-	v	v	v	v	v	v	v		v			v	v	v
	71	-	-	v	v	v	v	v	v	v		v			v	v	v
Frequency Stability	7	-	-		v			v						v		v	
	12				v	-	-	v						v		v	
	13	-	-		v	-	-	v						v		v	
	41	-	-		v			v						v		v	
	71	-	-		v			v						v		v	
E.R.P / E.I.R.P	7	-	-	v	v	v	v	v	v	v	v	v		v	v	v	v
	12	v	v	v	v	-	-	v	v	v	v	v		v	v	v	v
	13	-	-	v	v	-	-	v	v	v	v	v		v	v	v	v
	17	-	-	v	v	-	-	v	v	v	v	v		v	v	v	v
	38	-	-	v	v	v	v	v	v	v	v	v		v	v	v	v
	41	-	-	v	v	v	v	v	v	v	v	v		v	v	v	v
	71	-	-	v	v	v	v	v	v	v	v	v		v	v	v	v
Radiated Spurious Emission	7	Worst Case													v	v	v
	12	Worst Case													v	v	v
	13	Worst Case													v	v	v
	41	Worst Case													v	v	v
	71	Worst Case													v	v	v
Note	<ol style="list-style-type: none"> The mark "v " means that this configuration is chosen for testing The mark "- " means that this bandwidth is not supported. The device is investigated from 30MHz to 10 times of fundamental signal for radiated spurious emission test under different RB size/offset and modulations in exploratory test. Subsequently, only the worst case emissions are reported. LTE Band 12 overlaps the entire frequency range of LTE Band 17. Therefore, the test results provided in this report covers Band 12 as well as Band 17. LTE Band 41 overlaps the entire frequency range of LTE Band 38. Therefore, the test results provided in this report covers Band 41 as well as Band 38. 																



Test Items	Band	Bandwidth (MHz)										Modulation			RB #			Test Channel			
		20+20	20+15	15+20	20+10	10+20	20+5	5+20	15+15	15+10	10+15	QPSK	16QAM	64QAM	256QAM	1	Half	Full	L	M	H
Max. Output Power	7C_CA	v	v	v	v	v	-	-	v	v	-	v	v	v	v	v		v	v	v	v
	41C_CA	v	v	v	v	v	v	v	v	v	v	v	v	v	v	v		v	v	v	v
26dB and 99% Bandwidth	7C_CA	v	v	v	v	v	-	-	v	v	-	v	v	v				v	v	v	v
	41C_CA	v	v	v	v	v	v	v	v	v	v	v	v	v				v	v	v	v
Conducted Band Edge	7C_CA	v	v	v	v	v	-	-	v	v	-	v	v	v		v		v	v		v
	41C_CA	v	v	v	v	v	v	v	v	v	v	v	v	v		v		v	v		v
Conducted Spurious Emission	7C_CA	v	v	v	v	v	-	-	v	v	-	v	v	v		v			v	v	v
	41C_CA	v	v	v	v	v	v	v	v	v	v	v	v	v		v			v	v	v
E.I.R.P.	7C_CA	v	v	v	v	v	-	-	v	v	-	v	v	v	v	v		v	v	v	v
	41C_CA	v	v	v	v	v	v	v	v	v	v	v	v	v	v	v		v	v	v	v
Radiated Spurious Emission	7C_CA	Worst Case																	v	v	v
	41C_CA	Worst Case																	v	v	v
Note	1. The mark "v" means that this configuration is chosen for testing 2. The mark "-" means that this bandwidth is not supported. 3. The device is investigated from 30MHz to 10 times of fundamental signal for radiated spurious emission test under different RB size/offset and modulations in exploratory test. Subsequently, only the worst case emissions are reported.																				

2.2 Connection Diagram of Test System



2.3 Support Unit used in test configuration and system

Item	Equipment	Trade Name	Model No.	FCC ID	Data Cable	Power Cord
1.	Power Supply	GWINSTEK	PSS-2002	N/A	N/A	Unshielded, 1.8 m
2.	Base Station	Anritsu	MT8820C	N/A	N/A	Unshielded, 1.8 m
3.	Earphone	Moto	N/A	N/A	N/A	N/A

2.4 Measurement Results Explanation Example

For all conducted test items:

The offset level is set in the spectrum analyzer to compensate the RF cable loss and attenuator factor between EUT conducted output port and spectrum analyzer. With the offset compensation, the spectrum analyzer reading level is exactly the EUT RF output level.

The spectrum analyzer offset is derived from RF cable loss and attenuator factor.

$$\text{Offset} = \text{RF cable loss} + \text{attenuator factor}.$$

Following shows an offset computation example with cable loss 5.0 dB and 10dB attenuator.

Example :

$$\text{Offset(dB)} = \text{RF cable loss(dB)} + \text{attenuator factor(dB)}.$$

$$= 5.0 + 10 = 15.0 \text{ (dB)}$$



2.5 Frequency List of Low/Middle/High Channels

LTE Band 7 Channel and Frequency List				
BW [MHz]	Channel/Frequency(MHz)	Lowest	Middle	Highest
20	Channel	20850	21100	21350
	Frequency	2510	2535	2560
15	Channel	20825	21100	21375
	Frequency	2507.5	2535	2562.5
10	Channel	20800	21100	21400
	Frequency	2505	2535	2565
5	Channel	20775	21100	21425
	Frequency	2502.5	2535	2567.5

LTE Band 12 Channel and Frequency List				
BW [MHz]	Channel/Frequency(MHz)	Lowest	Middle	Highest
10	Channel	23060	23095	23130
	Frequency	704	707.5	711
5	Channel	23035	23095	23155
	Frequency	701.5	707.5	713.5
3	Channel	23025	23095	23165
	Frequency	700.5	707.5	714.5
1.4	Channel	23017	23095	23173
	Frequency	699.7	707.5	715.3

LTE Band 13 Channel and Frequency List				
BW [MHz]	Channel/Frequency(MHz)	Lowest	Middle	Highest
10	Channel	-	23230	-
	Frequency	-	782	-
5	Channel	23205	23230	23255
	Frequency	779.5	782	784.5

LTE Band 17 Channel and Frequency List				
BW [MHz]	Channel/Frequency(MHz)	Lowest	Middle	Highest
10	Channel	23780	23790	23800
	Frequency	709	710	711
5	Channel	23755	23790	23825
	Frequency	706.5	710	713.5



LTE Band 38 Channel and Frequency List				
BW [MHz]	Channel/Frequency(MHz)	Lowest	Middle	Highest
20	Channel	37850	38000	38150
	Frequency	2580	2595	2610
15	Channel	37825	38000	38175
	Frequency	2577.5	2595	2612.5
10	Channel	37800	38000	38200
	Frequency	2575	2595	2615
5	Channel	37775	38000	38225
	Frequency	2572.5	2595	2617.5

LTE Band 41 Channel and Frequency List				
BW [MHz]	Channel/Frequency(MHz)	Lowest	Middle	Highest
20	Channel	39750	40620	41490
	Frequency	2506	2593	2680
15	Channel	39725	40620	41515
	Frequency	2503.5	2593	2682.5
10	Channel	39700	40620	41540
	Frequency	2501	2593	2685
5	Channel	39675	40620	41565
	Frequency	2498.5	2593	2687.5

LTE Band 71 Channel and Frequency List				
BW [MHz]	Channel/Frequency(MHz)	Lowest	Middle	Highest
20	Channel	133222	133322	133372
	Frequency	673.0	680.5	688.0
15	Channel	133197	133297	133397
	Frequency	670.5	680.5	690.5
10	Channel	133172	133272	133422
	Frequency	668.0	678.0	693.0
5	Channel	133147	133247	133447
	Frequency	665.5	675.5	695.5



LTE Band 7C_CA Channel and Frequency List					
BW [MHz]	Channel/Frequency(MHz)		Lowest	Middle	Highest
20 + 20	PCC	Channel	20850	21001	21152
		Frequency	2510.0	2525.1	2540.2
	SCC	Channel	21048	21199	21350
		Frequency	2529.8	2544.9	2560.0
20 + 15	PCC	Channel	20850	21026	21201
		Frequency	2510.0	2527.6	2545.1
	SCC	Channel	21021	21197	21372
		Frequency	2527.1	2544.7	2562.2
15 + 20	PCC	Channel	20828	21003	21179
		Frequency	2507.8	2525.3	2542.9
	SCC	Channel	20999	21174	21350
		Frequency	2524.9	2542.4	2560.0
20 + 10	PCC	Channel	20850	21051	21251
		Frequency	2510.0	2530.1	2550.1
	SCC	Channel	20994	21195	21395
		Frequency	2524.4	2544.5	2564.5
10 + 20	PCC	Channel	20805	21006	21206
		Frequency	2505.5	2525.6	2545.6
	SCC	Channel	20949	21150	21350
		Frequency	2519.9	2540.0	2560.0
15 + 15	PCC	Channel	20825	21025	21225
		Frequency	2507.5	2527.5	2547.5
	SCC	Channel	20975	21175	21375
		Frequency	2522.5	2542.5	2562.5
15 + 10	PCC	Channel	20825	21051	21277
		Frequency	2507.5	2530.1	2552.7
	SCC	Channel	20945	21171	21397
		Frequency	2519.5	2542.1	2564.7



LTE Band 41C_CA Channel and Frequency List					
BW [MHz]	Channel/Frequency(MHz)		Lowest	Middle	Highest
20 + 20	PCC	Channel	39750	40521	41292
		Frequency	2506.0	2583.1	2660.2
	SCC	Channel	39948	40719	41490
		Frequency	2525.8	2602.9	2680.0
20 + 15	PCC	Channel	39750	40546	41341
		Frequency	2506.0	2585.6	2665.1
	SCC	Channel	39921	40717	41512
		Frequency	2523.1	2602.7	2682.2
15 + 20	PCC	Channel	39728	40523	41319
		Frequency	2503.8	2593.3	2662.9
	SCC	Channel	39899	40694	41490
		Frequency	2520.9	2600.4	2680.0
20 + 10	PCC	Channel	39750	40571	41391
		Frequency	2506.0	2588.1	2670.1
	SCC	Channel	39894	40715	41535
		Frequency	2520.4	2602.5	2684.5
10 + 20	PCC	Channel	39705	40526	41346
		Frequency	2501.5	2583.6	2665.6
	SCC	Channel	39849	40670	41490
		Frequency	2515.9	2598.0	2680.0



LTE Band 41C_CA Channel and Frequency List					
20 + 5	PCC	Channel	39750	40595	41440
		Frequency	2506.0	2590.5	2675.0
	SCC	Channel	39867	40712	41557
		Frequency	2517.7	2602.2	2686.7
5 + 20	PCC	Channel	39683	40528	41373
		Frequency	2499.3	2583.8	2668.3
	SCC	Channel	39800	40645	41490
		Frequency	2511.0	2595.5	2680.0
15 + 15	PCC	Channel	39725	40545	41365
		Frequency	2503.5	2585.5	2667.5
	SCC	Channel	39875	40695	41515
		Frequency	2518.5	2600.5	2682.5
10 + 15	PCC	Channel	39703	40549	41395
		Frequency	2501.3	2585.9	2670.5
	SCC	Channel	39823	40669	41515
		Frequency	2513.3	2597.9	2682.5
15 + 10	PCC	Channel	39725	40571	41417
		Frequency	2503.5	2588.1	2672.7
	SCC	Channel	39845	40691	41537
		Frequency	2515.5	2600.1	2684.7

3 Conducted Test Items

3.1 Measuring Instruments

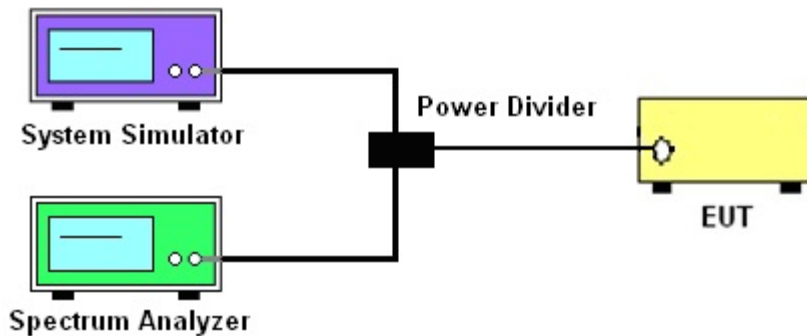
See list of measuring instruments of this test report.

3.2 Test Setup

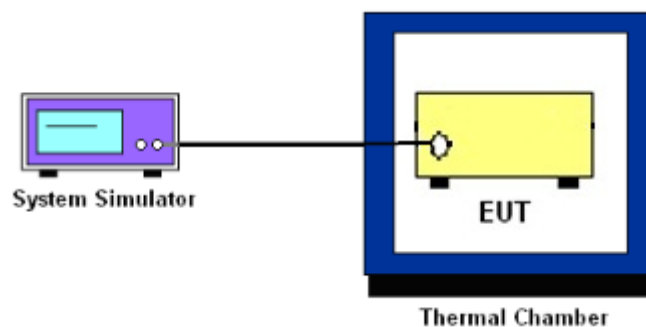
3.2.1 Conducted Output Power



3.2.2 Peak-to-Average Ratio, Occupied Bandwidth, Conducted Band-Edge and Conducted Spurious Emission



3.2.3 Frequency Stability



3.3 Test Result of Conducted Test

Please refer to Appendix A.



3.4 Conducted Output Power and ERP/EIRP

3.4.1 Description of the Conducted Output Power Measurement and ERP/EIRP Measurement

A system simulator was used to establish communication with the EUT. Its parameters were set to force the EUT transmitting at maximum output power. The measured power in the radio frequency on the transmitter output terminals shall be reported.

The ERP of mobile transmitters must not exceed 3 Watts for LTE Band 12, Band 13 and Band 17 and Band 71.

The EIRP of mobile transmitters must not exceed 2 Watts for LTE Band 7 and Band 38 and Band 41.

According to KDB 412172 D01 Power Approach,

$EIRP = P_T + G_T - L_C$, $ERP = EIRP - 2.15$, where

P_T = transmitter output power in dBm

G_T = gain of the transmitting antenna in dBi

L_C = signal attenuation in the connecting cable between the transmitter and antenna in dB

3.4.2 Test Procedures

1. The testing follows ANSI C63.26 Section 5.2
2. The transmitter output port was connected to the system simulator.
3. Set EUT at maximum power through the system simulator.
4. Select lowest, middle, and highest channels for each band and different modulation.
5. Measure and record the power level from the system simulator.



3.5 Peak-to-Average Ratio

3.5.1 Description of the PAR Measurement

Power Complementary Cumulative Distribution Function (CCDF) curves provide a means for characterizing the power peaks of a digitally modulated signal on a statistical basis. A CCDF curve depicts the probability of the peak signal amplitude exceeding the average power level. Most contemporary measurement instrumentation include the capability to produce CCDF curves for an input signal provided that the instrument's resolution bandwidth can be set wide enough to accommodate the entire input signal bandwidth. In measuring transmissions in this band using an average power technique, the peak-to-average ratio (PAR) of the transmission may not exceed 13 dB.

3.5.2 Test Procedures

1. The testing follows ANSI C63.26 Section 5.2.3.4 (CCDF).
2. The EUT was connected to spectrum and system simulator via a power divider.
3. Set the CCDF (Complementary Cumulative Distribution Function) option in spectrum analyzer.
4. The highest RF powers were measured and recorded the maximum PAPR level associated with a probability of 0.1 %.
5. Record the deviation as Peak to Average Ratio.



3.6 Occupied Bandwidth

3.6.1 Description of Occupied Bandwidth Measurement

The occupied bandwidth is the width of a frequency band such that, below the lower and above the upper frequency limits, the mean powers emitted are each equal to a specified percentage 0.5% of the total mean transmitted power.

The 26 dB emission bandwidth is defined as the frequency range between two points, one above and one below the carrier frequency, at which the spectral density of the emission is attenuated 26 dB below the maximum in-band spectral density of the modulated signal. Spectral density (power per unit bandwidth) is to be measured with a detector of resolution bandwidth equal to approximately 1.0% of the emission bandwidth.

3.6.2 Test Procedures

1. The testing follows ANSI C63.26 Section 5.4
2. The EUT was connected to spectrum analyzer and system simulator via a power divider.
3. The spectrum analyzer center frequency is set to the nominal EUT channel center frequency. The span range for the spectrum analyzer shall be between two and five times the anticipated OBW.
4. The nominal resolution bandwidth (RBW) shall be in the range of 1 to 5 % of the anticipated OBW, and the VBW shall be at least 3 times the RBW.
5. Set the detection mode to peak, and the trace mode to max hold.
6. Determine the reference value: Set the EUT to transmit a modulated signal. Allow the trace to stabilize. Set the spectrum analyzer marker to the highest level of the displayed trace.
(this is the reference value)
7. Determine the “-26 dB down amplitude” as equal to (Reference Value – X).
8. Place two markers, one at the lowest and the other at the highest frequency of the envelope of the spectral display such that each marker is at or slightly below the “-X dB down amplitude” determined in step 6. If a marker is below this “-X dB down amplitude” value it shall be placed as close as possible to this value. The OBW is the positive frequency difference between the two markers.
9. Use the 99 % power bandwidth function of the spectrum analyzer and report the measured bandwidth.



3.7 Conducted Band Edge

3.7.1 Description of Conducted Band Edge Measurement

27.53 (c)

For operations in the 776-788 MHz band, the FCC limit is $43 + 10\log_{10}(P[\text{Watts}])$ dB below the transmitter power $P(\text{Watts})$ in a 100 kHz bandwidth. However, in the 100 kHz bands immediately outside and adjacent to the frequency block, a resolution bandwidth of at least 30 kHz may be employed. In addition, the power of any unwanted emissions in any 6.25 kHz bandwidth for all frequencies between 763-775 MHz and 793-806 MHz shall be attenuated below the transmitter power, P (dBW), by at least $65 + 10 \log_{10} p(\text{watts})$, dB, for mobile and portable equipment.

27.53 (g)

For operations in the 600MHz band and 698 -746 MHz band, the FCC limit is $43 + 10\log_{10}(P[\text{Watts}])$ dB below the transmitter power $P(\text{Watts})$ in a 100 kHz bandwidth. However, in the 100 kilohertz bands immediately outside and adjacent to a licensee's frequency block, a resolution bandwidth of at least 30 kHz may be employed.

27.53(m)(4)

For mobile digital stations, the attenuation factor shall be not less than $40 + 10 \log (P)$ dB on all frequencies between the channel edge and 5 megahertz from the channel edge, $43 + 10 \log (P)$ dB on all frequencies between 5 megahertz and X megahertz from the channel edge, and $55 + 10 \log (P)$ dB on all frequencies more than X megahertz from the channel edge, where X is the greater of 6 megahertz or the actual emission bandwidth as defined in paragraph (m)(6) of this section. In addition, the attenuation factor shall not be less that $43 + 10 \log (P)$ dB on all frequencies between 2490.5 MHz and 2496 MHz and $55 + 10 \log (P)$ dB at or below 2490.5 MHz. Mobile Satellite Service licensees operating on frequencies below 2495 MHz may also submit a documented interference complaint against BRS licensees operating on channel BRS Channel 1 on the same terms and conditions as adjacent channel BRS or EBS licensees.



3.7.2 Test Procedures

1. The testing follows ANSI C63.26 section 5.7
2. The EUT was connected to spectrum analyzer and system simulator via a power divider.
3. The band edges of low and high channels for the highest RF powers were measured.
4. Set RBW \geq 1%/2% EBW in the 1MHz band immediately outside and adjacent to the band edge.
5. Beyond the 1 MHz band from the band edge, RBW=1MHz was used.
6. Set spectrum analyzer with RMS detector.
7. Offset has included the duty factor for LTE Band 38/41. Duty factor = $10 \log (1/x)$, where x is the measured duty cycle.
8. The RF fundamental frequency should be excluded against the limit line in the operating frequency band.
9. Checked that all the results comply with the emission limit line.

Example:

The limit line is derived from $43 + 10\log(P)$ dB below the transmitter power P(Watts)

$$= P(W) - [43 + 10\log(P)] \text{ (dB)}$$

$$= [30 + 10\log(P)] \text{ (dBm)} - [43 + 10\log(P)] \text{ (dB)} = -13\text{dBm.}$$

10. For LTE Band 7, 38, 41, the other 40 dB, and 55 dB have additionally applied same calculation above.
11. When using the integration method, the starting frequency of the integration shall be centered at one-half of the RBW away from the band edge.



3.8 Conducted Spurious Emission

3.8.1 Description of Conducted Spurious Emission Measurement

The power of any emission outside of the authorized operating frequency ranges must be lower than the transmitter power (P) by a factor of at least $43 + 10 \log (P)$ dB.

For Band 7,38,41:

The power of any emission outside of the authorized operating frequency ranges must be lower than the transmitter power (P) by a factor of at least $55 + 10 \log (P)$ dB.

It is measured by means of a calibrated spectrum analyzer and scanned from 30 MHz up to a frequency including its 10th harmonic.

3.8.2 Test Procedures

1. The testing follows ANSI C63.26 section 5.7
2. The EUT was connected to spectrum analyzer and system simulator via a power divider.
3. The RF output of EUT was connected to the spectrum analyzer by RF cable and attenuator. The path loss was compensated to the results for each measurement.
4. The middle channel for the highest RF power within the transmitting frequency was measured.
5. The conducted spurious emission for the whole frequency range was taken.
6. Make the measurement with the spectrum analyzer's RBW = 1MHz, VBW = 3MHz.
7. Set spectrum analyzer with RMS detector.
8. Offset has included the duty factor for LTE Band 38/41. Duty factor = $10 \log (1/x)$, where x is the measured duty cycle
9. Taking the record of maximum spurious emission.
10. The RF fundamental frequency should be excluded against the limit line in the operating frequency band.
11. The limit line is derived from $43 + 10 \log (P)$ dB below the transmitter power P(Watts)
= $P(W) - [43 + 10 \log (P)]$ (dB)
= $[30 + 10 \log (P)]$ (dBm) - $[43 + 10 \log (P)]$ (dB)
= -13dBm.
12. For Band 7, 38, 41
The limit line is derived from $55 + 10 \log (P)$ dB below the transmitter power P(Watts)
= $P(W) - [55 + 10 \log (P)]$ (dB)
= $[30 + 10 \log (P)]$ (dBm) - $[55 + 10 \log (P)]$ (dB)
= -25dBm.



3.9 Frequency Stability

3.9.1 Description of Frequency Stability Measurement

The frequency stability shall be measured by variation of ambient temperature and variation of primary supply voltage to ensure that the fundamental emission stays within the authorized frequency block.

3.9.2 Test Procedures for Temperature Variation

1. The testing follows ANSI C63.26 section 5.6.4
2. The EUT was set up in the thermal chamber and connected with the system simulator.
3. With power OFF, the temperature was decreased to -30°C and the EUT was stabilized before testing. Power was applied and the maximum change in frequency was recorded within one minute.
4. With power OFF, the temperature was raised in 10°C step up to 50°C . The EUT was stabilized at each step for at least half an hour. Power was applied and the maximum frequency change was recorded within one minute.

3.9.3 Test Procedures for Voltage Variation

1. The testing follows ANSI C63.26 section 5.6.5
2. The EUT was placed in a temperature chamber at $20\pm 5^{\circ}\text{C}$ and connected with the system simulator.
3. The power supply voltage to the EUT was varied from 85% to 115% of the nominal value for other than hand carried battery equipment.
4. For hand carried, battery powered equipment, reduce the primary ac or dc supply voltage to the battery operating end point, which shall be specified by the manufacturer.
5. The variation in frequency was measured for the worst case.

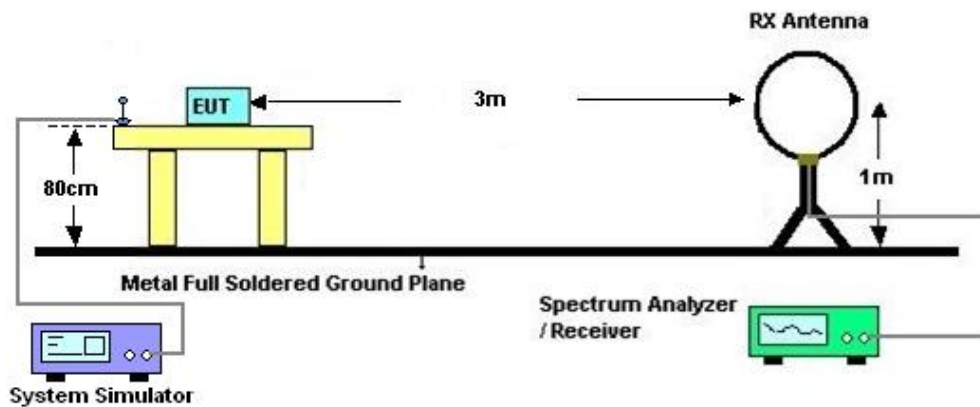
4 Radiated Test Items

4.1 Measuring Instruments

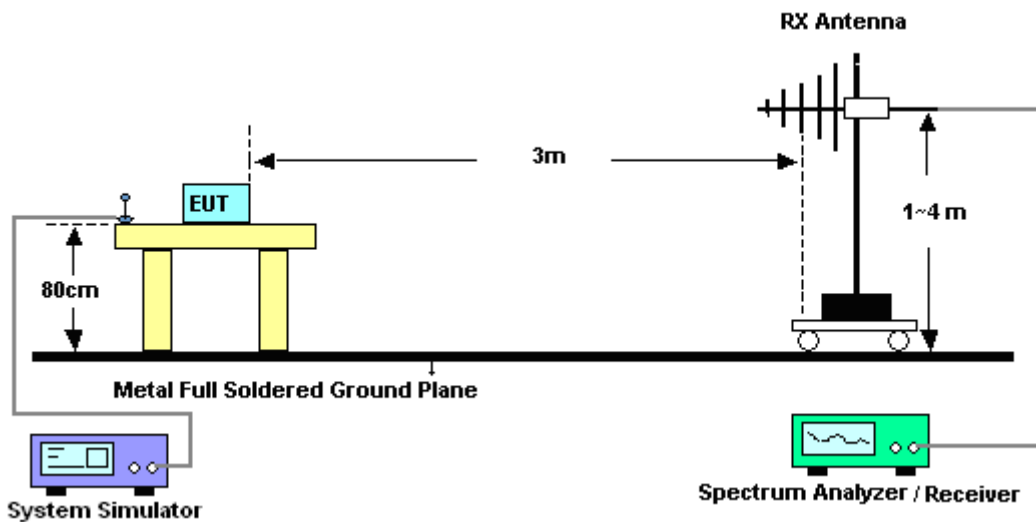
See list of measuring instruments of this test report.

4.2 Test Setup

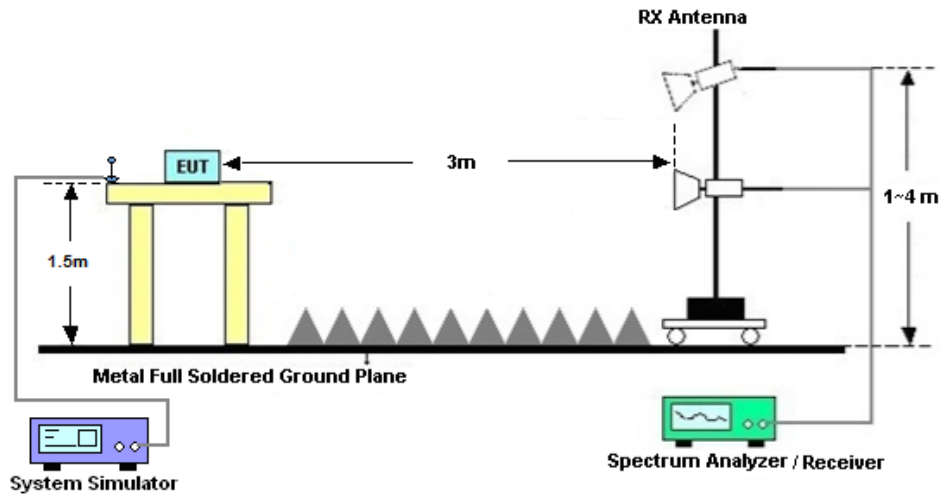
4.2.1 For radiated test below 30MHz



4.2.2 For radiated test from 30MHz to 1GHz



4.2.3 For radiated test above 1GHz



4.3 Test Result of Radiated Test

The low frequency, which started from 9 kHz to 30MHz, was pre-scanned and the result which was 20dB lower than the limit line was not reported.

Please refer to Appendix B.



4.4 Radiated Spurious Emission

4.4.1 Description of Radiated Spurious Emission

The radiated spurious emission was measured by substitution method according to ANSI C63.26. The power of any emission outside of the authorized operating frequency ranges must be attenuated below the transmitter power (P) by a factor of at least $43 + 10 \log (P)$ dB.

For Band 7, 38, 41

The power of any emission outside of the authorized operating frequency ranges must be attenuated below the transmitter power (P) by a factor of at least $55 + 10 \log (P)$ dB.

The spectrum is scanned from 30 MHz up to a frequency including its 10th harmonic.

For LTE Band 13

For operations in the 746-758 MHz, 775-788 MHz, and 805-806 MHz bands, emissions in the band 1559-1610 MHz shall be limited to -70 dBW/MHz equivalent isotropically radiated power (EIRP) for wideband signals, and -80 dBW EIRP for discrete emissions of less than 700 Hz bandwidth.

The spectrum is scanned from 30 MHz up to a frequency including its 10th harmonic.

4.4.2 Test Procedures

1. The testing follows ANSI C63.26 Section 5.5
2. The EUT was placed on a turntable with 0.8 meter height for frequency below 1GHz and 1.5 meter height for frequency above 1GHz respectively above ground.
3. The EUT was set 3 meters from the receiving antenna mounted on the antenna tower.
4. The table was rotated 360 degrees to determine the position of the highest spurious emission.
5. The height of the receiving antenna is varied between 1m to 4m to search the maximum spurious emission for both horizontal and vertical polarizations.
6. During the measurement, the system simulator parameters were set to force the EUT transmitting at maximum output power.
7. Make the measurement with the spectrum analyzer's RBW = 1MHz, VBW = 3MHz, taking the record of maximum spurious emission.
8. A horn antenna was substituted in place of the EUT and was driven by a signal generator.
9. Tune the output power of signal generator to the same emission level with EUT maximum spurious emission.
10. $EIRP (dBm) = S.G. Power - Tx Cable Loss + Tx Antenna Gain$
11. $ERP (dBm) = EIRP - 2.15$
12. The RF fundamental frequency should be excluded against the limit line in the operating frequency band.
The limit line is derived from $43 + 10\log(P)$ dB below the transmitter power P(Watts)
 $= P(W) - [43 + 10\log(P)] (dB)$
 $= [30 + 10\log(P)] (dBm) - [43 + 10\log(P)] (dB)$
 $= -13dBm.$
13. For Band 7, 38, 41:
The limit line is derived from $55 + 10\log(P)$ dB below the transmitter power P(Watts)



5 List of Measuring Equipment

Instrument	Manufacturer	Model No.	Serial No.	Characteristics	Calibration Date	Test Date	Due Date	Remark
Spectrum Analyzer	R&S	FSV40	101078	10Hz~40GHz	Apr. 07, 2022	Dec. 04, 2022~ Dec. 16, 2022	Apr. 08, 2023	Conducted (TH01-SZ)
Power Divider	TOJOIN	PS-2SM-04 265	60.06.020.007 7	0.4GHz~26.5GHz	Dec. 26, 2021	Dec. 04, 2022~ Dec. 16, 2022	Dec. 25, 2022	Conducted (TH01-SZ)
Thermal Chamber	Ten Billion Hongzhangroup	LP-150U	H2014081803	-40~+150°C	Jul. 07, 2022	Dec. 04, 2022~ Dec. 16, 2022	Jul. 06, 2023	Conducted (TH01-SZ)
EXA Spectrum Analyzer	KEYSIGHT	N9010A	MY55150213	10Hz~44GHz	Jul. 07, 2022	Dec. 13, 2022~ Dec. 25, 2022	Jul. 06, 2023	Radiation (03CH02-SZ)
Loop Antenna	R&S	HFH2-Z2	100354	9kHz~30MHz	Jul. 28, 2022	Dec. 13, 2022~ Dec. 25, 2022	Jul. 27, 2024	Radiation (03CH02-SZ)
Bilog Antenna	TeseQ	CBL6112D		30MHz-2GHz	Oct. 19, 2022	Dec. 13, 2022~ Dec. 25, 2022	Oct. 18, 2023	Radiation (03CH02-SZ)
Double Ridge Horn Antenna	ETS-Lindgren	3117	00119436	1GHz~18GHz	Jul. 07, 2022	Dec. 13, 2022~ Dec. 25, 2022	Jul. 06, 2023	Radiation (03CH02-SZ)
HF Amplifier	MITEQ	TTA1840-35 -HG	1871923	18GHz~40GHz	Jul. 07, 2022	Dec. 13, 2022~ Dec. 25, 2022	Jul. 06, 2023	Radiation (03CH02-SZ)
SHF-EHF Horn	com-power	AH-840	101071	18Ghz-40GHz	Apr. 10 2022	Dec. 13, 2022~ Dec. 25, 2022	Apr. 09, 2023	Radiation (03CH02-SZ)
LF Amplifier	Burgeon	BPA-530	102211	0.01~3000Mhz	Oct. 19, 2022	Dec. 13, 2022~ Dec. 25, 2022	Oct. 18, 2023	Radiation (03CH02-SZ)
HF Amplifier	KEYSIGHT	83017A	MY53270105	0.5GHz~26.5Ghz	Oct. 19, 2022	Dec. 13, 2022~ Dec. 25, 2022	Oct. 18, 2023	Radiation (03CH02-SZ)
AC Power Source	Chroma	61601	616010003043	N/A	Nov. 10, 2022	Dec. 13, 2022~ Dec. 25, 2022	Nov. 10, 2023	Radiation (03CH02-SZ)
Turn Table	Chaintek	T-200	N/A	0~360 degree	NCR	Dec. 13, 2022~ Dec. 25, 2022	NCR	Radiation (03CH02-SZ)
Antenna Mast	Chaintek	MBS-400	N/A	1 m~4 m	NCR	Dec. 13, 2022~ Dec. 25, 2022	NCR	Radiation (03CH02-SZ)

NCR: No Calibration Required



6 Uncertainty of Evaluation

The measurement uncertainties shown below were calculated in accordance with the requirements of ANSI 63.26-2015. All the measurement uncertainty value were shown with a coverage K=2 to indicate 95% level of confidence. The measurement data show herein meets or exceeds the CISPR measurement uncertainty values specified in CISPR 16-4-2 and can be compared directly to specified limit to determine compliance.

Uncertainty of Conducted Measurement

Test Item	Uncertainty
Conducted Power	±1.34 dB
Conducted Emissions	±1.34 dB
Occupied Channel Bandwidth	±1.2 %

Uncertainty of Radiated Emission Measurement (30 MHz ~ 1000 MHz)

Measuring Uncertainty for a Level of Confidence of 95% (U = 2Uc(y))	2.47dB
---	--------

Uncertainty of Radiated Emission Measurement (1 GHz ~ 18 GHz)

Measuring Uncertainty for a Level of Confidence of 95% (U = 2Uc(y))	3.31dB
---	--------

Uncertainty of Radiated Emission Measurement (18 GHz ~ 40 GHz)

Measuring Uncertainty for a Level of Confidence of 95% (U = 2Uc(y))	3.72dB
---	--------

----- THE END -----



Appendix A. Test Results of Conducted Test

Test Engineer :	Chen Hong	Temperature :	24~26°C
		Relative Humidity :	50~53%

Conducted Output Power(Average power)

LTE Band 7 Ant 1						
BW [MHz]	Modulation	RB Size	RB Offset	Power Low Ch. / Freq.	Power Middle Ch. / Freq.	Power High Ch. / Freq.
Channel				20850	21100	21350
Frequency (MHz)				2510	2535	2560
20	QPSK	1	0	22.68	23.01	23.00
20	QPSK	1	49	22.65	22.85	22.61
20	QPSK	1	99	22.61	22.81	22.77
20	QPSK	50	0	21.92	22.03	22.00
20	QPSK	50	24	21.90	22.00	21.96
20	QPSK	50	50	21.83	21.98	21.95
20	QPSK	100	0	21.90	21.94	21.92
20	16QAM	1	0	21.98	22.01	22.12
20	16QAM	1	49	22.01	22.00	21.96
20	16QAM	1	99	21.89	22.05	22.11
20	16QAM	50	0	20.89	21.01	20.99
20	16QAM	50	24	21.02	20.93	21.04
20	16QAM	50	50	20.96	21.11	21.04
20	16QAM	100	0	20.97	21.00	21.09
20	64QAM	1	0	21.25	21.01	21.21
20	64QAM	1	49	21.36	21.00	21.21
20	64QAM	1	99	21.28	21.03	21.05
20	64QAM	50	0	19.89	20.10	19.94
20	64QAM	50	24	19.97	20.05	19.99
20	64QAM	50	50	19.94	20.20	19.94
20	64QAM	100	0	19.96	19.93	20.08
20	256QAM	1	0	17.89	17.94	17.91
20	256QAM	1	49	17.96	17.99	17.96
20	256QAM	1	99	17.90	18.02	17.96
20	256QAM	50	0	17.90	17.95	17.85
20	256QAM	50	24	17.79	17.89	17.83
20	256QAM	50	50	17.89	17.96	17.84
20	256QAM	100	0	17.79	17.91	17.85
Channel				20825	21100	21375
Frequency (MHz)				2507.5	2535	2562.5
15	QPSK	1	0	22.62	22.93	22.88
15	QPSK	1	37	22.54	22.75	22.50



15	QPSK	1	74	22.53	22.79	22.66
15	QPSK	36	0	21.83	22.00	21.97
15	QPSK	36	20	21.87	21.96	21.87
15	QPSK	36	39	21.78	21.87	21.85
15	QPSK	75	0	21.81	21.87	21.87
15	16QAM	1	0	21.89	21.93	22.08
15	16QAM	1	37	21.93	21.98	21.85
15	16QAM	1	74	21.87	21.94	22.09
15	16QAM	36	0	20.87	20.91	20.95
15	16QAM	36	20	20.92	20.90	20.94
15	16QAM	36	39	20.86	20.99	21.02
15	16QAM	75	0	20.85	20.95	21.03
15	64QAM	1	0	21.22	20.98	21.14
15	64QAM	1	37	21.32	20.90	21.16
15	64QAM	1	74	21.22	20.97	20.95
15	64QAM	36	0	19.87	19.99	19.83
15	64QAM	36	20	19.91	19.96	19.97
15	64QAM	36	39	19.89	20.09	19.83
15	64QAM	75	0	19.89	19.86	19.97
15	256QAM	1	0	17.81	17.85	17.81
15	256QAM	1	37	17.87	17.91	17.86
15	256QAM	1	74	17.86	17.98	17.88
15	256QAM	36	0	17.81	17.92	17.78
15	256QAM	36	20	17.72	17.85	17.79
15	256QAM	36	39	17.85	17.86	17.82
15	256QAM	75	0	17.75	17.87	17.76
Channel				20800	21100	21400
Frequency (MHz)				2505	2535	2565
10	QPSK	1	0	22.62	22.97	22.90
10	QPSK	1	25	22.62	22.82	22.52
10	QPSK	1	49	22.56	22.76	22.68
10	QPSK	25	0	21.86	22.00	21.98
10	QPSK	25	12	21.85	21.96	21.87
10	QPSK	25	25	21.72	21.92	21.90
10	QPSK	50	0	21.82	21.89	21.80
10	16QAM	1	0	21.86	21.98	22.04
10	16QAM	1	25	21.90	21.96	21.89
10	16QAM	1	49	21.86	22.02	22.08
10	16QAM	25	0	20.82	20.95	20.92
10	16QAM	25	12	20.94	20.86	20.96
10	16QAM	25	25	20.84	21.06	20.96
10	16QAM	50	0	20.89	20.98	20.99
10	64QAM	1	0	21.14	20.95	21.16
10	64QAM	1	25	21.29	20.90	21.16
10	64QAM	1	49	21.26	21.01	21.02



10	64QAM	25	0	19.80	20.03	19.84
10	64QAM	25	12	19.85	20.00	19.89
10	64QAM	25	25	19.89	20.18	19.83
10	64QAM	50	0	19.94	19.87	19.96
10	256QAM	1	0	17.85	17.87	17.84
10	256QAM	1	25	17.87	17.95	17.89
10	256QAM	1	49	17.80	17.97	17.84
10	256QAM	25	0	17.86	17.86	17.79
10	256QAM	25	12	17.67	17.77	17.78
10	256QAM	25	25	17.77	17.94	17.78
10	256QAM	50	0	17.75	17.83	17.73
Channel				20775	21100	21425
Frequency (MHz)				2502.5	2535	2567.5
5	QPSK	1	0	22.62	22.94	22.88
5	QPSK	1	12	22.53	22.78	22.50
5	QPSK	1	24	22.51	22.69	22.68
5	QPSK	12	0	21.90	22.00	21.96
5	QPSK	12	7	21.81	21.91	21.94
5	QPSK	12	13	21.71	21.87	21.93
5	QPSK	25	0	21.81	21.91	21.83
5	16QAM	1	0	21.95	21.96	22.09
5	16QAM	1	12	21.94	21.91	21.87
5	16QAM	1	24	21.81	21.94	22.01
5	16QAM	12	0	20.77	20.97	20.90
5	16QAM	12	7	20.91	20.89	20.96
5	16QAM	12	13	20.93	21.05	20.92
5	16QAM	25	0	20.86	20.93	20.99
5	64QAM	1	0	21.18	20.96	21.13
5	64QAM	1	12	21.29	20.94	21.12
5	64QAM	1	24	21.20	20.92	20.96
5	64QAM	12	0	19.78	20.05	19.90
5	64QAM	12	7	19.86	19.95	19.89
5	64QAM	12	13	19.91	20.18	19.85
5	64QAM	25	0	19.94	19.85	19.97
5	256QAM	1	0	17.80	17.86	17.83
5	256QAM	1	12	17.89	17.88	17.91
5	256QAM	1	24	17.87	17.95	17.90
5	256QAM	12	0	17.81	17.83	17.82
5	256QAM	12	7	17.72	17.83	17.81
5	256QAM	12	13	17.78	17.88	17.81
5	256QAM	25	0	17.72	17.88	17.80



LTE Band 12 Ant 1						
BW [MHz]	Modulation	RB Size	RB Offset	Power Low Ch. / Freq.	Power Middle Ch. / Freq.	Power High Ch. / Freq.
Channel				23060	23095	23130
Frequency (MHz)				704	707.5	711
10	QPSK	1	0	23.42	23.55	23.49
10	QPSK	1	25	23.34	23.41	23.47
10	QPSK	1	49	23.36	23.53	23.37
10	QPSK	25	0	23.40	23.45	23.41
10	QPSK	25	12	23.36	23.40	23.40
10	QPSK	25	25	23.35	23.36	23.38
10	QPSK	50	0	23.35	23.43	23.38
10	16QAM	1	0	23.47	23.52	23.45
10	16QAM	1	25	23.37	23.50	23.54
10	16QAM	1	49	23.39	23.51	23.51
10	16QAM	25	0	23.10	23.02	23.08
10	16QAM	25	12	23.16	23.13	23.12
10	16QAM	25	25	23.04	23.22	23.25
10	16QAM	50	0	23.13	23.11	23.12
10	64QAM	1	0	22.95	23.08	23.01
10	64QAM	1	25	22.94	23.04	23.04
10	64QAM	1	49	23.00	23.05	23.06
10	64QAM	25	0	22.01	22.02	22.09
10	64QAM	25	12	22.07	22.09	22.23
10	64QAM	25	25	22.10	22.06	22.18
10	64QAM	50	0	22.10	22.20	22.05
10	256QAM	1	0	19.97	20.09	19.99
10	256QAM	1	25	20.18	20.25	20.16
10	256QAM	1	49	20.17	20.23	20.15
10	256QAM	25	0	20.18	20.22	20.10
10	256QAM	25	12	20.18	20.25	20.16
10	256QAM	25	25	20.06	20.14	20.11
10	256QAM	50	0	20.17	20.26	20.16
Channel				23035	23095	23155
Frequency (MHz)				701.5	707.5	713.5
5	QPSK	1	0	23.40	23.49	23.41
5	QPSK	1	12	23.29	23.30	23.35
5	QPSK	1	24	23.27	23.44	23.28
5	QPSK	12	0	23.30	23.43	23.30
5	QPSK	12	7	23.27	23.28	23.29
5	QPSK	12	13	23.24	23.29	23.36
5	QPSK	25	0	23.32	23.39	23.28
5	16QAM	1	0	23.37	23.48	23.43
5	16QAM	1	12	23.32	23.48	23.49



5	16QAM	1	24	23.28	23.49	23.39
5	16QAM	12	0	22.98	23.00	22.96
5	16QAM	12	7	23.14	23.03	23.05
5	16QAM	12	13	22.99	23.17	23.15
5	16QAM	25	0	23.11	23.09	23.07
5	64QAM	1	0	22.85	23.05	22.90
5	64QAM	1	12	22.91	22.99	22.96
5	64QAM	1	24	22.93	22.98	23.00
5	64QAM	12	0	21.94	21.91	22.04
5	64QAM	12	7	21.95	22.02	22.11
5	64QAM	12	13	22.05	21.95	22.06
5	64QAM	25	0	22.08	22.13	21.95
5	256QAM	1	0	19.92	19.98	19.88
5	256QAM	1	12	20.07	20.16	20.11
5	256QAM	1	24	20.13	20.21	20.07
5	256QAM	12	0	20.15	20.11	20.06
5	256QAM	12	7	20.10	20.20	20.12
5	256QAM	12	13	19.96	20.04	20.07
5	256QAM	25	0	20.15	20.24	20.13
Channel				23025	23095	23165
Frequency (MHz)				700.5	707.5	714.5
3	QPSK	1	0	23.40	23.43	23.42
3	QPSK	1	8	23.31	23.36	23.35
3	QPSK	1	14	23.28	23.41	23.26
3	QPSK	8	0	23.33	23.36	23.35
3	QPSK	8	4	23.31	23.33	23.38
3	QPSK	8	7	23.29	23.30	23.27
3	QPSK	15	0	23.28	23.41	23.33
3	16QAM	1	0	23.42	23.44	23.36
3	16QAM	1	8	23.34	23.46	23.44
3	16QAM	1	14	23.32	23.44	23.46
3	16QAM	8	0	23.01	22.90	22.99
3	16QAM	8	4	23.04	23.06	23.03
3	16QAM	8	7	22.92	23.14	23.17
3	16QAM	15	0	23.05	23.07	23.05
3	64QAM	1	0	22.83	22.96	22.93
3	64QAM	1	8	22.89	22.98	22.93
3	64QAM	1	14	22.93	22.96	23.03
3	64QAM	8	0	21.90	21.97	22.06
3	64QAM	8	4	22.02	21.99	22.16
3	64QAM	8	7	21.98	21.96	22.13
3	64QAM	15	0	22.01	22.09	21.98
3	256QAM	1	0	19.90	20.05	19.88
3	256QAM	1	8	20.07	20.14	20.04
3	256QAM	1	14	20.14	20.11	20.13



3	256QAM	8	0	20.16	20.19	19.98
3	256QAM	8	4	20.07	20.20	20.07
3	256QAM	8	7	19.99	20.11	20.05
3	256QAM	15	0	20.08	20.14	20.10
Channel				23017	23095	23173
Frequency (MHz)				699.7	707.5	715.3
1.4	QPSK	1	0	23.31	23.50	23.39
1.4	QPSK	1	3	23.31	23.33	23.40
1.4	QPSK	1	5	23.27	23.50	23.35
1.4	QPSK	3	0	23.36	23.42	23.37
1.4	QPSK	3	1	23.29	23.37	23.36
1.4	QPSK	3	3	23.29	23.29	23.27
1.4	QPSK	6	0	23.26	23.37	23.31
1.4	16QAM	1	0	23.45	23.43	23.41
1.4	16QAM	1	3	23.28	23.41	23.44
1.4	16QAM	1	5	23.37	23.44	23.44
1.4	16QAM	3	0	23.43	23.38	23.37
1.4	16QAM	3	1	23.31	23.36	23.45
1.4	16QAM	3	3	23.41	23.41	23.41
1.4	16QAM	6	0	23.04	23.08	23.03
1.4	64QAM	1	0	22.87	22.96	22.96
1.4	64QAM	1	3	22.91	23.02	22.96
1.4	64QAM	1	5	22.89	22.93	23.01
1.4	64QAM	3	0	22.92	22.99	23.01
1.4	64QAM	3	1	22.93	23.02	22.99
1.4	64QAM	3	3	22.94	22.97	22.96
1.4	64QAM	6	0	22.00	22.11	22.00
1.4	256QAM	1	0	19.86	20.05	19.94
1.4	256QAM	1	3	20.10	20.22	20.14
1.4	256QAM	1	5	20.14	20.14	20.03
1.4	256QAM	3	0	20.15	20.16	20.06
1.4	256QAM	3	1	20.08	20.14	20.08
1.4	256QAM	3	3	19.99	20.12	20.01
1.4	256QAM	6	0	20.12	20.18	20.05



LTE Band 13 Ant 0						
BW [MHz]	Modulation	RB Size	RB Offset	Power Low Ch. / Freq.	Power Middle Ch. / Freq.	Power High Ch. / Freq.
Channel				23230		
Frequency (MHz)				782		
10	QPSK	1	0		22.81	
10	QPSK	1	25		22.77	
10	QPSK	1	49		22.66	
10	QPSK	25	0		22.76	
10	QPSK	25	12		22.72	
10	QPSK	25	25		22.65	
10	QPSK	50	0		22.70	
10	16QAM	1	0		22.76	
10	16QAM	1	25		22.74	
10	16QAM	1	49		22.78	
10	16QAM	25	0		21.85	
10	16QAM	25	12		21.92	
10	16QAM	25	25		21.76	
10	16QAM	50	0		21.78	
10	64QAM	1	0		22.28	
10	64QAM	1	25		22.09	
10	64QAM	1	49		22.11	
10	64QAM	25	0		20.84	
10	64QAM	25	12		20.88	
10	64QAM	25	25		20.90	
10	64QAM	50	0		20.73	
10	256QAM	1	0		18.88	
10	256QAM	1	25		19.02	
10	256QAM	1	49		18.75	
10	256QAM	25	0		18.86	
10	256QAM	25	12		18.87	
10	256QAM	25	25		18.75	
10	256QAM	50	0		18.95	
Channel				23205	23230	23255
Frequency (MHz)				779.5	782	784.5
5	QPSK	1	0	22.73	22.77	22.76
5	QPSK	1	12	22.67	22.69	22.72
5	QPSK	1	24	22.55	22.64	22.61
5	QPSK	12	0	22.69	22.74	22.72
5	QPSK	12	7	22.61	22.69	22.64
5	QPSK	12	13	22.58	22.56	22.60
5	QPSK	25	0	22.65	22.62	22.59
5	16QAM	1	0	22.72	22.65	22.73
5	16QAM	1	12	22.63	22.67	22.65



5	16QAM	1	24	22.66	22.76	22.74
5	16QAM	12	0	21.83	21.80	21.81
5	16QAM	12	7	21.86	21.88	21.81
5	16QAM	12	13	21.68	21.68	21.67
5	16QAM	25	0	21.75	21.70	21.69
5	64QAM	1	0	22.22	22.21	22.19
5	64QAM	1	12	22.04	22.07	22.04
5	64QAM	1	24	22.04	22.08	22.07
5	64QAM	12	0	20.77	20.74	20.79
5	64QAM	12	7	20.83	20.79	20.82
5	64QAM	12	13	20.79	20.84	20.84
5	64QAM	25	0	20.62	20.65	20.68
5	256QAM	1	0	18.85	18.83	18.76
5	256QAM	1	12	19.00	18.97	18.93
5	256QAM	1	24	18.73	18.73	18.68
5	256QAM	12	0	18.78	18.81	18.74
5	256QAM	12	7	18.77	18.80	18.80
5	256QAM	12	13	18.69	18.69	18.63
5	256QAM	25	0	18.84	18.83	18.87



LTE Band 17 Ant 1						
BW [MHz]	Modulation	RB Size	RB Offset	Power Low Ch. / Freq.	Power Middle Ch. / Freq.	Power High Ch. / Freq.
Channel				23780	23790	23800
Frequency (MHz)				709	710	711
10	QPSK	1	0	23.50	23.51	23.42
10	QPSK	1	25	23.47	23.34	23.38
10	QPSK	1	49	23.47	23.45	23.27
10	QPSK	25	0	23.47	23.48	23.45
10	QPSK	25	12	23.46	23.43	23.36
10	QPSK	25	25	23.41	23.41	23.41
10	QPSK	50	0	23.30	23.41	23.33
10	16QAM	1	0	23.47	23.49	23.35
10	16QAM	1	25	23.39	23.48	23.38
10	16QAM	1	49	23.46	23.45	23.38
10	16QAM	25	0	23.04	23.08	23.14
10	16QAM	25	12	23.18	23.18	23.14
10	16QAM	25	25	23.18	23.23	23.17
10	16QAM	50	0	23.08	23.08	23.10
10	64QAM	1	0	22.98	23.07	22.93
10	64QAM	1	25	23.05	23.07	22.98
10	64QAM	1	49	23.07	23.04	22.95
10	64QAM	25	0	22.00	22.00	22.06
10	64QAM	25	12	22.14	22.11	22.16
10	64QAM	25	25	22.16	22.12	22.09
10	64QAM	50	0	22.05	22.05	22.16
10	256QAM	1	0	20.20	20.22	20.20
10	256QAM	1	25	20.22	20.31	20.21
10	256QAM	1	49	20.20	20.28	20.19
10	256QAM	25	0	20.14	20.25	20.21
10	256QAM	25	12	20.17	20.24	20.18
10	256QAM	25	25	20.19	20.26	20.16
10	256QAM	50	0	20.13	20.22	20.17
Channel				23755	23790	23825
Frequency (MHz)				706.5	710	713.5
5	QPSK	1	0	23.48	23.48	23.32
5	QPSK	1	12	23.36	23.31	23.30
5	QPSK	1	24	23.43	23.34	23.15
5	QPSK	12	0	23.36	23.42	23.33
5	QPSK	12	7	23.37	23.37	23.27
5	QPSK	12	13	23.38	23.35	23.32
5	QPSK	25	0	23.21	23.39	23.22
5	16QAM	1	0	23.37	23.37	23.27
5	16QAM	1	12	23.37	23.44	23.26



5	16QAM	1	24	23.38	23.37	23.29
5	16QAM	12	0	22.98	22.96	23.03
5	16QAM	12	7	23.09	23.15	23.09
5	16QAM	12	13	23.13	23.18	23.10
5	16QAM	25	0	23.02	23.04	23.00
5	64QAM	1	0	22.88	23.00	22.84
5	64QAM	1	12	22.95	23.03	22.90
5	64QAM	1	24	22.96	22.94	22.89
5	64QAM	12	0	21.96	21.92	21.98
5	64QAM	12	7	22.10	22.06	22.07
5	64QAM	12	13	22.06	22.05	21.99
5	64QAM	25	0	21.96	21.99	22.11
5	256QAM	1	0	20.12	20.20	20.08
5	256QAM	1	12	20.17	20.27	20.15
5	256QAM	1	24	20.15	20.23	20.07
5	256QAM	12	0	20.02	20.13	20.18
5	256QAM	12	7	20.09	20.16	20.16
5	256QAM	12	13	20.12	20.16	20.05
5	256QAM	25	0	20.03	20.11	20.15



LTE Band 71 Ant 1						
BW [MHz]	Modulation	RB Size	RB Offset	Power Low Ch. / Freq.	Power Middle Ch. / Freq.	Power High Ch. / Freq.
Channel				133222	133297	133372
Frequency (MHz)				673	680.5	688
20	QPSK	1	0	23.12	23.23	23.22
20	QPSK	1	49	22.99	23.17	23.21
20	QPSK	1	99	23.08	23.11	23.16
20	QPSK	50	0	23.17	23.20	23.19
20	QPSK	50	24	23.15	23.18	23.18
20	QPSK	50	50	23.16	23.15	23.15
20	QPSK	100	0	23.15	23.19	23.15
20	16QAM	1	0	23.17	23.11	23.19
20	16QAM	1	49	23.18	23.16	23.14
20	16QAM	1	99	23.14	23.20	23.18
20	16QAM	50	0	22.74	22.89	22.97
20	16QAM	50	24	22.80	22.92	22.98
20	16QAM	50	50	22.85	22.98	23.03
20	16QAM	100	0	22.88	22.90	22.98
20	64QAM	1	0	23.01	23.17	23.13
20	64QAM	1	49	23.17	23.13	23.13
20	64QAM	1	99	23.22	23.13	23.21
20	64QAM	50	0	21.77	22.17	21.94
20	64QAM	50	24	21.80	21.90	21.96
20	64QAM	50	50	21.84	21.93	21.99
20	64QAM	100	0	21.89	21.96	21.97
20	256QAM	1	0	19.85	19.92	20.07
20	256QAM	1	49	19.82	20.02	20.06
20	256QAM	1	99	20.04	20.18	20.16
20	256QAM	50	0	19.77	19.84	19.94
20	256QAM	50	24	19.80	19.87	19.86
20	256QAM	50	50	19.83	19.99	20.08
20	256QAM	100	0	19.84	19.85	19.91
Channel				133197	133297	133397
Frequency (MHz)				670.5	680.5	690.5
15	QPSK	1	0	23.10	23.13	23.18
15	QPSK	1	37	22.95	23.08	23.16
15	QPSK	1	74	23.02	23.04	23.06
15	QPSK	36	0	23.13	23.12	23.15
15	QPSK	36	20	23.04	23.13	23.14
15	QPSK	36	39	23.08	23.08	23.10
15	QPSK	75	0	23.10	23.08	23.12
15	16QAM	1	0	23.13	23.06	23.11
15	16QAM	1	37	23.13	23.12	23.06



15	16QAM	1	74	23.12	23.08	23.08
15	16QAM	36	0	22.69	22.78	22.90
15	16QAM	36	20	22.71	22.80	22.94
15	16QAM	36	39	22.76	22.93	22.91
15	16QAM	75	0	22.83	22.84	22.87
15	64QAM	1	0	22.92	23.08	23.08
15	64QAM	1	37	23.13	23.03	23.11
15	64QAM	1	74	23.10	23.07	23.12
15	64QAM	36	0	21.66	22.08	21.87
15	64QAM	36	20	21.68	21.83	21.94
15	64QAM	36	39	21.72	21.86	21.97
15	64QAM	75	0	21.82	21.87	21.94
15	256QAM	1	0	19.74	19.87	19.97
15	256QAM	1	37	19.70	19.99	19.94
15	256QAM	1	74	19.92	20.10	20.10
15	256QAM	36	0	19.75	19.80	19.90
15	256QAM	36	20	19.70	19.78	19.81
15	256QAM	36	39	19.74	19.88	20.06
15	256QAM	75	0	19.80	19.83	19.86
Channel				133172	133297	133422
Frequency (MHz)				668	680.5	693
10	QPSK	1	0	23.10	23.13	23.10
10	QPSK	1	25	22.90	23.12	23.17
10	QPSK	1	49	22.96	23.08	23.06
10	QPSK	25	0	23.10	23.17	23.13
10	QPSK	25	12	23.03	23.15	23.12
10	QPSK	25	25	23.09	23.11	23.08
10	QPSK	50	0	23.07	23.08	23.05
10	16QAM	1	0	23.05	23.04	23.17
10	16QAM	1	25	23.15	23.13	23.10
10	16QAM	1	49	23.08	23.17	23.13
10	16QAM	25	0	22.68	22.87	22.85
10	16QAM	25	12	22.77	22.90	22.87
10	16QAM	25	25	22.78	22.94	22.95
10	16QAM	50	0	22.85	22.84	22.87
10	64QAM	1	0	22.96	23.10	23.02
10	64QAM	1	25	23.07	23.03	23.10
10	64QAM	1	49	23.18	23.02	23.10
10	64QAM	25	0	21.68	22.05	21.92
10	64QAM	25	12	21.76	21.82	21.89
10	64QAM	25	25	21.76	21.84	21.96
10	64QAM	50	0	21.79	21.86	21.88
10	256QAM	1	0	19.76	19.82	19.96
10	256QAM	1	25	19.70	19.96	20.04
10	256QAM	1	49	19.96	20.16	20.08



10	256QAM	25	0	19.70	19.81	19.88
10	256QAM	25	12	19.78	19.82	19.82
10	256QAM	25	25	19.74	19.90	20.06
10	256QAM	50	0	19.79	19.75	19.86
Channel				133147	133297	133447
Frequency (MHz)				665.5	680.5	695.5
5	QPSK	1	0	23.08	23.18	23.18
5	QPSK	1	12	22.88	23.07	23.17
5	QPSK	1	24	23.00	23.09	23.10
5	QPSK	12	0	23.15	23.13	23.16
5	QPSK	12	7	23.07	23.13	23.16
5	QPSK	12	13	23.07	23.10	23.10
5	QPSK	25	0	23.11	23.07	23.05
5	16QAM	1	0	23.12	23.06	23.10
5	16QAM	1	12	23.10	23.14	23.08
5	16QAM	1	24	23.07	23.13	23.15
5	16QAM	12	0	22.70	22.83	22.92
5	16QAM	12	7	22.71	22.83	22.90
5	16QAM	12	13	22.78	22.94	22.93
5	16QAM	25	0	22.84	22.84	22.90
5	64QAM	1	0	22.90	23.05	23.09
5	64QAM	1	12	23.05	23.01	23.03
5	64QAM	1	24	23.13	23.05	23.17
5	64QAM	12	0	21.73	22.06	21.84
5	64QAM	12	7	21.76	21.78	21.93
5	64QAM	12	13	21.82	21.88	21.92
5	64QAM	25	0	21.77	21.89	21.85
5	256QAM	1	0	19.73	19.90	19.95
5	256QAM	1	12	19.71	20.00	19.94
5	256QAM	1	24	20.00	20.11	20.07
5	256QAM	12	0	19.73	19.81	19.82
5	256QAM	12	7	19.75	19.81	19.84
5	256QAM	12	13	19.73	19.95	20.00
5	256QAM	25	0	19.72	19.79	19.84



LTE Band 38 Ant 1						
BW [MHz]	Modulation	RB Size	RB Offset	Power Low Ch. / Freq.	Power Middle Ch. / Freq.	Power High Ch. / Freq.
Channel				37850	38000	38150
Frequency (MHz)				2580	2595	2610
20	QPSK	1	0	22.99	23.44	23.14
20	QPSK	1	49	23.05	23.09	23.09
20	QPSK	1	99	23.01	23.34	23.09
20	QPSK	50	0	23.03	23.22	23.09
20	QPSK	50	24	23.16	23.13	23.17
20	QPSK	50	50	23.16	23.12	23.16
20	QPSK	100	0	23.18	23.24	23.21
20	16QAM	1	0	22.96	23.19	23.20
20	16QAM	1	49	23.16	23.31	23.16
20	16QAM	1	99	23.12	23.03	23.08
20	16QAM	50	0	22.77	22.83	22.68
20	16QAM	50	24	22.89	22.84	22.92
20	16QAM	50	50	22.90	22.95	22.94
20	16QAM	100	0	22.87	22.89	22.90
20	64QAM	1	0	22.56	22.74	22.54
20	64QAM	1	49	22.57	22.91	22.37
20	64QAM	1	99	22.83	22.99	22.58
20	64QAM	50	0	21.72	21.85	21.82
20	64QAM	50	24	21.75	21.86	21.94
20	64QAM	50	50	21.98	22.02	21.92
20	64QAM	100	0	21.82	21.84	21.88
20	256QAM	1	0	19.59	19.64	19.56
20	256QAM	1	49	19.62	19.77	19.68
20	256QAM	1	99	19.64	19.65	19.66
20	256QAM	50	0	19.65	19.78	19.68
20	256QAM	50	24	19.74	19.77	19.77
20	256QAM	50	50	19.75	19.78	19.73
20	256QAM	100	0	19.70	19.78	19.73
Channel				37825	38000	38175
Frequency (MHz)				2577.5	2595	2612.5
15	QPSK	1	0	22.97	23.37	23.05
15	QPSK	1	37	22.97	23.00	23.08
15	QPSK	1	74	22.92	23.31	23.00
15	QPSK	36	0	22.94	23.18	23.02
15	QPSK	36	20	23.12	23.04	23.12
15	QPSK	36	39	23.15	23.08	23.15
15	QPSK	75	0	23.12	23.23	23.20
15	16QAM	1	0	22.90	23.13	23.13
15	16QAM	1	37	23.11	23.30	23.12



15	16QAM	1	74	23.05	22.94	23.01
15	16QAM	36	0	22.74	22.81	22.64
15	16QAM	36	20	22.89	22.81	22.90
15	16QAM	36	39	22.89	22.92	22.92
15	16QAM	75	0	22.79	22.89	22.84
15	64QAM	1	0	22.48	22.73	22.45
15	64QAM	1	37	22.57	22.91	22.36
15	64QAM	1	74	22.73	22.94	22.52
15	64QAM	36	0	21.66	21.80	21.81
15	64QAM	36	20	21.75	21.81	21.88
15	64QAM	36	39	21.95	21.92	21.82
15	64QAM	75	0	21.76	21.78	21.87
15	256QAM	1	0	19.59	19.71	19.63
15	256QAM	1	37	19.64	19.74	19.63
15	256QAM	1	74	19.66	19.74	19.73
15	256QAM	36	0	19.72	19.74	19.61
15	256QAM	36	20	19.67	19.69	19.83
15	256QAM	36	39	19.83	19.74	19.74
15	256QAM	75	0	19.63	19.83	19.74
Channel				37800	38000	38200
Frequency (MHz)				2575	2595	2615
10	QPSK	1	0	22.92	23.34	23.12
10	QPSK	1	25	22.99	23.04	23.04
10	QPSK	1	49	22.99	23.26	22.99
10	QPSK	25	0	23.02	23.12	23.01
10	QPSK	25	12	23.12	23.04	23.16
10	QPSK	25	25	23.16	23.10	23.12
10	QPSK	50	0	23.09	23.15	23.21
10	16QAM	1	0	22.90	23.09	23.15
10	16QAM	1	25	23.15	23.25	23.13
10	16QAM	1	49	23.07	22.95	23.06
10	16QAM	25	0	22.73	22.80	22.64
10	16QAM	25	12	22.85	22.74	22.90
10	16QAM	25	25	22.85	22.92	22.94
10	16QAM	50	0	22.86	22.83	22.83
10	64QAM	1	0	22.54	22.72	22.51
10	64QAM	1	25	22.56	22.85	22.30
10	64QAM	1	49	22.75	22.95	22.54
10	64QAM	25	0	21.67	21.83	21.75
10	64QAM	25	12	21.70	21.82	21.94
10	64QAM	25	25	21.96	21.95	21.85
10	64QAM	50	0	21.75	21.80	21.87
10	256QAM	1	0	19.56	19.72	19.60
10	256QAM	1	25	19.68	19.82	19.65
10	256QAM	1	49	19.74	19.75	19.72



10	256QAM	25	0	19.74	19.88	19.74
10	256QAM	25	12	19.83	19.76	19.73
10	256QAM	25	25	19.66	19.73	19.78
10	256QAM	50	0	19.66	19.69	19.63
Channel				37775	38000	38225
Frequency (MHz)				2572.5	2595	2617.5
5	QPSK	1	0	22.94	23.36	23.14
5	QPSK	1	12	23.03	23.06	23.06
5	QPSK	1	24	22.94	23.26	23.02
5	QPSK	12	0	23.01	23.12	23.05
5	QPSK	12	7	23.11	23.06	23.08
5	QPSK	12	13	23.06	23.11	23.06
5	QPSK	25	0	23.11	23.24	23.15
5	16QAM	1	0	22.91	23.19	23.19
5	16QAM	1	12	23.06	23.27	23.07
5	16QAM	1	24	23.06	22.94	23.03
5	16QAM	12	0	22.74	22.77	22.61
5	16QAM	12	7	22.80	22.83	22.85
5	16QAM	12	13	22.84	22.89	22.93
5	16QAM	25	0	22.77	22.89	22.80
5	64QAM	1	0	22.51	22.74	22.48
5	64QAM	1	12	22.47	22.89	22.30
5	64QAM	1	24	22.75	22.90	22.54
5	64QAM	12	0	21.72	21.77	21.80
5	64QAM	12	7	21.66	21.76	21.88
5	64QAM	12	13	21.91	21.98	21.88
5	64QAM	25	0	21.79	21.80	21.88
5	256QAM	1	0	19.59	19.63	19.58
5	256QAM	1	12	19.58	19.87	19.66
5	256QAM	1	24	19.67	19.69	19.70
5	256QAM	12	0	19.59	19.78	19.70
5	256QAM	12	7	19.84	19.81	19.75
5	256QAM	12	13	19.71	19.81	19.69
5	256QAM	25	0	19.74	19.76	19.66



LTE Band 41 Ant 1						
BW [MHz]	Modulation	RB Size	RB Offset	Power Low Ch. / Freq.	Power Middle Ch. / Freq.	Power High Ch. / Freq.
Channel				39750	40620	41490
Frequency (MHz)				2506	2593	2680
20	QPSK	1	0	25.75	26.44	25.78
20	QPSK	1	49	26.35	26.19	25.75
20	QPSK	1	99	25.71	26.39	25.61
20	QPSK	50	0	25.91	26.20	25.84
20	QPSK	50	24	26.03	26.12	25.93
20	QPSK	50	50	26.04	26.10	25.90
20	QPSK	100	0	26.01	26.14	25.90
20	16QAM	1	0	26.02	26.29	26.36
20	16QAM	1	49	26.02	26.29	26.14
20	16QAM	1	99	26.29	26.29	26.06
20	16QAM	50	0	24.94	25.12	24.98
20	16QAM	50	24	25.16	25.24	24.96
20	16QAM	50	50	25.10	25.18	24.90
20	16QAM	100	0	25.10	25.22	24.93
20	64QAM	1	0	24.93	25.21	24.71
20	64QAM	1	49	25.24	25.27	25.33
20	64QAM	1	99	25.48	25.35	24.75
20	64QAM	50	0	24.03	24.11	23.79
20	64QAM	50	24	24.11	24.25	23.97
20	64QAM	50	50	23.97	24.20	23.91
20	64QAM	100	0	24.03	24.23	23.94
20	256QAM	1	0	21.78	22.20	21.96
20	256QAM	1	49	21.86	22.22	21.98
20	256QAM	1	99	21.96	22.10	21.85
20	256QAM	50	0	21.73	22.12	21.90
20	256QAM	50	24	21.82	22.09	21.93
20	256QAM	50	50	21.75	22.05	21.90
20	256QAM	100	0	21.77	22.06	21.87
Channel				39725	40620	41515
Frequency (MHz)				2503.5	2593	2682.5
15	QPSK	1	0	25.66	26.37	25.73
15	QPSK	1	37	26.27	26.17	25.67
15	QPSK	1	74	25.61	26.33	25.53
15	QPSK	36	0	25.81	26.18	25.78
15	QPSK	36	20	25.99	26.11	25.92
15	QPSK	36	39	26.04	26.06	25.80
15	QPSK	75	0	25.93	26.09	25.82
15	16QAM	1	0	25.95	26.29	26.35
15	16QAM	1	37	25.93	26.29	26.13



15	16QAM	1	74	26.22	26.25	26.00
15	16QAM	36	0	24.94	25.02	24.97
15	16QAM	36	20	25.13	25.19	24.88
15	16QAM	36	39	25.08	25.16	24.80
15	16QAM	75	0	25.00	25.18	24.92
15	64QAM	1	0	24.84	25.16	24.69
15	64QAM	1	37	25.16	25.25	25.30
15	64QAM	1	74	25.43	25.26	24.73
15	64QAM	36	0	23.98	24.06	23.72
15	64QAM	36	20	24.01	24.18	23.89
15	64QAM	36	39	23.97	24.10	23.85
15	64QAM	75	0	23.94	24.18	23.91
15	256QAM	1	0	21.73	22.19	21.91
15	256QAM	1	37	21.91	22.15	22.07
15	256QAM	1	74	21.87	22.09	21.76
15	256QAM	36	0	21.70	22.16	21.86
15	256QAM	36	20	21.87	22.06	22.03
15	256QAM	36	39	21.81	22.13	21.99
15	256QAM	75	0	21.69	22.07	21.89
Channel				39700	40620	41540
Frequency (MHz)				2501	2593	2685
10	QPSK	1	0	25.75	26.42	25.74
10	QPSK	1	25	26.35	26.09	25.65
10	QPSK	1	49	25.62	26.30	25.56
10	QPSK	25	0	25.85	26.16	25.83
10	QPSK	25	12	26.02	26.09	25.86
10	QPSK	25	25	26.04	26.05	25.84
10	QPSK	50	0	25.94	26.09	25.82
10	16QAM	1	0	26.01	26.26	26.27
10	16QAM	1	25	25.98	26.22	26.14
10	16QAM	1	49	26.25	26.26	25.98
10	16QAM	25	0	24.90	25.12	24.91
10	16QAM	25	12	25.16	25.24	24.93
10	16QAM	25	25	25.06	25.12	24.82
10	16QAM	50	0	25.10	25.21	24.93
10	64QAM	1	0	24.90	25.16	24.63
10	64QAM	1	25	25.22	25.27	25.23
10	64QAM	1	49	25.47	25.34	24.68
10	64QAM	25	0	24.00	24.11	23.76
10	64QAM	25	12	24.09	24.24	23.96
10	64QAM	25	25	23.89	24.12	23.89
10	64QAM	50	0	23.97	24.22	23.85
10	256QAM	1	0	21.86	22.10	21.93
10	256QAM	1	25	21.87	22.28	21.99
10	256QAM	1	49	22.01	22.20	21.95



10	256QAM	25	0	21.70	22.10	21.81
10	256QAM	25	12	21.82	22.00	21.83
10	256QAM	25	25	21.82	22.01	21.85
10	256QAM	50	0	21.78	22.07	21.87
Channel				39675	40620	41565
Frequency (MHz)				2498.5	2593	2687.5
5	QPSK	1	0	25.69	26.34	25.70
5	QPSK	1	12	26.32	26.12	25.75
5	QPSK	1	24	25.67	26.35	25.57
5	QPSK	12	0	25.87	26.12	25.83
5	QPSK	12	7	25.96	26.02	25.87
5	QPSK	12	13	25.99	26.08	25.84
5	QPSK	25	0	25.93	26.08	25.83
5	16QAM	1	0	25.94	26.23	26.36
5	16QAM	1	12	25.96	26.22	26.07
5	16QAM	1	24	26.25	26.27	26.01
5	16QAM	12	0	24.86	25.11	24.92
5	16QAM	12	7	25.09	25.21	24.87
5	16QAM	12	13	25.08	25.15	24.88
5	16QAM	25	0	25.08	25.18	24.86
5	64QAM	1	0	24.86	25.21	24.63
5	64QAM	1	12	25.17	25.26	25.24
5	64QAM	1	24	25.44	25.32	24.67
5	64QAM	12	0	23.93	24.07	23.79
5	64QAM	12	7	24.01	24.20	23.97
5	64QAM	12	13	23.87	24.15	23.88
5	64QAM	25	0	23.97	24.16	23.88
5	256QAM	1	0	21.80	22.12	21.98
5	256QAM	1	12	21.83	22.20	21.89
5	256QAM	1	24	21.99	22.05	21.79
5	256QAM	12	0	21.68	22.02	21.87
5	256QAM	12	7	21.81	22.13	21.98
5	256QAM	12	13	21.76	22.12	21.95
5	256QAM	25	0	21.84	22.10	21.85



ERP/EIRP

LTE Band 7 (GT - LC = -5.0 dB) QPSK			
Bandwidth	5M		
Channel	20775	21100	21425
	(Low)	(Mid)	(High)
Frequency	2502.5	2535	2567.5
(MHz)			
Conducted Power (dBm)	22.62	22.94	22.88
Conducted Power (Watts)	0.1828	0.1968	0.1941
EIRP(dBm)	17.62	17.94	17.88
EIRP(Watts)	0.0578	0.0622	0.0614

LTE Band 7 (GT - LC = -5.0 dB) QPSK									
Bandwidth	10M			15M			20M		
Channel	20800	21100	21400	20825	21100	21375	20850	21100	21350
	(Low)	(Mid)	(High)	(Low)	(Mid)	(High)	(Low)	(Mid)	(High)
Frequency	2505	2535	2565	2507.5	2535	2562.5	2510	2535	2560
(MHz)									
Conducted Power (dBm)	22.62	22.97	22.90	22.62	22.93	22.88	22.68	23.01	23.00
Conducted Power (Watts)	0.1828	0.1982	0.1950	0.1828	0.1963	0.1941	0.1854	0.2000	0.1995
EIRP(dBm)	17.62	17.97	17.90	17.62	17.93	17.88	17.68	18.01	18.00
EIRP(Watts)	0.0578	0.0627	0.0617	0.0578	0.0621	0.0614	0.0586	0.0632	0.0631



LTE Band 7 (GT - LC = -5.0 dB) 16QAM			
Bandwidth	5M		
Channel	20775	21100	21425
	(Low)	(Mid)	(High)
Frequency	2502.5	2535	2567.5
(MHz)			
Conducted Power (dBm)	21.95	21.96	22.09
Conducted Power (Watts)	0.1567	0.1570	0.1618
EIRP(dBm)	16.95	16.96	17.09
EIRP(Watts)	0.0495	0.0497	0.0512

LTE Band 7 (GT - LC = -5.0 dB) 16QAM									
Bandwidth	10M			15M			20M		
Channel	20800	21100	21400	20825	21100	21375	20850	21100	21350
	(Low)	(Mid)	(High)	(Low)	(Mid)	(High)	(Low)	(Mid)	(High)
Frequency	2505	2535	2565	2507.5	2535	2562.5	2510	2535	2560
(MHz)									
Conducted Power (dBm)	21.86	22.02	22.08	21.87	21.94	22.09	21.98	22.01	22.12
Conducted Power (Watts)	0.1535	0.1592	0.1614	0.1538	0.1563	0.1618	0.1578	0.1589	0.1629
EIRP(dBm)	16.86	17.02	17.08	16.87	16.94	17.09	16.98	17.01	17.12
EIRP(Watts)	0.0485	0.0504	0.0511	0.0486	0.0494	0.0512	0.0499	0.0502	0.0515



LTE Band 7 (GT - LC = -5.0 dB) 64QAM			
Bandwidth	5M		
Channel	20775	21100	21425
	(Low)	(Mid)	(High)
Frequency	2502.5	2535	2567.5
(MHz)			
Conducted Power (dBm)	21.29	20.94	21.12
Conducted Power (Watts)	0.1346	0.1242	0.1294
EIRP(dBm)	16.29	15.94	16.12
EIRP(Watts)	0.0426	0.0393	0.0409

LTE Band 7 (GT - LC = -5.0 dB) 64QAM									
Bandwidth	10M			15M			20M		
Channel	20800	21100	21400	20825	21100	21375	20850	21100	21350
	(Low)	(Mid)	(High)	(Low)	(Mid)	(High)	(Low)	(Mid)	(High)
Frequency	2505	2535	2565	2507.5	2535	2562.5	2510	2535	2560
(MHz)									
Conducted Power (dBm)	21.29	20.90	21.16	21.32	20.90	21.16	21.36	21.00	21.21
Conducted Power (Watts)	0.1346	0.1230	0.1306	0.1355	0.1230	0.1306	0.1368	0.1259	0.1321
EIRP(dBm)	16.29	15.90	16.16	16.32	15.90	16.16	16.36	16.00	16.21
EIRP(Watts)	0.0426	0.0389	0.0413	0.0429	0.0389	0.0413	0.0433	0.0398	0.0418



LTE Band 7 (GT - LC = -5.0 dB) 256QAM			
Bandwidth	5M		
Channel	20775	21100	21425
	(Low)	(Mid)	(High)
Frequency	2502.5	2535	2567.5
(MHz)			
Conducted Power (dBm)	17.87	17.95	17.90
Conducted Power (Watts)	0.0612	0.0624	0.0617
EIRP(dBm)	12.87	12.95	12.90
EIRP(Watts)	0.0194	0.0197	0.0195

LTE Band 7 (GT - LC = -5.0 dB) 256QAM									
Bandwidth	10M			15M			20M		
Channel	20800	21100	21400	20825	21100	21375	20850	21100	21350
	(Low)	(Mid)	(High)	(Low)	(Mid)	(High)	(Low)	(Mid)	(High)
Frequency	2505	2535	2565	2507.5	2535	2562.5	2510	2535	2560
(MHz)									
Conducted Power (dBm)	17.80	17.97	17.84	17.86	17.98	17.88	17.90	18.02	17.96
Conducted Power (Watts)	0.0603	0.0627	0.0608	0.0611	0.0628	0.0614	0.0617	0.0634	0.0625
EIRP(dBm)	12.80	12.97	12.84	12.86	12.98	12.88	12.90	13.02	12.96
EIRP(Watts)	0.0191	0.0198	0.0192	0.0193	0.0199	0.0194	0.0195	0.0200	0.0198



LTE Band 12 (GT - LC = -7.7 dB) QPSK									
Bandwidth	1.4M			3M			5M		
Channel	23017	23095	23173	23025	23095	23165	23035	23095	23155
	(Low)	(Mid)	(High)	(Low)	(Mid)	(High)	(Low)	(Mid)	(High)
Frequency (MHz)	699.7	707.5	715.3	700.5	707.5	714.5	701.5	707.5	713.5
Conducted Power (dBm)	23.31	23.50	23.39	23.40	23.43	23.42	23.40	23.49	23.41
Conducted Power (Watts)	0.2143	0.2239	0.2183	0.2188	0.2203	0.2198	0.2188	0.2234	0.2193
ERP(dBm)	13.46	13.65	13.54	13.55	13.58	13.57	13.55	13.64	13.56
ERP(Watts)	0.0222	0.0232	0.0226	0.0226	0.0228	0.0228	0.0226	0.0231	0.0227

LTE Band 12 (GT - LC = -7.7 dB) QPSK			
Bandwidth	10M		
Channel	23060	23095	23130
	(Low)	(Mid)	(High)
Frequency (MHz)	704	707.5	711
Conducted Power (dBm)	23.42	23.55	23.49
Conducted Power (Watts)	0.2198	0.2265	0.2234
ERP(dBm)	13.57	13.70	13.64
ERP(Watts)	0.0228	0.0234	0.0231



LTE Band 12 (GT - LC = -7.7 dB) 16QAM									
Bandwidth	1.4M			3M			5M		
Channel	23017	23095	23173	23025	23095	23165	23035	23095	23155
	(Low)	(Mid)	(High)	(Low)	(Mid)	(High)	(Low)	(Mid)	(High)
Frequency (MHz)	699.7	707.5	715.3	700.5	707.5	714.5	701.5	707.5	713.5
Conducted Power (dBm)	23.45	23.43	23.41	23.34	23.46	23.44	23.32	23.48	23.49
Conducted Power (Watts)	0.2213	0.2203	0.2193	0.2158	0.2218	0.2208	0.2148	0.2228	0.2234
ERP(dBm)	13.60	13.58	13.56	13.49	13.61	13.59	13.47	13.63	13.64
ERP(Watts)	0.0229	0.0228	0.0227	0.0223	0.0230	0.0229	0.0222	0.0231	0.0231

LTE Band 12 (GT - LC = -7.7 dB) 16QAM			
Bandwidth	10M		
Channel	23060	23095	23130
	(Low)	(Mid)	(High)
Frequency (MHz)	704	707.5	711
Conducted Power (dBm)	23.37	23.50	23.54
Conducted Power (Watts)	0.2173	0.2239	0.2259
ERP(dBm)	13.52	13.65	13.69
ERP(Watts)	0.0225	0.0232	0.0234



LTE Band 12 (GT - LC = -7.7 dB) 64QAM									
Bandwidth	1.4M			3M			5M		
Channel	23017	23095	23173	23025	23095	23165	23035	23095	23155
	(Low)	(Mid)	(High)	(Low)	(Mid)	(High)	(Low)	(Mid)	(High)
Frequency (MHz)	699.7	707.5	715.3	700.5	707.5	714.5	701.5	707.5	713.5
Conducted Power (dBm)	22.91	23.02	22.96	22.93	22.96	23.03	22.85	23.05	22.90
Conducted Power (Watts)	0.1954	0.2004	0.1977	0.1963	0.1977	0.2009	0.1928	0.2018	0.1950
ERP(dBm)	13.06	13.17	13.11	13.08	13.11	13.18	13.00	13.20	13.05
ERP(Watts)	0.0202	0.0207	0.0205	0.0203	0.0205	0.0208	0.0200	0.0209	0.0202

LTE Band 12 (GT - LC = -7.7 dB) 64QAM			
Bandwidth	10M		
Channel	23060	23095	23130
	(Low)	(Mid)	(High)
Frequency (MHz)	704	707.5	711
Conducted Power (dBm)	22.95	23.08	23.01
Conducted Power (Watts)	0.1972	0.2032	0.2000
ERP(dBm)	13.10	13.23	13.16
ERP(Watts)	0.0204	0.0210	0.0207



LTE Band 12 (GT - LC = -7.7 dB) 256QAM									
Bandwidth	1.4M			3M			5M		
Channel	23017	23095	23173	23025	23095	23165	23035	23095	23155
	(Low)	(Mid)	(High)	(Low)	(Mid)	(High)	(Low)	(Mid)	(High)
Frequency (MHz)	699.7	707.5	715.3	700.5	707.5	714.5	701.5	707.5	713.5
Conducted Power (dBm)	20.10	20.22	20.14	20.07	20.20	20.07	20.15	20.24	20.13
Conducted Power (Watts)	0.1023	0.1052	0.1033	0.1016	0.1047	0.1016	0.1035	0.1057	0.1030
ERP(dBm)	10.25	10.37	10.29	10.22	10.35	10.22	10.30	10.39	10.28
ERP(Watts)	0.0106	0.0109	0.0107	0.0105	0.0108	0.0105	0.0107	0.0109	0.0107

LTE Band 12 (GT - LC = -7.7 dB) 256QAM			
Bandwidth	10M		
Channel	23060	23095	23130
	(Low)	(Mid)	(High)
Frequency (MHz)	704	707.5	711
Conducted Power (dBm)	20.17	20.26	20.16
Conducted Power (Watts)	0.1040	0.1062	0.1038
ERP(dBm)	10.32	10.41	10.31
ERP(Watts)	0.0108	0.0110	0.0107



LTE Band 13 (GT - LC = -7.5 dB) QPSK						
Bandwidth	5M			10M		
Channel	23205	23230	23255	23230		
	(Low)	(Mid)	(High)	-	(Mid)	-
Frequency	779.5	782	784.5	-	782	-
(MHz)						
Conducted Power (dBm)	22.73	22.77	22.76		22.81	-
Conducted Power (Watts)	0.1875	0.1892	0.1888		0.1910	-
ERP(dBm)	13.08	13.12	13.11		13.16	-
ERP(Watts)	0.0203	0.0205	0.0205		0.0207	-

LTE Band 13 (GT - LC = -7.5 dB) 16QAM						
Bandwidth	5M			10M		
Channel	23205	23230	23255	23230		
	(Low)	(Mid)	(High)	-	(Mid)	-
Frequency	779.5	782	784.5	-	782	-
(MHz)						
Conducted Power (dBm)	22.66	22.76	22.74		22.78	-
Conducted Power (Watts)	0.1845	0.1888	0.1879		0.1897	-
ERP(dBm)	13.01	13.11	13.09		13.13	-
ERP(Watts)	0.0200	0.0205	0.0204		0.0206	-



LTE Band 13 (GT - LC = -7.5 dB) 64QAM						
Bandwidth	5M			10M		
Channel	23205	23230	23255	23230		
	(Low)	(Mid)	(High)	-	(Mid)	-
Frequency	779.5	782	784.5	-	782	-
(MHz)						
Conducted Power (dBm)	22.22	22.21	22.19		22.28	-
Conducted Power (Watts)	0.1667	0.1663	0.1656		0.1690	-
ERP(dBm)	12.57	12.56	12.54		12.63	-
ERP(Watts)	0.0181	0.0180	0.0179		0.0183	-

LTE Band 13 (GT - LC = -7.5 dB) 256QAM						
Bandwidth	5M			10M		
Channel	23205	23230	23255	23230		
	(Low)	(Mid)	(High)	-	(Mid)	-
Frequency	779.5	782	784.5	-	782	-
(MHz)						
Conducted Power (dBm)	19.00	18.97	18.93		19.02	-
Conducted Power (Watts)	0.0794	0.0789	0.0782		0.0798	-
ERP(dBm)	9.35	9.32	9.28		9.37	-
ERP(Watts)	0.0086	0.0086	0.0085		0.0086	-



LTE Band 17 (GT - LC = -7.7 dB) QPSK						
Bandwidth	5M			10M		
Channel	23755	23790	23825	23780	23790	23800
	(Low)	(Mid)	(High)	(Low)	(Mid)	(High)
Frequency	706.5	710	713.5	709	710	711
(MHz)						
Conducted Power (dBm)	23.48	23.48	23.32	23.50	23.51	23.42
Conducted Power (Watts)	0.2228	0.2228	0.2148	0.2239	0.2244	0.2198
ERP(dBm)	13.63	13.63	13.47	13.65	13.66	13.57
ERP(Watts)	0.0231	0.0231	0.0222	0.0232	0.0232	0.0228

LTE Band 17 (GT - LC = -7.7 dB) 16QAM						
Bandwidth	5M			10M		
Channel	23755	23790	23825	23780	23790	23800
	(Low)	(Mid)	(High)	(Low)	(Mid)	(High)
Frequency	706.5	710	713.5	709	710	711
(MHz)						
Conducted Power (dBm)	23.37	23.44	23.26	23.47	23.49	23.35
Conducted Power (Watts)	0.2173	0.2208	0.2118	0.2223	0.2234	0.2163
ERP(dBm)	13.52	13.59	13.41	13.62	13.64	13.50
ERP(Watts)	0.0225	0.0229	0.0219	0.0230	0.0231	0.0224



LTE Band 17 (GT - LC = -7.7 dB) 64QAM						
Bandwidth	5M			10M		
Channel	23755	23790	23825	23780	23790	23800
	(Low)	(Mid)	(High)	(Low)	(Mid)	(High)
Frequency	706.5	710	713.5	709	710	711
(MHz)						
Conducted Power (dBm)	22.95	23.03	22.90	23.05	23.07	22.98
Conducted Power (Watts)	0.1972	0.2009	0.1950	0.2018	0.2028	0.1986
ERP(dBm)	13.10	13.18	13.05	13.20	13.22	13.13
ERP(Watts)	0.0204	0.0208	0.0202	0.0209	0.0210	0.0206

LTE Band 17 (GT - LC = -7.7 dB) 256QAM						
Bandwidth	5M			10M		
Channel	23755	23790	23825	23780	23790	23800
	(Low)	(Mid)	(High)	(Low)	(Mid)	(High)
Frequency	706.5	710	713.5	709	710	711
(MHz)						
Conducted Power (dBm)	20.17	20.27	20.15	20.22	20.31	20.21
Conducted Power (Watts)	0.1040	0.1064	0.1035	0.1052	0.1074	0.1050
ERP(dBm)	10.32	10.42	10.30	10.37	10.46	10.36
ERP(Watts)	0.0108	0.0110	0.0107	0.0109	0.0111	0.0109



LTE Band 38 (GT - LC = -4.5 dB) QPSK			
Bandwidth	5M		
Channel	37775	38000	38225
	(Low)	(Mid)	(High)
Frequency	2572.5	2595	2617.5
(MHz)			
Conducted Power (dBm)	22.94	23.36	23.14
Conducted Power (Watts)	0.1968	0.2168	0.2061
EIRP(dBm)	18.44	18.86	18.64
EIRP(Watts)	0.0698	0.0769	0.0731

LTE Band 38 (GT - LC = -4.5 dB) QPSK									
Bandwidth	10M			15M			20M		
Channel	37800	38000	38200	37825	38000	38175	37850	38000	38150
	(Low)	(Mid)	(High)	(Low)	(Mid)	(High)	(Low)	(Mid)	(Mid)
Frequency	2575	2595	2615	2577.5	2595	2612.5	2580	2595	2610
(MHz)									
Conducted Power (dBm)	22.92	23.34	23.12	22.97	23.37	23.05	22.99	23.44	23.14
Conducted Power (Watts)	0.1959	0.2158	0.2051	0.1982	0.2173	0.2018	0.1991	0.2208	0.2061
EIRP(dBm)	18.42	18.84	18.62	18.47	18.87	18.55	18.49	18.94	18.64
EIRP(Watts)	0.0695	0.0766	0.0728	0.0703	0.0771	0.0716	0.0706	0.0783	0.0731



LTE Band 38 (GT - LC = -4.5 dB) 16QAM			
Bandwidth	5M		
Channel	37775	38000	38225
	(Low)	(Mid)	(High)
Frequency	2572.5	2595	2617.5
(MHz)			
Conducted Power (dBm)	23.06	23.27	23.07
Conducted Power (Watts)	0.2023	0.2123	0.2028
EIRP(dBm)	18.56	18.77	18.57
EIRP(Watts)	0.0718	0.0753	0.0719

LTE Band 38 (GT - LC = -4.5 dB) 16QAM									
Bandwidth	10M			15M			20M		
Channel	37800	38000	38200	37825	38000	38175	37850	38000	38150
	(Low)	(Mid)	(High)	(Low)	(Mid)	(High)	(Low)	(Mid)	(Mid)
Frequency	2575	2595	2615	2577.5	2595	2612.5	2580	2595	2610
(MHz)									
Conducted Power (dBm)	23.15	23.25	23.13	23.11	23.30	23.12	23.16	23.31	23.16
Conducted Power (Watts)	0.2065	0.2113	0.2056	0.2046	0.2138	0.2051	0.2070	0.2143	0.2070
EIRP(dBm)	18.65	18.75	18.63	18.61	18.80	18.62	18.66	18.81	18.66
EIRP(Watts)	0.0733	0.0750	0.0729	0.0726	0.0759	0.0728	0.0735	0.0760	0.0735



LTE Band 38 (GT - LC = -4.5 dB) 64QAM			
Bandwidth	5M		
Channel	37775	38000	38225
	(Low)	(Mid)	(High)
Frequency	2572.5	2595	2617.5
(MHz)			
Conducted Power (dBm)	22.75	22.90	22.54
Conducted Power (Watts)	0.1884	0.1950	0.1795
EIRP(dBm)	18.25	18.40	18.04
EIRP(Watts)	0.0668	0.0692	0.0637

LTE Band 38 (GT - LC = -4.5 dB) 64QAM									
Bandwidth	10M			15M			20M		
Channel	37800	38000	38200	37825	38000	38175	37850	38000	38150
	(Low)	(Mid)	(High)	(Low)	(Mid)	(High)	(Low)	(Mid)	(Mid)
Frequency	2575	2595	2615	2577.5	2595	2612.5	2580	2595	2610
(MHz)									
Conducted Power (dBm)	22.75	22.95	22.54	22.73	22.94	22.52	22.83	22.99	22.58
Conducted Power (Watts)	0.1884	0.1972	0.1795	0.1875	0.1968	0.1786	0.1919	0.1991	0.1811
EIRP(dBm)	18.25	18.45	18.04	18.23	18.44	18.02	18.33	18.49	18.08
EIRP(Watts)	0.0668	0.0700	0.0637	0.0665	0.0698	0.0634	0.0681	0.0706	0.0643



LTE Band 38 (GT - LC = -4.5 dB) 256QAM			
Bandwidth	5M		
Channel	37775	38000	38225
	(Low)	(Mid)	(High)
Frequency	2572.5	2595	2617.5
(MHz)			
Conducted Power (dBm)	19.58	19.87	19.66
Conducted Power (Watts)	0.0908	0.0971	0.0925
EIRP(dBm)	15.08	15.37	15.16
EIRP(Watts)	0.0322	0.0344	0.0328

LTE Band 38 (GT - LC = -4.5 dB) 256QAM									
Bandwidth	10M			15M			20M		
Channel	37800	38000	38200	37825	38000	38175	37850	38000	38150
	(Low)	(Mid)	(High)	(Low)	(Mid)	(High)	(Low)	(Mid)	(Mid)
Frequency	2575	2595	2615	2577.5	2595	2612.5	2580	2595	2610
(MHz)									
Conducted Power (dBm)	19.74	19.88	19.74	19.83	19.74	19.74	19.65	19.78	19.68
Conducted Power (Watts)	0.0942	0.0973	0.0942	0.0962	0.0942	0.0942	0.0923	0.0951	0.0929
EIRP(dBm)	15.24	15.38	15.24	15.33	15.24	15.24	15.15	15.28	15.18
EIRP(Watts)	0.0334	0.0345	0.0334	0.0341	0.0334	0.0334	0.0327	0.0337	0.0330



LTE Band 41 (GT - LC = -4.5 dB) QPSK									
Bandwidth	5M			10M			15M		
Channel	39675	40620	41565	39700	40620	41540	39725	40620	41515
	(Low)	(Mid)	(High)	(Low)	(Mid)	(High)	(Low)	(Mid)	(High)
Frequency (MHz)	2498.5	2593	2687.5	2501	2593	2685	2503.5	2593	2682.5
Conducted Power (dBm)	25.67	26.35	25.57	25.75	26.42	25.74	25.66	26.37	25.73
Conducted Power (Watts)	0.3690	0.4315	0.3606	0.3758	0.4385	0.3750	0.3681	0.4335	0.3741
EIRP(dBm)	21.17	21.85	21.07	21.25	21.92	21.24	21.16	21.87	21.23
EIRP(Watts)	0.1309	0.1531	0.1279	0.1334	0.1556	0.1330	0.1306	0.1538	0.1327

LTE Band 41 (GT - LC = -4.5 dB) QPSK			
Bandwidth	20M		
Channel	39750	40620	41490
	(Low)	(Mid)	(High)
Frequency (MHz)	2506	2593	2680
Conducted Power (dBm)	25.75	26.44	25.78
Conducted Power (Watts)	0.3758	0.4406	0.3784
EIRP(dBm)	21.25	21.94	21.28
EIRP(Watts)	0.1334	0.1563	0.1343



LTE Band 41 (GT - LC = -4.5 dB) 16QAM									
Bandwidth	5M			10M			15M		
Channel	39675	40620	41565	39700	40620	41540	39725	40620	41515
	(Low)	(Mid)	(High)	(Low)	(Mid)	(High)	(Low)	(Mid)	(High)
Frequency (MHz)	2498.5	2593	2687.5	2501	2593	2685	2503.5	2593	2682.5
Conducted Power (dBm)	25.94	26.23	26.36	26.01	26.26	26.27	25.95	26.29	26.35
Conducted Power (Watts)	0.3926	0.4198	0.4325	0.3990	0.4227	0.4236	0.3936	0.4256	0.4315
EIRP(dBm)	21.44	21.73	21.86	21.51	21.76	21.77	21.45	21.79	21.85
EIRP(Watts)	0.1393	0.1489	0.1535	0.1416	0.1500	0.1503	0.1396	0.1510	0.1531

LTE Band 41 (GT - LC = -4.5 dB) 16QAM			
Bandwidth	20M		
Channel	39750	40620	41490
	(Low)	(Mid)	(High)
Frequency (MHz)	2506	2593	2680
Conducted Power (dBm)	26.02	26.29	26.36
Conducted Power (Watts)	0.3999	0.4256	0.4325
EIRP(dBm)	21.52	21.79	21.86
EIRP(Watts)	0.1419	0.1510	0.1535



LTE Band 41 (GT - LC = -4.5 dB) 64QAM									
Bandwidth	5M			10M			15M		
Channel	39675	40620	41565	39700	40620	41540	39725	40620	41515
	(Low)	(Mid)	(High)	(Low)	(Mid)	(High)	(Low)	(Mid)	(High)
Frequency	2498.5	2593	2687.5	2501	2593	2685	2503.5	2593	2682.5
(MHz)									
Conducted Power (dBm)	25.44	25.32	24.67	25.47	25.34	24.68	25.43	25.26	24.73
Conducted Power (Watts)	0.3499	0.3404	0.2931	0.3524	0.3420	0.2938	0.3491	0.3357	0.2972
EIRP(dBm)	20.94	20.82	20.17	20.97	20.84	20.18	20.93	20.76	20.23
EIRP(Watts)	0.1242	0.1208	0.1040	0.1250	0.1213	0.1042	0.1239	0.1191	0.1054

LTE Band 41 (GT - LC = -4.5 dB) 64QAM			
Bandwidth	20M		
Channel	39750	40620	41490
	(Low)	(Mid)	(High)
Frequency	2506	2593	2680
(MHz)			
Conducted Power (dBm)	25.48	25.35	24.75
Conducted Power (Watts)	0.3532	0.3428	0.2985
EIRP(dBm)	20.98	20.85	20.25
EIRP(Watts)	0.1253	0.1216	0.1059



LTE Band 41 (GT - LC = -4.5 dB) 256QAM									
Bandwidth	5M			10M			15M		
Channel	39675	40620	41565	39700	40620	41540	39725	40620	41515
	(Low)	(Mid)	(High)	(Low)	(Mid)	(High)	(Low)	(Mid)	(High)
Frequency (MHz)	2498.5	2593	2687.5	2501	2593	2685	2503.5	2593	2682.5
Conducted Power (dBm)	21.83	22.20	21.89	21.87	22.28	21.99	21.73	22.19	21.91
Conducted Power (Watts)	0.1524	0.1660	0.1545	0.1538	0.1690	0.1581	0.1489	0.1656	0.1552
EIRP(dBm)	17.33	17.70	17.39	17.37	17.78	17.49	17.23	17.69	17.41
EIRP(Watts)	0.0541	0.0589	0.0548	0.0546	0.0600	0.0561	0.0528	0.0587	0.0551

LTE Band 41 (GT - LC = -4.5 dB) 256QAM			
Bandwidth	20M		
Channel	39750	40620	41490
	(Low)	(Mid)	(High)
Frequency (MHz)	2506	2593	2680
Conducted Power (dBm)	21.86	22.22	21.98
Conducted Power (Watts)	0.1535	0.1667	0.1578
EIRP(dBm)	17.36	17.72	17.48
EIRP(Watts)	0.0545	0.0592	0.0560



LTE Band 71 (GT - LC = -7.6 dB) QPSK									
Bandwidth	5M			10M			15M		
Channel	133147	133297	133447	133172	133297	133422	133197	133297	133397
	(Low)	(Mid)	(High)	(Low)	(Mid)	(High)	(Low)	(Mid)	(High)
Frequency	665.5	680.5	695.5	668	680.5	693	670.5	680.5	690.5
(MHz)									
Conducted Power (dBm)	23.08	23.18	23.18	22.90	23.12	23.17	23.10	23.13	23.18
Conducted Power (Watts)	0.2032	0.2080	0.2080	0.1950	0.2051	0.2075	0.2042	0.2056	0.2080
ERP(dBm)	13.33	13.43	13.43	13.15	13.37	13.42	13.35	13.38	13.43
ERP(Watts)	0.0215	0.0220	0.0220	0.0207	0.0217	0.0220	0.0216	0.0218	0.0220

LTE Band 71 (GT - LC = -7.6 dB) QPSK			
Bandwidth	20M		
Channel	133222	133297	133372
	(Low)	(Mid)	(High)
Frequency	673	680.5	688
(MHz)			
Conducted Power (dBm)	23.12	23.23	23.22
Conducted Power (Watts)	0.2051	0.2104	0.2099
ERP(dBm)	13.37	13.48	13.47
ERP(Watts)	0.0217	0.0223	0.0222



LTE Band 71 (GT - LC = -7.6 dB) 16QAM									
Bandwidth	5M			10M			15M		
Channel	133147	133297	133447	133172	133297	133422	133197	133297	133397
	(Low)	(Mid)	(High)	(Low)	(Mid)	(High)	(Low)	(Mid)	(High)
Frequency (MHz)	665.5	680.5	695.5	668	680.5	693	670.5	680.5	690.5
Conducted Power (dBm)	23.07	23.13	23.15	23.08	23.17	23.13	23.13	23.12	23.06
Conducted Power (Watts)	0.2028	0.2056	0.2065	0.2032	0.2075	0.2056	0.2056	0.2051	0.2023
ERP(dBm)	13.32	13.38	13.40	13.33	13.42	13.38	13.38	13.37	13.31
ERP(Watts)	0.0215	0.0218	0.0219	0.0215	0.0220	0.0218	0.0218	0.0217	0.0214

LTE Band 71 (GT - LC = -7.6 dB) 16QAM			
Bandwidth	20M		
Channel	133222	133297	133372
	(Low)	(Mid)	(High)
Frequency (MHz)	673	680.5	688
Conducted Power (dBm)	23.14	23.20	23.18
Conducted Power (Watts)	0.2061	0.2089	0.2080
ERP(dBm)	13.39	13.45	13.43
ERP(Watts)	0.0218	0.0221	0.0220



LTE Band 71 (GT - LC = -7.6 dB) 64QAM									
Bandwidth	5M			10M			15M		
Channel	133147	133297	133447	133172	133297	133422	133197	133297	133397
	(Low)	(Mid)	(High)	(Low)	(Mid)	(High)	(Low)	(Mid)	(High)
Frequency	665.5	680.5	695.5	668	680.5	693	670.5	680.5	690.5
(MHz)									
Conducted Power (dBm)	23.13	23.05	23.17	23.18	23.02	23.10	23.13	23.03	23.11
Conducted Power (Watts)	0.2056	0.2018	0.2075	0.2080	0.2004	0.2042	0.2056	0.2009	0.2046
ERP(dBm)	13.38	13.30	13.42	13.43	13.27	13.35	13.38	13.28	13.36
ERP(Watts)	0.0218	0.0214	0.0220	0.0220	0.0212	0.0216	0.0218	0.0213	0.0217

LTE Band 71 (GT - LC = -7.6 dB) 64QAM			
Bandwidth	20M		
Channel	133222	133297	133372
	(Low)	(Mid)	(High)
Frequency	673	680.5	688
(MHz)			
Conducted Power (dBm)	23.22	23.13	23.21
Conducted Power (Watts)	0.2099	0.2056	0.2094
ERP(dBm)	13.47	13.38	13.46
ERP(Watts)	0.0222	0.0218	0.0222



LTE Band 71 (GT - LC = -7.6 dB) 256QAM									
Bandwidth	5M			10M			15M		
Channel	133147	133297	133447	133172	133297	133422	133197	133297	133397
	(Low)	(Mid)	(High)	(Low)	(Mid)	(High)	(Low)	(Mid)	(High)
Frequency	665.5	680.5	695.5	668	680.5	693	670.5	680.5	690.5
(MHz)									
Conducted Power (dBm)	20.00	20.11	20.07	19.96	20.16	20.08	19.92	20.10	20.10
Conducted Power (Watts)	0.1000	0.1026	0.1016	0.0991	0.1038	0.1019	0.0982	0.1023	0.1023
ERP(dBm)	10.25	10.36	10.32	10.21	10.41	10.33	10.17	10.35	10.35
ERP(Watts)	0.0106	0.0109	0.0108	0.0105	0.0110	0.0108	0.0104	0.0108	0.0108

LTE Band 71 (GT - LC = -7.6 dB) 256QAM			
Bandwidth	20M		
Channel	133222	133297	133372
	(Low)	(Mid)	(High)
Frequency	673	680.5	688
(MHz)			
Conducted Power (dBm)	20.04	20.18	20.16
Conducted Power (Watts)	0.1009	0.1042	0.1038
ERP(dBm)	10.29	10.43	10.41
ERP(Watts)	0.0107	0.0110	0.0110



CA Power and EIRP

LTE Band 7C-Ant 7							
Combination 20MHz+20MHz (100RB+100RB)							
Channel	Modulation	PCC		SCC		Measured Power	EIRP(W)
		RB Size	RB offset	RB Size	RB offset		
L	QPSK	1	Max	1	0	23.48	0.0705
M	QPSK	1	Max	1	0	23.25	0.0668
H	QPSK	1	Max	1	0	23.26	0.0670
L	16QAM	1	Max	1	0	23.18	0.0658
M	16QAM	1	Max	1	0	23.05	0.0638
H	16QAM	1	Max	1	0	23.12	0.0649
L	64QAM	1	Max	1	0	21.59	0.0456
M	64QAM	1	Max	1	0	21.54	0.0451
H	64QAM	1	Max	1	0	21.53	0.0450
L	256QAM	1	Max	1	0	19.53	0.0284
M	256QAM	1	Max	1	0	19.58	0.0287
H	256QAM	1	Max	1	0	19.66	0.0292
Combination 20MHz+15MHz (100RB+75RB)							
Channel	Modulation	PCC		SCC		Measured Power	EIRP(W)
		RB Size	RB offset	RB Size	RB offset		
L	QPSK	1	Max	1	0	23.14	0.0652
L	16QAM	1	Max	1	0	23.05	0.0638
Combination 15MHz+20MHz (75RB+100RB)							
Channel	Modulation	PCC		SCC		Measured Power	EIRP(W)
		RB Size	RB offset	RB Size	RB offset		
L	QPSK	1	Max	1	0	23.38	0.0689
L	16QAM	1	Max	1	0	23.13	0.0650
Combination 15MHz+15MHz (75RB+75RB)							
Channel	Modulation	PCC		SCC		Measured Power	EIRP(W)
		RB Size	RB offset	RB Size	RB offset		
L	QPSK	1	Max	1	0	23.43	0.0697
L	16QAM	1	Max	1	0	23.17	0.0656
Combination 20MHz+10MHz (100RB+50RB)							
Channel	Modulation	PCC		SCC		Measured Power	EIRP(W)
		RB Size	RB offset	RB Size	RB offset		
L	QPSK	1	Max	1	0	23.23	0.0665
L	16QAM	1	Max	1	0	23.10	0.0646
Combination 10MHz+20MHz (50RB+100RB)							
Channel	Modulation	PCC		SCC		Measured Power	EIRP(W)
		RB Size	RB offset	RB Size	RB offset		
L	QPSK	1	Max	1	0	23.35	0.0684
L	16QAM	1	Max	1	0	23.10	0.0646
Combination 15MHz+10MHz (75RB+50RB)							
Channel	Modulation	PCC		SCC		Measured Power	EIRP(W)
		RB Size	RB offset	RB Size	RB offset		
L	QPSK	1	Max	1	0	23.26	0.0670
L	16QAM	1	Max	1	0	23.14	0.0652



LTE Band 41C-Ant 7							
Combination 20MHz+20MHz (100RB+100RB)							
Channel	Modulation	PCC		SCC		Measured Power	EIRP(W)
		RB Size	RB offset	RB Size	RB offset		
L	QPSK	1	Max	1	0	25.26	0.1062
M	QPSK	1	Max	1	0	25.28	0.1067
H	QPSK	1	Max	1	0	25.07	0.1016
L	16QAM	1	Max	1	0	25.16	0.1038
M	16QAM	1	Max	1	0	25.22	0.1052
H	16QAM	1	Max	1	0	25.04	0.1009
L	64QAM	1	Max	1	0	24.58	0.0908
M	64QAM	1	Max	1	0	24.31	0.0853
H	64QAM	1	Max	1	0	24.55	0.0902
L	256QAM	1	Max	1	0	22.06	0.0508
M	256QAM	1	Max	1	0	22.07	0.0509
H	256QAM	1	Max	1	0	22.04	0.0506
Combination 20MHz+15MHz (100RB+75RB)							
Channel	Modulation	PCC		SCC		Measured Power	EIRP(W)
		RB Size	RB offset	RB Size	RB offset		
M	QPSK	1	Max	1	0	25.22	0.1052
M	16QAM	1	Max	1	0	25.15	0.1035
Combination 15MHz+20MHz (75RB+100RB)							
Channel	Modulation	PCC		SCC		Measured Power	EIRP(W)
		RB Size	RB offset	RB Size	RB offset		
M	QPSK	1	Max	1	0	25.27	0.1064
M	16QAM	1	Max	1	0	25.19	0.1045
Combination 15MHz+15MHz (75RB+75RB)							
Channel	Modulation	PCC		SCC		Measured Power	EIRP(W)
		RB Size	RB offset	RB Size	RB offset		
M	QPSK	1	Max	1	0	25.26	0.1062
M	16QAM	1	Max	1	0	25.13	0.1030
Combination 20MHz+10MHz (100RB+50RB)							
Channel	Modulation	PCC		SCC		Measured Power	EIRP(W)
		RB Size	RB offset	RB Size	RB offset		
M	QPSK	1	Max	1	0	25.27	0.1064
M	16QAM	1	Max	1	0	25.18	0.1042
Combination 10MHz+20MHz (50RB+100RB)							
Channel	Modulation	PCC		SCC		Measured Power	EIRP(W)
		RB Size	RB offset	RB Size	RB offset		
M	QPSK	1	Max	1	0	25.24	0.1057
M	16QAM	1	Max	1	0	25.15	0.1035
Combination 15MHz+10MHz (75RB+50RB)							
Channel	Modulation	PCC		SCC		Measured Power	EIRP(W)
		RB Size	RB offset	RB Size	RB offset		
M	QPSK	1	Max	1	0	25.26	0.1062
M	16QAM	1	Max	1	0	25.18	0.1042



Combination 10MHz+15MHz (50RB+75RB)							
Channel	Modulation	PCC		SCC		Measured Power	EIRP(W)
		RB Size	RB offset	RB Size	RB offset		
M	QPSK	1	Max	1	0	25.21	0.1050
M	16QAM	1	Max	1	0	25.14	0.1033
Combination 20MHz+5MHz (100RB+25RB)							
Channel	Modulation	PCC		SCC		Measured Power	EIRP(W)
		RB Size	RB offset	RB Size	RB offset		
M	QPSK	1	Max	1	0	25.27	0.1064
M	16QAM	1	Max	1	0	25.17	0.1040
Combination 5MHz+20MHz (25RB+100RB)							
Channel	Modulation	PCC		SCC		Measured Power	EIRP(W)
		RB Size	RB offset	RB Size	RB offset		
M	QPSK	1	Max	1	0	25.23	0.1054
M	16QAM	1	Max	1	0	25.13	0.1030



LTE Band 7

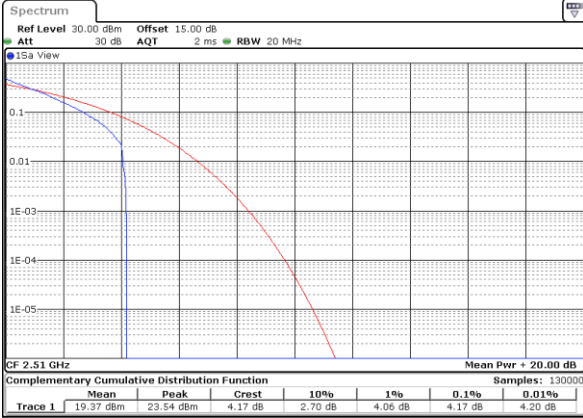
Peak-to-Average Ratio

Mode	LTE Band 7 / 20MHz				
Mod.	QPSK		16QAM		Limit: 13dB
RB Size	1RB	Full RB	1RB	Full RB	Result
Lowest CH	4.17	4.55	4.87	5.39	PASS
Middle CH	4.20	4.93	4.81	5.80	
Highest CH	4.23	4.78	4.64	5.65	
Mode	LTE Band 7 / 20MHz				
Mod.	64QAM				Limit: 13dB
RB Size	1RB	Full RB			Result
Lowest CH	4.93	5.39	-	-	PASS
Middle CH	5.16	5.86	-	-	
Highest CH	4.81	5.59	-	-	



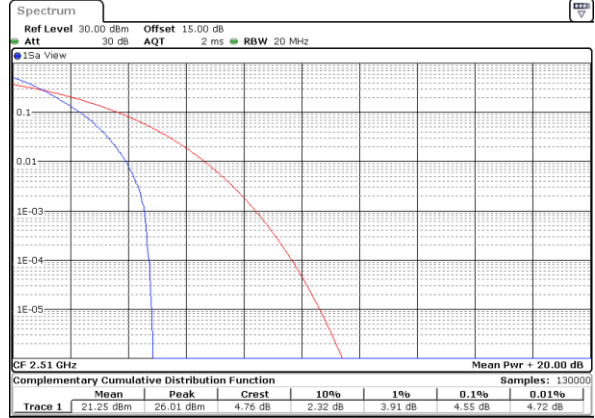
LTE Band 7 / 20MHz / QPSK

Lowest Channel / 1RB



Date: 7,DEC,2022 09:58:50

Lowest Channel / Full RB



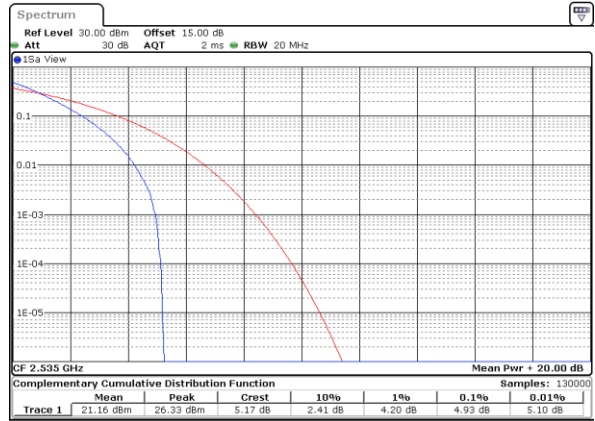
Date: 7,DEC,2022 09:59:16

Middle Channel / 1RB



Date: 7,DEC,2022 09:59:42

Middle Channel / Full RB



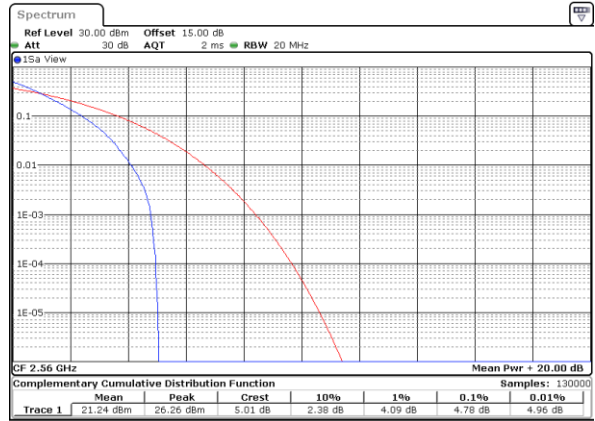
Date: 7,DEC,2022 10:00:07

Highest Channel / 1RB



Date: 7,DEC,2022 10:00:33

Highest Channel / Full RB

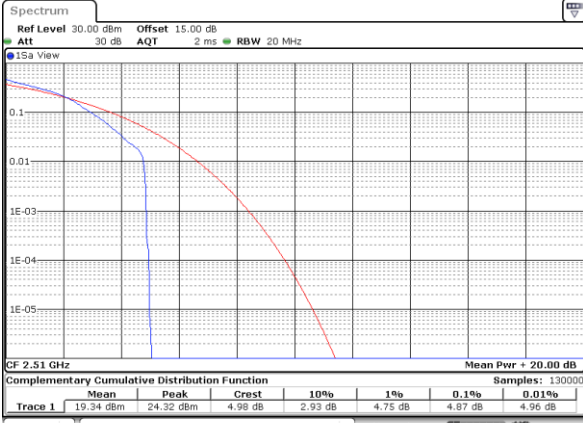


Date: 7,DEC,2022 10:00:59



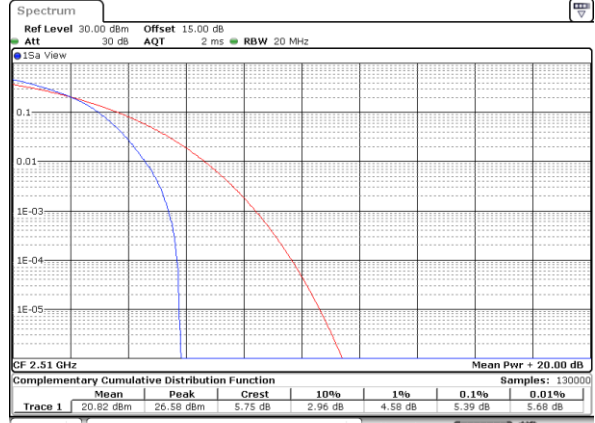
LTE Band 7 / 20MHz / 16QAM

Lowest Channel / 1RB



Date: 7,DEC,2022 09:56:15

Lowest Channel / Full RB



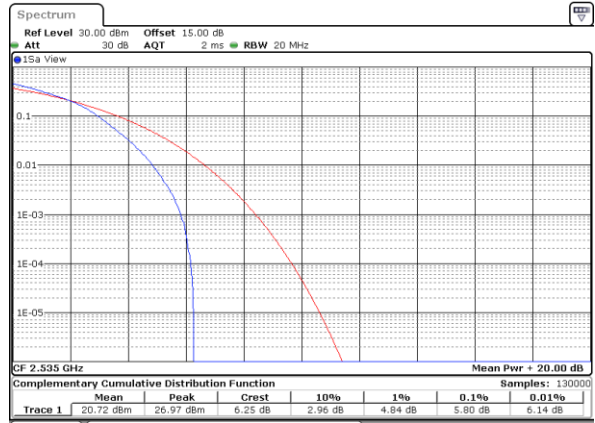
Date: 7,DEC,2022 09:56:41

Middle Channel / 1RB



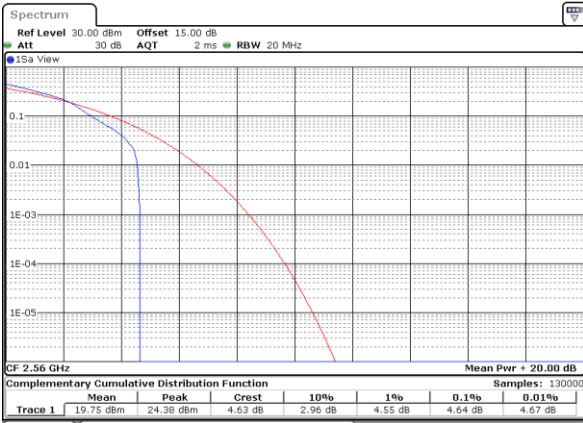
Date: 7,DEC,2022 09:57:07

Middle Channel / Full RB



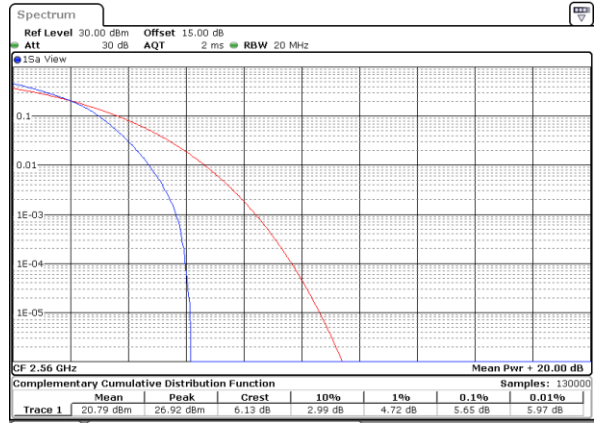
Date: 7,DEC,2022 09:57:32

Highest Channel / 1RB



Date: 7,DEC,2022 09:57:58

Highest Channel / Full RB



Date: 7,DEC,2022 09:58:24



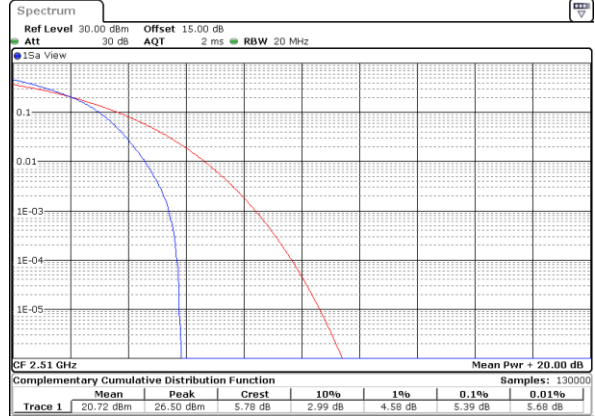
LTE Band 7 / 20MHz / 64QAM

Lowest Channel / 1RB



Date: 7,DEC,2022 10:01:25

Lowest Channel / Full RB



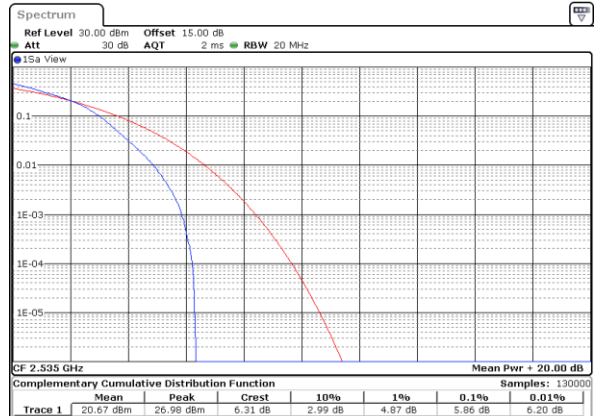
Date: 7,DEC,2022 10:01:51

Middle Channel / 1RB



Date: 7,DEC,2022 10:02:17

Middle Channel / Full RB



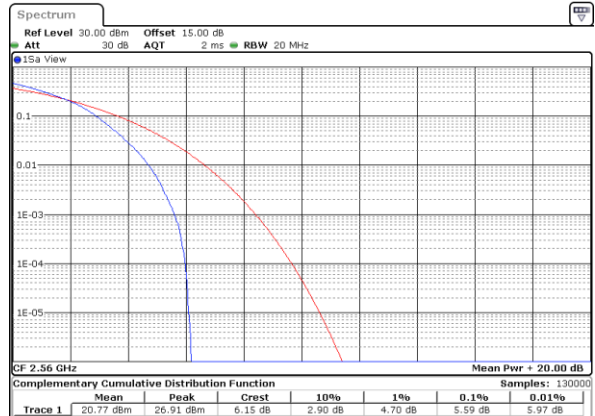
Date: 7,DEC,2022 10:02:42

Highest Channel / 1RB



Date: 7,DEC,2022 10:03:08

Highest Channel / Full RB



Date: 7,DEC,2022 10:03:34



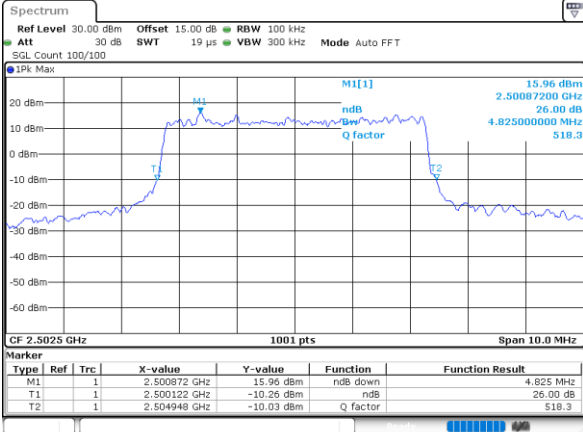
26dB Bandwidth

Mode	LTE Band 7 : 26dB BW(MHz)											
BW	1.4MHz		3MHz		5MHz		10MHz		15MHz		20MHz	
Mod.	QPSK	16QAM	QPSK	16QAM	QPSK	16QAM	QPSK	16QAM	QPSK	16QAM	QPSK	16QAM
Lowest CH	-	-	-	-	4.83	4.85	9.79	9.89	14.15	14.30	19.30	18.90
Middle CH	-	-	-	-	5.02	5.05	10.11	10.09	14.63	14.72	19.14	19.02
Highest CH	-	-	-	-	4.99	5.01	9.75	9.97	14.42	14.84	19.10	18.98
Mode	LTE Band 7 : 26dB BW(MHz)											
BW	1.4MHz		3MHz		5MHz		10MHz		15MHz		20MHz	
Mod.	64QAM		64QAM		64QAM		64QAM		64QAM		64QAM	
Lowest CH	-	-	-	-	4.95	-	9.93	-	14.24	-	18.74	-
Middle CH	-	-	-	-	5.10	-	9.89	-	14.51	-	18.70	-
Highest CH	-	-	-	-	4.98	-	10.07	-	14.39	-	19.30	-



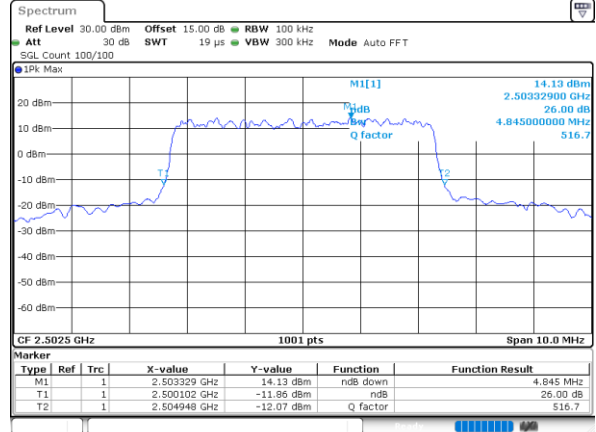
LTE Band 7

Lowest Channel / 5MHz / QPSK



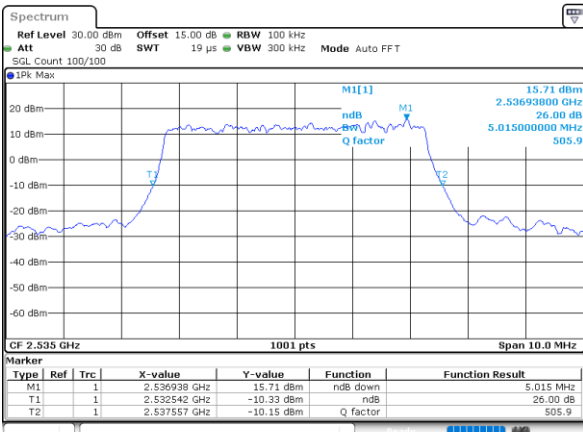
Date: 7,DEC,2022 08:18:01

Lowest Channel / 5MHz / 16QAM



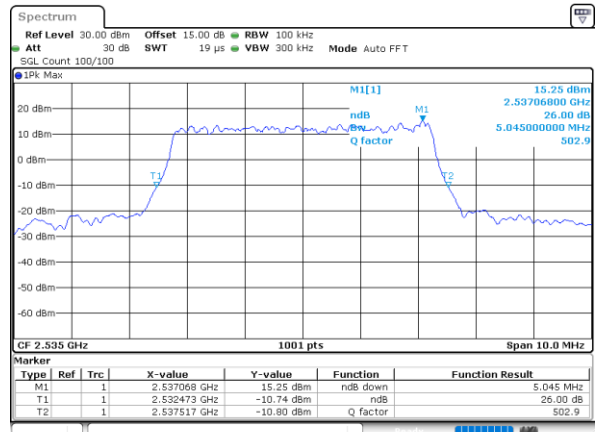
Date: 7,DEC,2022 08:18:26

Middle Channel / 5MHz / QPSK



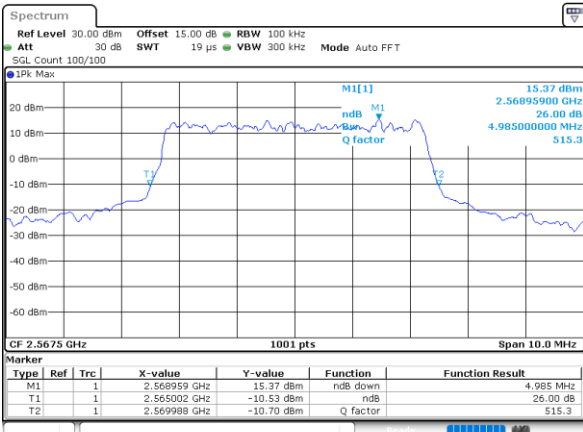
Date: 7,DEC,2022 08:27:59

Middle Channel / 5MHz / 16QAM



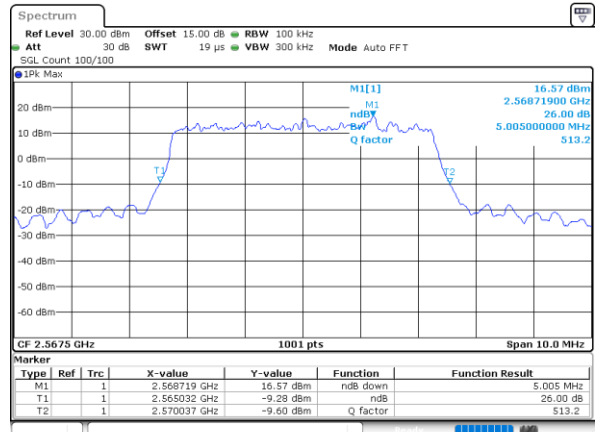
Date: 7,DEC,2022 08:28:23

Highest Channel / 5MHz / QPSK



Date: 7,DEC,2022 08:31:40

Highest Channel / 5MHz / 16QAM

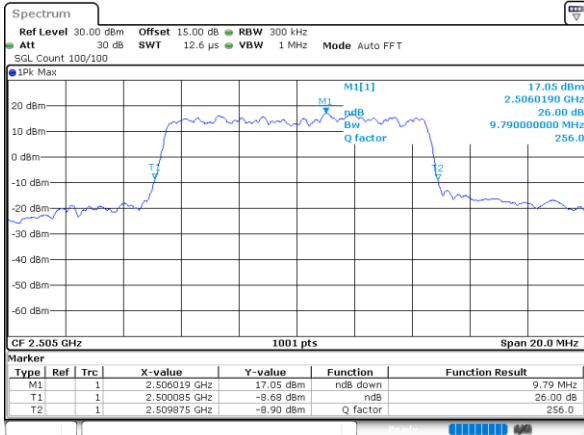


Date: 7,DEC,2022 08:32:04



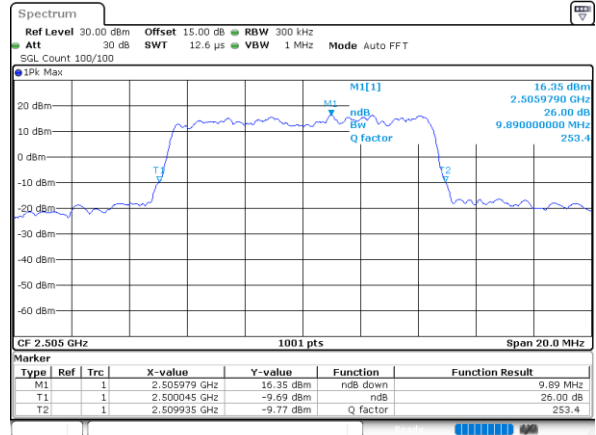
LTE Band 7

Lowest Channel / 10MHz / QPSK



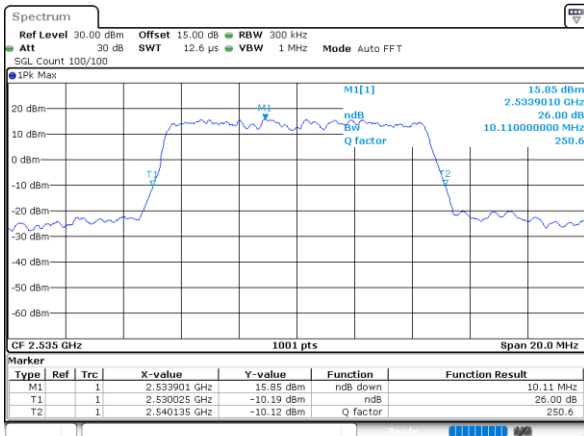
Date: 7,DEC,2022 08:45:33

Lowest Channel / 10MHz / 16QAM



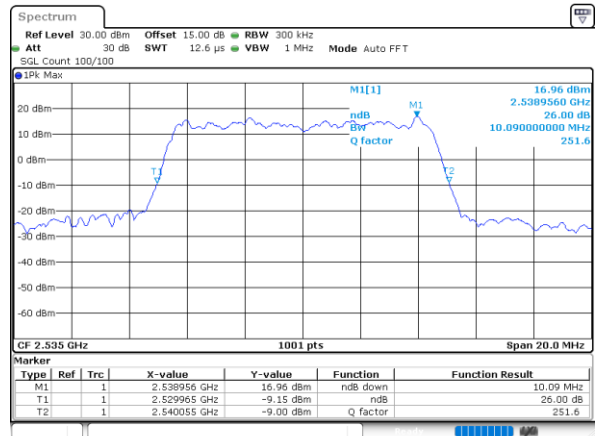
Date: 7,DEC,2022 08:45:57

Middle Channel / 10MHz / QPSK



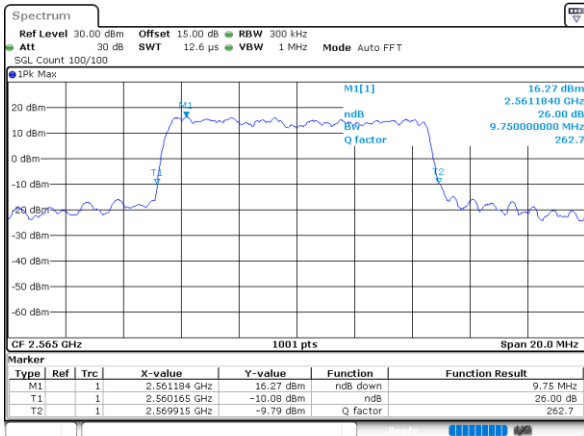
Date: 7,DEC,2022 08:51:46

Middle Channel / 10MHz / 16QAM



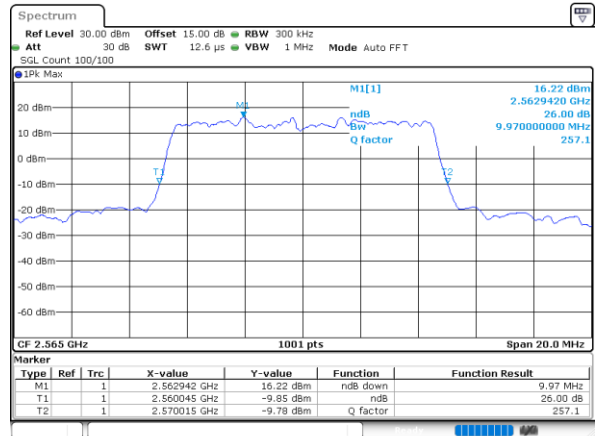
Date: 7,DEC,2022 08:52:11

Highest Channel / 10MHz / QPSK



Date: 7,DEC,2022 08:55:28

Highest Channel / 10MHz / 16QAM

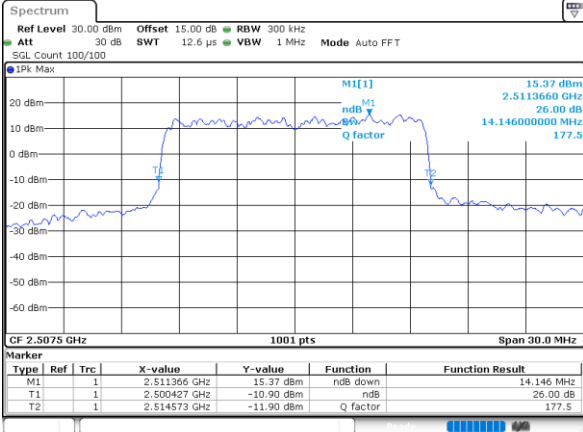


Date: 7,DEC,2022 08:55:52



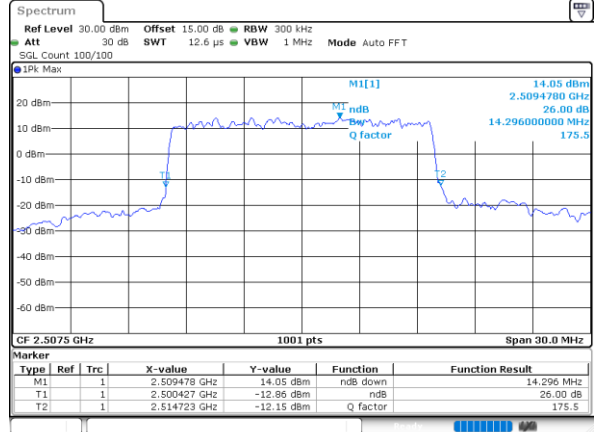
LTE Band 7

Lowest Channel / 15MHz / QPSK



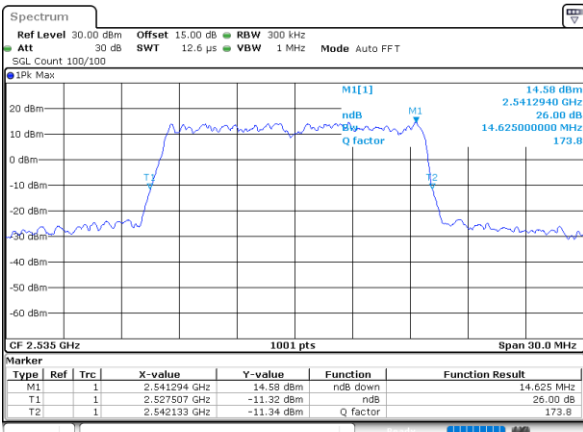
Date: 7,DEC,2022 09:09:21

Lowest Channel / 15MHz / 16QAM



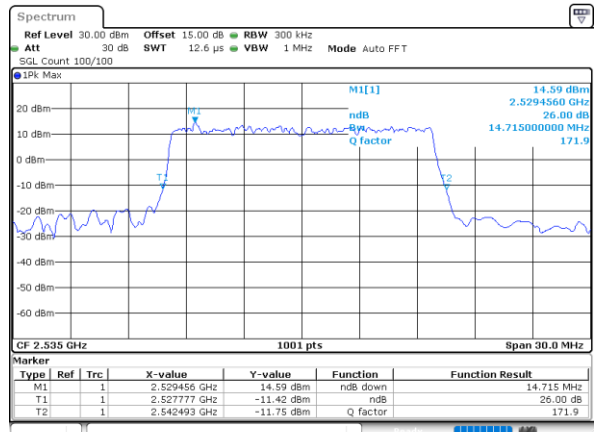
Date: 7,DEC,2022 09:09:46

Middle Channel / 15MHz / QPSK



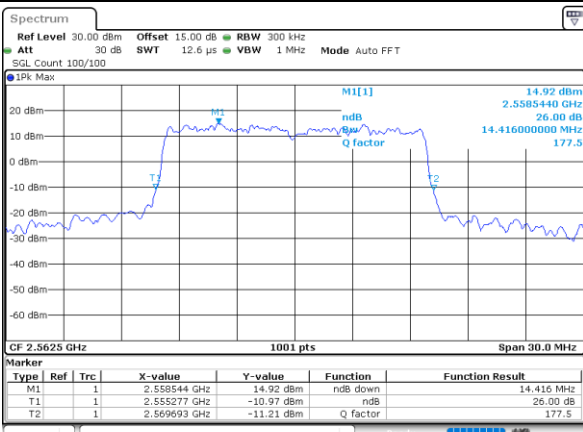
Date: 7,DEC,2022 09:15:37

Middle Channel / 15MHz / 16QAM



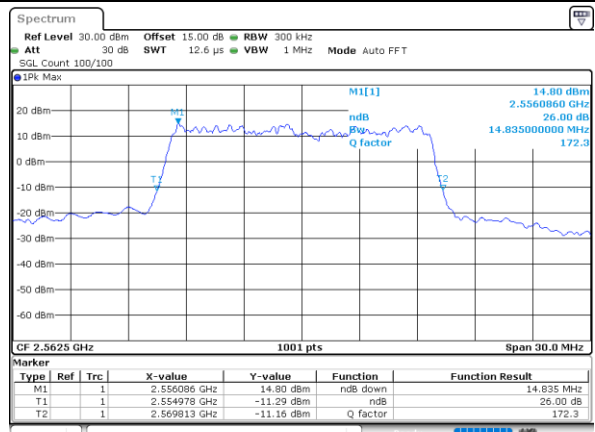
Date: 7,DEC,2022 09:16:01

Highest Channel / 15MHz / QPSK



Date: 7,DEC,2022 09:19:18

Highest Channel / 15MHz / 16QAM

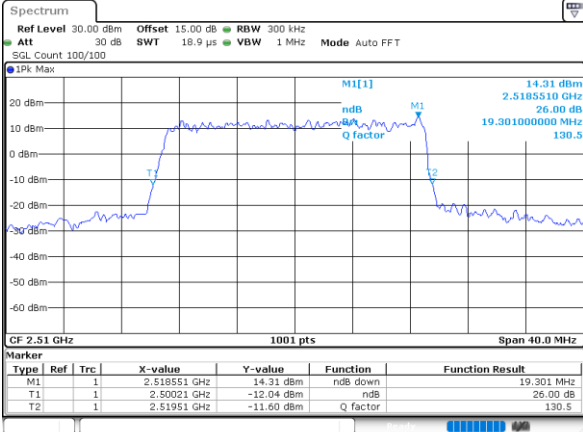


Date: 7,DEC,2022 09:19:43



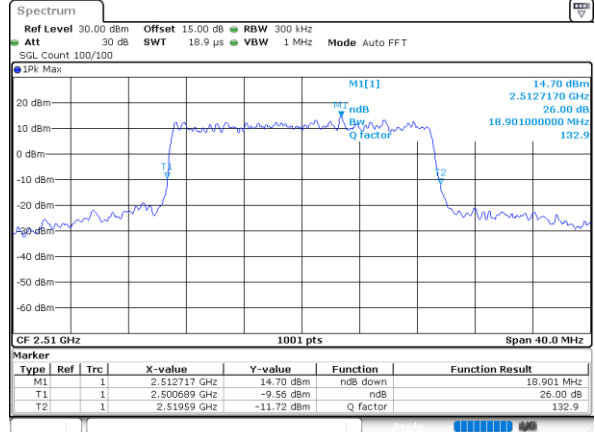
LTE Band 7

Lowest Channel / 20MHz / QPSK



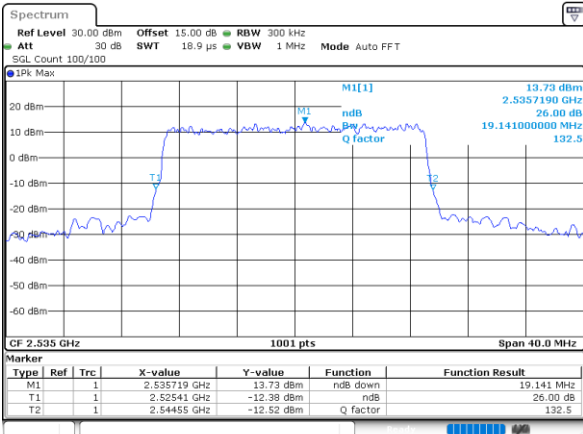
Date: 7,DEC,2022 09:33:12

Lowest Channel / 20MHz / 16QAM



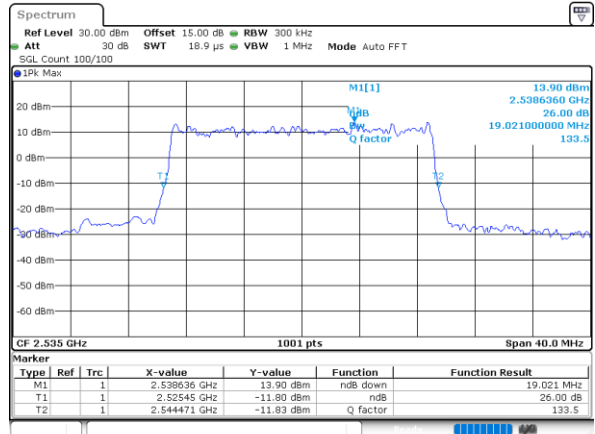
Date: 7,DEC,2022 09:33:37

Middle Channel / 20MHz / QPSK



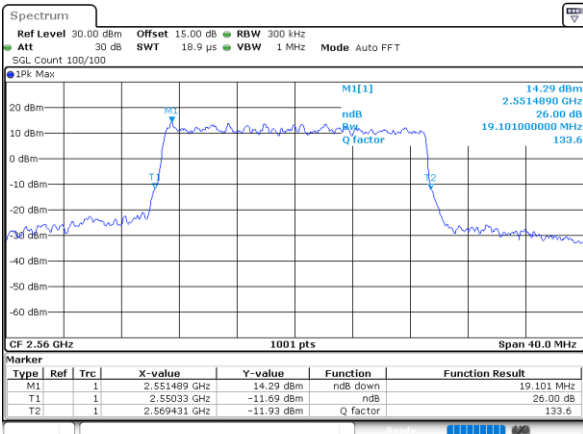
Date: 7,DEC,2022 09:39:28

Middle Channel / 20MHz / 16QAM



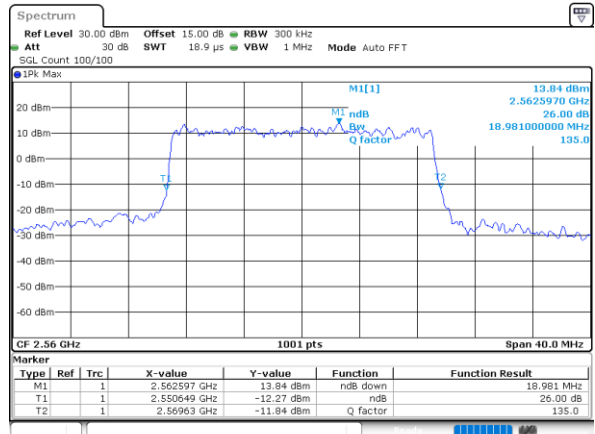
Date: 7,DEC,2022 09:39:52

Highest Channel / 20MHz / QPSK



Date: 7,DEC,2022 09:43:10

Highest Channel / 20MHz / 16QAM

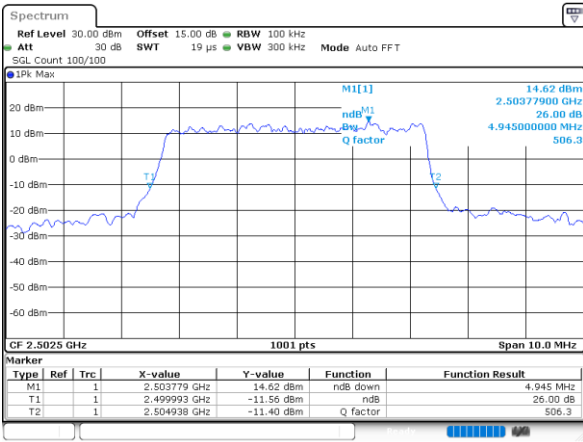


Date: 7,DEC,2022 09:43:34



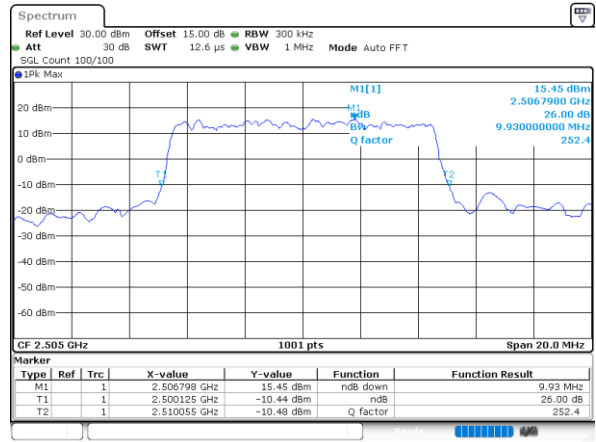
LTE Band 7

Lowest Channel / 5MHz / 64QAM



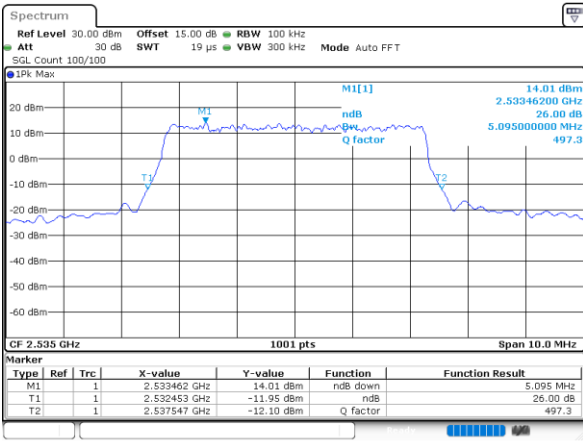
Date: 7,DEC,2022 08:37:20

Lowest Channel / 10MHz / 64QAM



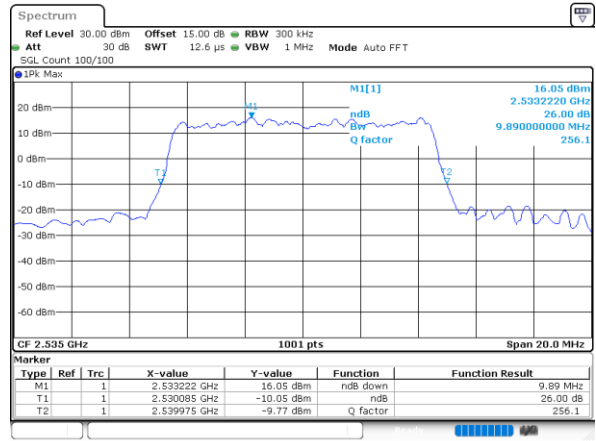
Date: 7,DEC,2022 09:01:09

Middle Channel / 5MHz / 64QAM



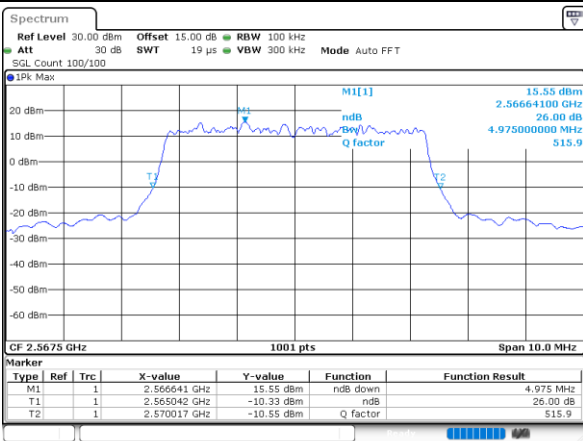
Date: 7,DEC,2022 08:40:19

Middle Channel / 10MHz / 64QAM



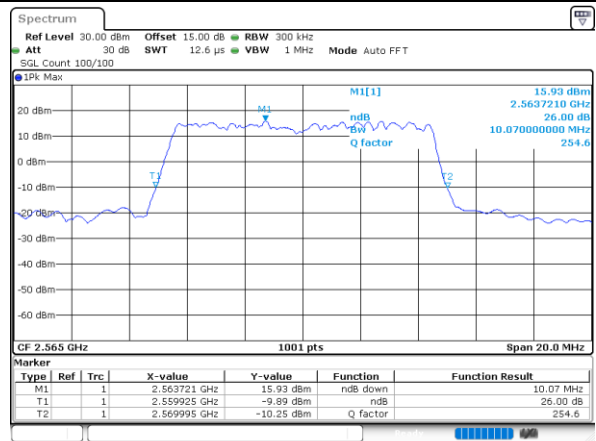
Date: 7,DEC,2022 09:04:07

Highest Channel / 5MHz / 64QAM



Date: 7,DEC,2022 08:42:00

Highest Channel / 10MHz / 64QAM

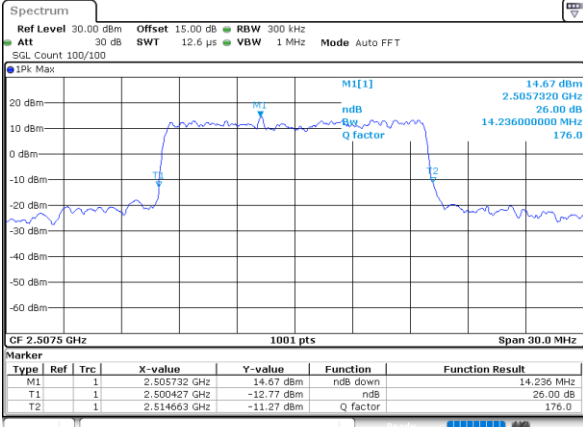


Date: 7,DEC,2022 09:05:48



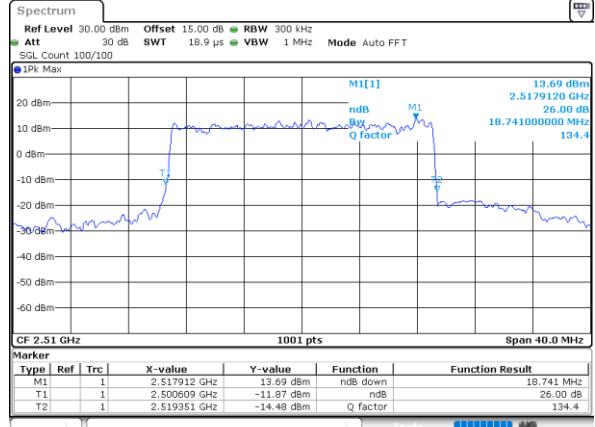
LTE Band 7

Lowest Channel / 15MHz / 64QAM



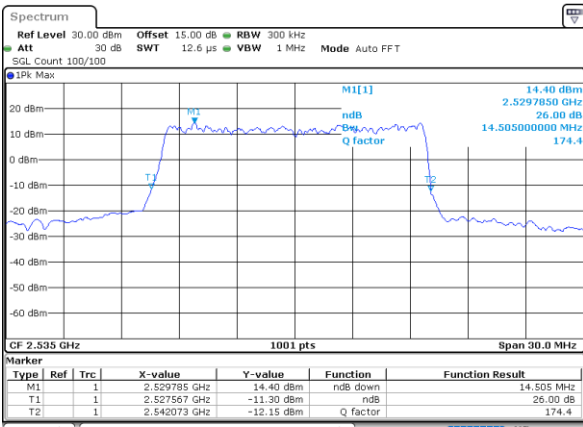
Date: 7,DEC,2022 09:24:59

Lowest Channel / 20MHz / 64QAM



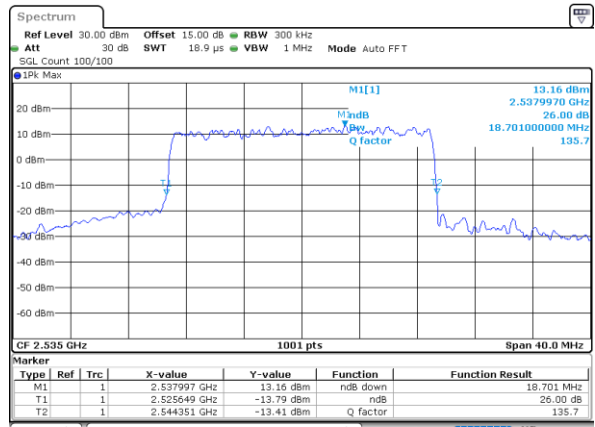
Date: 7,DEC,2022 09:48:51

Middle Channel / 15MHz / 64QAM



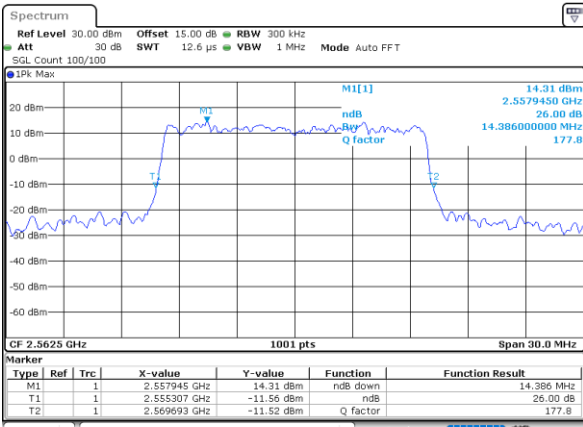
Date: 7,DEC,2022 09:27:57

Middle Channel / 20MHz / 64QAM



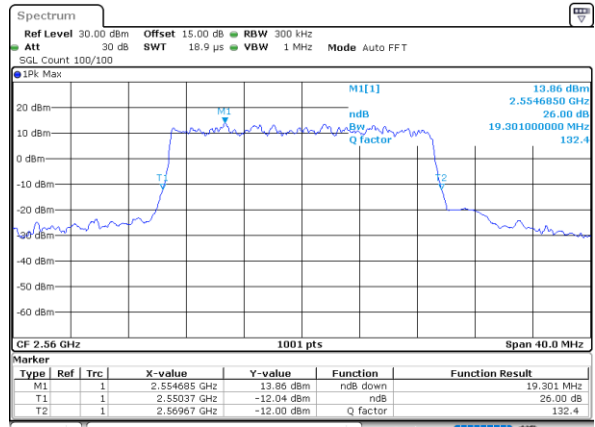
Date: 7,DEC,2022 09:51:50

Highest Channel / 15MHz / 64QAM



Date: 7,DEC,2022 09:29:39

Highest Channel / 20MHz / 64QAM



Date: 7,DEC,2022 09:53:31



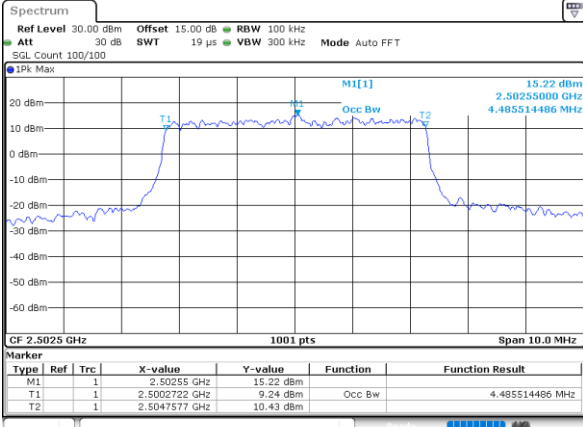
Occupied Bandwidth

Mode	LTE Band 7 : 99%OBW(MHz)											
BW	1.4MHz		3MHz		5MHz		10MHz		15MHz		20MHz	
Mod.	QPSK	16QAM	QPSK	16QAM	QPSK	16QAM	QPSK	16QAM	QPSK	16QAM	QPSK	16QAM
Lowest CH	-	-	-	-	4.49	4.50	9.03	8.99	13.49	13.43	17.86	17.74
Middle CH	-	-	-	-	4.52	4.50	9.03	9.07	13.46	13.49	17.86	17.90
Highest CH	-	-	-	-	4.51	4.51	9.05	9.09	13.46	13.46	17.90	17.90
Mode	LTE Band 7 : 99%OBW(MHz)											
BW	1.4MHz		3MHz		5MHz		10MHz		15MHz		20MHz	
Mod.	64QAM		64QAM		64QAM		64QAM		64QAM		64QAM	
Lowest CH	-	-	-	-	4.51	-	9.05	-	13.52	-	17.90	-
Middle CH	-	-	-	-	4.51	-	9.05	-	13.40	-	17.94	-
Highest CH	-	-	-	-	4.51	-	9.07	-	13.46	-	17.86	-



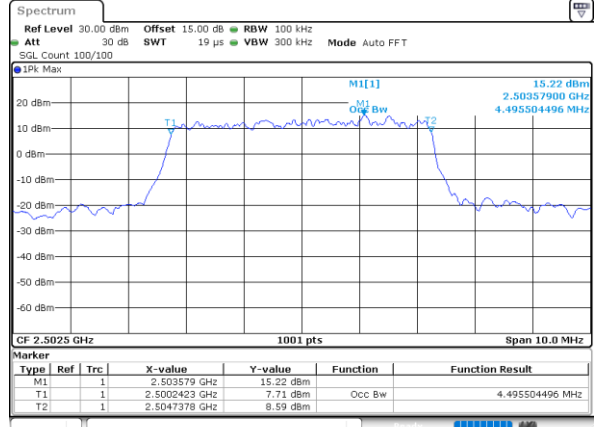
LTE Band 7

Lowest Channel / 5MHz / QPSK



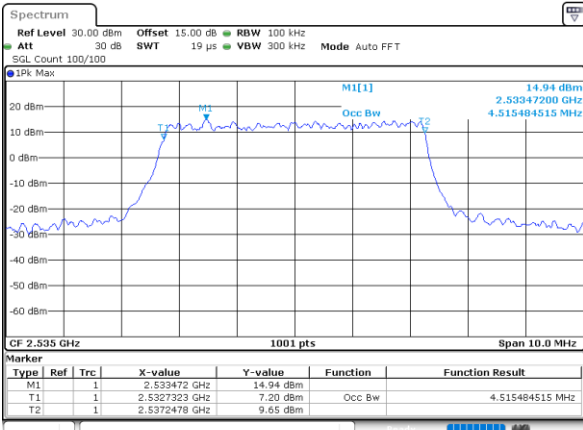
Date: 7,DEC,2022 08:14:41

Lowest Channel / 5MHz / 16QAM



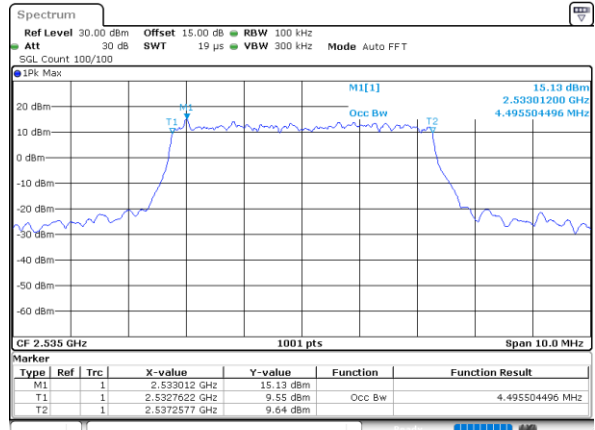
Date: 7,DEC,2022 08:17:37

Middle Channel / 5MHz / QPSK



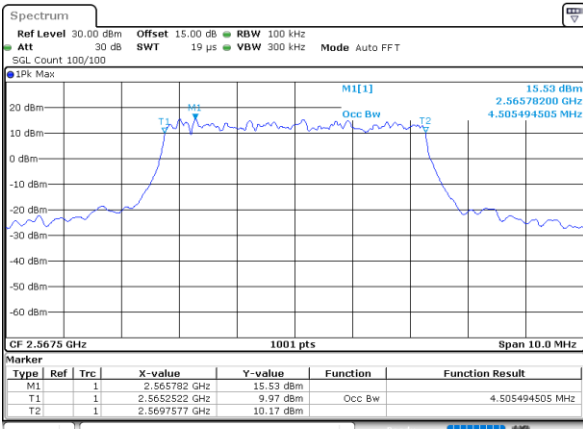
Date: 7,DEC,2022 08:27:11

Middle Channel / 5MHz / 16QAM



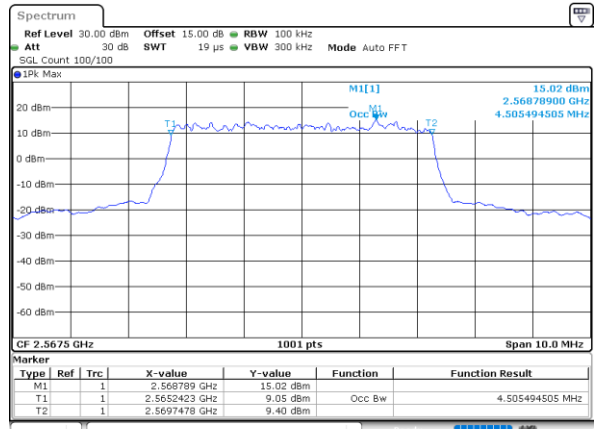
Date: 7,DEC,2022 08:27:35

Highest Channel / 5MHz / QPSK



Date: 7,DEC,2022 08:30:50

Highest Channel / 5MHz / 16QAM

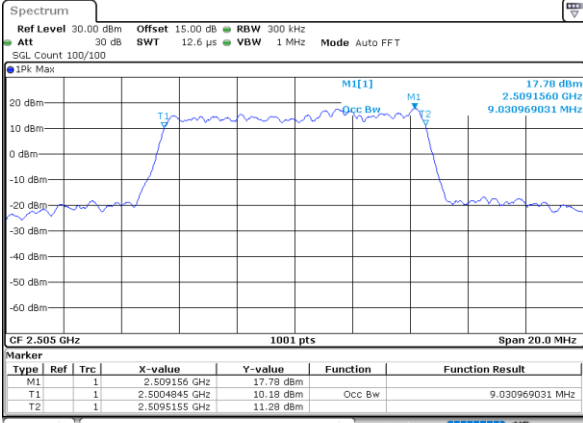


Date: 7,DEC,2022 08:31:15



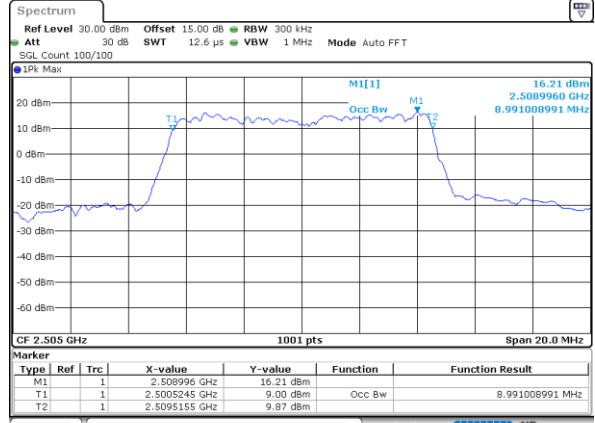
LTE Band 7

Lowest Channel / 10MHz / QPSK



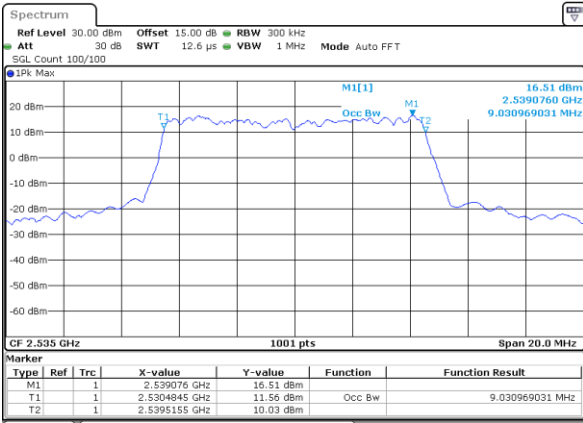
Date: 7,DEC,2022 08:44:43

Lowest Channel / 10MHz / 16QAM



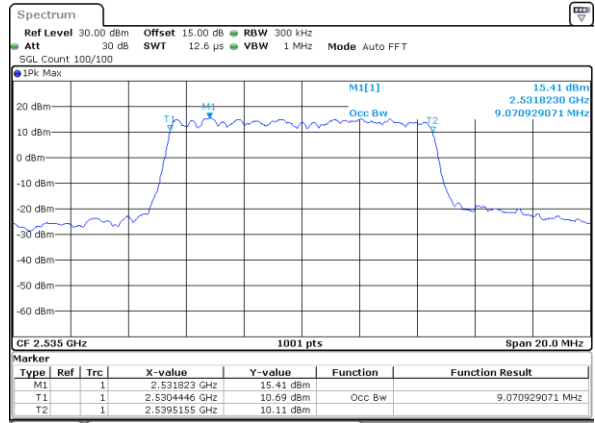
Date: 7,DEC,2022 08:45:08

Middle Channel / 10MHz / QPSK



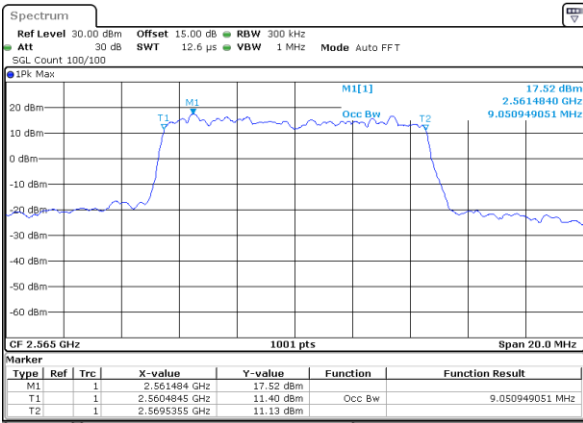
Date: 7,DEC,2022 08:50:58

Middle Channel / 10MHz / 16QAM



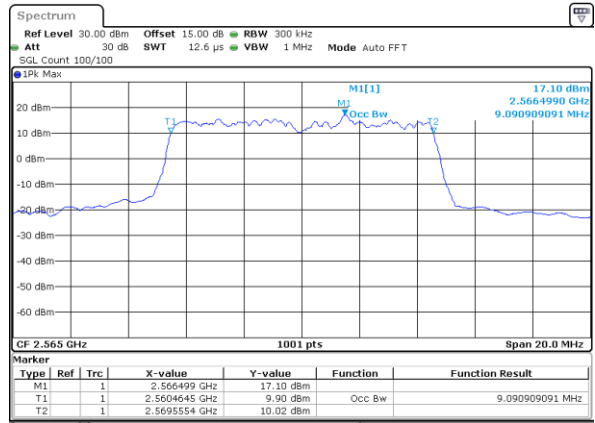
Date: 7,DEC,2022 08:51:23

Highest Channel / 10MHz / QPSK



Date: 7,DEC,2022 08:54:38

Highest Channel / 10MHz / 16QAM

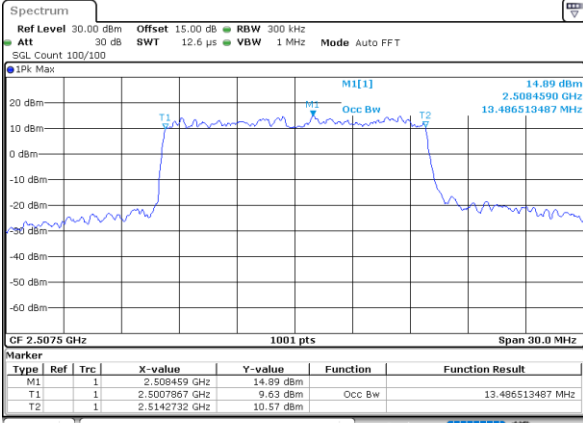


Date: 7,DEC,2022 08:55:03



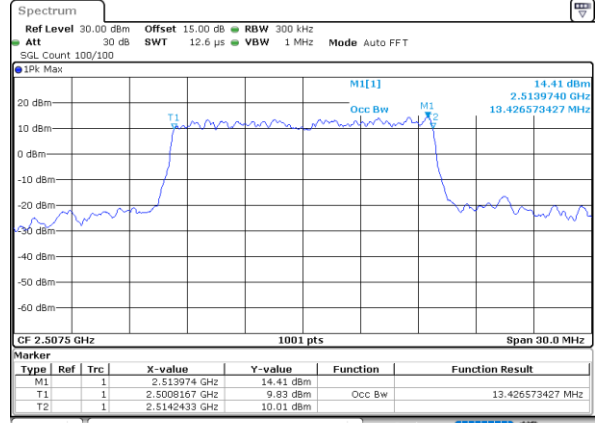
LTE Band 7

Lowest Channel / 15MHz / QPSK



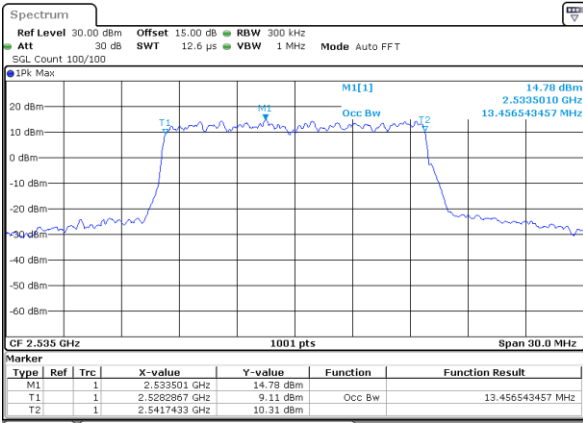
Date: 7,DEC,2022 09:08:32

Lowest Channel / 15MHz / 16QAM



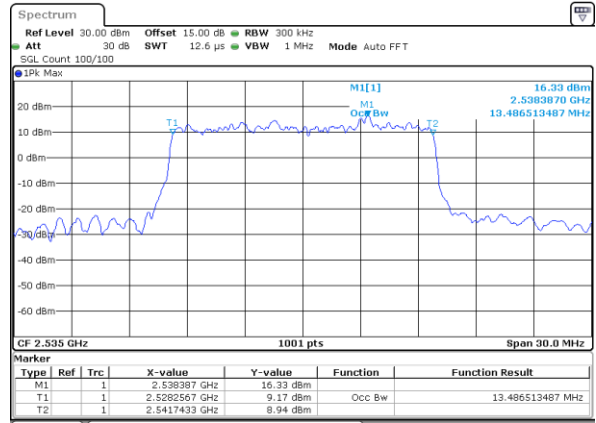
Date: 7,DEC,2022 09:08:56

Middle Channel / 15MHz / QPSK



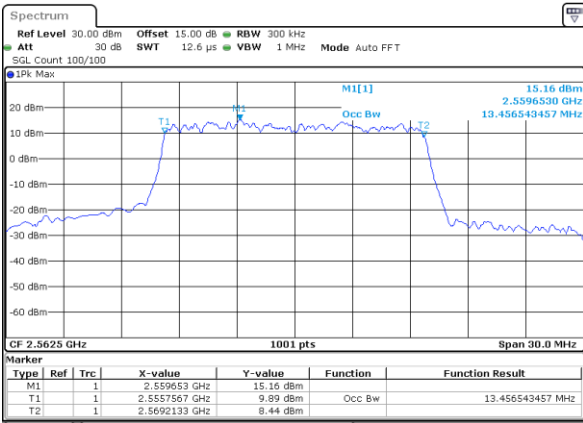
Date: 7,DEC,2022 09:14:49

Middle Channel / 15MHz / 16QAM



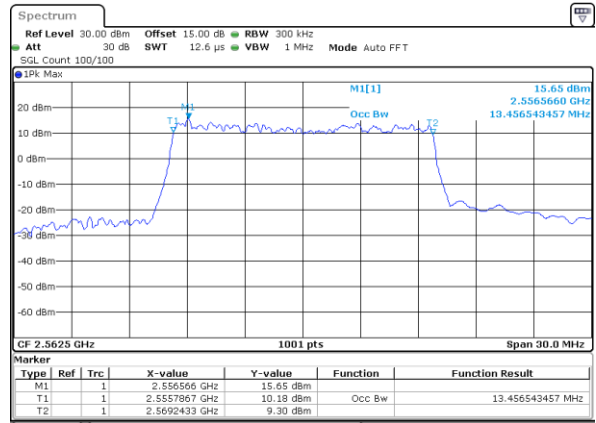
Date: 7,DEC,2022 09:15:13

Highest Channel / 15MHz / QPSK



Date: 7,DEC,2022 09:18:29

Highest Channel / 15MHz / 16QAM

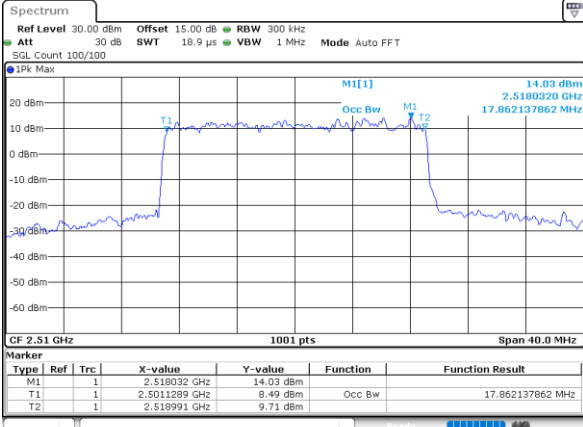


Date: 7,DEC,2022 09:18:54



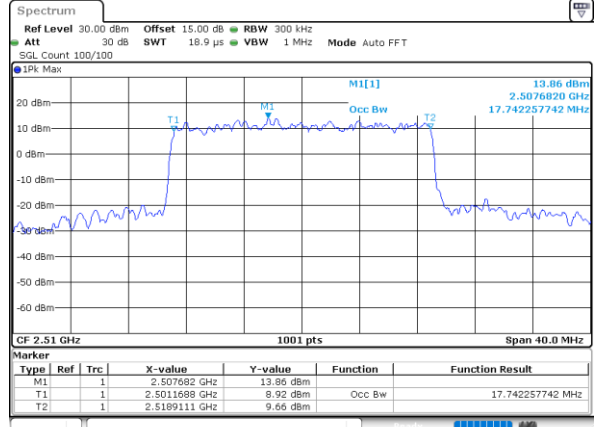
LTE Band 7

Lowest Channel / 20MHz / QPSK



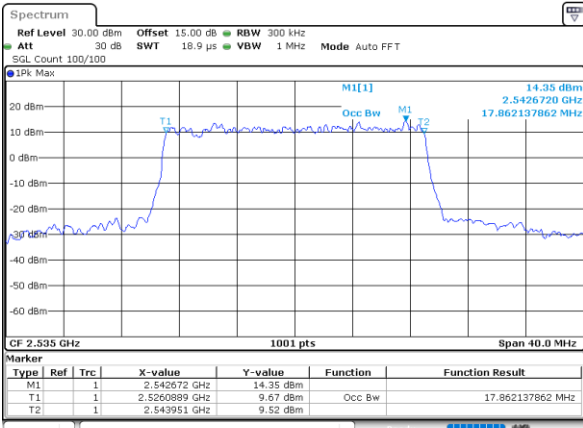
Date: 7,DEC,2022 09:32:22

Lowest Channel / 20MHz / 16QAM



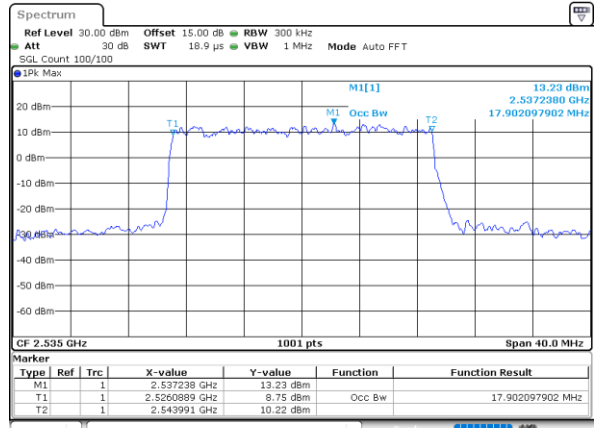
Date: 7,DEC,2022 09:32:47

Middle Channel / 20MHz / QPSK



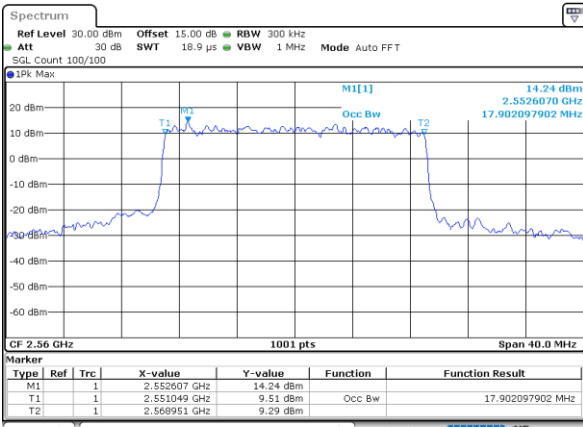
Date: 7,DEC,2022 09:38:40

Middle Channel / 20MHz / 16QAM



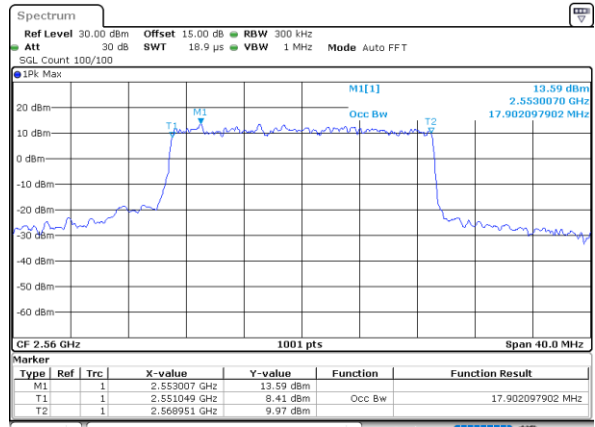
Date: 7,DEC,2022 09:39:04

Highest Channel / 20MHz / QPSK



Date: 7,DEC,2022 09:42:20

Highest Channel / 20MHz / 16QAM

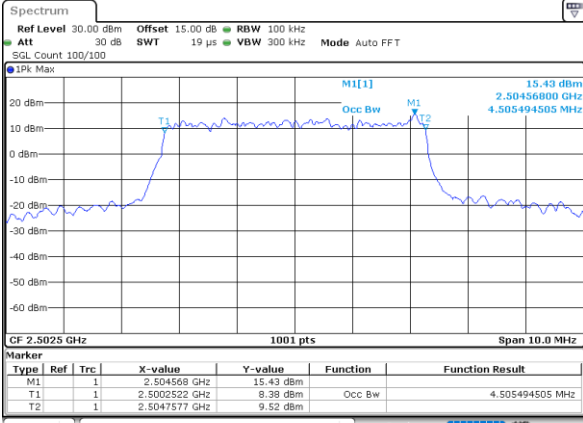


Date: 7,DEC,2022 09:42:45



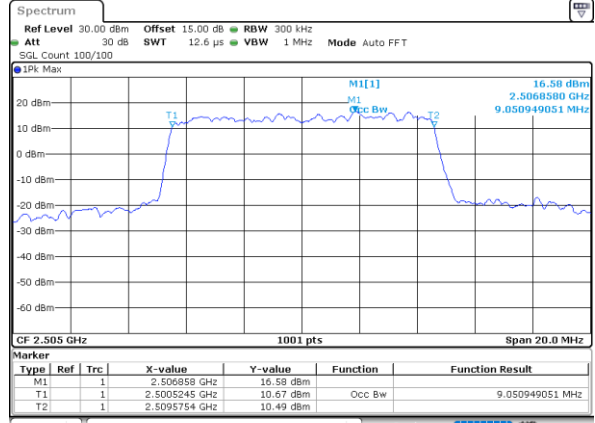
LTE Band 7

Lowest Channel / 5MHz / 64QAM



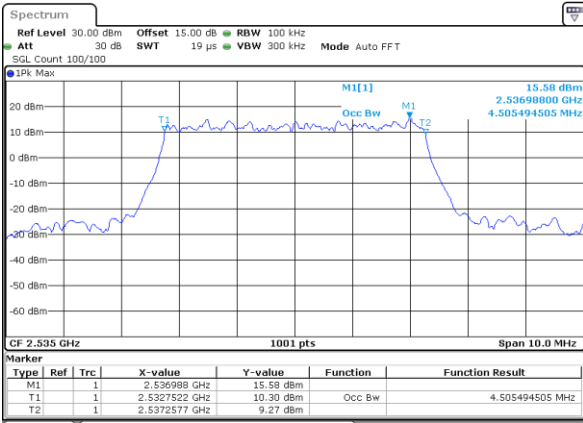
Date: 7,DEC,2022 08:37:05

Lowest Channel / 10MHz / 64QAM



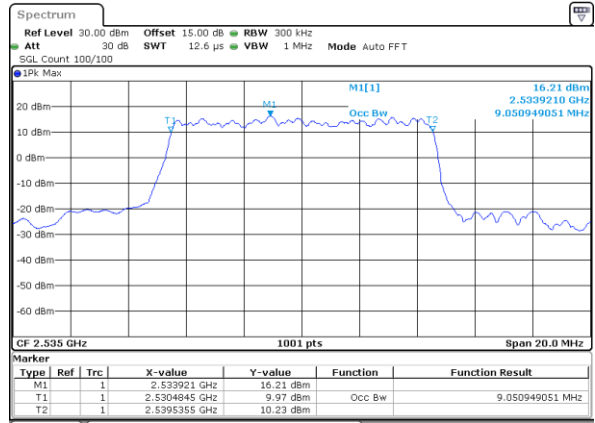
Date: 7,DEC,2022 09:00:54

Middle Channel / 5MHz / 64QAM



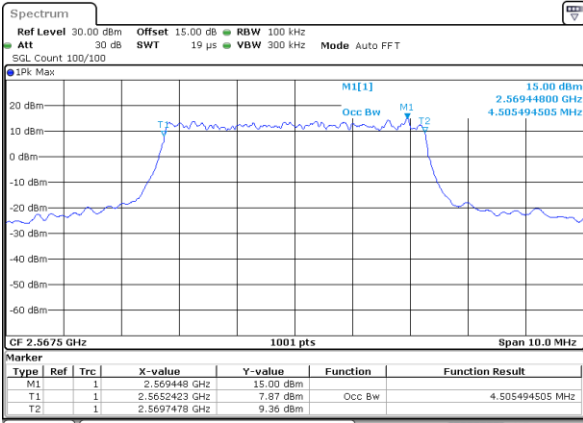
Date: 7,DEC,2022 08:40:04

Middle Channel / 10MHz / 64QAM



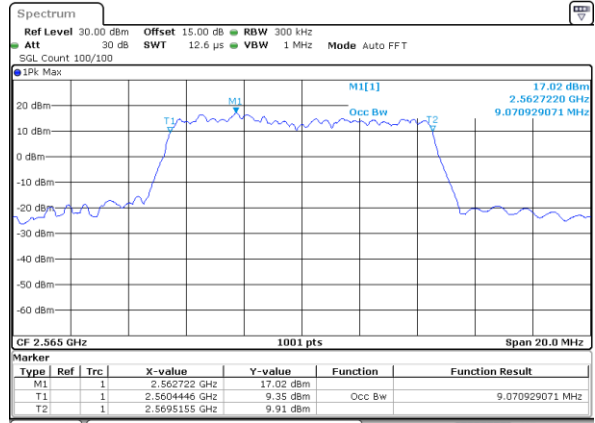
Date: 7,DEC,2022 09:03:52

Highest Channel / 5MHz / 64QAM



Date: 7,DEC,2022 08:41:45

Highest Channel / 10MHz / 64QAM

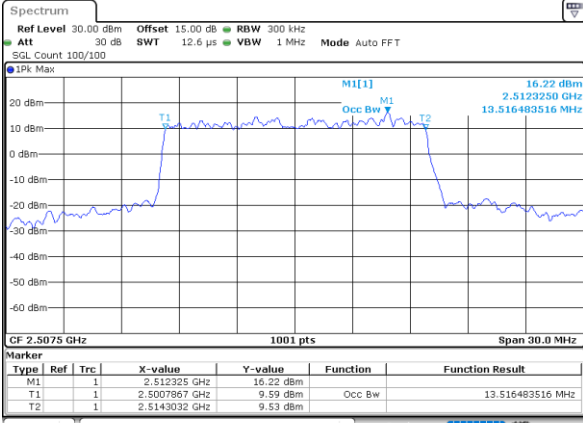


Date: 7,DEC,2022 09:05:33



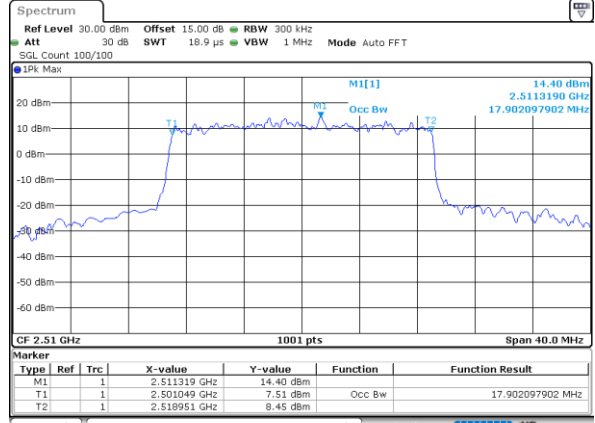
LTE Band 7

Lowest Channel / 15MHz / 64QAM



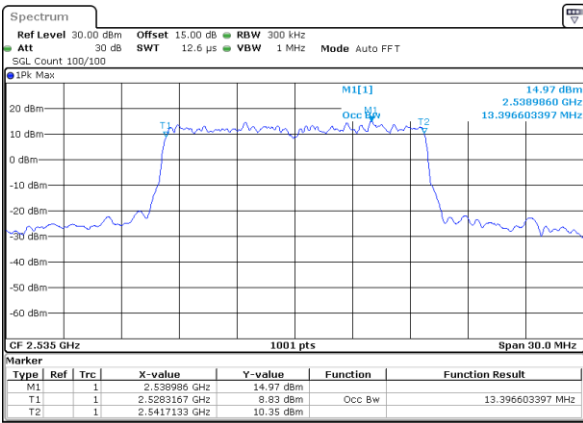
Date: 7,DEC,2022 09:24:44

Lowest Channel / 20MHz / 64QAM



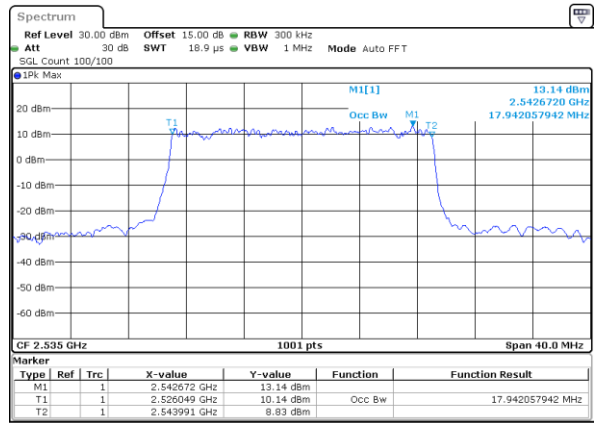
Date: 7,DEC,2022 09:48:36

Middle Channel / 15MHz / 64QAM



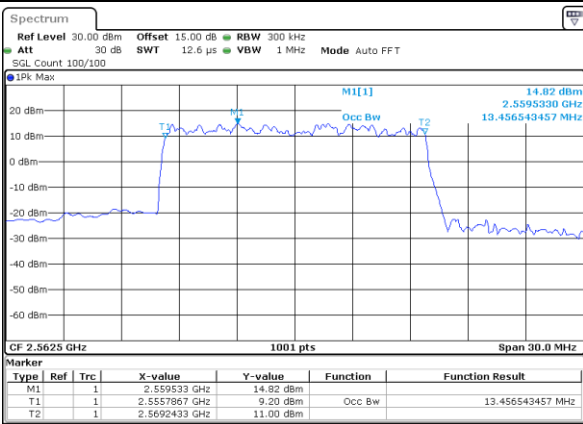
Date: 7,DEC,2022 09:27:42

Middle Channel / 20MHz / 64QAM



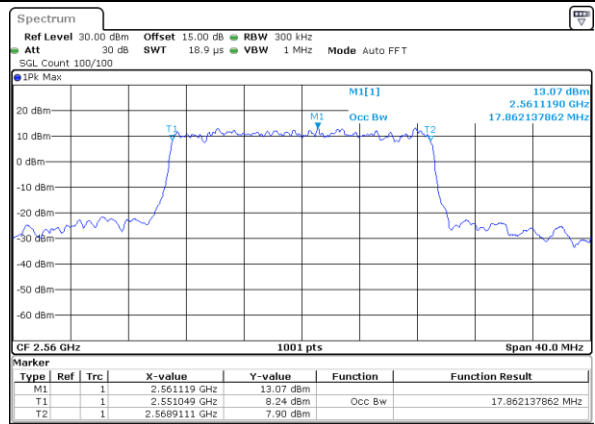
Date: 7,DEC,2022 09:51:35

Highest Channel / 15MHz / 64QAM



Date: 7,DEC,2022 09:29:24

Highest Channel / 20MHz / 64QAM



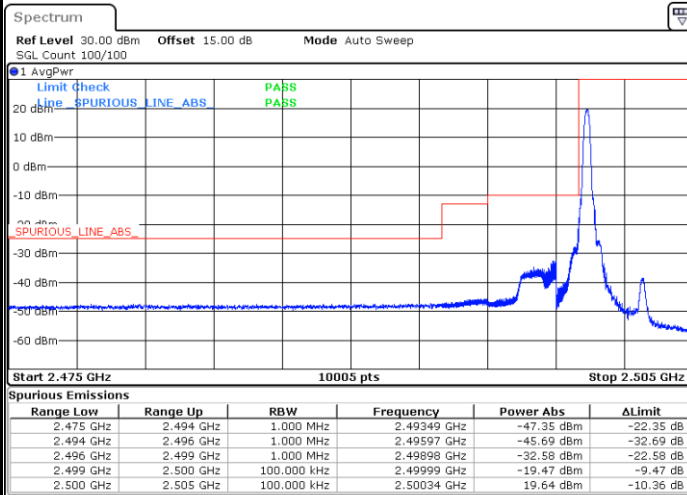
Date: 7,DEC,2022 09:53:16



Conducted Band Edge

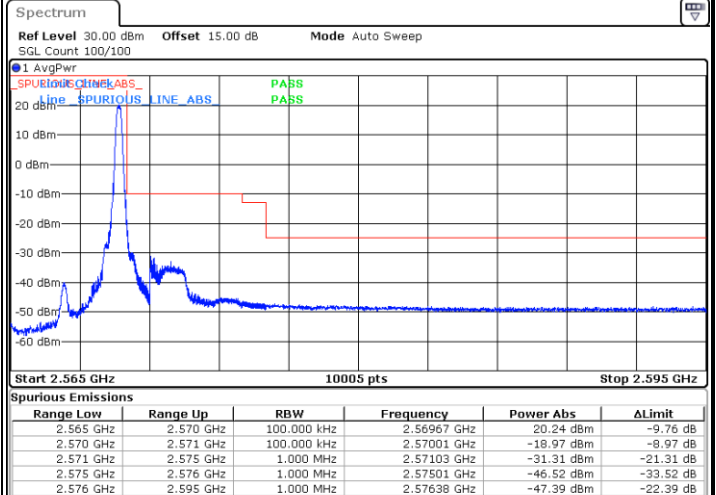
LTE Band 7 / 5MHz / QPSK

Lowest Band Edge / 1 RB



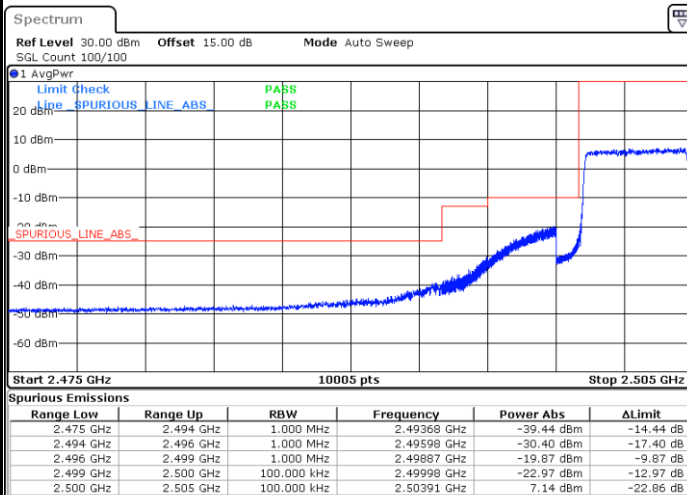
Date: 7.DEC.2022 08:19:30

Highest Band Edge / 1 RB



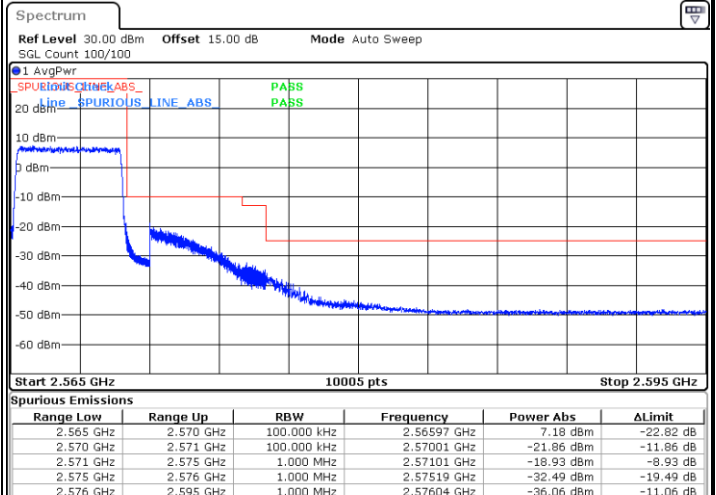
Date: 7.DEC.2022 08:32:43

Lowest Band Edge / Full RB



Date: 7.DEC.2022 08:20:47

Highest Band Edge / Full RB



Date: 7.DEC.2022 08:33:59