



motorola

*Legal, Safety, and
Regulatory Information*

*Rechtliche Hinweise, Sicherheit
und regulatorische Informationen*

*Informations légales,
réglementaires et de sécurité*

*Información normativa,
legal y de seguridad*

*Note legali, informazioni sulla
sicurezza e sulle normative*

*Informações legais, regulamentares
e de segurança*

*Wetgeving, veiligheid en
regelgeving*

*Juridisk information,
säkerhet och föreskrifter*


*Juridiske bestemmelser,
sikkerhed og lovgivning*


*Juridisk, sikkerhetsmessig og
forskriftsmessig informasjon*

*Oikeudellisuus, turvallisuus
ja säädökset*

Przepisy, bezpieczeństwo i normy

Legal, safety and regulatory

Legal information. This guide provides important legal, safety and regulatory information that you should read before using your product. For the complete legal information, from the Home screen swipe up and tap **Settings** > , then type **Legal information**, or visit www.motorola.com/device-legal.

Regulatory information (e-label). To view regulatory information for this phone, from the Home screen swipe up and tap **Settings** > , then type **Regulatory labels**, or visit www.motorola.com/device-legal.

Driving precautions. Responsible and safe driving is your primary responsibility when driving a vehicle. Always obey local laws and regulations. For more, see the "Legal information" section of this guide to find the complete legal information, or visit www.motorola.com/device-legal.

Seizures, blackouts, eye strain and discomfort. This device may display flashing images or make loud sounds. For more, see the "Legal information" section of this guide to find the complete legal information, or visit www.motorola.com/device-legal.

Medical devices. This device may interfere with pacemakers and other medical devices. For more, see the "Legal information" section of this guide to find the complete legal information, or visit www.motorola.com/device-legal.

Operational warnings. Obey all local restrictions when using mobile devices in public areas, such as hospitals, aeroplanes or schools.

- **Potentially explosive areas:** potentially explosive areas are often, but not always, posted and can include blasting areas, fuelling stations, fuelling areas (such as below decks on boats), fuel or chemical transfer or storage facilities or areas where the air contains chemicals or particles, such as grain dust or metal powders.

Turn off your phone before entering such an area and do not charge batteries. In such areas, sparks can occur and cause an explosion or fire.

- **Symbol key:** your charger, phone, battery (if user-removable), phone display, user guide or packaging may contain symbols, defined as follows:

 Important safety information follows.	 For indoor use only.
 Don't dispose of your battery or phone with your household waste.	 Don't dispose of your battery or phone in a fire.






Listening at high volume to music or voice through a headset or headphones may damage your hearing.



The packaging and paper products that came with your phone should be recycled.

Usage. This phone supports apps and services that could use a lot of data, so make sure your data plan meets your needs. Contact your service provider for details. Certain apps and features may not be available in all countries.

Warranty. This product is covered by Motorola's limited warranty. To review the warranty on your phone, swipe up and tap **Settings** > , then type **Legal information**, or visit www.motorola.com/device-legal. You may also obtain a copy of the warranty by contacting Motorola at: Motorola Mobility LLC, Attention Customer Service - Warranty Request, 222 West Merchandise Mart Plaza, Chicago, IL 60654.

Arbitration and opt-out. Except where prohibited by law, any controversy or claim arising out of or relating to any Motorola product will be resolved by binding arbitration, instead of in court, unless you opt out. To opt out, send a written rejection notice within 30 days of purchase that includes your name, address, phone number, phone and phone serial number, and tells Motorola that you are rejecting this Arbitration provision to: Motorola Mobility LLC, 222 West Merchandise Mart Plaza, Attn: Arbitration Provision Opt-Out, Chicago, IL 60654 or arbitrat@motorola.com. To locate your phone's serial (IMEI) number, from the Home screen swipe up and tap **Settings** > , then type **IMEI**. For more information on this arbitration provision, on your phone, swipe up and tap **Settings** > , then type **Legal information** or visit www.motorola.com/device-legal.

European conformance (CE and UKCA). The following information is applicable to phones that carry a CE or UKCA mark. Contact point: Regulatory Compliance, Motorola Mobility UK Ltd., Redwood, Crockford Lane, Chineham Business Park, Basingstoke, RG24 8WQ, UK.

Hereby, Motorola Mobility LLC declares that the radio equipment model as defined in the getting started guide (and box label) supplied with this product:



- Bearing the CE mark is in compliance with Directive 2014/53/EU;
- And bearing the UKCA mark is in compliance with the Radio Equipment Regulations 2017.



The full DoC can be found at www.motorola.com/red.

Restrictions of use. This phone should only be used indoors within the EU/EEA/Switzerland/Turkey/UK when operating in the 5250 to 5350 MHz (where supported) [Wi-Fi] frequency band

Exposure to RF energy and phone operation. Your phone contains a transmitter and receiver of RF energy. It is designed to comply with regulatory requirements concerning human RF exposure. For optimal phone performance and to stay within the RF exposure guidelines:

- hold your phone normally at your ear when talking on it.
- when using the phone next to your body (other than in your hand or against your head), maintain a distance of 5 mm from your body to be consistent with how the phone is tested for compliance with RF exposure requirements.
- if you use your phone with a non-Motorola accessory case or holder, make sure the accessory maintains the required separation distance and has no metallic parts.

Compatible energy-efficient power supplies (EU/UK). Motorola products are designed to work with a range of compatible power supplies. You can find a list on the product-specific Declaration of Conformity (DoC) at www.motorola.com/RED. To find energy efficiency information for your power supply, go to www.motorola.com/eu-erp.

Service and repairs. If you have questions or need assistance, we're here to help. Go to www.motorola.com/support, where you can select from a number of customer care options.

Copyright and trademarks. MOTOROLA, the stylised M logo, MOTO and the MOTO family of marks are trademarks or registered trademarks of Motorola Trademark Holdings, LLC. All other product or service names are the property of their respective owners.

© 2022 Motorola Mobility LLC. All rights reserved.

Motorola Mobility LLC
222 W. Merchandise Mart Plaza
Chicago, IL 60654
www.motorola.com

SAR

To view the SAR and/or PD values for your phone, visit www.motorola.com/sar.

This product meets the applicable national or international RF exposure guidance (SAR guideline) when used normally against your head or when worn or carried at a distance of 5 mm from the body. To meet RF exposure guidelines during body-worn operation, the device should be positioned at least this distance away from the body. The SAR guideline includes a considerable safety margin designed to ensure the safety of all persons, regardless of age and health.

To view additional information, visit www.motorola.com/rfhealth.

- **FCC Regulations:** This device has been tested and found to comply with the limits for a Class B digital device, pursuant to Part 15 of the FCC Rules. These limits are designed to provide reasonable protection against harmful interference in a residential installation. This equipment generates, uses and can radiate radio frequency energy and, if not installed and used in accordance with the instructions, may cause harmful interference to radio communications. However, there is no guarantee that interference will not occur in a particular installation. If this equipment does cause harmful interference to radio or television reception, which can be determined by turning the equipment off and on, the user is encouraged to try to correct the interference by one or more of the following measures:
 - -Reorient or relocate the receiving antenna.
 - -Increase the separation between the equipment and receiver.
 - -Connect the equipment into an outlet on a circuit different from that to which the receiver is connected.
 - -Consult the dealer or an experienced radio/TV technician for help.
 - Caution: Changes or modifications not expressly approved by the party responsible for compliance could void the user's authority to operate the equipment.
-



motorola.com

