


Appendix C. Setup Photographs


<Radiated Emission>

X Plane for LTE B7/38

LF




HF




Y Plane for LTE B2/13/66

LF




HF



Z Plane for LTE B26

LF



HF

