



# FCC RF Test Report

**APPLICANT** : Motorola Mobility LLC  
**EQUIPMENT** : Mobile Cellular Phone  
**BRAND NAME** : Motorola  
**MODEL NAME** : XT2313-3, XT2313-4, XT2313-6  
**FCC ID** : IHDT56AJ8  
**STANDARD** : FCC Part 15 Subpart C §15.247  
**CLASSIFICATION** : (DTS) Digital Transmission System  
**TEST DATE(S)** : Dec. 01, 2022 ~ Dec. 19, 2022

We, Sporton International Inc. (Kunshan), would like to declare that the tested sample has been evaluated in accordance with the test procedures and has been in compliance with the applicable technical standards.

The test results in this report apply exclusively to the tested model / sample. Without written approval of Sporton International Inc. (Kunshan), the test report shall not be reproduced except in full.

Jason Jia

Approved by: Jason Jia



**Sporton International Inc. (Kunshan)**

**No. 1098, Pengxi North Road, Kunshan Economic Development Zone Jiangsu Province 215300  
People's Republic of China**



# TABLE OF CONTENTS

**REVISION HISTORY..... 3**

**SUMMARY OF TEST RESULT ..... 4**

**1 GENERAL DESCRIPTION ..... 5**

    1.1 Applicant ..... 5

    1.2 Manufacturer ..... 5

    1.3 Product Feature of Equipment Under Test ..... 5

    1.4 Product Specification of Equipment Under Test ..... 5

    1.5 Modification of EUT ..... 6

    1.6 Specification of Accessory ..... 6

    1.7 Testing Location ..... 6

    1.8 Test Software ..... 6

    1.9 Applicable Standards ..... 7

**2 TEST CONFIGURATION OF EQUIPMENT UNDER TEST ..... 8**

    2.1 Carrier Frequency and Channel ..... 8

    2.2 Test Mode ..... 9

    2.3 Connection Diagram of Test System ..... 9

    2.4 Support Unit used in test configuration and system ..... 10

    2.5 EUT Operation Test Setup ..... 10

    2.6 Measurement Results Explanation Example ..... 10

**3 TEST RESULT ..... 11**

    3.1 6dB and 99% Bandwidth Measurement ..... 11

    3.2 Output Power Measurement ..... 13

    3.3 Power Spectral Density Measurement ..... 14

    3.4 Conducted Band Edges and Spurious Emission Measurement ..... 16

    3.5 Radiated Band Edges and Spurious Emission Measurement ..... 31

    3.6 AC Conducted Emission Measurement ..... 35

    3.7 Antenna Requirements ..... 37

**4 LIST OF MEASURING EQUIPMENT ..... 38**

**5 UNCERTAINTY OF EVALUATION ..... 39**

**APPENDIX A. CONDUCTED TEST RESULTS**

**APPENDIX B. AC CONDUCTED EMISSION TEST RESULT**

**APPENDIX C. RADIATED SPURIOUS EMISSION**

**APPENDIX D. DUTY CYCLE PLOTS**

**APPENDIX E. SETUP PHOTOGRAPHS**





### SUMMARY OF TEST RESULT

Report Section	FCC Rule	Description	Limit	Result	Remark
3.1	15.247(a)(2)	6dB Bandwidth	≥ 0.5MHz	Pass	-
3.1	-	99% Bandwidth	-	Report Only	-
3.2	15.247(b)	Power Output Measurement	≤ 30dBm	Pass	-
3.3	15.247(e)	Power Spectral Density	≤ 8dBm/3kHz	Pass	-
3.4	15.247(d)	Conducted Band Edges	≤ 20dBc	Pass	-
		Conducted Spurious Emission		Pass	-
3.5	15.247(d)	Radiated Band Edges and Radiated Spurious Emission	15.209(a) & 15.247(d)	Pass	Under limit 3.03 dB at 2389.82 MHz
3.6	15.207	AC Conducted Emission	15.207(a)	Pass	Under limit 10.71 dB at 0.621 MHz
3.7	15.203 & 15.247(b)	Antenna Requirement	15.203 & 15.247(b)	Pass	-

<b>Declaration of Conformity:</b>
The test results with all measurement uncertainty excluded are presented in accordance with the regulation limits.
<b>Comments and Explanations:</b>
The declared of product specification for EUT presented in the report are provided by the manufacturer, and the manufacturer takes all the responsibilities for the accuracy of product specification.



# 1 General Description

## 1.1 Applicant

Motorola Mobility LLC  
222 W,Merchandise Mart Plaza, Chicago IL 60654 USA

## 1.2 Manufacturer

Motorola Mobility LLC  
222 W,Merchandise Mart Plaza, Chicago IL 60654 USA

## 1.3 Product Feature of Equipment Under Test

Product Feature	
Equipment	Mobile Cellular Phone
Brand Name	Motorola
Model Name	XT2313-3, XT2313-4, XT2313-6
FCC ID	IHDT56AJ8
IMEI Code	Conducted: 353054820021491 Conduction: 353054820017267 Radiation: 353054820017200
HW Version	DVT2
SW Version	T1TPN33.13
EUT Stage	Identical Prototype

**Remark:**

1. The above EUT's information was declared by manufacturer. Please refer to the specifications or user's manual for more detailed description.
2. The three model name XT2313-3, XT2313-4, XT2313-6 are the same product except model name different for market segment.

## 1.4 Product Specification of Equipment Under Test

Standards-related Product Specification	
Tx/Rx Channel Frequency Range	2412 MHz ~ 2462 MHz
Maximum (Peak) Output Power to antenna	802.11b : 23.21 dBm (0.2094 W) 802.11g : 25.66 dBm (0.3681 W) 802.11n HT20 : 25.62 dBm (0.3648 W) 802.11n HT40 : 27.44 dBm (0.5546 W)
99% Occupied Bandwidth	802.11b : 13.74 MHz 802.11g : 16.88 MHz 802.11n HT20 : 17.98 MHz 802.11n HT40 : 36.46 MHz
Antenna Type / Gain	FPC Antenna with gain -4.34 dBi
Type of Modulation	802.11b : DSSS (DBPSK / DQPSK / CCK) 802.11g/n : OFDM (BPSK / QPSK / 16QAM / 64QAM)



### 1.5 Modification of EUT

No modifications are made to the EUT during all test items.

### 1.6 Specification of Accessory

Specification of Accessory				
Battery 1	Brand Name	Motorola (ATL)	Model Name	NH50
Battery 2	Brand Name	Motorola (Sunwoda)	Model Name	NH50
USB Cable 1	Brand Name	Motorola (Saibao)	Model Name	SLQ-A212A
USB Cable 2	Brand Name	Motorola (NAIYI)	Model Name	1.1.0196

### 1.7 Testing Location

Sporton International Inc. (Kunshan) is accredited to ISO/IEC 17025:2017 by American Association for Laboratory Accreditation with Certificate Number 5145.02.

Test Firm	Sporton International Inc. (Kunshan)		
Test Site Location	No. 1098, Pengxi North Road, Kunshan Economic Development Zone Jiangsu Province 215300 People's Republic of China TEL : +86-512-57900158 FAX : +86-512-57900958		
Test Site No.	Sporton Site No.	FCC Designation No.	FCC Test Firm Registration No.
	CO01-KS 03CH08-KS TH01-KS	CN1257	314309

### 1.8 Test Software

Item	Site	Manufacturer	Name	Version
1.	03CH08-KS	AUDIX	E3	6.2009-8-24al
2.	CO01-KS	AUDIX	E3	6.2009-8-24



## 1.9 Applicable Standards

According to the specifications of the manufacturer, the EUT must comply with the requirements of the following standards:

- ♦ 47 CFR Part 15 Subpart C §15.247
- ♦ FCC KDB 558074 D01 15.247 Meas Guidance v05r02
- ♦ ANSI C63.10-2013

### **Remark:**

1. All test items were verified and recorded according to the standards and without any deviation during the test.
2. This EUT has also been tested and complied with the requirements of FCC Part 15, Subpart B, recorded in a separate test report.



## 2 Test Configuration of Equipment Under Test

- a. The EUT has been associated with peripherals and configuration operated in a manner tended to maximize its emission characteristics in a typical application. Frequency range investigated: conduction emission (150 kHz to 30 MHz), radiation emission (9 kHz to the 10th harmonic of the highest fundamental frequency or to 40 GHz, whichever is lower). For radiated measurement, pre-scanned in three orthogonal panels, X, Y, Z. The worst cases (X plane) were recorded in this report.
- b. AC power line Conducted Emission was tested under maximum output power.

### 2.1 Carrier Frequency and Channel

Frequency Band	Channel	Freq. (MHz)	Channel	Freq. (MHz)
2400-2483.5 MHz	1	2412	7	2442
	2	2417	8	2447
	3	2422	9	2452
	4	2427	10	2457
	5	2432	11	2462
	6	2437		



## 2.2 Test Mode

Final test modes are considering the modulation and worse data rates as below table.

Modulation	Data Rate
802.11b	1 Mbps
802.11g	6 Mbps
802.11n HT20	MCS0
802.11n HT40	MCS0

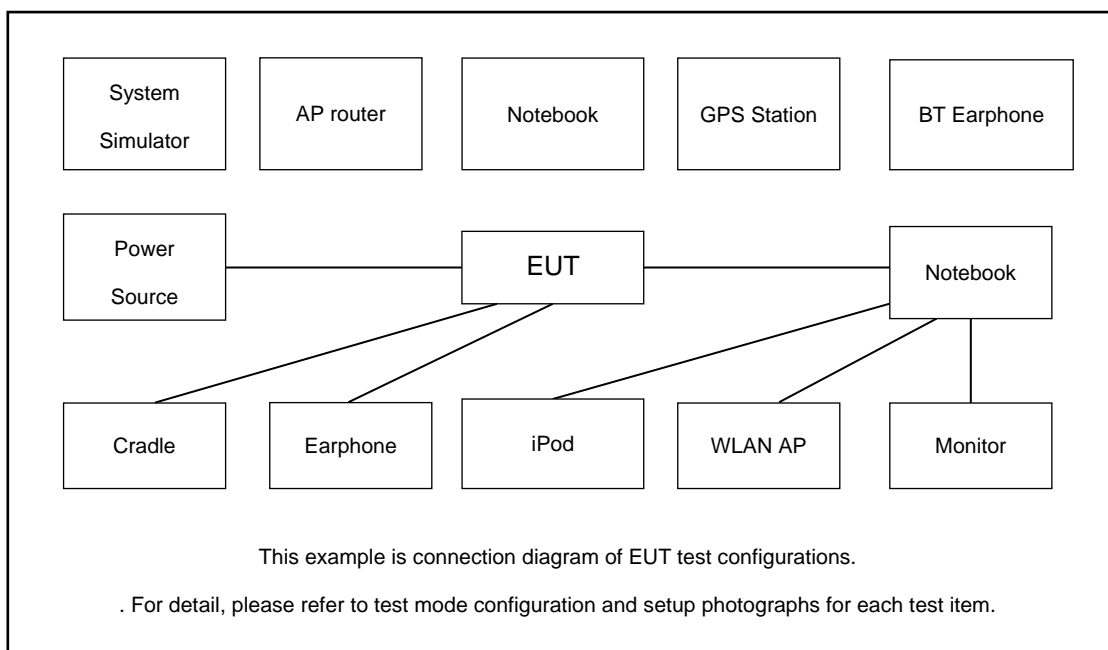
Test Cases	
AC Conducted Emission	Mode 1 :GSM850 Idle+ WLAN Link(2.4G)+ Bluetooth Link+ USB Cable1(Charging From Adapter)

Simultaneous transmission
802.11n HT40 CH05 TX + LTE B48 Link (BW=20M)

**Remark:**

1. For Radiated Test Cases, The tests were performance with Adapter, Earphone and USB Cable 1.
2. The RSE Co-location mode is assessed from the worst WWAN Link + WLAN TX mode.

## 2.3 Connection Diagram of Test System



## 2.4 Support Unit used in test configuration and system

Item	Equipment	Trade Name	Model Name	FCC ID	Data Cable	Power Cord
1.	System Simulator	Anritus	MT8820C	N/A	N/A	Unshielded,1.8m
2.	WLAN AP	D-link	DIR-655	KA21R655B1	N/A	Unshielded,1.8m
3.	Notebook	Lenovo	G480	QDS-BRCM1050I	N/A	AC I/P: Unshielded, 1.8 m DC O/P: Shielded, 1.8 m
4.	Bluetooth Earphone	Lenovo	LBH308	N/A	N/A	N/A
5.	Earphone	Moto	N/A	N/A	N/A	N/A
6.	AC Adapter	Moto	MC-101	N/A	N/A	N/A

## 2.5 EUT Operation Test Setup

For WLAN RF test items, an engineering test program was provided and enabled to make EUT continuous transmit.

For AC power line conducted emissions, the EUT was set to connect with the WLAN AP under large package sizes transmission.

## 2.6 Measurement Results Explanation Example

For all conducted test items:

The offset level is set in the spectrum analyzer to compensate the RF cable loss between EUT conducted output port and spectrum analyzer. With the offset compensation, the spectrum analyzer reading level is exactly the EUT RF output level.

Example :

The spectrum analyzer offset is derived from RF cable loss.

*Offset = RF cable loss.*

Following shows an offset computation example with cable loss 5.80 dB.

$$\begin{aligned} \text{Offset(dB)} &= \text{RF cable loss(dB)}. \\ &= 5.80 \text{ (dB)} \end{aligned}$$

### 3 Test Result

#### 3.1 6dB and 99% Bandwidth Measurement

##### 3.1.1 Limit of 6dB and 99% Bandwidth

The minimum 6 dB bandwidth shall be at least 500 kHz.

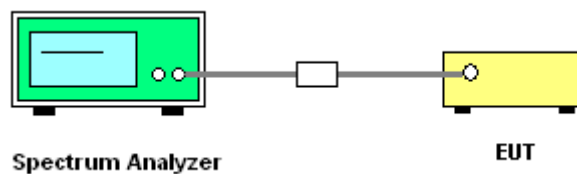
##### 3.1.2 Measuring Instruments

The measuring equipment is listed in the section 4 of this test report.

##### 3.1.3 Test Procedures

1. The testing follows ANSI C63.10-2013 clause 11.8
2. The RF output of EUT was connected to the spectrum analyzer by RF cable and attenuator. The path loss was compensated to the results for each measurement.
3. Set to the maximum power setting and enable the EUT transmit continuously.
4. Make the measurement with the spectrum analyzer's resolution bandwidth (RBW) = 100 kHz. Set the Video bandwidth (VBW) = 300 kHz. In order to make an accurate measurement. The 6 dB bandwidth must be greater than 500 kHz.
5. For 99% Bandwidth Measurement, the spectrum analyzer's resolution bandwidth (RBW) = 1%~5% of OBW and set the Video bandwidth (VBW) = 3MHz.
6. Measure and record the results in the test report.

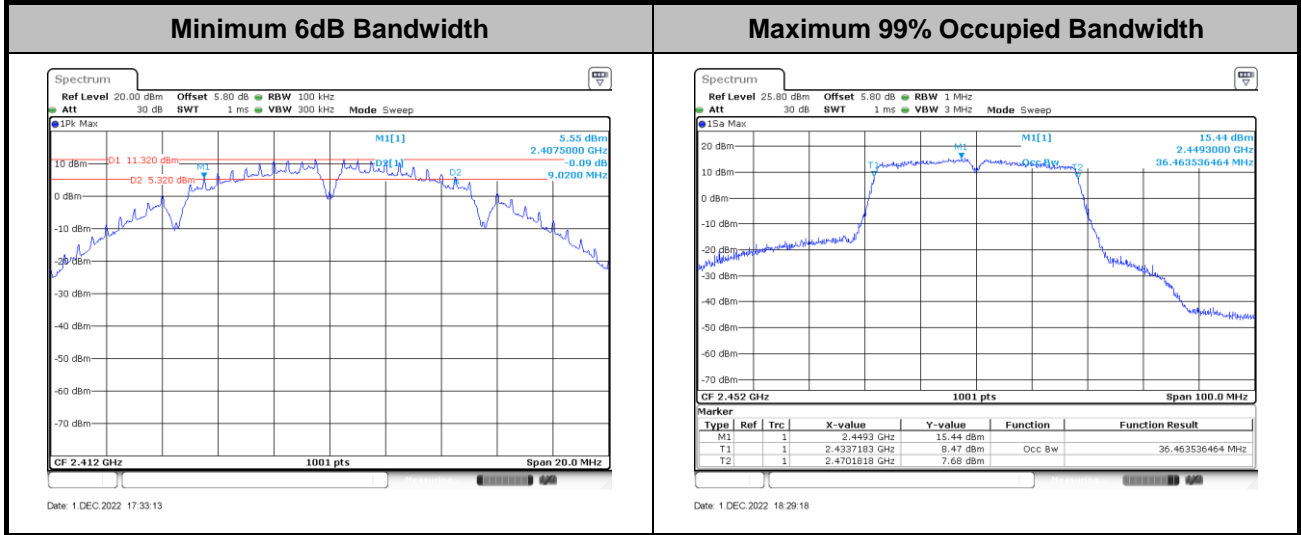
##### 3.1.4 Test Setup





### 3.1.5 Test Result of 6dB and 99% Occupied Bandwidth

Please refer to Appendix A.



Note : The occupied channel bandwidth is maintained within the band of operation for all of the modulations.

## 3.2 Output Power Measurement

### 3.2.1 Limit of Output Power

For systems using digital modulation in the 2400-2483.5MHz, the limit for peak output power is 30dBm. If transmitting antenna with directional gain greater than 6dBi is used, the peak output power from the intentional radiator shall be reduced below the above stated value by the amount in dB that the directional gain of the antenna exceeds 6 dBi. In case of point-to-point operation, the limit has to be reduced by 1dB for every 3dB that the directional gain of the antenna exceeds 6dBi.

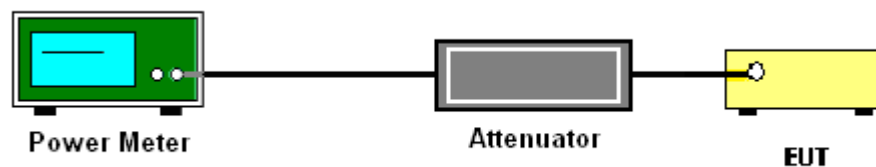
### 3.2.2 Measuring Instruments

The measuring equipment is listed in the section 4 of this test report.

### 3.2.3 Test Procedures

1. The testing follows the Measurement Procedure of ANSI C63.10-2013 clause 11.9.1.3 PKPM1 Peak power meter or ANSI C63.10-2013 clause 11.9.2.3.1 Method AVGPM method.
2. The RF output of EUT was connected to the power meter by RF cable and attenuator. The path loss was compensated to the results for each measurement.
3. Set to the maximum power setting and enable the EUT transmit continuously.
4. Measure the conducted output power and record the results in the test report.

### 3.2.4 Test Setup



### 3.2.5 Test Result of Peak Output Power

Please refer to Appendix A.

### 3.2.6 Test Result of Average Output Power (Reporting Only)

Please refer to Appendix A.



### 3.3 Power Spectral Density Measurement

#### 3.3.1 Limit of Power Spectral Density

The peak power spectral density shall not be greater than 8dBm in any 3kHz band at any time interval of continuous transmission.

#### 3.3.2 Measuring Instruments

The measuring equipment is listed in the section 4 of this test report.

#### 3.3.3 Test Procedures

1. The testing follows Measurement Procedure of ANSI C63.10-2013 clause 11.10.2 Method PKPSD.
2. The RF output of EUT was connected to the spectrum analyzer by RF cable and attenuator. The path loss was compensated to the results for each measurement.
3. Set to the maximum power setting and enable the EUT transmit continuously.
4. Make the measurement with the spectrum analyzer's resolution bandwidth (RBW) = 3 kHz. Video bandwidth VBW = 10 kHz In order to make an accurate measurement, set the span to 1.5 times DTS Channel Bandwidth. (6dB BW)
5. Detector = peak, Sweep time = auto couple, Trace mode = max hold, Allow trace to fully stabilize. Use the peak marker function to determine the maximum power level.
6. Measure and record the results in the test report.



## 3.4 Conducted Band Edges and Spurious Emission Measurement

### 3.4.1 Limit of Conducted Band Edges and Spurious Emission Measurement

In any 100 kHz bandwidth outside of the authorized frequency band, the emissions which fall in the non-restricted bands shall be attenuated at least 20 dB relative to the maximum PSD level in 100 kHz by RF conducted measurement.

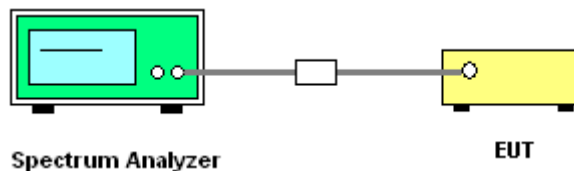
### 3.4.2 Measuring Instruments

The measuring equipment is listed in the section 4 of this test report.

### 3.4.3 Test Procedures

1. The testing follows ANSI C63.10-2013 clause 11.13
2. The RF output of EUT was connected to the spectrum analyzer by RF cable and attenuator. The path loss was compensated to the results for each measurement.
3. Set to the maximum power setting and enable the EUT transmit continuously.
4. Set RBW = 100 kHz, VBW=300 kHz, Peak Detector. Unwanted Emissions measured in any 100 kHz bandwidth outside of the authorized frequency band shall be attenuated by at least 20 dB relative to the maximum in-band peak PSD level in 100 kHz when maximum peak conducted output power procedure is used. If the transmitter complies with the conducted power limits based on the use of RMS averaging over a time interval, the attenuation required under this paragraph shall be 30 dB instead of 20 dB per 15.247(d).
5. Measure and record the results in the test report.
6. The RF fundamental frequency should be excluded against the limit line in the operating frequency band.

### 3.4.4 Test Setup





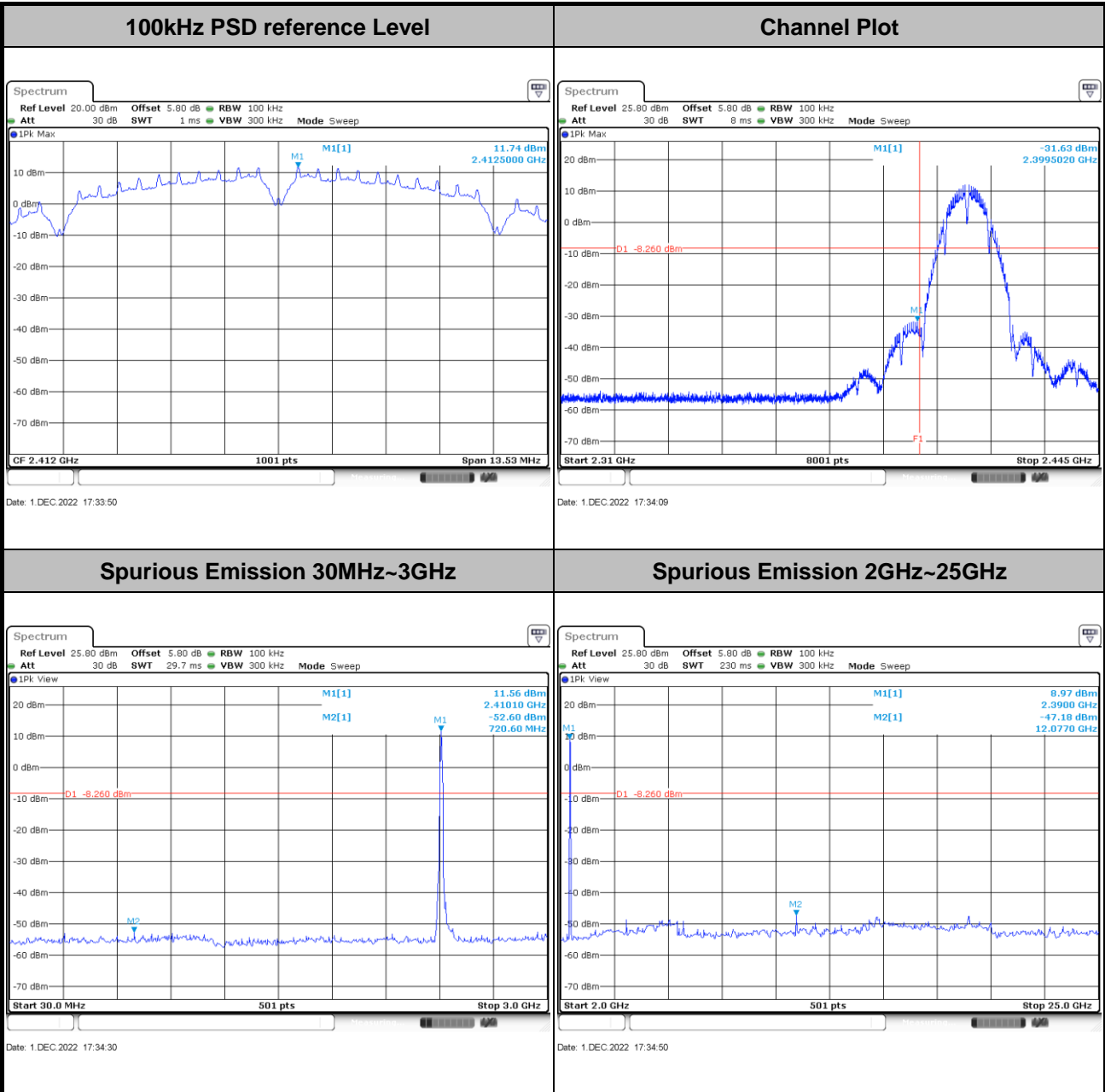


### 3.4.5 Test Result of Conducted Band Edges and Spurious Emission

Test Engineer : albert shi	Temperature :	21~25°C
	Relative Humidity :	51~54%

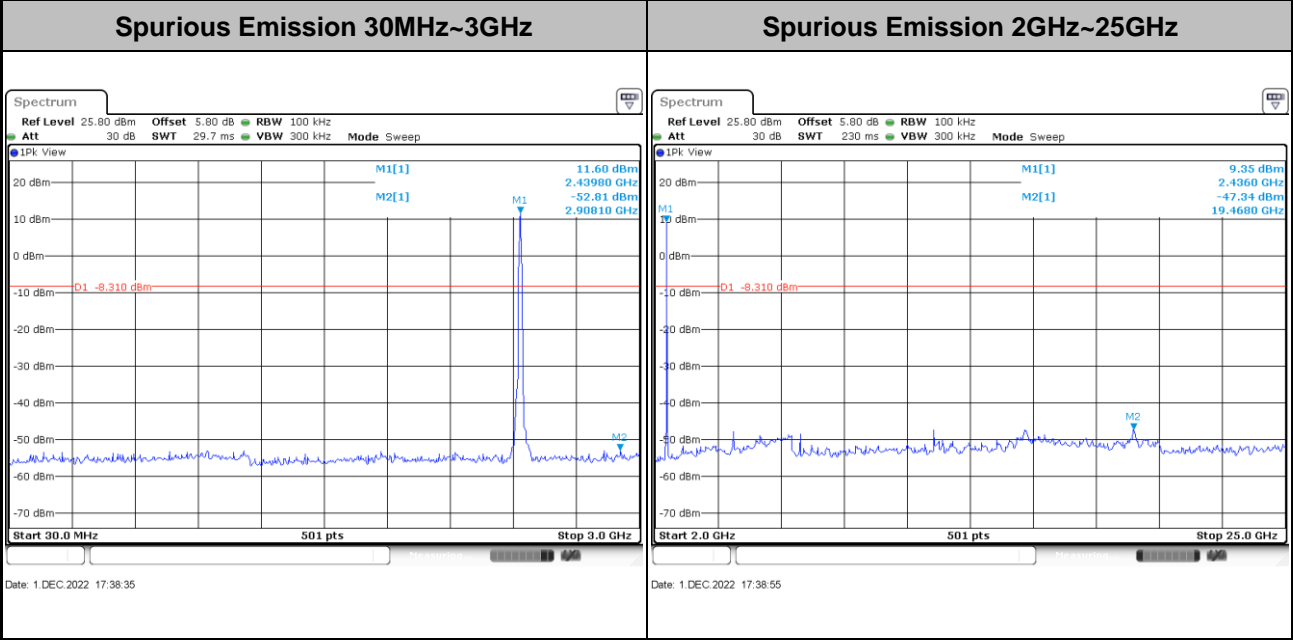
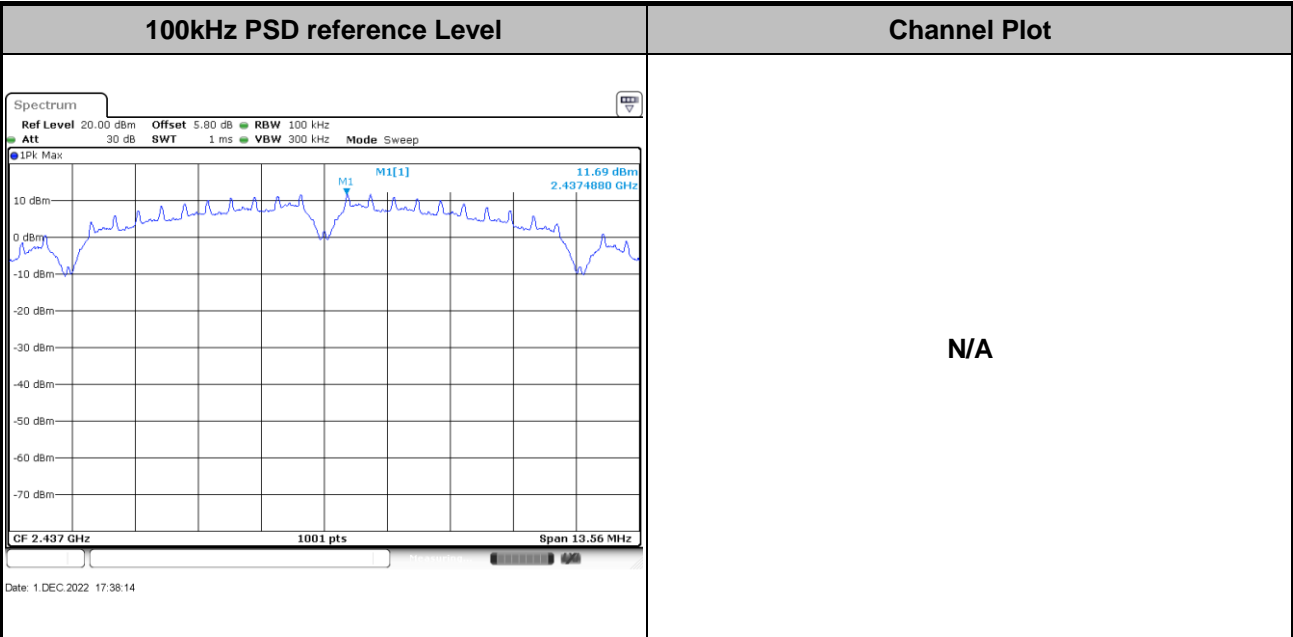
Number of TX = 1, Ant. 1 (Measured)

Test Mode :	802.11b	Test Channel :	01
-------------	---------	----------------	----



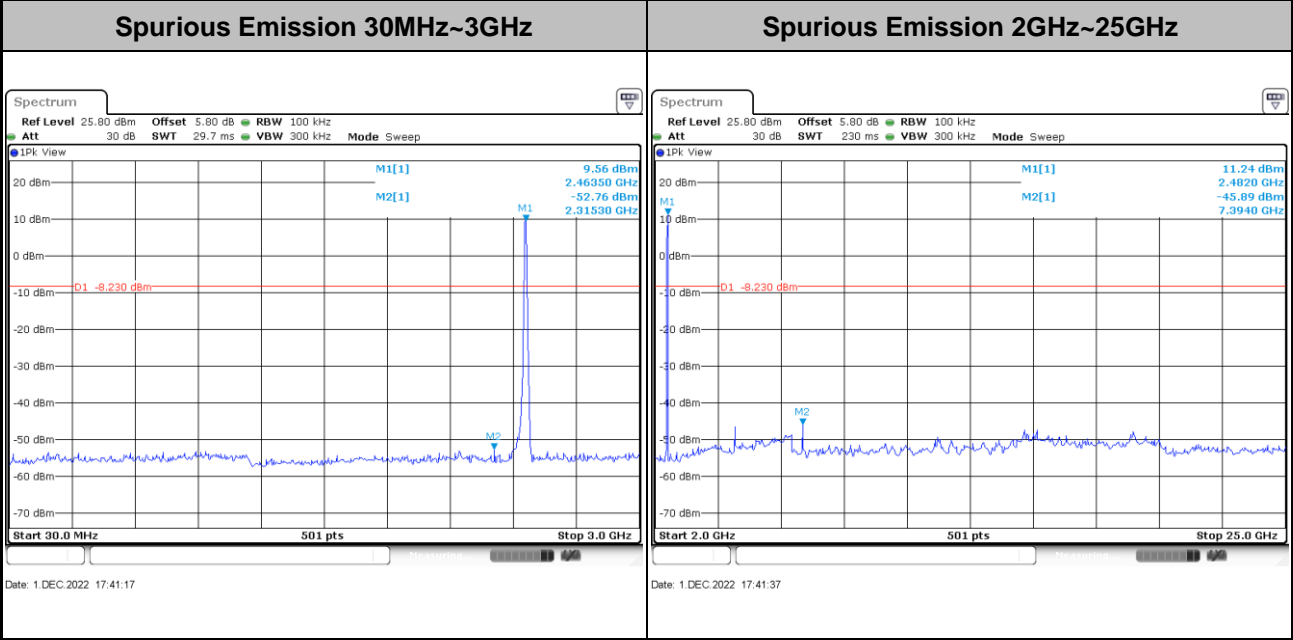
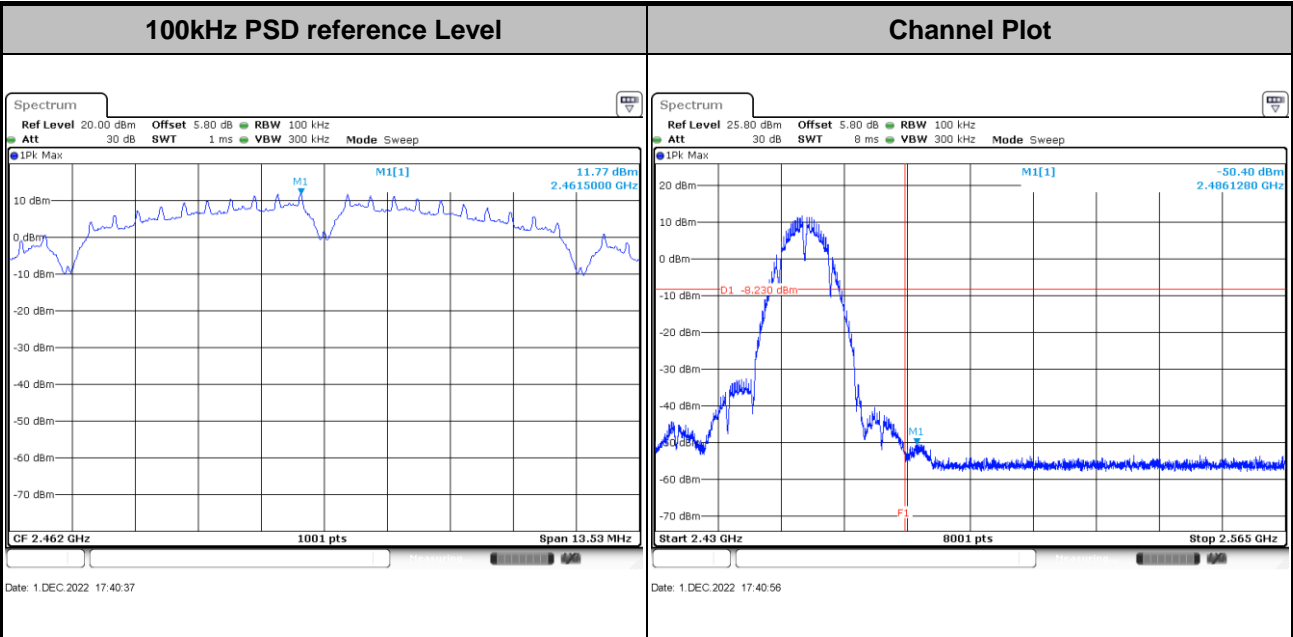


Test Mode :	802.11b	Test Channel :	06
-------------	---------	----------------	----



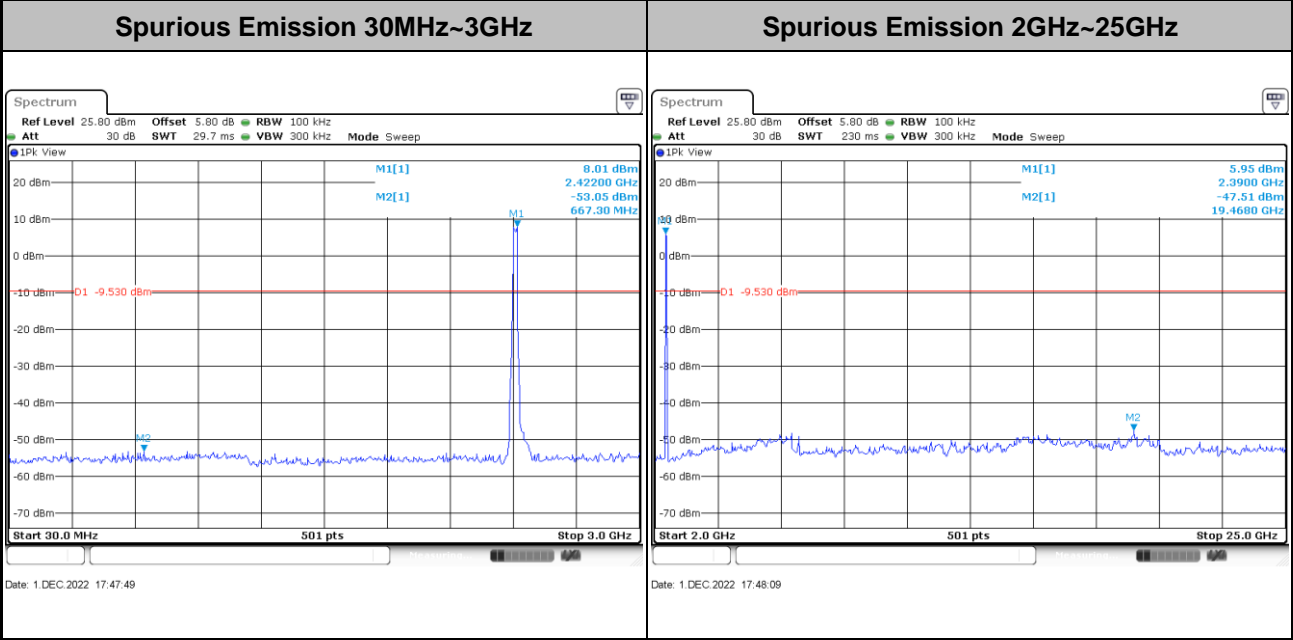
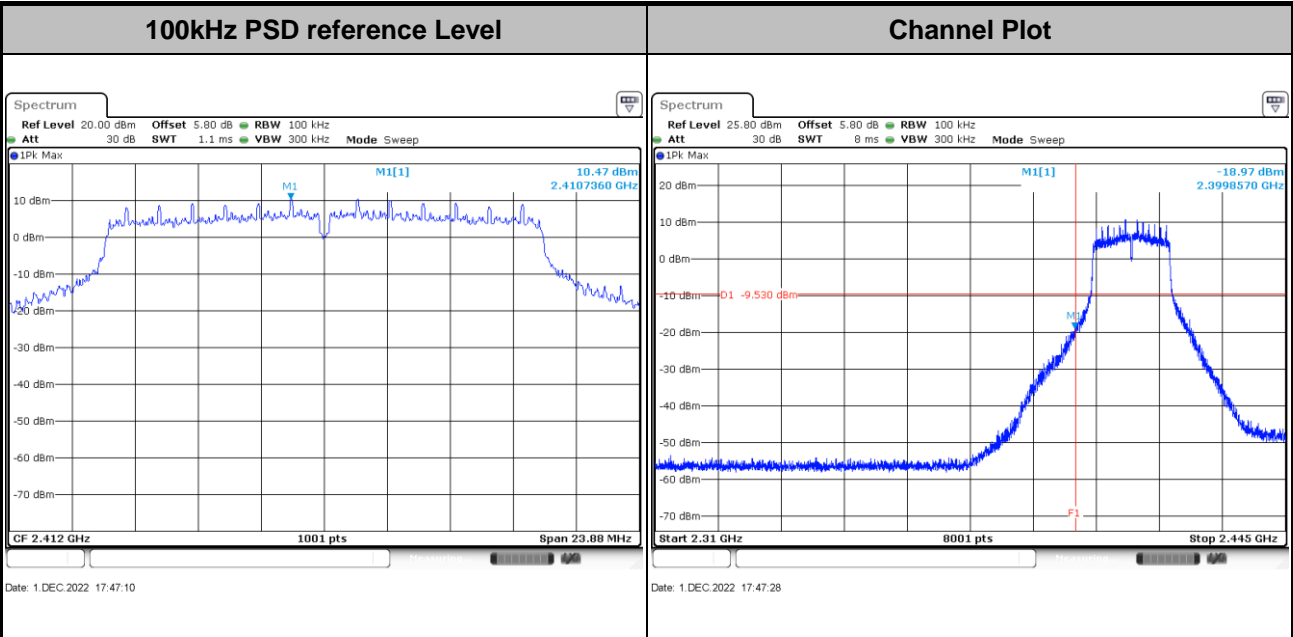


Test Mode : 802.11b Test Channel : 11



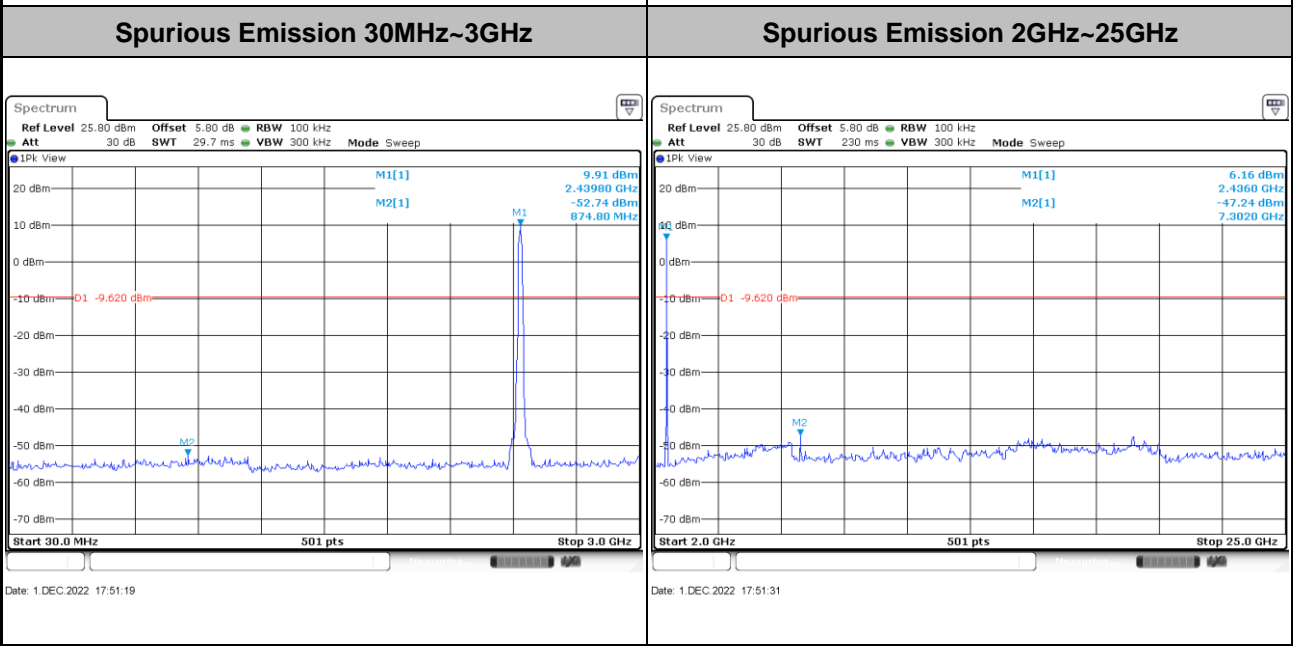
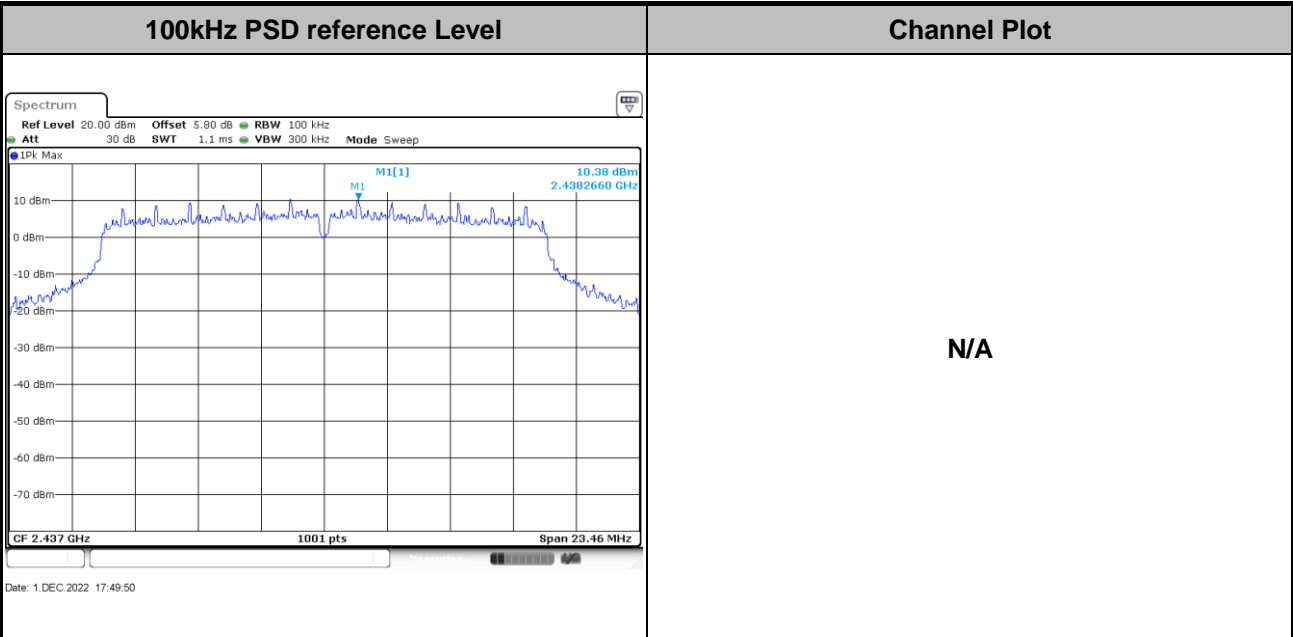


Test Mode : 802.11g Test Channel : 01



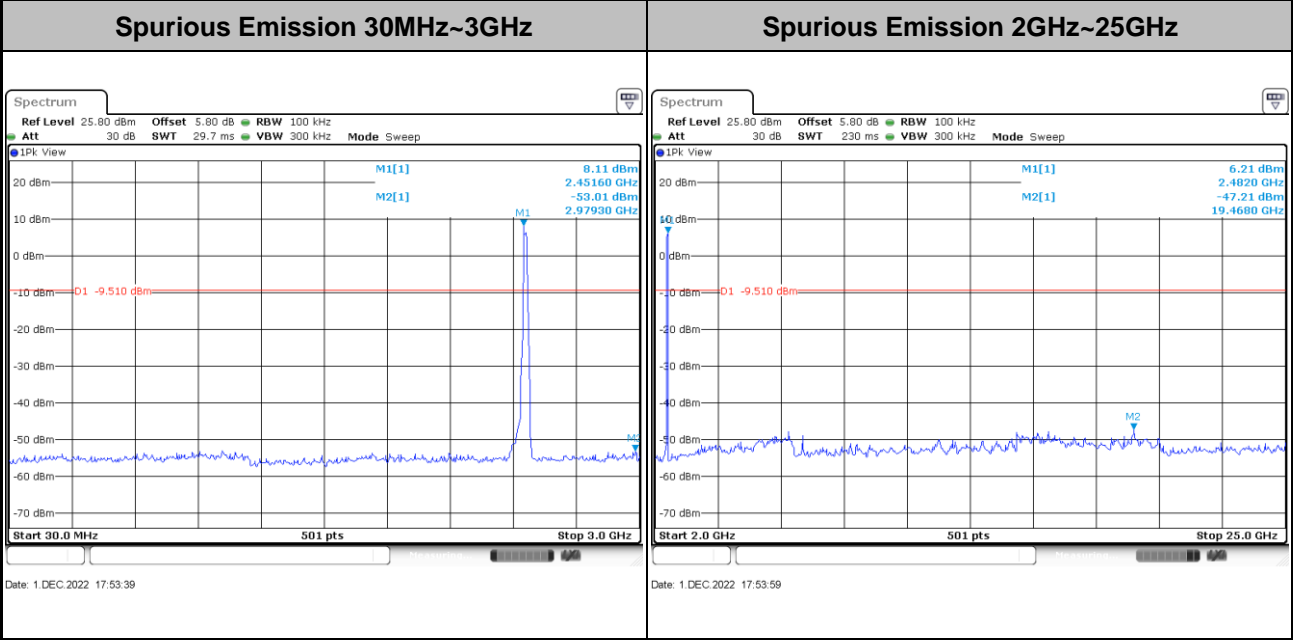
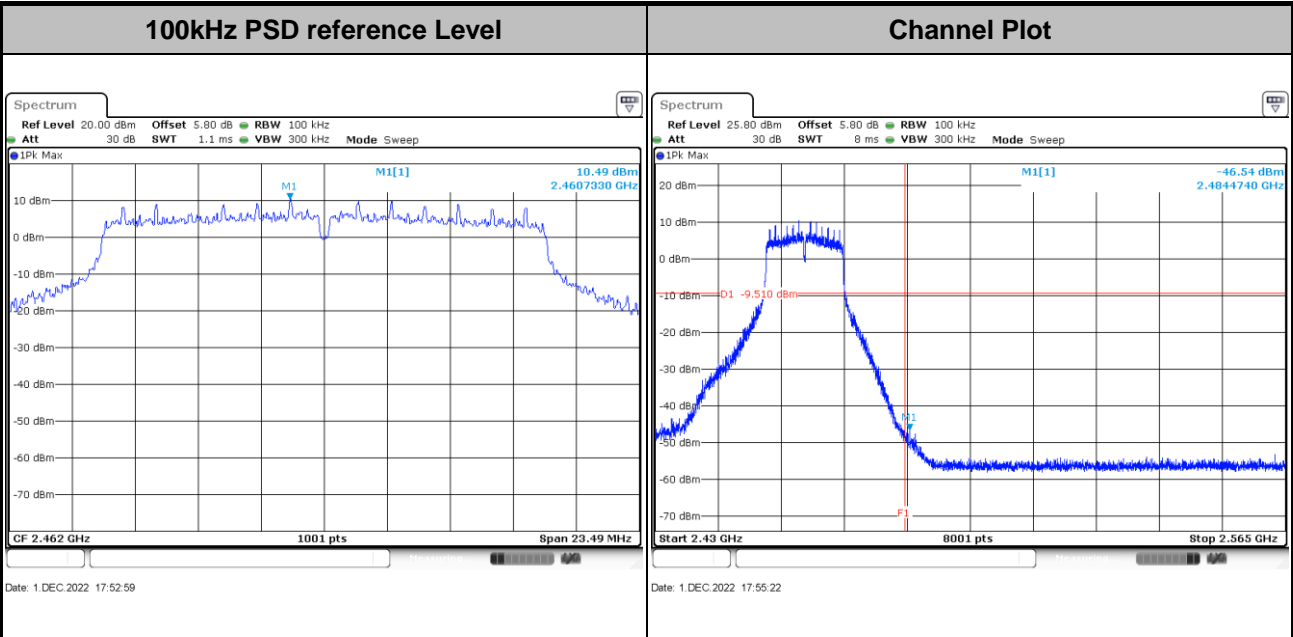


Test Mode :	802.11g	Test Channel :	06
-------------	---------	----------------	----



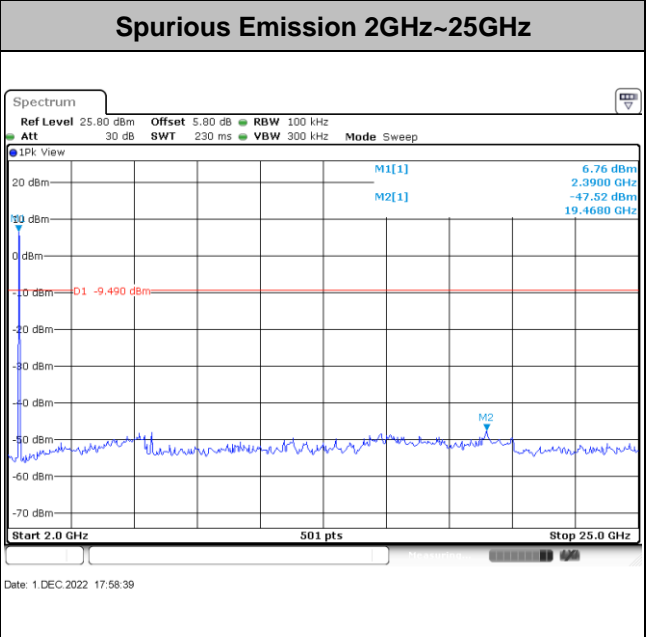
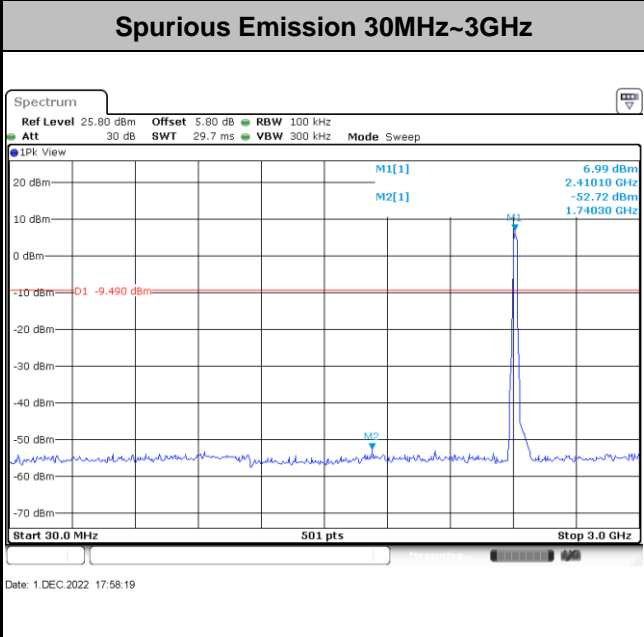
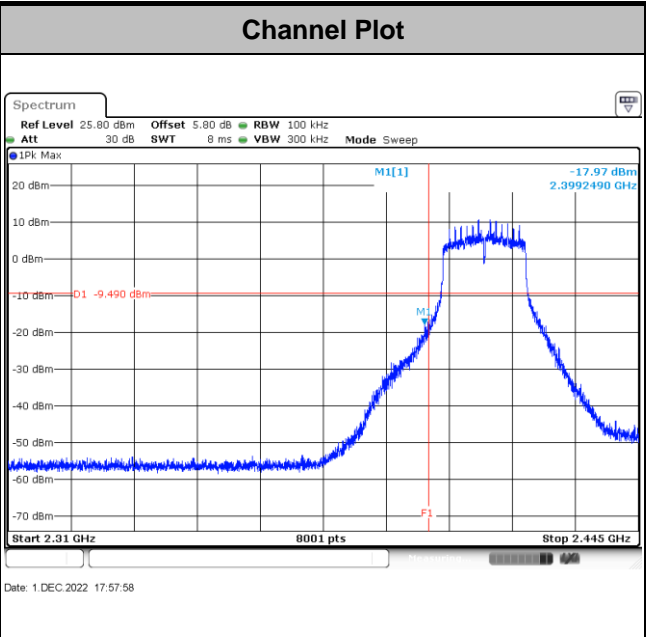
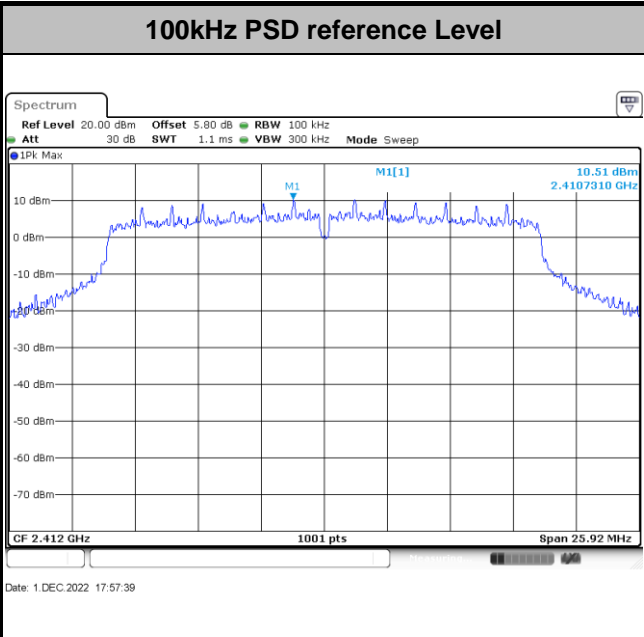


Test Mode : 802.11g      Test Channel : 11



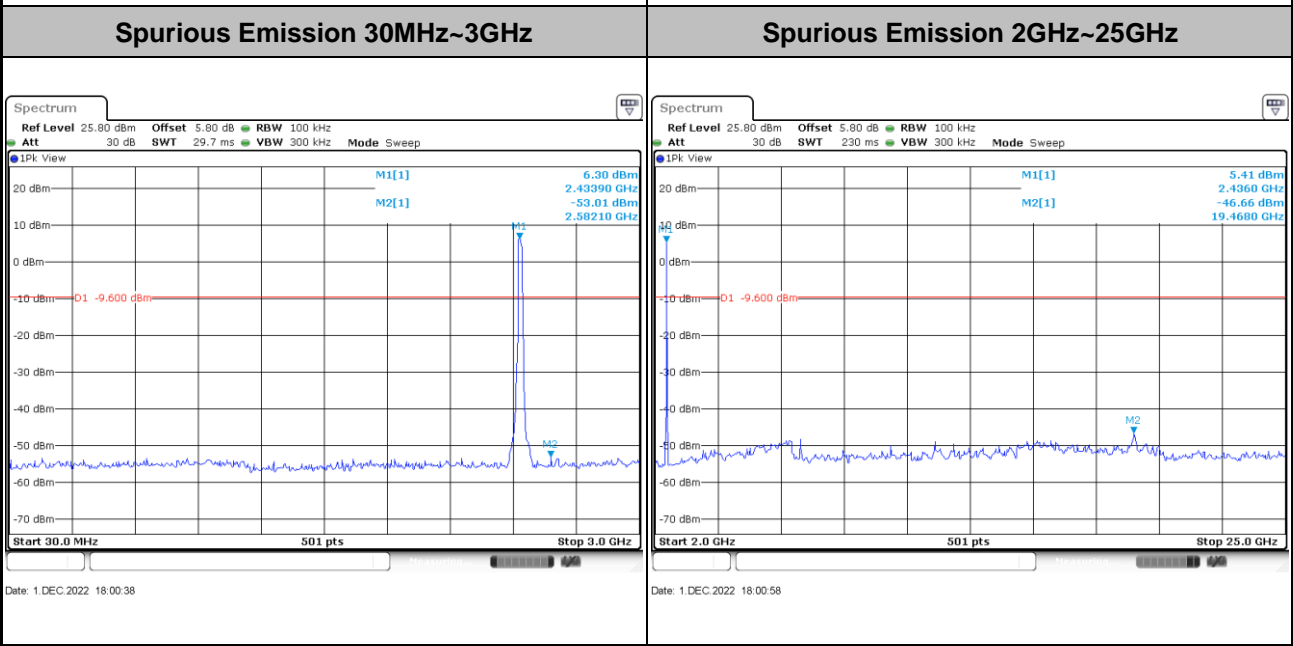
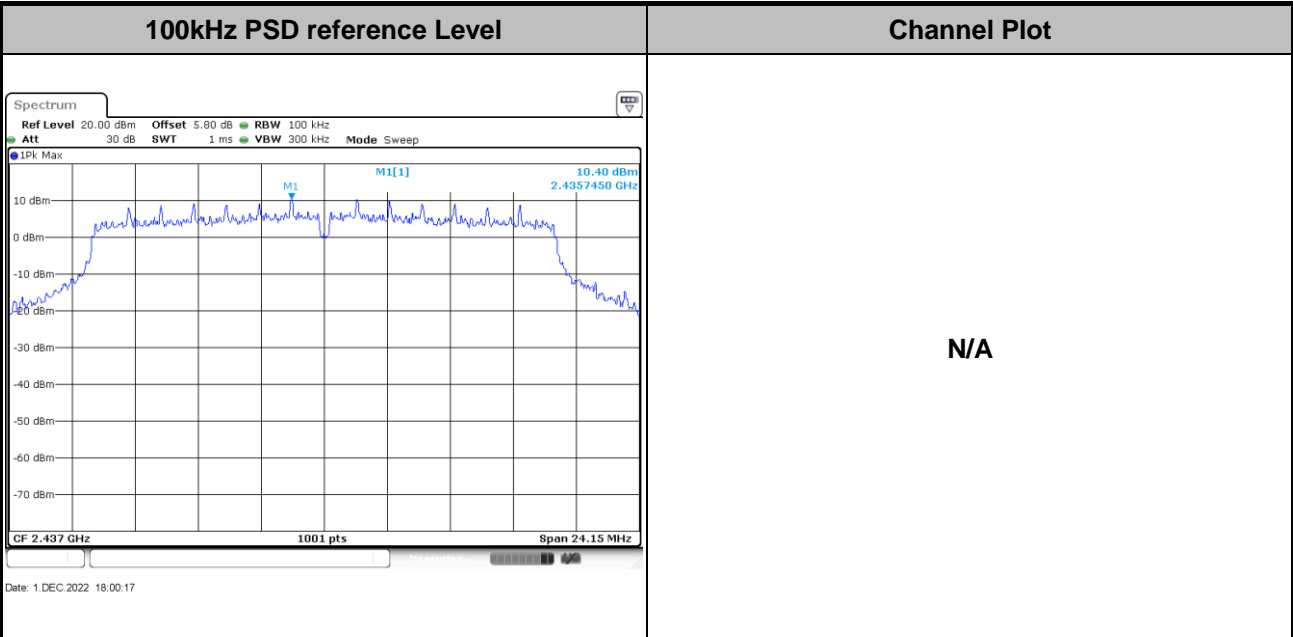


Test Mode : 802.11n HT20 Test Channel : 01





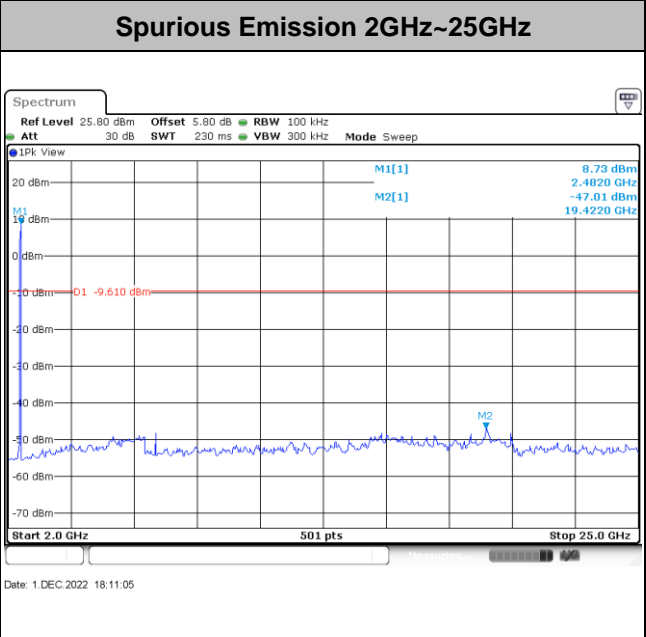
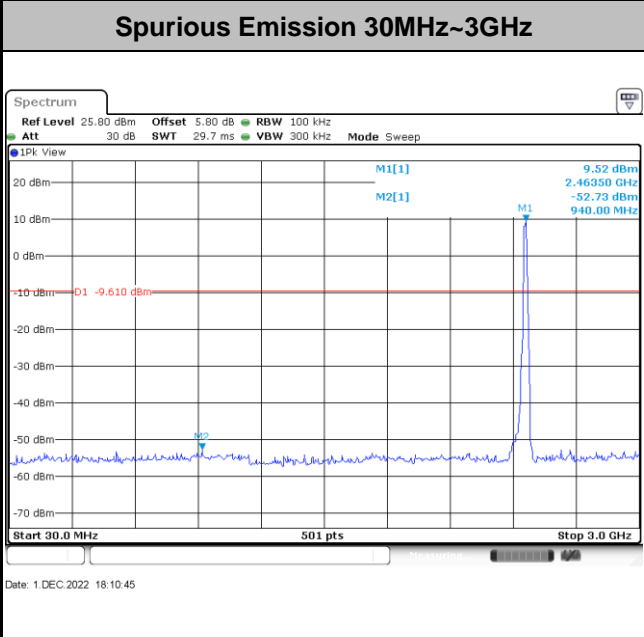
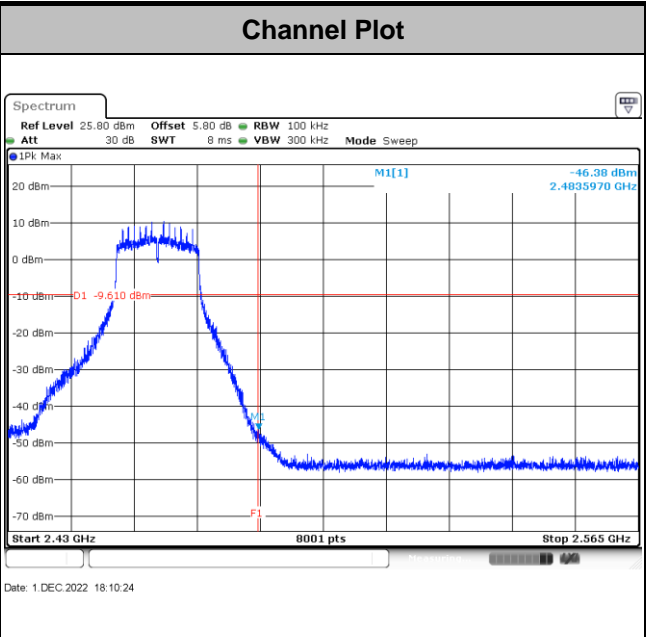
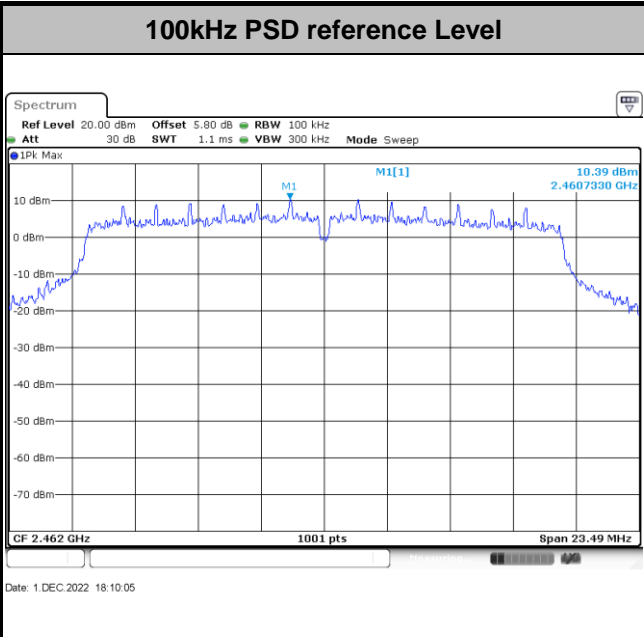
Test Mode :	802.11n HT20	Test Channel :	06
-------------	--------------	----------------	----





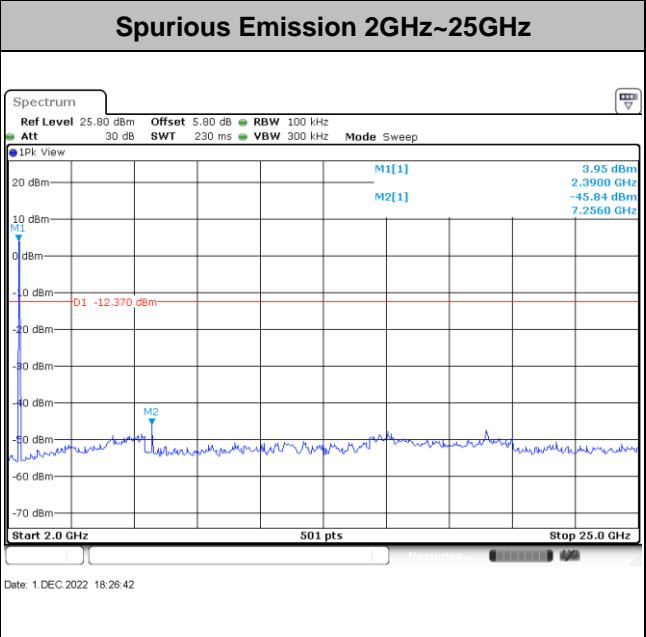
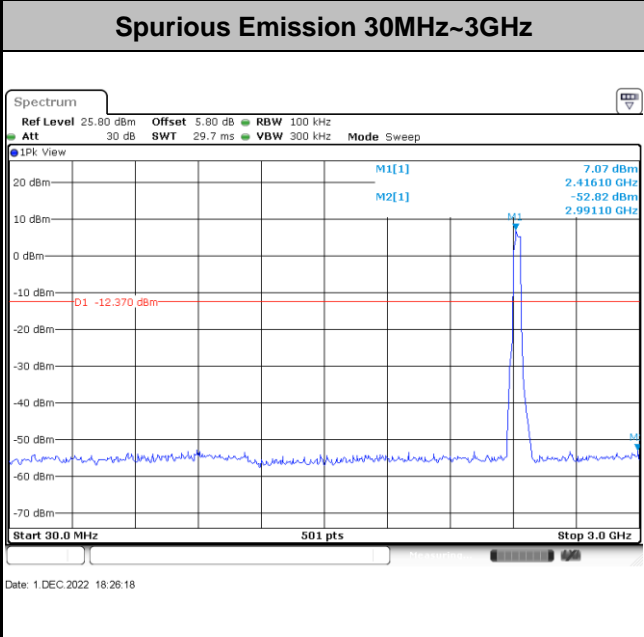
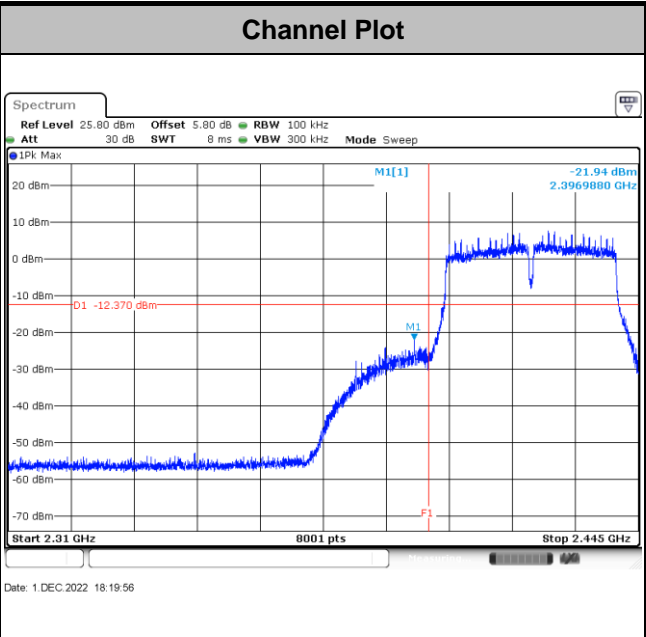
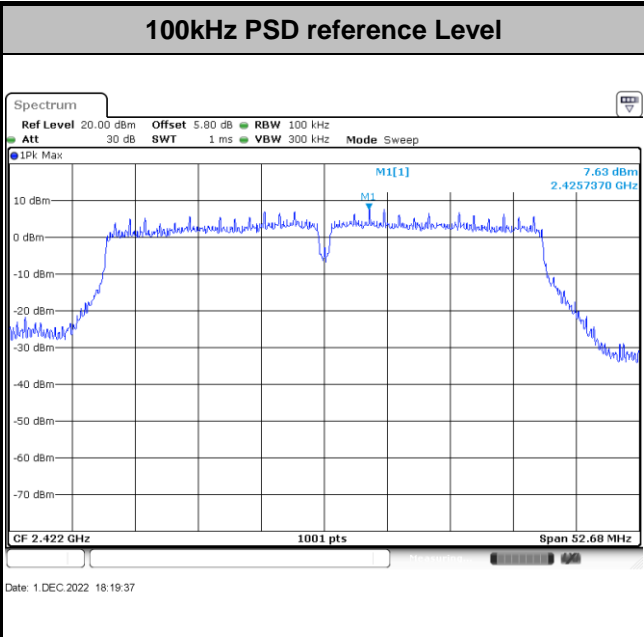


Test Mode : 802.11n HT20 Test Channel : 11



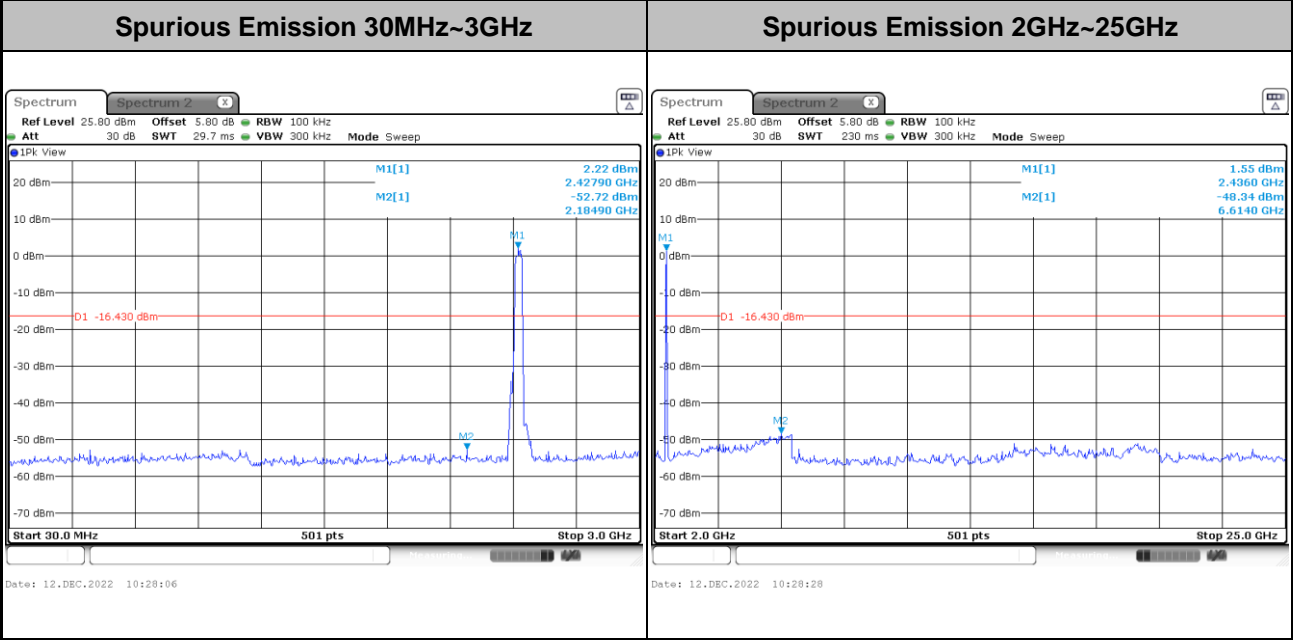
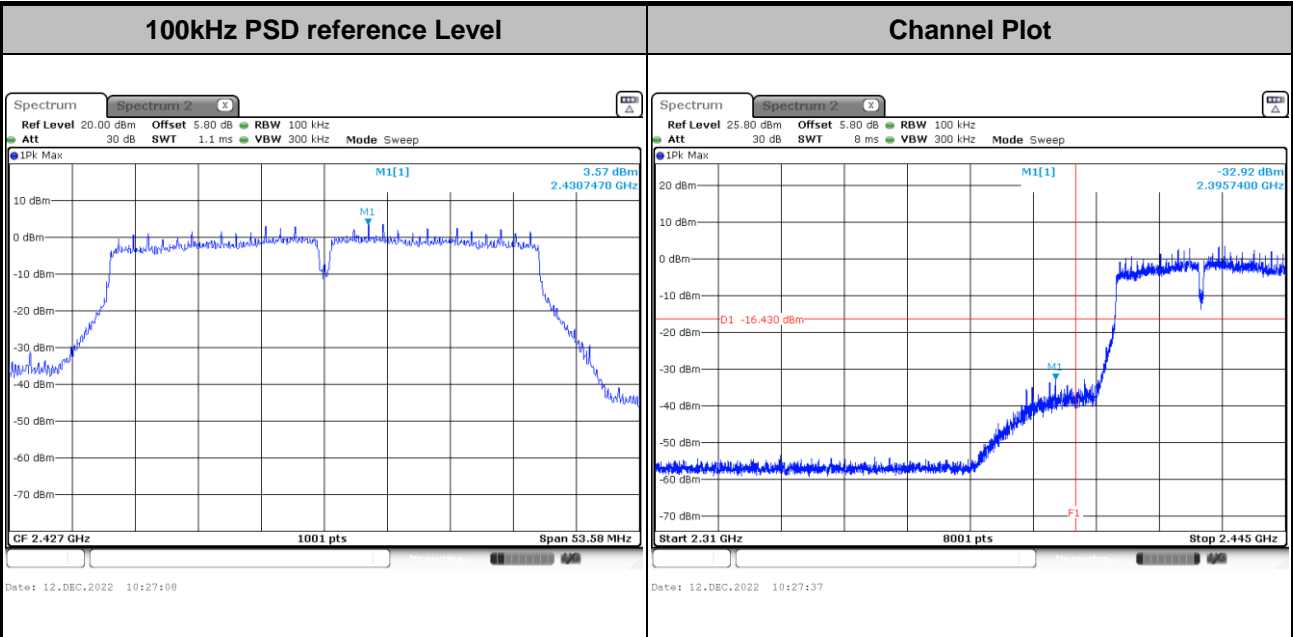


Test Mode : 802.11n HT40      Test Channel : 03



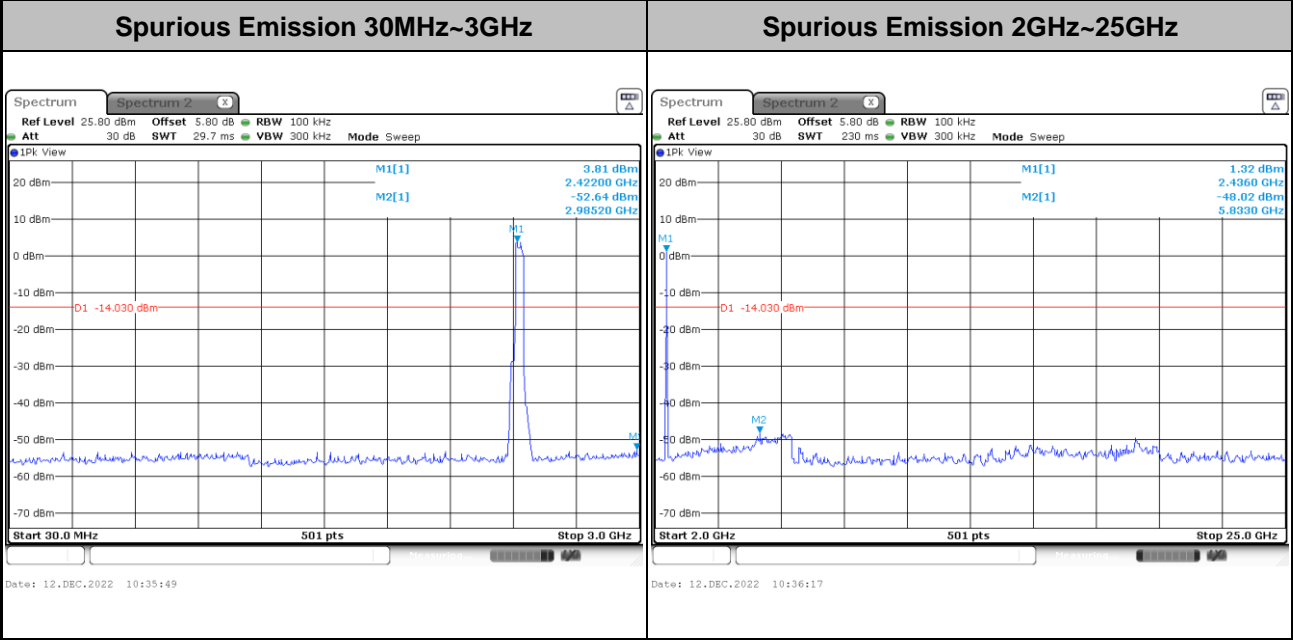
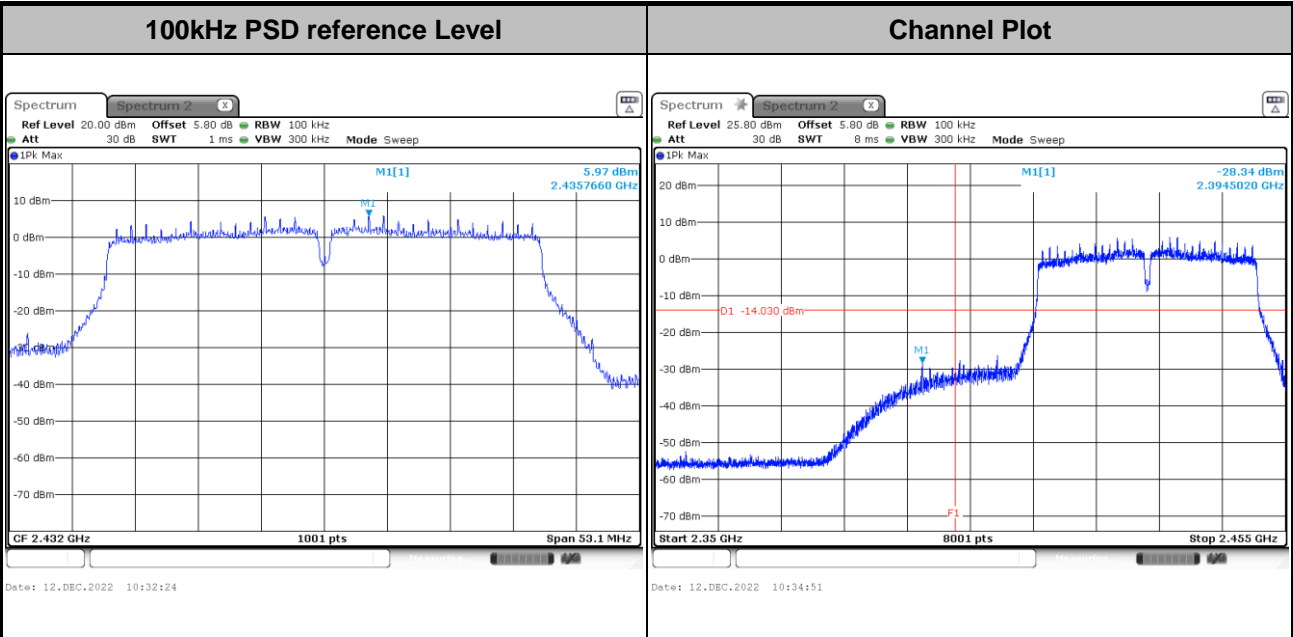


Test Mode : 802.11n HT40      Test Channel : 04



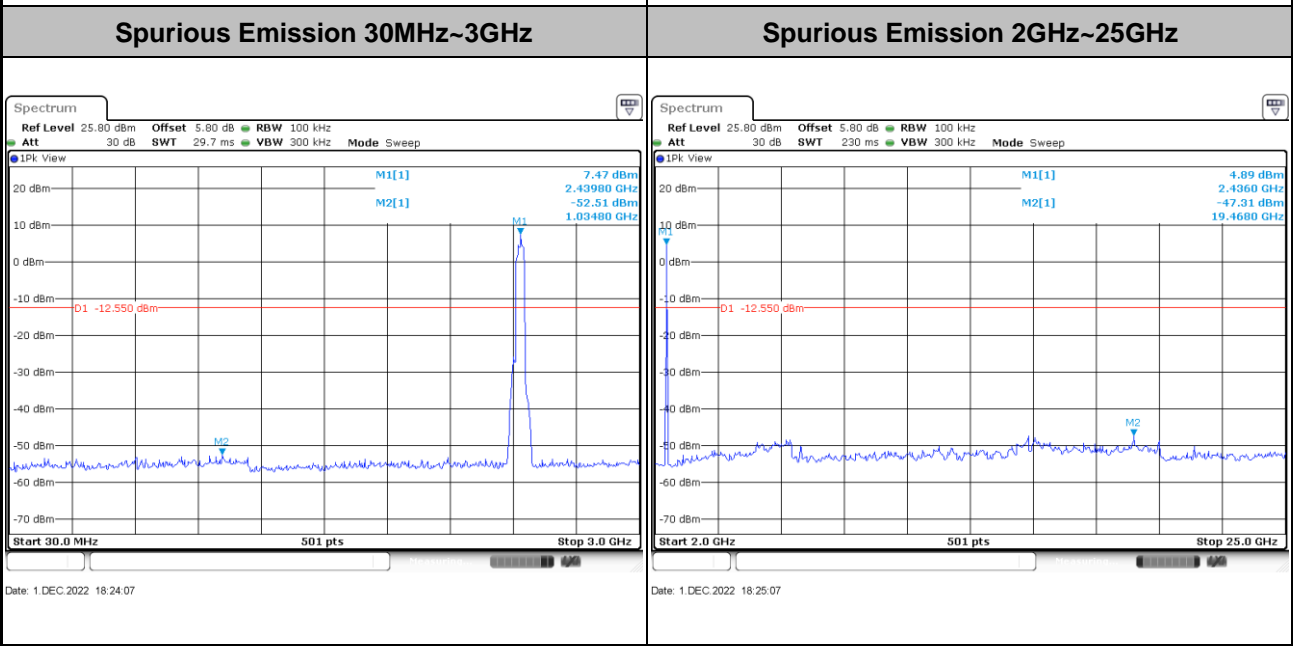
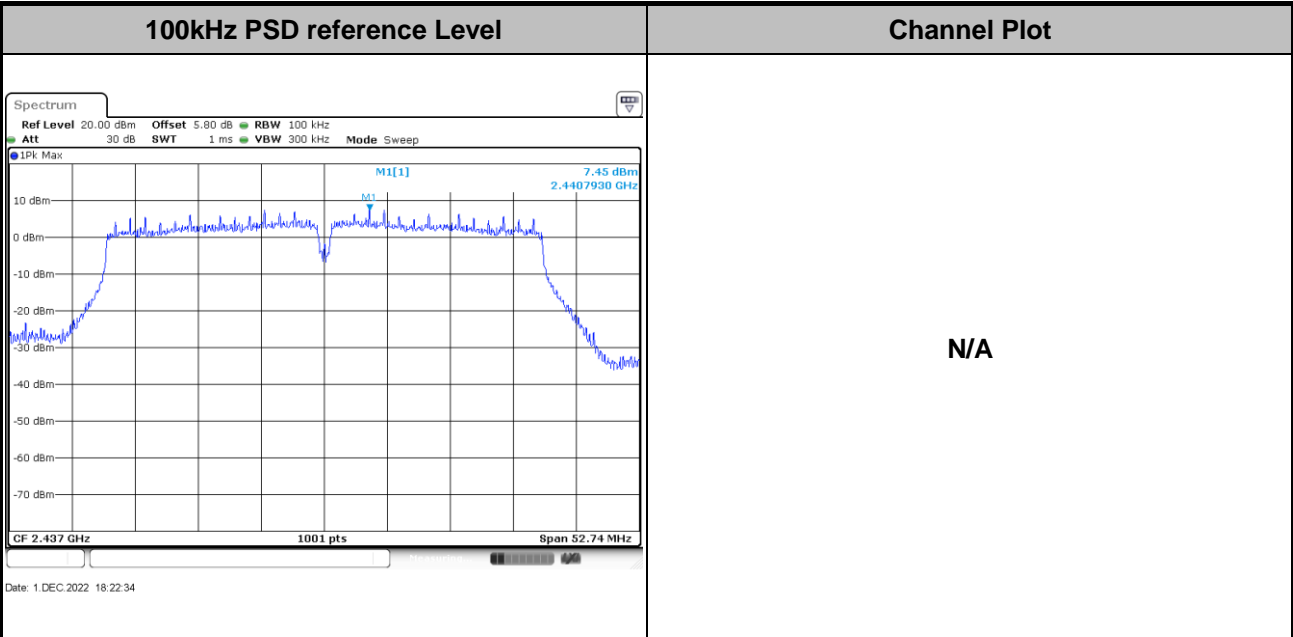


Test Mode : 802.11n HT40      Test Channel : 05



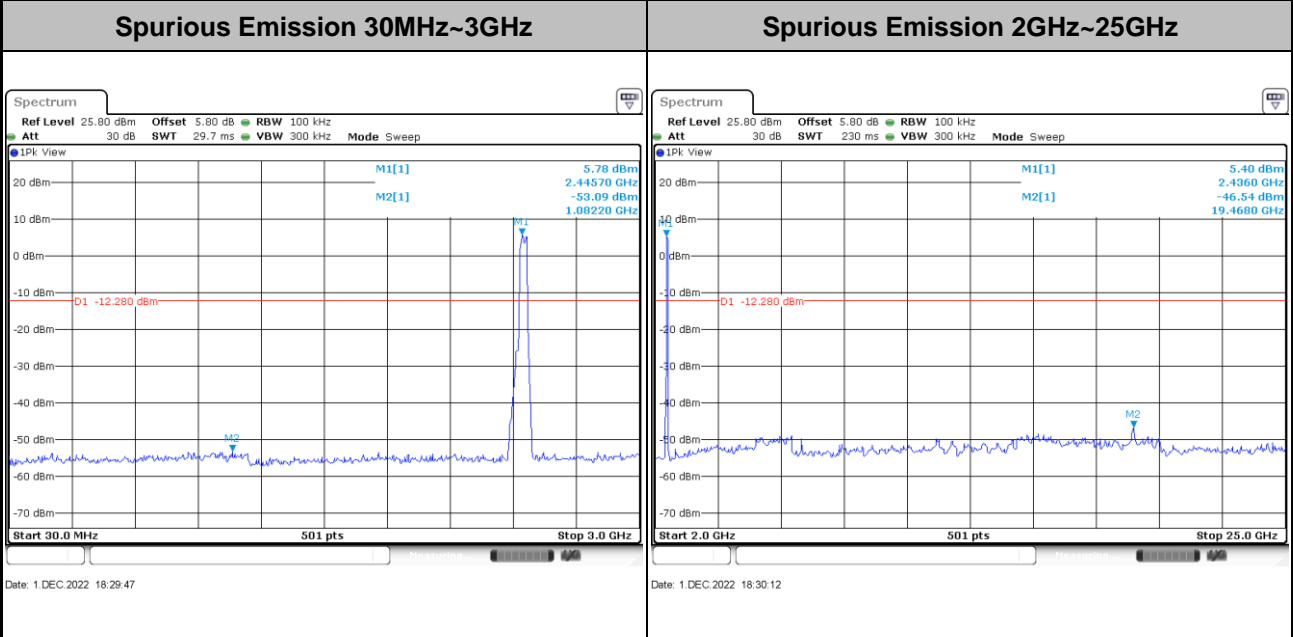
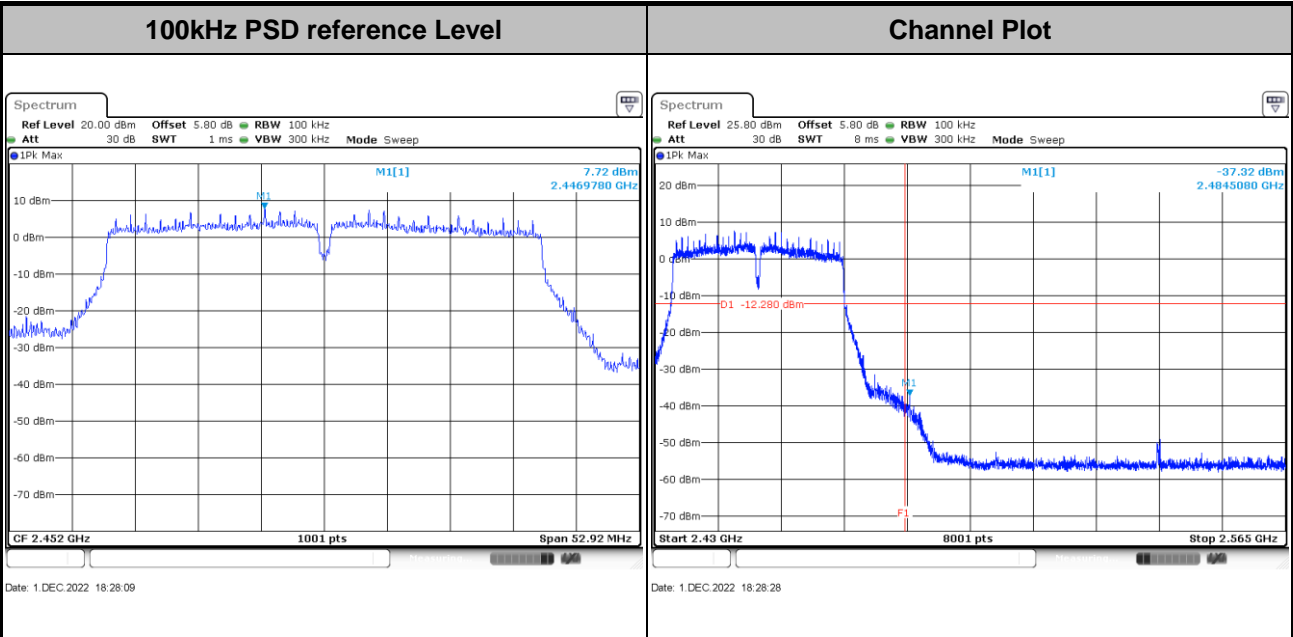


Test Mode :	802.11n HT40	Test Channel :	06
-------------	--------------	----------------	----





Test Mode : 802.11n HT40      Test Channel : 09





### 3.5 Radiated Band Edges and Spurious Emission Measurement

#### 3.5.1 Limit of Radiated band edge and Spurious Emission Measurement

In any 100 kHz bandwidth outside the intentional radiator frequency band, all harmonics/spurious must be at least 20 dB below the highest emission level within the authorized band. If the output power of this device was measured by spectrum analyzer, the attenuation under this paragraph shall be 30 dB instead of 20 dB. In addition, radiated emissions which fall in the restricted bands must also comply with the limits as below.

Frequency (MHz)	Field Strength (microvolts/meter)	Measurement Distance (meters)
0.009 – 0.490	2400/F(kHz)	300
0.490 – 1.705	24000/F(kHz)	30
1.705 – 30.0	30	30
30 – 88	100	3
88 – 216	150	3
216 - 960	200	3
Above 960	500	3

#### 3.5.2 Measuring Instruments

The measuring equipment is listed in the section 4 of this test report.



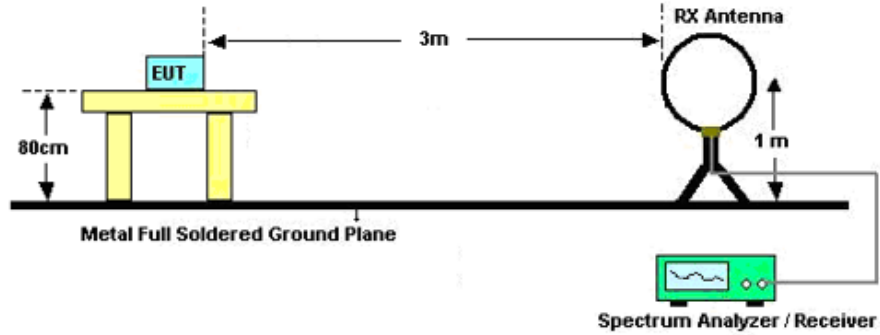
### 3.5.3 Test Procedures

1. The testing follows ANSI C63.10-2013 clause 11.11 & 11.12
2. The EUT was arranged to its worst case and then tune the antenna tower (from 1 m to 4 m) and turntable (from 0 degree to 360 degrees) to find the maximum reading. A pre-amp and a high pass filter are used for the test in order to get better signal level.
3. The EUT was placed on a turntable with 0.8 meter for frequency below 1GHz and 1.5 meter for frequency above 1GHz respectively above ground.
4. The EUT was set 3 meters from the interference receiving antenna, which was mounted on the top of a variable height antenna tower.
5. Corrected Reading: Antenna Factor + Cable Loss + Read Level - Preamp Factor = Level
6. For testing below 1GHz, if the emission level of the EUT in peak mode was 3 dB lower than the limit specified, then peak values of EUT will be reported, otherwise, the emissions will be repeated one by one using the CISPR quasi-peak method and reported.
7. For testing above 1GHz, the emission level of the EUT in peak mode was 20dB lower than peak limit (that means the emission level in average mode also complies with the limit in average mode), then peak values of EUT will be reported, otherwise, the emissions will be measured in average mode again and reported.
8. Use the following spectrum analyzer settings:
  - (1) Span shall wide enough to fully capture the emission being measured;
  - (2) Set RBW=100 kHz for  $f < 1$  GHz; VBW  $\geq$  RBW; Sweep = auto; Detector function = peak; Trace = max hold;
  - (3) Set RBW = 1 MHz, VBW= 3MHz for  $f \geq 1$  GHz for peak measurement.  
For average measurement:
    - VBW = 10 Hz, when duty cycle is no less than 98 percent.
    - VBW  $\geq 1/T$ , when duty cycle is less than 98 percent where T is the minimum transmission duration over which the transmitter is on and is transmitting at its maximum power control level for the tested mode of operation.

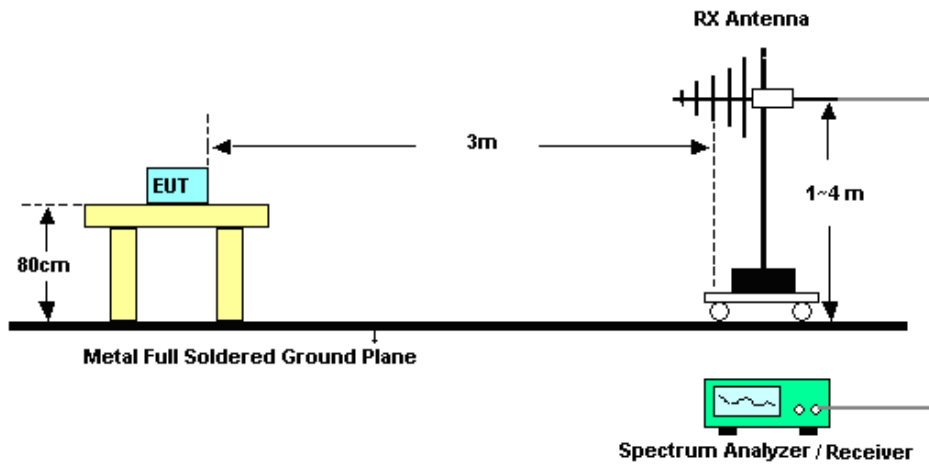


### 3.5.4 Test Setup

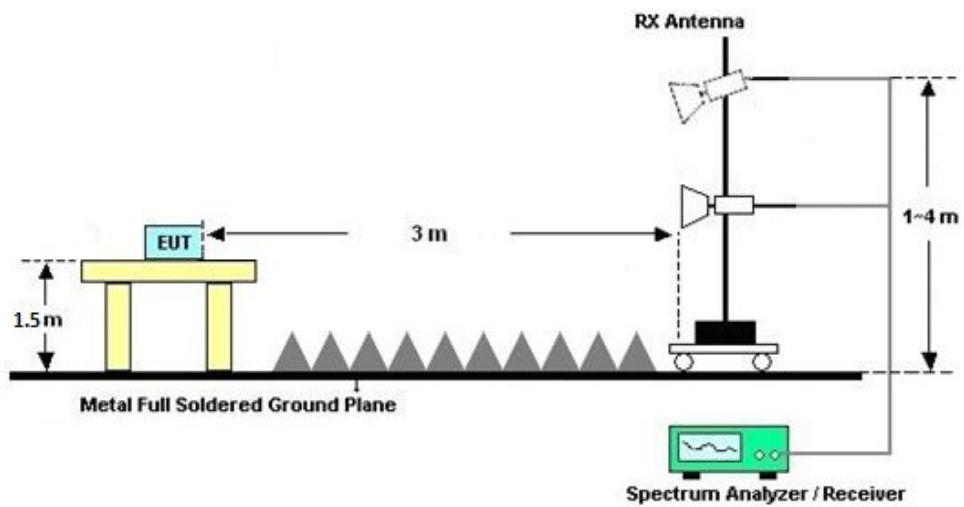
For radiated emissions below 30MHz



For radiated emissions from 30MHz to 1GHz



For radiated emissions above 1GHz





### **3.5.5 Test Results of Radiated Spurious Emissions (9kHz ~ 30MHz)**

The low frequency, which started from 9 kHz to 30MHz, was pre-scanned and the result which was 20dB lower than the limit line was not reported.

There is a comparison data of both open-field test site and semi-Anechoic chamber, and the result came out very similar.

### **3.5.6 Test Result of Radiated Spurious at Band Edges**

Please refer to Appendix C.

### **3.5.7 Duty Cycle**

Please refer to Appendix D.

### **3.5.8 Test Result of Radiated Spurious Emission (30MHz ~ 10th Harmonic or 40GHz, whichever is lower)**

Please refer to Appendix C.

### 3.6 AC Conducted Emission Measurement

#### 3.6.1 Limit of AC Conducted Emission

For equipment that is designed to be connected to the public utility (AC) power line, the radio frequency voltage that is conducted back onto the AC power line on any frequency or frequencies within the band 150 kHz to 30 MHz shall not exceed the limits in the following table.

Frequency of Emission (MHz)	Conducted Limit (dB $\mu$ V)	
	Quasi-Peak	Average
0.15-0.5	66 to 56*	56 to 46*
0.5-5	56	46
5-30	60	50

\*Decreases with the logarithm of the frequency.

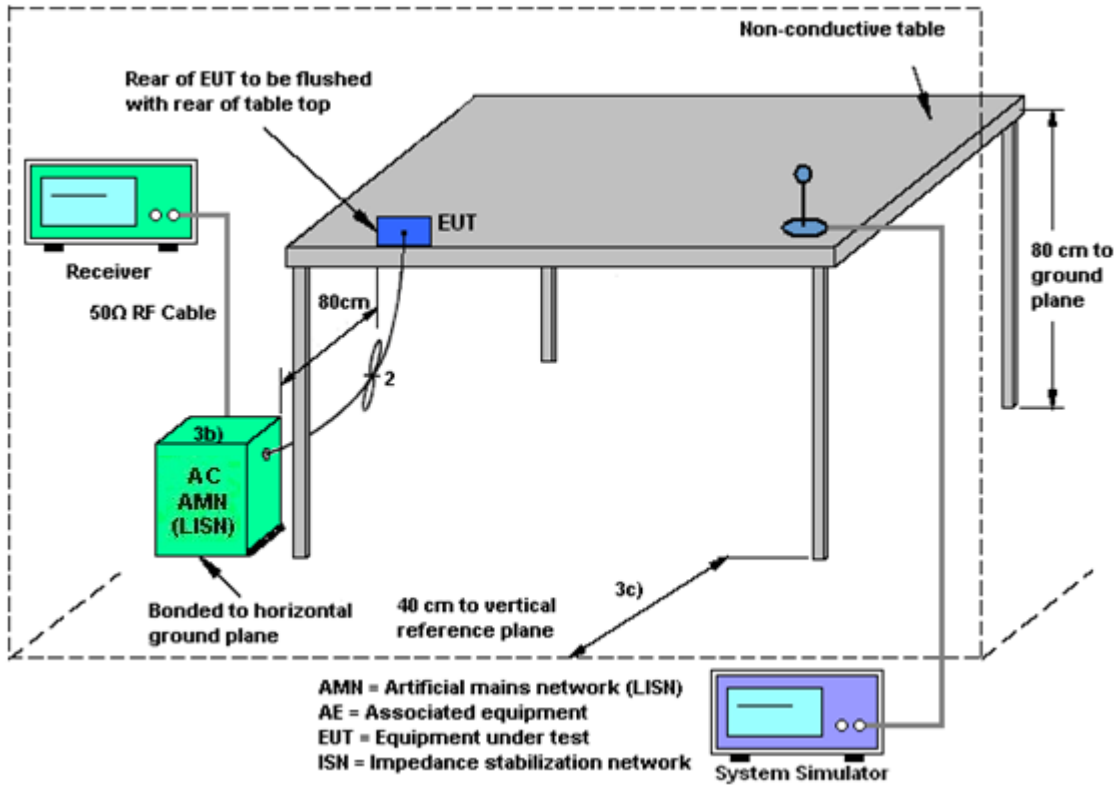
#### 3.6.2 Measuring Instruments

The measuring equipment is listed in the section 4 of this test report.

#### 3.6.3 Test Procedures

1. The EUT was placed 0.4 meter from the conducting wall of the shielding room, and it was kept at least 80 centimeters from any other grounded conducting surface.
2. Connect EUT to the power mains through a line impedance stabilization network (LISN).
3. All the support units are connecting to the other LISN.
4. The LISN provides 50 ohm coupling impedance for the measuring instrument.
5. The FCC states that a 50 ohm, 50 microhenry LISN should be used.
6. Both sides of AC line were checked for maximum conducted interference.
7. The frequency range from 150 kHz to 30 MHz was searched.
8. Set the test-receiver system to Peak Detect Function and specified bandwidth (IF bandwidth = 9kHz) with Maximum Hold Mode.

### 3.6.4 Test Setup



### 3.6.5 Test Result of AC Conducted Emission

Please refer to Appendix B.



## **3.7 Antenna Requirements**

### **3.7.1 Standard Applicable**

If directional gain of transmitting Antennas is greater than 6dBi, the power shall be reduced by the same level in dB comparing to gain minus 6dBi. The use of a permanently attached Antenna or of an Antenna that uses a unique coupling to the intentional radiator shall be considered sufficient to comply with the rule.

### **3.7.2 Antenna Anti-Replacement Construction**

An embedded-in antenna design is used.

### **3.7.3 Antenna Gain**

The antenna peak gain of EUT is less than 6 dBi. Therefore, it is not necessary to reduce maximum peak output power limit.



## 4 List of Measuring Equipment

Instrument	Manufacturer	Model No.	Serial No.	Characteristics	Calibration Date	Test Date	Due Date	Remark
Spectrum Analyzer	R&S	FSV40	101040	10Hz~40GHz	Oct. 12, 2022	Dec. 01, 2022~ Dec. 12, 2022	Oct. 11, 2023	Conducted (TH01-KS)
Pulse Power Sensor	Anritsu	MA2411B	0917070	300MHz~40GHz	Jan. 05, 2022	Dec. 01, 2022~ Dec. 12, 2022	Jan. 04, 2023	Conducted (TH01-KS)
Power Meter	Anritsu	ML2495A	1005002	50MHz Bandwidth	Jan. 05, 2022	Dec. 01, 2022~ Dec. 12, 2022	Jan. 04, 2023	Conducted (TH01-KS)
EMI Test Receiver	Keysight	N9038A	MY572901 51	3Hz~8.5GHz;Max x 30dBm	Jul. 11, 2022	Dec. 19, 2022	Jul. 10, 2023	Radiation (03CH08-KS)
Spectrum Analyzer	R&S	FSV40	101932	10kHz~40GHz;Max x 30dBm	Oct. 12, 2022	Dec. 19, 2022	Oct. 11, 2023	Radiation (03CH08-KS)
Loop Antenna	R&S	HFH2-Z2	100321	9kHz~30MHz	Oct. 16, 2022	Dec. 19, 2022	Oct. 15, 2023	Radiation (03CH08-KS)
Bilog Antenna	TESEQ& VGT	CBL 61110	59915	30MHz-1GHz	Aug. 26, 2022	Dec. 19, 2022	Aug. 25, 2023	Radiation (03CH08-KS)
Double Ridge Horn Antenna	ETS-Lindgren	3117	00240138	1GHz~18GHz	Jul. 08, 2022	Dec. 19, 2022	Jul. 07, 2023	Radiation (03CH08-KS)
high gain Amplifier	EM	EM01G18GA	060845	1Ghz-18Ghz	Jan. 05, 2022	Dec. 19, 2022	Jan. 04, 2023	Radiation (03CH08-KS)
SHF-EHF Horn	Com-power	AH-840	101070	18GHz~40GHz	Jan. 05, 2022	Dec. 19, 2022	Jan. 04, 2023	Radiation (03CH08-KS)
Amplifier	SONOMA	310N	413741	9KHz-1GHz	Jan. 05, 2022	Dec. 19, 2022	Jan. 04, 2023	Radiation (03CH08-KS)
Amplifier	EM	EM01G18GA	060834	1Ghz-18Ghz	Jan. 05, 2022	Dec. 19, 2022	Jan. 04, 2023	Radiation (03CH08-KS)
Amplifier	MITEQ	EM18G40GG A	060728	18~40GHz	Jan. 05, 2022	Dec. 19, 2022	Jan. 04, 2023	Radiation (03CH08-KS)
AC Power Source	Chroma	61601	616010002 473	N/A	NCR	Dec. 19, 2022	NCR	Radiation (03CH08-KS)
Turn Table	EM	EM 1000-T	N/A	0~360 degree	NCR	Dec. 19, 2022	NCR	Radiation (03CH08-KS)
Antenna Mast	EM	EM 1000-A	N/A	1 m~4 m	NCR	Dec. 19, 2022	NCR	Radiation (03CH08-KS)
EMI Receiver	R&S	ESCI7	100768	9kHz~7GHz;	May 24, 2022	Dec. 17, 2022	May 23, 2023	Conduction (CO01-KS)
AC LISN (for auxiliary equipment)	MessTec	AN3016	060103	9kHz~30MHz	Oct. 13, 2022	Dec. 17, 2022	Oct. 12, 2023	Conduction (CO01-KS)
AC LISN	MessTec	AN3016	060105	9kHz~30MHz	May 24, 2022	Dec. 17, 2022	May 23, 2023	Conduction (CO01-KS)
AC Power Source	Chroma	61602	ABP00000 0811	AC 0V~300V, 45Hz~1000Hz	Oct. 12, 2022	Dec. 17, 2022	Oct. 11, 2023	Conduction (CO01-KS)

NCR: No Calibration Required



## 5 Uncertainty of Evaluation

The measurement uncertainties shown below were calculated in accordance with the requirements of ANSI 63.10-2013. All the measurement uncertainty value were shown with a coverage K=2 to indicate 95% level of confidence. The measurement data show herein meets or exceeds the CISPR measurement uncertainty values specified in CISPR 16-4-2 and can be compared directly to specified limit to determine compliance.

### Uncertainty of Conducted Measurement

Test Item	Uncertainty
Conducted Power	±0.46 dB
Conducted Emissions	±0.48 dB
Occupied Channel Bandwidth	±0.1 %
Conducted Power Spectral Density	±0.40 dB

### Uncertainty of Conducted Emission Measurement (150 kHz ~ 30 MHz)

Measuring Uncertainty for a Level of Confidence of 95% (U = 2Uc(y))	2.78dB
---	--------

### Uncertainty of Radiated Emission Measurement (30 MHz ~ 1000 MHz)

Measuring Uncertainty for a Level of Confidence of 95% (U = 2Uc(y))	5.0dB
---	-------

### Uncertainty of Radiated Emission Measurement (1000 MHz ~ 18000 MHz)

Measuring Uncertainty for a Level of Confidence of 95% (U = 2Uc(y))	5.0dB
---	-------

### Uncertainty of Radiated Emission Measurement (18000 MHz ~ 40000 MHz)

Measuring Uncertainty for a Level of Confidence of 95% (U = 2Uc(y))	5.0dB
---	-------

----- THE END -----



## **Appendix A. Conducted Test Results**



**A1 - DTS Part**

Test Engineer:	albert shi	Temperature:	21~25	°C
Test Date:	2022/12/1~2022/12/12	Relative Humidity:	51~54	%

**TEST RESULTS DATA**  
**6dB and 99% Occupied Bandwidth**

2.4GHz Band								
Mod.	Data Rate	N <sub>TX</sub>	CH.	Freq. (MHz)	99% Occupied BW (MHz)	6dB BW (MHz)	6dB BW Limit (MHz)	Pass/Fail
11b	1Mbps	1	1	2412	13.74	9.02	0.50	Pass
11b	1Mbps	1	6	2437	13.69	9.04	0.50	Pass
11b	1Mbps	1	11	2462	13.69	9.02	0.50	Pass
11g	6Mbps	1	1	2412	16.88	15.92	0.50	Pass
11g	6Mbps	1	6	2437	16.78	15.64	0.50	Pass
11g	6Mbps	1	11	2462	16.83	15.66	0.50	Pass
HT20	MCS0	1	1	2412	17.98	17.28	0.50	Pass
HT20	MCS0	1	6	2437	17.88	16.10	0.50	Pass
HT20	MCS0	1	11	2462	17.98	15.66	0.50	Pass
HT40	MCS0	1	3	2422	36.46	35.12	0.50	Pass
HT40	MCS0	1	4	2427	36.46	35.72	0.50	Pass
HT40	MCS0	1	5	2432	36.46	35.40	0.50	Pass
HT40	MCS0	1	6	2437	36.36	35.16	0.50	Pass
HT40	MCS0	1	9	2452	36.46	35.28	0.50	Pass

**TEST RESULTS DATA**  
**Peak Power Table**

2.4GHz Band										
Mod.	Data Rate	N <sub>TX</sub>	CH.	Freq. (MHz)	Peak Conducted Power (dBm)	Conducted Power Limit (dBm)	DG (dBi)	EIRP Power (dBm)	EIRP Power Limit (dBm)	Pass /Fail
11b	1Mbps	1	1	2412	23.17	30.00	-4.34	18.83	36.00	Pass
11b	1Mbps	1	6	2437	22.88	30.00	-4.34	18.54	36.00	Pass
11b	1Mbps	1	11	2462	23.21	30.00	-4.34	18.87	36.00	Pass
11g	6Mbps	1	1	2412	25.21	30.00	-4.34	20.87	36.00	Pass
11g	6Mbps	1	6	2437	25.66	30.00	-4.34	21.32	36.00	Pass
11g	6Mbps	1	11	2462	25.64	30.00	-4.34	21.30	36.00	Pass
HT20	MCS0	1	1	2412	23.75	30.00	-4.34	19.41	36.00	Pass
HT20	MCS0	1	6	2437	25.53	30.00	-4.34	21.19	36.00	Pass
HT20	MCS0	1	11	2462	25.62	30.00	-4.34	21.28	36.00	Pass
HT40	MCS0	1	3	2422	23.43	30.00	-4.34	19.09	36.00	Pass
HT40	MCS0	1	4	2427	23.42	30.00	-4.34	19.08	36.00	Pass
HT40	MCS0	1	5	2432	25.81	30.00	-4.34	21.47	36.00	Pass
HT40	MCS0	1	6	2437	27.22	30.00	-4.34	22.88	36.00	Pass
HT40	MCS0	1	9	2452	27.44	30.00	-4.34	23.10	36.00	Pass

**TEST RESULTS DATA**  
**Average Power Table**  
**(Reporting Only)**

2.4GHz Band						
Mod.	Data Rate	N <sub>TX</sub>	CH.	Freq. (MHz)	Duty Factor (dB)	Average Conducted Power (dBm)
11b	1Mbps	1	1	2412	0.00	20.62
11b	1Mbps	1	6	2437	0.00	20.56
11b	1Mbps	1	11	2462	0.00	20.73
11g	6Mbps	1	1	2412	0.06	20.28
11g	6Mbps	1	6	2437	0.06	20.92
11g	6Mbps	1	11	2462	0.06	20.72
HT20	MCS0	1	1	2412	0.10	18.94
HT20	MCS0	1	6	2437	0.10	20.68
HT20	MCS0	1	11	2462	0.10	20.66
HT40	MCS0	1	3	2422	0.23	16.96
HT40	MCS0	1	4	2427	0.23	16.94
HT40	MCS0	1	5	2432	0.23	19.59
HT40	MCS0	1	6	2437	0.23	20.94
HT40	MCS0	1	9	2452	0.23	20.97

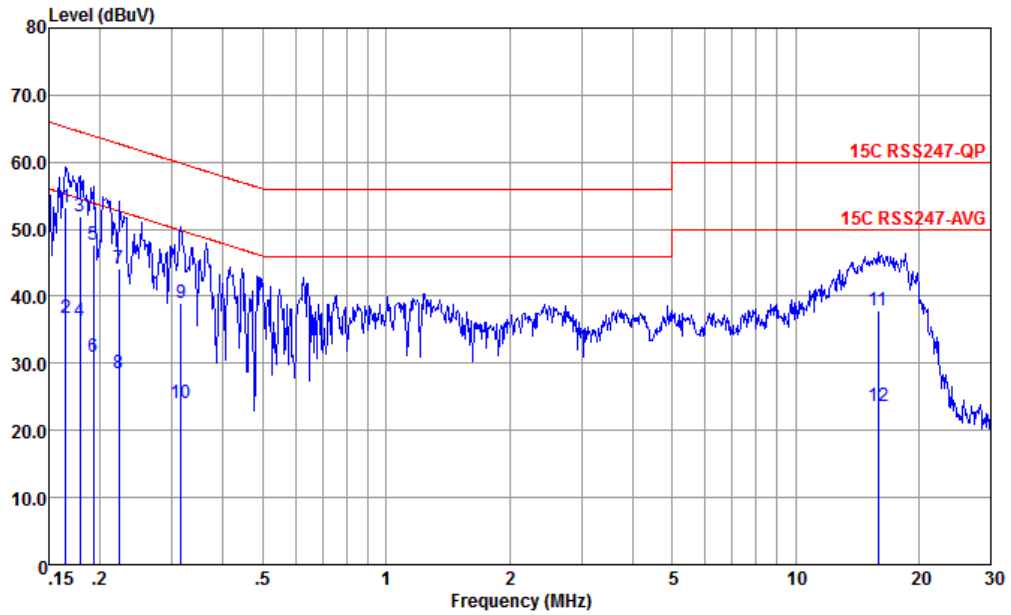
**TEST RESULTS DATA**  
**Peak Power Density**

2.4GHz Band								
Mod.	Data Rate	N <sub>TX</sub>	CH.	Freq. (MHz)	Peak PSD (dBm /3kHz)	DG (dBi)	Peak PSD Limit (dBm /3kHz)	Pass/Fail
11b	1Mbps	1	1	2412	-1.04	-4.34	8.00	Pass
11b	1Mbps	1	6	2437	-1.08	-4.34	8.00	Pass
11b	1Mbps	1	11	2462	-0.22	-4.34	8.00	Pass
11g	6Mbps	1	1	2412	-5.37	-4.34	8.00	Pass
11g	6Mbps	1	6	2437	-4.77	-4.34	8.00	Pass
11g	6Mbps	1	11	2462	-4.31	-4.34	8.00	Pass
HT20	MCS0	1	1	2412	-5.73	-4.34	8.00	Pass
HT20	MCS0	1	6	2437	-4.69	-4.34	8.00	Pass
HT20	MCS0	1	11	2462	-3.98	-4.34	8.00	Pass
HT40	MCS0	1	3	2422	-10.46	-4.34	8.00	Pass
HT40	MCS0	1	4	2427	-10.17	-4.34	8.00	Pass
HT40	MCS0	1	5	2432	-8.60	-4.34	8.00	Pass
HT40	MCS0	1	6	2437	-5.66	-4.34	8.00	Pass
HT40	MCS0	1	9	2452	-6.66	-4.34	8.00	Pass



## Appendix B. AC Conducted Emission Test Results

Test Engineer :	Amos zhang	Temperature :	25.3~26.2°C
		Relative Humidity :	38~40%
Test Voltage :	120Vac / 60Hz	Phase :	Line
Remark :	All emissions not reported here are more than 10 dB below the prescribed limit.		

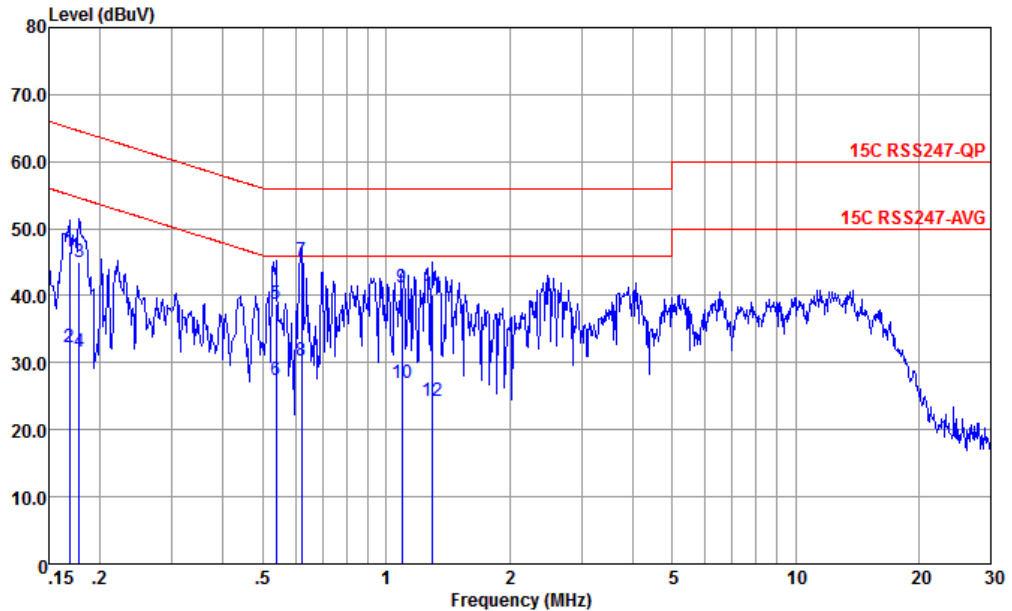


Site : CO01-KS  
 Condition : 15C RSS247-QP LISN-060105-LINE LINE

	Freq	Level	Over Limit	Limit Line	Read Level	LISN Factor	Cable Loss	Remark
	MHz	dBuV	dB	dBuV	dBuV	dB	dB	
1 *	0.165	53.28	-11.93	65.21	42.80	0.05	10.43	QP
2	0.165	36.68	-18.53	55.21	26.20	0.05	10.43	Average
3	0.179	51.96	-12.59	64.55	41.50	0.04	10.42	QP
4	0.179	36.26	-18.29	54.55	25.80	0.04	10.42	Average
5	0.192	47.65	-16.28	63.93	37.20	0.03	10.42	QP
6	0.192	31.05	-22.88	53.93	20.60	0.03	10.42	Average
7	0.222	44.03	-18.71	62.74	33.60	0.03	10.40	QP
8	0.222	28.63	-24.11	52.74	18.20	0.03	10.40	Average
9	0.315	38.99	-20.85	59.84	28.60	0.05	10.34	QP
10	0.315	23.99	-25.85	49.84	13.60	0.05	10.34	Average
11	15.885	37.82	-22.18	60.00	26.80	-0.23	11.25	QP
12	15.885	23.62	-26.38	50.00	12.60	-0.23	11.25	Average



Test Engineer :	Amos zhang	Temperature :	25.3~26.2°C
		Relative Humidity :	38~40%
Test Voltage :	120Vac / 60Hz	Phase :	Neutral
Remark :	All emissions not reported here are more than 10 dB below the prescribed limit.		



Site : CO01-KS  
 Condition : 15C RSS247-QP LISN-060105-NEUTRAL NEUTRAL

	Freq	Level	Over Limit	Limit Line	Read Level	LISN Factor	Cable Loss	Remark
	MHz	dBuV	dB	dBuV	dBuV	dB	dB	
1	0.169	46.48	-18.55	65.03	36.01	0.04	10.43	QP
2	0.169	32.36	-22.67	55.03	21.89	0.04	10.43	Average
3	0.178	44.97	-19.62	64.59	34.51	0.04	10.42	QP
4	0.178	31.67	-22.92	54.59	21.21	0.04	10.42	Average
5	0.538	38.72	-17.28	56.00	28.60	-0.08	10.20	QP
6	0.538	27.42	-18.58	46.00	17.30	-0.08	10.20	Average
7 *	0.621	45.29	-10.71	56.00	35.20	-0.09	10.18	QP
8	0.621	30.29	-15.71	46.00	20.20	-0.09	10.18	Average
9	1.094	41.19	-14.81	56.00	31.20	-0.11	10.10	QP
10	1.094	26.89	-19.11	46.00	16.90	-0.11	10.10	Average
11	1.296	40.18	-15.82	56.00	30.20	-0.11	10.09	QP
12	1.296	24.28	-21.72	46.00	14.30	-0.11	10.09	Average

Note:

- Level(dBμV) = Read Level(dBμV) + LISN Factor(dB) + Cable Loss(dB)
- Over Limit(dB) = Level(dBμV) – Limit Line(dBμV)



### Appendix C. Radiated Spurious Emission Test Data

Test Engineer :	Carry Xu	Relative Humidity :	41 ~ 42 %
		Temperature :	22 ~ 23 °C

### Radiated Spurious Emission Test Modes

Mode	Band (MHz)	Modulation	Channel	Frequency	Data Rate	Remark
Mode 1	2400-2483.5	802.11b	01	2412	1Mbps	-
Mode 2	2400-2483.5	802.11b	06	2437	1Mbps	-
Mode 3	2400-2483.5	802.11b	11	2462	1Mbps	-
Mode 4	2400-2483.5	802.11g	01	2412	6Mbps	-
Mode 5	2400-2483.5	802.11g	06	2437	6Mbps	-
Mode 6	2400-2483.5	802.11g	11	2462	6Mbps	-
Mode 7	2400-2483.5	802.11n HT20	01	2412	MCS0	-
Mode 8	2400-2483.5	802.11n HT20	06	2437	MCS0	-
Mode 9	2400-2483.5	802.11n HT20	11	2462	MCS0	-
Mode 10	2400-2483.5	802.11n HT40	03	2422	MCS0	-
Mode 11	2400-2483.5	802.11n HT40	06	2437	MCS0	-
Mode 12	2400-2483.5	802.11n HT40	09	2452	MCS0	-
Mode 13	2400-2483.5	802.11n HT40	04	2427	MCS0	-
Mode 14	2400-2483.5	802.11n HT40	05	2432	MCS0	-
Mode 15	2400-2483.5	802.11n HT40	05	2432	MCS0	LF
Mode 16	2400-2483.5	802.11n HT40	05	2432	MCS0	Co-location
LTE Band 48 Link (BW=20M)						





### Summary of each worse mode

Mode	Modulation	Ch.	Freq. (MHz)	Level (dBuV/m)	Limit (dBuV/m)	Margin (dB)	Pol.	Peak Avg.	Result	Remark
1	802.11b	01	2386.57	46.60	54.00	-7.40	H	AVERAGE	Pass	Band Edge
	802.11b	01	4824.00	41.09	74.00	-32.91	V	PEAK	Pass	Harmonic
2	802.11b	06	-	-	-	-	-	-	-	Band Edge
	802.11b	06	7311.00	42.98	74.00	-31.02	H	PEAK	Pass	Harmonic
3	802.11b	11	2486.70	46.18	54.00	-7.82	H	AVERAGE	Pass	Band Edge
	802.11b	11	4924.00	40.73	54.00	-13.27	H	AVERAGE	Pass	Harmonic
4	802.11g	01	2389.95	50.68	54.00	-3.32	H	AVERAGE	Pass	Band Edge
	802.11g	01	4824.00	40.87	74.00	-33.13	V	PEAK	Pass	Harmonic
5	802.11g	06	-	-	-	-	-	-	-	Band Edge
	802.11g	06	7311.00	42.80	74.00	-31.20	V	PEAK	Pass	Harmonic
6	802.11g	11	2483.81	48.92	54.00	-5.08	H	AVERAGE	Pass	Band Edge
	802.11g	11	7386.00	43.08	74.00	-30.92	H	PEAK	Pass	Harmonic
7	802.11n HT20	01	2389.95	50.59	54.00	-3.41	H	AVERAGE	Pass	Band Edge
	802.11n HT20	01	4824.00	40.87	74.00	-33.13	H	PEAK	Pass	Harmonic
8	802.11n HT20	06	-	-	-	-	-	-	-	Band Edge
	802.11n HT20	06	7311.00	43.29	74.00	-30.71	V	PEAK	Pass	Harmonic
9	802.11n HT20	11	2483.51	47.17	54.00	-6.83	V	AVERAGE	Pass	Band Edge
	802.11n HT20	11	7386.00	43.16	74.00	-30.84	V	PEAK	Pass	Harmonic
10	802.11n HT40	03	2389.86	50.66	54.00	-3.34	H	AVERAGE	Pass	Band Edge
	802.11n HT40	03	7266.00	44.06	74.00	-29.94	H	PEAK	Pass	Harmonic
11	802.11n HT40	06	2389.76	50.37	54.00	-3.63	H	AVERAGE	Pass	Band Edge
	802.11n HT40	06	7311.00	45.19	74.00	-28.81	V	PEAK	Pass	Harmonic
12	802.11n HT40	09	2483.73	48.94	54.00	-5.06	H	AVERAGE	Pass	Band Edge
	802.11n HT40	09	7356.00	43.17	74.00	-30.83	H	PEAK	Pass	Harmonic
13	802.11n HT40	04	2389.56	50.92	54.00	-3.08	H	AVERAGE	Pass	Band Edge
	802.11n HT40	04	7281.00	44.61	74.00	-29.39	H	PEAK	Pass	Harmonic
14	802.11n HT40	05	2389.82	50.97	54.00	-3.03	H	AVERAGE	Pass	Band Edge
	802.11n HT40	05	7296.00	45.09	74.00	-28.91	V	PEAK	Pass	Harmonic
15	802.11n HT40	05	558.65	36.75	46	-9.25	H	PEAK	Pass	LF
16	802.11n HT40	05	2389.95	50.50	54.00	-3.50	H	Average	Pass	Band Edge
	802.11n HT40	05	7296.00	43.96	74.00	-30.04	H	PEAK	Pass	Harmonic



		1																																																																																				
Mode	Band Edge																																																																																					
	2400-2483.5_802.11b_CH01_2412MHz																																																																																					
Pol.	Horizontal		Fundamental																																																																																			
Peak																																																																																						
	<table border="1"> <thead> <tr> <th></th> <th>Limit</th> <th>Read</th> <th>Ant</th> <th>Cable</th> <th>Preamp</th> <th>Aux</th> <th>APos</th> <th>TPos</th> <th></th> </tr> <tr> <th>Freq</th> <th>Level</th> <th>Line</th> <th>Margin</th> <th>Level</th> <th>Factor</th> <th>Loss</th> <th>Factor</th> <th>Factor</th> <th>Remark</th> </tr> <tr> <th></th> <th>MHz</th> <th>dBuV/m</th> <th>dBuV/m</th> <th>dB</th> <th>dBuV</th> <th>dB/m</th> <th>dB</th> <th>dB</th> <th>cm</th> </tr> </thead> <tbody> <tr> <td>1</td> <td>2387.09</td> <td>58.69</td> <td>74.00</td> <td>-15.31</td> <td>42.85</td> <td>31.97</td> <td>8.76</td> <td>30.89</td> <td>6.00</td> <td>183</td> <td>97 PEAK</td> </tr> </tbody> </table>			Limit	Read	Ant	Cable	Preamp	Aux	APos	TPos		Freq	Level	Line	Margin	Level	Factor	Loss	Factor	Factor	Remark		MHz	dBuV/m	dBuV/m	dB	dBuV	dB/m	dB	dB	cm	1	2387.09	58.69	74.00	-15.31	42.85	31.97	8.76	30.89	6.00	183	97 PEAK	<table border="1"> <thead> <tr> <th></th> <th>Limit</th> <th>Read</th> <th>Ant</th> <th>Cable</th> <th>Preamp</th> <th>Aux</th> <th>APos</th> <th>TPos</th> <th></th> </tr> <tr> <th>Freq</th> <th>Level</th> <th>Line</th> <th>Margin</th> <th>Level</th> <th>Factor</th> <th>Loss</th> <th>Factor</th> <th>Factor</th> <th>Remark</th> </tr> <tr> <th></th> <th>MHz</th> <th>dBuV/m</th> <th>dBuV/m</th> <th>dB</th> <th>dBuV</th> <th>dB/m</th> <th>dB</th> <th>dB</th> <th>cm</th> </tr> </thead> <tbody> <tr> <td>1</td> <td>2412.00</td> <td>107.60</td> <td>74.00</td> <td>33.60</td> <td>91.58</td> <td>32.02</td> <td>8.84</td> <td>30.84</td> <td>6.00</td> <td>183</td> <td>97 PEAK</td> </tr> </tbody> </table>		Limit	Read	Ant	Cable	Preamp	Aux	APos	TPos		Freq	Level	Line	Margin	Level	Factor	Loss	Factor	Factor	Remark		MHz	dBuV/m	dBuV/m	dB	dBuV	dB/m	dB	dB	cm	1	2412.00	107.60	74.00	33.60	91.58	32.02	8.84	30.84	6.00	183
	Limit	Read	Ant	Cable	Preamp	Aux	APos	TPos																																																																														
Freq	Level	Line	Margin	Level	Factor	Loss	Factor	Factor	Remark																																																																													
	MHz	dBuV/m	dBuV/m	dB	dBuV	dB/m	dB	dB	cm																																																																													
1	2387.09	58.69	74.00	-15.31	42.85	31.97	8.76	30.89	6.00	183	97 PEAK																																																																											
	Limit	Read	Ant	Cable	Preamp	Aux	APos	TPos																																																																														
Freq	Level	Line	Margin	Level	Factor	Loss	Factor	Factor	Remark																																																																													
	MHz	dBuV/m	dBuV/m	dB	dBuV	dB/m	dB	dB	cm																																																																													
1	2412.00	107.60	74.00	33.60	91.58	32.02	8.84	30.84	6.00	183	97 PEAK																																																																											
Avg																																																																																						
	<table border="1"> <thead> <tr> <th></th> <th>Limit</th> <th>Read</th> <th>Ant</th> <th>Cable</th> <th>Preamp</th> <th>Aux</th> <th>APos</th> <th>TPos</th> <th></th> </tr> <tr> <th>Freq</th> <th>Level</th> <th>Line</th> <th>Margin</th> <th>Level</th> <th>Factor</th> <th>Loss</th> <th>Factor</th> <th>Factor</th> <th>Remark</th> </tr> <tr> <th></th> <th>MHz</th> <th>dBuV/m</th> <th>dBuV/m</th> <th>dB</th> <th>dBuV</th> <th>dB/m</th> <th>dB</th> <th>dB</th> <th>cm</th> </tr> </thead> <tbody> <tr> <td>1</td> <td>2386.57</td> <td>46.60</td> <td>54.00</td> <td>-7.40</td> <td>30.76</td> <td>31.97</td> <td>8.76</td> <td>30.89</td> <td>6.00</td> <td>183</td> <td>97 AVERAGE</td> </tr> </tbody> </table>			Limit	Read	Ant	Cable	Preamp	Aux	APos	TPos		Freq	Level	Line	Margin	Level	Factor	Loss	Factor	Factor	Remark		MHz	dBuV/m	dBuV/m	dB	dBuV	dB/m	dB	dB	cm	1	2386.57	46.60	54.00	-7.40	30.76	31.97	8.76	30.89	6.00	183	97 AVERAGE	<table border="1"> <thead> <tr> <th></th> <th>Limit</th> <th>Read</th> <th>Ant</th> <th>Cable</th> <th>Preamp</th> <th>Aux</th> <th>APos</th> <th>TPos</th> <th></th> </tr> <tr> <th>Freq</th> <th>Level</th> <th>Line</th> <th>Margin</th> <th>Level</th> <th>Factor</th> <th>Loss</th> <th>Factor</th> <th>Factor</th> <th>Remark</th> </tr> <tr> <th></th> <th>MHz</th> <th>dBuV/m</th> <th>dBuV/m</th> <th>dB</th> <th>dBuV</th> <th>dB/m</th> <th>dB</th> <th>dB</th> <th>cm</th> </tr> </thead> <tbody> <tr> <td>1</td> <td>2412.00</td> <td>103.44</td> <td>54.00</td> <td>49.44</td> <td>87.43</td> <td>32.02</td> <td>8.84</td> <td>30.85</td> <td>6.00</td> <td>183</td> <td>97 AVERAGE</td> </tr> </tbody> </table>		Limit	Read	Ant	Cable	Preamp	Aux	APos	TPos		Freq	Level	Line	Margin	Level	Factor	Loss	Factor	Factor	Remark		MHz	dBuV/m	dBuV/m	dB	dBuV	dB/m	dB	dB	cm	1	2412.00	103.44	54.00	49.44	87.43	32.02	8.84	30.85	6.00	183
	Limit	Read	Ant	Cable	Preamp	Aux	APos	TPos																																																																														
Freq	Level	Line	Margin	Level	Factor	Loss	Factor	Factor	Remark																																																																													
	MHz	dBuV/m	dBuV/m	dB	dBuV	dB/m	dB	dB	cm																																																																													
1	2386.57	46.60	54.00	-7.40	30.76	31.97	8.76	30.89	6.00	183	97 AVERAGE																																																																											
	Limit	Read	Ant	Cable	Preamp	Aux	APos	TPos																																																																														
Freq	Level	Line	Margin	Level	Factor	Loss	Factor	Factor	Remark																																																																													
	MHz	dBuV/m	dBuV/m	dB	dBuV	dB/m	dB	dB	cm																																																																													
1	2412.00	103.44	54.00	49.44	87.43	32.02	8.84	30.85	6.00	183	97 AVERAGE																																																																											



		1																																																																											
Mode	Band Edge																																																																												
	2400-2483.5_802.11b_CH01_2412MHz																																																																												
Pol.	Vertical					Fundamental																																																																							
Peak																																																																													
	<table border="1"> <thead> <tr> <th></th> <th>Limit</th> <th>Read</th> <th>Ant</th> <th>Cable</th> <th>Preamp</th> <th>Aux</th> <th>APos</th> <th>TPos</th> <th colspan="2">Remark</th> </tr> <tr> <th>Freq</th> <th>Level</th> <th>Line</th> <th>Margin</th> <th>Level</th> <th>Factor</th> <th>Loss</th> <th>Factor</th> <th>Factor</th> <th>cm</th> <th>deg</th> </tr> </thead> <tbody> <tr> <td>1</td> <td>2387.48</td> <td>56.81</td> <td>74.00</td> <td>-17.19</td> <td>40.97</td> <td>31.97</td> <td>8.76</td> <td>30.89</td> <td>6.00</td> <td>390</td> <td>4 PEAK</td> </tr> </tbody> </table>						Limit	Read	Ant	Cable	Preamp	Aux	APos	TPos	Remark		Freq	Level	Line	Margin	Level	Factor	Loss	Factor	Factor	cm	deg	1	2387.48	56.81	74.00	-17.19	40.97	31.97	8.76	30.89	6.00	390	4 PEAK	<table border="1"> <thead> <tr> <th></th> <th>Limit</th> <th>Read</th> <th>Ant</th> <th>Cable</th> <th>Preamp</th> <th>Aux</th> <th>APos</th> <th>TPos</th> <th colspan="2">Remark</th> </tr> <tr> <th>Freq</th> <th>Level</th> <th>Line</th> <th>Margin</th> <th>Level</th> <th>Factor</th> <th>Loss</th> <th>Factor</th> <th>Factor</th> <th>cm</th> <th>deg</th> </tr> </thead> <tbody> <tr> <td>1</td> <td>2412.00</td> <td>104.57</td> <td>74.00</td> <td>30.57</td> <td>88.55</td> <td>32.02</td> <td>8.84</td> <td>30.84</td> <td>6.00</td> <td>390</td> <td>4 PEAK</td> </tr> </tbody> </table>						Limit	Read	Ant	Cable	Preamp	Aux	APos	TPos	Remark		Freq	Level	Line	Margin	Level	Factor	Loss	Factor	Factor	cm	deg	1	2412.00	104.57	74.00	30.57	88.55	32.02	8.84	30.84	6.00	390
	Limit	Read	Ant	Cable	Preamp	Aux	APos	TPos	Remark																																																																				
Freq	Level	Line	Margin	Level	Factor	Loss	Factor	Factor	cm	deg																																																																			
1	2387.48	56.81	74.00	-17.19	40.97	31.97	8.76	30.89	6.00	390	4 PEAK																																																																		
	Limit	Read	Ant	Cable	Preamp	Aux	APos	TPos	Remark																																																																				
Freq	Level	Line	Margin	Level	Factor	Loss	Factor	Factor	cm	deg																																																																			
1	2412.00	104.57	74.00	30.57	88.55	32.02	8.84	30.84	6.00	390	4 PEAK																																																																		
Avg																																																																													
	<table border="1"> <thead> <tr> <th></th> <th>Limit</th> <th>Read</th> <th>Ant</th> <th>Cable</th> <th>Preamp</th> <th>Aux</th> <th>APos</th> <th>TPos</th> <th colspan="2">Remark</th> </tr> <tr> <th>Freq</th> <th>Level</th> <th>Line</th> <th>Margin</th> <th>Level</th> <th>Factor</th> <th>Loss</th> <th>Factor</th> <th>Factor</th> <th>cm</th> <th>deg</th> </tr> </thead> <tbody> <tr> <td>1</td> <td>2387.09</td> <td>44.98</td> <td>54.00</td> <td>-9.02</td> <td>29.14</td> <td>31.97</td> <td>8.76</td> <td>30.89</td> <td>6.00</td> <td>390</td> <td>4 AVERAGE</td> </tr> </tbody> </table>						Limit	Read	Ant	Cable	Preamp	Aux	APos	TPos	Remark		Freq	Level	Line	Margin	Level	Factor	Loss	Factor	Factor	cm	deg	1	2387.09	44.98	54.00	-9.02	29.14	31.97	8.76	30.89	6.00	390	4 AVERAGE	<table border="1"> <thead> <tr> <th></th> <th>Limit</th> <th>Read</th> <th>Ant</th> <th>Cable</th> <th>Preamp</th> <th>Aux</th> <th>APos</th> <th>TPos</th> <th colspan="2">Remark</th> </tr> <tr> <th>Freq</th> <th>Level</th> <th>Line</th> <th>Margin</th> <th>Level</th> <th>Factor</th> <th>Loss</th> <th>Factor</th> <th>Factor</th> <th>cm</th> <th>deg</th> </tr> </thead> <tbody> <tr> <td>1</td> <td>2412.00</td> <td>100.15</td> <td>54.00</td> <td>46.15</td> <td>84.13</td> <td>32.02</td> <td>8.84</td> <td>30.84</td> <td>6.00</td> <td>390</td> <td>4 AVERAGE</td> </tr> </tbody> </table>						Limit	Read	Ant	Cable	Preamp	Aux	APos	TPos	Remark		Freq	Level	Line	Margin	Level	Factor	Loss	Factor	Factor	cm	deg	1	2412.00	100.15	54.00	46.15	84.13	32.02	8.84	30.84	6.00	390
	Limit	Read	Ant	Cable	Preamp	Aux	APos	TPos	Remark																																																																				
Freq	Level	Line	Margin	Level	Factor	Loss	Factor	Factor	cm	deg																																																																			
1	2387.09	44.98	54.00	-9.02	29.14	31.97	8.76	30.89	6.00	390	4 AVERAGE																																																																		
	Limit	Read	Ant	Cable	Preamp	Aux	APos	TPos	Remark																																																																				
Freq	Level	Line	Margin	Level	Factor	Loss	Factor	Factor	cm	deg																																																																			
1	2412.00	100.15	54.00	46.15	84.13	32.02	8.84	30.84	6.00	390	4 AVERAGE																																																																		



Mode	1																																																																																			
	Harmonic																																																																																			
	2400-2483.5_802.11b_CH01_2412MHz																																																																																			
Pol.	Horizontal	Vertical																																																																																		
Peak Avg	<p>Level (dBuV/m)</p> <p>Frequency (MHz)</p> <p>FCC PART 15C</p> <p>FCC PART 15C (AVG)</p> <table border="1"> <thead> <tr> <th>Limit</th> <th>Read</th> <th>Ant</th> <th>Cable</th> <th>Preamp</th> <th>Aux</th> <th>APos</th> <th>TPos</th> <th>Remark</th> </tr> <tr> <th>Freq</th> <th>Level</th> <th>Line</th> <th>Margin</th> <th>Level</th> <th>Factor</th> <th>Loss</th> <th>Factor</th> <th>Factor</th> </tr> <tr> <th>MHz</th> <th>dBuV/m</th> <th>dBuV/m</th> <th>dB</th> <th>dBuV</th> <th>dB/m</th> <th>dB</th> <th>dB</th> <th>cm</th> <th>deg</th> </tr> </thead> <tbody> <tr> <td>1</td> <td>48.24</td> <td>40.23</td> <td>74.00</td> <td>-33.77</td> <td>59.88</td> <td>34.10</td> <td>12.48</td> <td>65.43</td> <td>0.00</td> <td>300</td> <td>0</td> <td>PEAK</td> </tr> </tbody> </table>	Limit	Read	Ant	Cable	Preamp	Aux	APos	TPos	Remark	Freq	Level	Line	Margin	Level	Factor	Loss	Factor	Factor	MHz	dBuV/m	dBuV/m	dB	dBuV	dB/m	dB	dB	cm	deg	1	48.24	40.23	74.00	-33.77	59.88	34.10	12.48	65.43	0.00	300	0	PEAK	<p>Level (dBuV/m)</p> <p>Frequency (MHz)</p> <p>FCC PART 15C</p> <p>FCC PART 15C (AVG)</p> <table border="1"> <thead> <tr> <th>Limit</th> <th>Read</th> <th>Ant</th> <th>Cable</th> <th>Preamp</th> <th>Aux</th> <th>APos</th> <th>TPos</th> <th>Remark</th> </tr> <tr> <th>Freq</th> <th>Level</th> <th>Line</th> <th>Margin</th> <th>Level</th> <th>Factor</th> <th>Loss</th> <th>Factor</th> <th>Factor</th> </tr> <tr> <th>MHz</th> <th>dBuV/m</th> <th>dBuV/m</th> <th>dB</th> <th>dBuV</th> <th>dB/m</th> <th>dB</th> <th>dB</th> <th>cm</th> <th>deg</th> </tr> </thead> <tbody> <tr> <td>1</td> <td>48.24</td> <td>41.09</td> <td>74.00</td> <td>-32.91</td> <td>59.94</td> <td>34.10</td> <td>12.48</td> <td>65.43</td> <td>0.00</td> <td>100</td> <td>0</td> <td>PEAK</td> </tr> </tbody> </table>	Limit	Read	Ant	Cable	Preamp	Aux	APos	TPos	Remark	Freq	Level	Line	Margin	Level	Factor	Loss	Factor	Factor	MHz	dBuV/m	dBuV/m	dB	dBuV	dB/m	dB	dB	cm	deg	1	48.24	41.09	74.00	-32.91	59.94	34.10	12.48	65.43	0.00	100	0	PEAK
Limit	Read	Ant	Cable	Preamp	Aux	APos	TPos	Remark																																																																												
Freq	Level	Line	Margin	Level	Factor	Loss	Factor	Factor																																																																												
MHz	dBuV/m	dBuV/m	dB	dBuV	dB/m	dB	dB	cm	deg																																																																											
1	48.24	40.23	74.00	-33.77	59.88	34.10	12.48	65.43	0.00	300	0	PEAK																																																																								
Limit	Read	Ant	Cable	Preamp	Aux	APos	TPos	Remark																																																																												
Freq	Level	Line	Margin	Level	Factor	Loss	Factor	Factor																																																																												
MHz	dBuV/m	dBuV/m	dB	dBuV	dB/m	dB	dB	cm	deg																																																																											
1	48.24	41.09	74.00	-32.91	59.94	34.10	12.48	65.43	0.00	100	0	PEAK																																																																								



Mode	2																																																																																																											
	Harmonic																																																																																																											
	2400-2483.5_802.11b_CH06_2437MHz																																																																																																											
Pol.	Horizontal	Vertical																																																																																																										
Peak Avg	<table border="1"> <thead> <tr> <th>Limit</th> <th>Read</th> <th>Ant</th> <th>Cable</th> <th>Preamp</th> <th>Aux</th> <th>APos</th> <th>TPos</th> <th>Remark</th> </tr> <tr> <th>Freq</th> <th>Level</th> <th>Line</th> <th>Margin</th> <th>Level</th> <th>Factor</th> <th>Loss</th> <th>Factor</th> <th>Factor</th> </tr> <tr> <th>MHz</th> <th>dBuV/m</th> <th>dBuV/m</th> <th>dB</th> <th>dBuV</th> <th>dB/m</th> <th>dB</th> <th>dB</th> <th>dB</th> </tr> </thead> <tbody> <tr> <td>1</td> <td>4874.00</td> <td>40.69</td> <td>74.00</td> <td>-33.31</td> <td>59.74</td> <td>34.10</td> <td>12.29</td> <td>65.44</td> <td>0.00</td> <td>300</td> <td>0</td> <td>PEAK</td> </tr> <tr> <td>2</td> <td>7311.00</td> <td>42.98</td> <td>74.00</td> <td>-31.02</td> <td>57.70</td> <td>35.00</td> <td>14.73</td> <td>65.25</td> <td>0.00</td> <td>300</td> <td>0</td> <td>PEAK</td> </tr> </tbody> </table>	Limit	Read	Ant	Cable	Preamp	Aux	APos	TPos	Remark	Freq	Level	Line	Margin	Level	Factor	Loss	Factor	Factor	MHz	dBuV/m	dBuV/m	dB	dBuV	dB/m	dB	dB	dB	1	4874.00	40.69	74.00	-33.31	59.74	34.10	12.29	65.44	0.00	300	0	PEAK	2	7311.00	42.98	74.00	-31.02	57.70	35.00	14.73	65.25	0.00	300	0	PEAK	<table border="1"> <thead> <tr> <th>Limit</th> <th>Read</th> <th>Ant</th> <th>Cable</th> <th>Preamp</th> <th>Aux</th> <th>APos</th> <th>TPos</th> <th>Remark</th> </tr> <tr> <th>Freq</th> <th>Level</th> <th>Line</th> <th>Margin</th> <th>Level</th> <th>Factor</th> <th>Loss</th> <th>Factor</th> <th>Factor</th> </tr> <tr> <th>MHz</th> <th>dBuV/m</th> <th>dBuV/m</th> <th>dB</th> <th>dBuV</th> <th>dB/m</th> <th>dB</th> <th>dB</th> <th>dB</th> </tr> </thead> <tbody> <tr> <td>1</td> <td>4874.00</td> <td>40.07</td> <td>74.00</td> <td>-33.93</td> <td>59.12</td> <td>34.10</td> <td>12.29</td> <td>65.44</td> <td>0.00</td> <td>100</td> <td>0</td> <td>PEAK</td> </tr> <tr> <td>2</td> <td>7311.00</td> <td>42.67</td> <td>74.00</td> <td>-31.33</td> <td>57.39</td> <td>35.80</td> <td>14.73</td> <td>65.25</td> <td>0.00</td> <td>100</td> <td>0</td> <td>PEAK</td> </tr> </tbody> </table>	Limit	Read	Ant	Cable	Preamp	Aux	APos	TPos	Remark	Freq	Level	Line	Margin	Level	Factor	Loss	Factor	Factor	MHz	dBuV/m	dBuV/m	dB	dBuV	dB/m	dB	dB	dB	1	4874.00	40.07	74.00	-33.93	59.12	34.10	12.29	65.44	0.00	100	0	PEAK	2	7311.00	42.67	74.00	-31.33	57.39	35.80	14.73	65.25	0.00	100	0	PEAK
Limit	Read	Ant	Cable	Preamp	Aux	APos	TPos	Remark																																																																																																				
Freq	Level	Line	Margin	Level	Factor	Loss	Factor	Factor																																																																																																				
MHz	dBuV/m	dBuV/m	dB	dBuV	dB/m	dB	dB	dB																																																																																																				
1	4874.00	40.69	74.00	-33.31	59.74	34.10	12.29	65.44	0.00	300	0	PEAK																																																																																																
2	7311.00	42.98	74.00	-31.02	57.70	35.00	14.73	65.25	0.00	300	0	PEAK																																																																																																
Limit	Read	Ant	Cable	Preamp	Aux	APos	TPos	Remark																																																																																																				
Freq	Level	Line	Margin	Level	Factor	Loss	Factor	Factor																																																																																																				
MHz	dBuV/m	dBuV/m	dB	dBuV	dB/m	dB	dB	dB																																																																																																				
1	4874.00	40.07	74.00	-33.93	59.12	34.10	12.29	65.44	0.00	100	0	PEAK																																																																																																
2	7311.00	42.67	74.00	-31.33	57.39	35.80	14.73	65.25	0.00	100	0	PEAK																																																																																																



		3																																																																																				
Mode	Band Edge																																																																																					
	2400-2483.5_802.11b_CH11_2462MHz																																																																																					
Pol.	Horizontal		Fundamental																																																																																			
Peak																																																																																						
	<table border="1"> <thead> <tr> <th></th> <th>Limit</th> <th>Read</th> <th>Ant</th> <th>Cable</th> <th>Preamp</th> <th>Aux</th> <th>APos</th> <th>TPos</th> <th></th> </tr> <tr> <th>Freq</th> <th>Level</th> <th>Line</th> <th>Margin</th> <th>Level</th> <th>Factor</th> <th>Loss</th> <th>Factor</th> <th>Factor</th> <th>Remark</th> </tr> <tr> <th></th> <th>MHz</th> <th>dBuV/m</th> <th>dBuV/m</th> <th>dB</th> <th>dBuV</th> <th>dB/m</th> <th>dB</th> <th>dB</th> <th>cm</th> </tr> </thead> <tbody> <tr> <td>1</td> <td>2498.37</td> <td>57.66</td> <td>74.00</td> <td>-16.34</td> <td>41.01</td> <td>32.15</td> <td>9.10</td> <td>30.60</td> <td>6.00</td> <td>289</td> <td>96 PEAK</td> </tr> </tbody> </table>			Limit	Read	Ant	Cable	Preamp	Aux	APos	TPos		Freq	Level	Line	Margin	Level	Factor	Loss	Factor	Factor	Remark		MHz	dBuV/m	dBuV/m	dB	dBuV	dB/m	dB	dB	cm	1	2498.37	57.66	74.00	-16.34	41.01	32.15	9.10	30.60	6.00	289	96 PEAK	<table border="1"> <thead> <tr> <th></th> <th>Limit</th> <th>Read</th> <th>Ant</th> <th>Cable</th> <th>Preamp</th> <th>Aux</th> <th>APos</th> <th>TPos</th> <th></th> </tr> <tr> <th>Freq</th> <th>Level</th> <th>Line</th> <th>Margin</th> <th>Level</th> <th>Factor</th> <th>Loss</th> <th>Factor</th> <th>Factor</th> <th>Remark</th> </tr> <tr> <th></th> <th>MHz</th> <th>dBuV/m</th> <th>dBuV/m</th> <th>dB</th> <th>dBuV</th> <th>dB/m</th> <th>dB</th> <th>dB</th> <th>cm</th> </tr> </thead> <tbody> <tr> <td>1</td> <td>2462.00</td> <td>109.20</td> <td>74.00</td> <td>35.20</td> <td>92.83</td> <td>32.09</td> <td>8.99</td> <td>30.71</td> <td>6.00</td> <td>289</td> <td>96 PEAK</td> </tr> </tbody> </table>		Limit	Read	Ant	Cable	Preamp	Aux	APos	TPos		Freq	Level	Line	Margin	Level	Factor	Loss	Factor	Factor	Remark		MHz	dBuV/m	dBuV/m	dB	dBuV	dB/m	dB	dB	cm	1	2462.00	109.20	74.00	35.20	92.83	32.09	8.99	30.71	6.00	289
	Limit	Read	Ant	Cable	Preamp	Aux	APos	TPos																																																																														
Freq	Level	Line	Margin	Level	Factor	Loss	Factor	Factor	Remark																																																																													
	MHz	dBuV/m	dBuV/m	dB	dBuV	dB/m	dB	dB	cm																																																																													
1	2498.37	57.66	74.00	-16.34	41.01	32.15	9.10	30.60	6.00	289	96 PEAK																																																																											
	Limit	Read	Ant	Cable	Preamp	Aux	APos	TPos																																																																														
Freq	Level	Line	Margin	Level	Factor	Loss	Factor	Factor	Remark																																																																													
	MHz	dBuV/m	dBuV/m	dB	dBuV	dB/m	dB	dB	cm																																																																													
1	2462.00	109.20	74.00	35.20	92.83	32.09	8.99	30.71	6.00	289	96 PEAK																																																																											
Avg																																																																																						
	<table border="1"> <thead> <tr> <th></th> <th>Limit</th> <th>Read</th> <th>Ant</th> <th>Cable</th> <th>Preamp</th> <th>Aux</th> <th>APos</th> <th>TPos</th> <th></th> </tr> <tr> <th>Freq</th> <th>Level</th> <th>Line</th> <th>Margin</th> <th>Level</th> <th>Factor</th> <th>Loss</th> <th>Factor</th> <th>Factor</th> <th>Remark</th> </tr> <tr> <th></th> <th>MHz</th> <th>dBuV/m</th> <th>dBuV/m</th> <th>dB</th> <th>dBuV</th> <th>dB/m</th> <th>dB</th> <th>dB</th> <th>cm</th> </tr> </thead> <tbody> <tr> <td>1</td> <td>2486.70</td> <td>46.18</td> <td>54.00</td> <td>-7.82</td> <td>29.63</td> <td>32.13</td> <td>9.06</td> <td>30.64</td> <td>6.00</td> <td>289</td> <td>96 AVERAGE</td> </tr> </tbody> </table>			Limit	Read	Ant	Cable	Preamp	Aux	APos	TPos		Freq	Level	Line	Margin	Level	Factor	Loss	Factor	Factor	Remark		MHz	dBuV/m	dBuV/m	dB	dBuV	dB/m	dB	dB	cm	1	2486.70	46.18	54.00	-7.82	29.63	32.13	9.06	30.64	6.00	289	96 AVERAGE	<table border="1"> <thead> <tr> <th></th> <th>Limit</th> <th>Read</th> <th>Ant</th> <th>Cable</th> <th>Preamp</th> <th>Aux</th> <th>APos</th> <th>TPos</th> <th></th> </tr> <tr> <th>Freq</th> <th>Level</th> <th>Line</th> <th>Margin</th> <th>Level</th> <th>Factor</th> <th>Loss</th> <th>Factor</th> <th>Factor</th> <th>Remark</th> </tr> <tr> <th></th> <th>MHz</th> <th>dBuV/m</th> <th>dBuV/m</th> <th>dB</th> <th>dBuV</th> <th>dB/m</th> <th>dB</th> <th>dB</th> <th>cm</th> </tr> </thead> <tbody> <tr> <td>1</td> <td>2462.00</td> <td>104.36</td> <td>54.00</td> <td>50.36</td> <td>87.99</td> <td>32.09</td> <td>8.99</td> <td>30.71</td> <td>6.00</td> <td>289</td> <td>96 AVERAGE</td> </tr> </tbody> </table>		Limit	Read	Ant	Cable	Preamp	Aux	APos	TPos		Freq	Level	Line	Margin	Level	Factor	Loss	Factor	Factor	Remark		MHz	dBuV/m	dBuV/m	dB	dBuV	dB/m	dB	dB	cm	1	2462.00	104.36	54.00	50.36	87.99	32.09	8.99	30.71	6.00	289
	Limit	Read	Ant	Cable	Preamp	Aux	APos	TPos																																																																														
Freq	Level	Line	Margin	Level	Factor	Loss	Factor	Factor	Remark																																																																													
	MHz	dBuV/m	dBuV/m	dB	dBuV	dB/m	dB	dB	cm																																																																													
1	2486.70	46.18	54.00	-7.82	29.63	32.13	9.06	30.64	6.00	289	96 AVERAGE																																																																											
	Limit	Read	Ant	Cable	Preamp	Aux	APos	TPos																																																																														
Freq	Level	Line	Margin	Level	Factor	Loss	Factor	Factor	Remark																																																																													
	MHz	dBuV/m	dBuV/m	dB	dBuV	dB/m	dB	dB	cm																																																																													
1	2462.00	104.36	54.00	50.36	87.99	32.09	8.99	30.71	6.00	289	96 AVERAGE																																																																											



		3																																																																																
Mode	Band Edge																																																																																	
	2400-2483.5_802.11b_CH11_2462MHz																																																																																	
Pol.	Vertical	Fundamental																																																																																
Peak	<table border="1"> <thead> <tr> <th>Limit</th> <th>Read</th> <th>Ant</th> <th>Cable</th> <th>Preamp</th> <th>Aux</th> <th>APos</th> <th>TPos</th> <th>Remark</th> </tr> <tr> <th>Freq</th> <th>Level</th> <th>Line</th> <th>Margin</th> <th>Level</th> <th>Factor</th> <th>Loss</th> <th>Factor</th> <th>Factor</th> </tr> <tr> <th>MHz</th> <th>dBuV/m</th> <th>dBuV/m</th> <th>dB</th> <th>dBuV</th> <th>dB/m</th> <th>dB</th> <th>dB</th> <th>dB</th> </tr> </thead> <tbody> <tr> <td>1</td> <td>2490.61</td> <td>58.57</td> <td>74.00</td> <td>-15.43</td> <td>41.99</td> <td>32.14</td> <td>9.07</td> <td>30.63</td> <td>6.00</td> <td>327</td> <td>80</td> <td>PEAK</td> </tr> </tbody> </table>	Limit	Read	Ant	Cable	Preamp	Aux	APos	TPos	Remark	Freq	Level	Line	Margin	Level	Factor	Loss	Factor	Factor	MHz	dBuV/m	dBuV/m	dB	dBuV	dB/m	dB	dB	dB	1	2490.61	58.57	74.00	-15.43	41.99	32.14	9.07	30.63	6.00	327	80	PEAK	<table border="1"> <thead> <tr> <th>Limit</th> <th>Read</th> <th>Ant</th> <th>Cable</th> <th>Preamp</th> <th>Aux</th> <th>APos</th> <th>TPos</th> <th>Remark</th> </tr> <tr> <th>Freq</th> <th>Level</th> <th>Line</th> <th>Margin</th> <th>Level</th> <th>Factor</th> <th>Loss</th> <th>Factor</th> <th>Factor</th> </tr> <tr> <th>MHz</th> <th>dBuV/m</th> <th>dBuV/m</th> <th>dB</th> <th>dBuV</th> <th>dB/m</th> <th>dB</th> <th>dB</th> <th>dB</th> </tr> </thead> <tbody> <tr> <td>1</td> <td>2462.00</td> <td>105.67</td> <td>74.00</td> <td>31.67</td> <td>89.30</td> <td>32.09</td> <td>8.99</td> <td>30.71</td> <td>6.00</td> <td>327</td> <td>80</td> <td>PEAK</td> </tr> </tbody> </table>	Limit	Read	Ant	Cable	Preamp	Aux	APos	TPos	Remark	Freq	Level	Line	Margin	Level	Factor	Loss	Factor	Factor	MHz	dBuV/m	dBuV/m	dB	dBuV	dB/m	dB	dB	dB	1	2462.00	105.67	74.00	31.67	89.30	32.09	8.99	30.71	6.00	327	80	PEAK
	Limit	Read	Ant	Cable	Preamp	Aux	APos	TPos	Remark																																																																									
Freq	Level	Line	Margin	Level	Factor	Loss	Factor	Factor																																																																										
MHz	dBuV/m	dBuV/m	dB	dBuV	dB/m	dB	dB	dB																																																																										
1	2490.61	58.57	74.00	-15.43	41.99	32.14	9.07	30.63	6.00	327	80	PEAK																																																																						
Limit	Read	Ant	Cable	Preamp	Aux	APos	TPos	Remark																																																																										
Freq	Level	Line	Margin	Level	Factor	Loss	Factor	Factor																																																																										
MHz	dBuV/m	dBuV/m	dB	dBuV	dB/m	dB	dB	dB																																																																										
1	2462.00	105.67	74.00	31.67	89.30	32.09	8.99	30.71	6.00	327	80	PEAK																																																																						
Avg	<table border="1"> <thead> <tr> <th>Limit</th> <th>Read</th> <th>Ant</th> <th>Cable</th> <th>Preamp</th> <th>Aux</th> <th>APos</th> <th>TPos</th> <th>Remark</th> </tr> <tr> <th>Freq</th> <th>Level</th> <th>Line</th> <th>Margin</th> <th>Level</th> <th>Factor</th> <th>Loss</th> <th>Factor</th> <th>Factor</th> </tr> <tr> <th>MHz</th> <th>dBuV/m</th> <th>dBuV/m</th> <th>dB</th> <th>dBuV</th> <th>dB/m</th> <th>dB</th> <th>dB</th> <th>dB</th> </tr> </thead> <tbody> <tr> <td>1</td> <td>2486.62</td> <td>45.42</td> <td>54.00</td> <td>-8.58</td> <td>28.87</td> <td>32.13</td> <td>9.06</td> <td>30.64</td> <td>6.00</td> <td>327</td> <td>80</td> <td>AVERAGE</td> </tr> </tbody> </table>	Limit	Read	Ant	Cable	Preamp	Aux	APos	TPos	Remark	Freq	Level	Line	Margin	Level	Factor	Loss	Factor	Factor	MHz	dBuV/m	dBuV/m	dB	dBuV	dB/m	dB	dB	dB	1	2486.62	45.42	54.00	-8.58	28.87	32.13	9.06	30.64	6.00	327	80	AVERAGE	<table border="1"> <thead> <tr> <th>Limit</th> <th>Read</th> <th>Ant</th> <th>Cable</th> <th>Preamp</th> <th>Aux</th> <th>APos</th> <th>TPos</th> <th>Remark</th> </tr> <tr> <th>Freq</th> <th>Level</th> <th>Line</th> <th>Margin</th> <th>Level</th> <th>Factor</th> <th>Loss</th> <th>Factor</th> <th>Factor</th> </tr> <tr> <th>MHz</th> <th>dBuV/m</th> <th>dBuV/m</th> <th>dB</th> <th>dBuV</th> <th>dB/m</th> <th>dB</th> <th>dB</th> <th>dB</th> </tr> </thead> <tbody> <tr> <td>1</td> <td>2462.00</td> <td>101.28</td> <td>54.00</td> <td>47.28</td> <td>84.91</td> <td>32.09</td> <td>8.99</td> <td>30.71</td> <td>6.00</td> <td>327</td> <td>80</td> <td>AVERAGE</td> </tr> </tbody> </table>	Limit	Read	Ant	Cable	Preamp	Aux	APos	TPos	Remark	Freq	Level	Line	Margin	Level	Factor	Loss	Factor	Factor	MHz	dBuV/m	dBuV/m	dB	dBuV	dB/m	dB	dB	dB	1	2462.00	101.28	54.00	47.28	84.91	32.09	8.99	30.71	6.00	327	80	AVERAGE
Limit	Read	Ant	Cable	Preamp	Aux	APos	TPos	Remark																																																																										
Freq	Level	Line	Margin	Level	Factor	Loss	Factor	Factor																																																																										
MHz	dBuV/m	dBuV/m	dB	dBuV	dB/m	dB	dB	dB																																																																										
1	2486.62	45.42	54.00	-8.58	28.87	32.13	9.06	30.64	6.00	327	80	AVERAGE																																																																						
Limit	Read	Ant	Cable	Preamp	Aux	APos	TPos	Remark																																																																										
Freq	Level	Line	Margin	Level	Factor	Loss	Factor	Factor																																																																										
MHz	dBuV/m	dBuV/m	dB	dBuV	dB/m	dB	dB	dB																																																																										
1	2462.00	101.28	54.00	47.28	84.91	32.09	8.99	30.71	6.00	327	80	AVERAGE																																																																						



Mode	3																																																																																																																								
	Harmonic																																																																																																																								
	2400-2483.5_802.11b_CH11_2462MHz																																																																																																																								
Pol.	Horizontal	Vertical																																																																																																																							
Peak Avg	<table border="1"> <thead> <tr> <th>Limit</th> <th>Read</th> <th>Ant</th> <th>Cable</th> <th>Preamp</th> <th>Aux</th> <th>APos</th> <th>TPos</th> <th>Remark</th> </tr> <tr> <th>Freq</th> <th>Level</th> <th>Line</th> <th>Margin</th> <th>Level</th> <th>Factor</th> <th>Loss</th> <th>Factor</th> <th>Factor</th> </tr> <tr> <th>MHz</th> <th>dBuV/m</th> <th>dBuV/m</th> <th>dB</th> <th>dBuV</th> <th>dB/m</th> <th>dB</th> <th>dB</th> <th>dB</th> </tr> </thead> <tbody> <tr> <td>1</td> <td>4924.00</td> <td>45.80</td> <td>74.00</td> <td>-28.20</td> <td>64.92</td> <td>34.10</td> <td>12.22</td> <td>65.44</td> <td>0.00</td> <td>119</td> <td>118</td> <td>PEAK</td> </tr> <tr> <td>2</td> <td>4924.00</td> <td>40.73</td> <td>54.00</td> <td>-13.27</td> <td>59.85</td> <td>34.10</td> <td>12.22</td> <td>65.44</td> <td>0.00</td> <td>119</td> <td>118</td> <td>AVERAGE</td> </tr> <tr> <td>3</td> <td>7386.00</td> <td>43.05</td> <td>74.00</td> <td>-30.95</td> <td>57.76</td> <td>35.80</td> <td>14.78</td> <td>65.29</td> <td>0.00</td> <td>119</td> <td>118</td> <td>PEAK</td> </tr> </tbody> </table>	Limit	Read	Ant	Cable	Preamp	Aux	APos	TPos	Remark	Freq	Level	Line	Margin	Level	Factor	Loss	Factor	Factor	MHz	dBuV/m	dBuV/m	dB	dBuV	dB/m	dB	dB	dB	1	4924.00	45.80	74.00	-28.20	64.92	34.10	12.22	65.44	0.00	119	118	PEAK	2	4924.00	40.73	54.00	-13.27	59.85	34.10	12.22	65.44	0.00	119	118	AVERAGE	3	7386.00	43.05	74.00	-30.95	57.76	35.80	14.78	65.29	0.00	119	118	PEAK	<table border="1"> <thead> <tr> <th>Limit</th> <th>Read</th> <th>Ant</th> <th>Cable</th> <th>Preamp</th> <th>Aux</th> <th>APos</th> <th>TPos</th> <th>Remark</th> </tr> <tr> <th>Freq</th> <th>Level</th> <th>Line</th> <th>Margin</th> <th>Level</th> <th>Factor</th> <th>Loss</th> <th>Factor</th> <th>Factor</th> </tr> <tr> <th>MHz</th> <th>dBuV/m</th> <th>dBuV/m</th> <th>dB</th> <th>dBuV</th> <th>dB/m</th> <th>dB</th> <th>dB</th> <th>dB</th> </tr> </thead> <tbody> <tr> <td>1</td> <td>4924.00</td> <td>40.98</td> <td>74.00</td> <td>-33.02</td> <td>60.10</td> <td>34.10</td> <td>12.22</td> <td>65.44</td> <td>0.00</td> <td>300</td> <td>0</td> <td>PEAK</td> </tr> <tr> <td>2</td> <td>7386.00</td> <td>43.41</td> <td>74.00</td> <td>-30.59</td> <td>58.12</td> <td>35.80</td> <td>14.78</td> <td>65.29</td> <td>0.00</td> <td>300</td> <td>0</td> <td>PEAK</td> </tr> </tbody> </table>	Limit	Read	Ant	Cable	Preamp	Aux	APos	TPos	Remark	Freq	Level	Line	Margin	Level	Factor	Loss	Factor	Factor	MHz	dBuV/m	dBuV/m	dB	dBuV	dB/m	dB	dB	dB	1	4924.00	40.98	74.00	-33.02	60.10	34.10	12.22	65.44	0.00	300	0	PEAK	2	7386.00	43.41	74.00	-30.59	58.12	35.80	14.78	65.29	0.00	300	0	PEAK
Limit	Read	Ant	Cable	Preamp	Aux	APos	TPos	Remark																																																																																																																	
Freq	Level	Line	Margin	Level	Factor	Loss	Factor	Factor																																																																																																																	
MHz	dBuV/m	dBuV/m	dB	dBuV	dB/m	dB	dB	dB																																																																																																																	
1	4924.00	45.80	74.00	-28.20	64.92	34.10	12.22	65.44	0.00	119	118	PEAK																																																																																																													
2	4924.00	40.73	54.00	-13.27	59.85	34.10	12.22	65.44	0.00	119	118	AVERAGE																																																																																																													
3	7386.00	43.05	74.00	-30.95	57.76	35.80	14.78	65.29	0.00	119	118	PEAK																																																																																																													
Limit	Read	Ant	Cable	Preamp	Aux	APos	TPos	Remark																																																																																																																	
Freq	Level	Line	Margin	Level	Factor	Loss	Factor	Factor																																																																																																																	
MHz	dBuV/m	dBuV/m	dB	dBuV	dB/m	dB	dB	dB																																																																																																																	
1	4924.00	40.98	74.00	-33.02	60.10	34.10	12.22	65.44	0.00	300	0	PEAK																																																																																																													
2	7386.00	43.41	74.00	-30.59	58.12	35.80	14.78	65.29	0.00	300	0	PEAK																																																																																																													





4

Mode

Band Edge

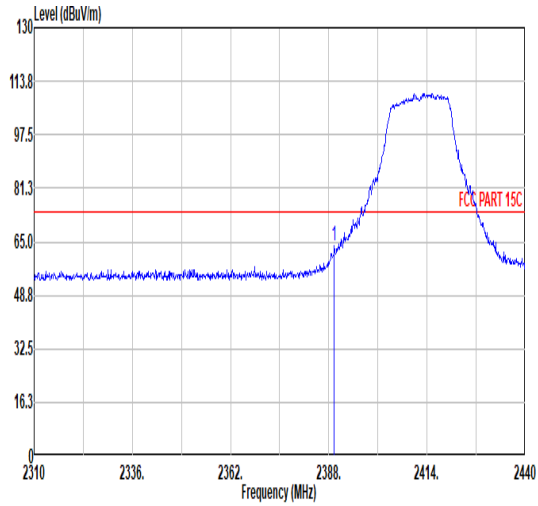
2400-2483.5\_802.11g\_CH01\_2412MHz

Pol.

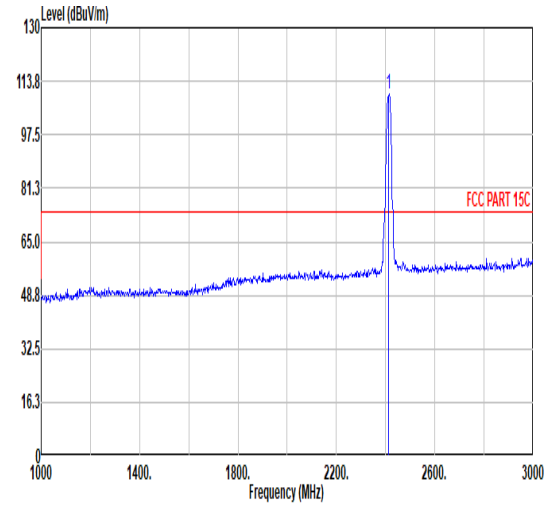
Horizontal

Fundamental

Peak

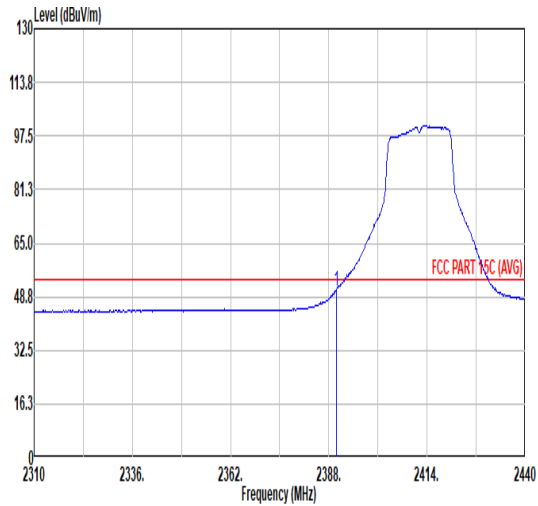


Limit	Read	Ant	Cable	Preamp	Aux	APos	TPos	Remark				
									Freq	Level	Line	Margin
81.3	113.8											
MHz	dBuV/m	dBuV/m	dB	dBuV	dB/m	dB	dB	cm	deg			
1	2389.43	63.60	74.00	-10.40	47.74	31.98	8.77	30.89	6.00	100	91	PEAK

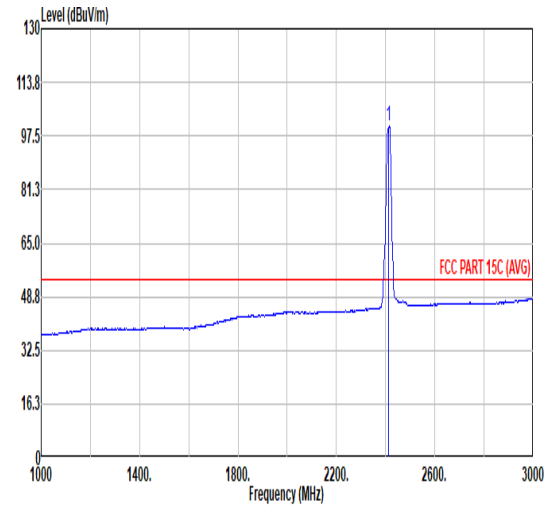


Limit	Read	Ant	Cable	Preamp	Aux	APos	TPos	Remark				
									Freq	Level	Line	Margin
81.3	113.8											
MHz	dBuV/m	dBuV/m	dB	dBuV	dB/m	dB	dB	cm	deg			
1	2412.00	110.04	74.00	36.04	94.01	32.02	8.85	30.84	6.00	100	91	PEAK

Avg



Limit	Read	Ant	Cable	Preamp	Aux	APos	TPos	Remark				
									Freq	Level	Line	Margin
48.8	97.5											
MHz	dBuV/m	dBuV/m	dB	dBuV	dB/m	dB	dB	cm	deg			
1	2389.95	50.68	54.00	-3.32	34.82	31.98	8.77	30.89	6.00	100	91	AVERAGE



Limit	Read	Ant	Cable	Preamp	Aux	APos	TPos	Remark				
									Freq	Level	Line	Margin
48.8	97.5											
MHz	dBuV/m	dBuV/m	dB	dBuV	dB/m	dB	dB	cm	deg			
1	2412.00	100.41	54.00	46.41	84.39	32.02	8.84	30.84	6.00	100	91	AVERAGE



4

Mode

Band Edge

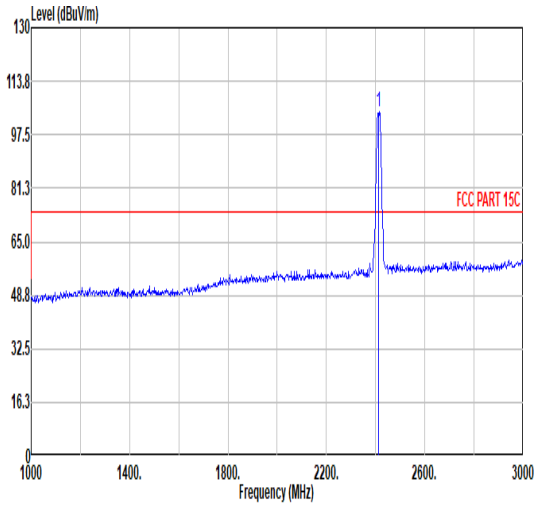
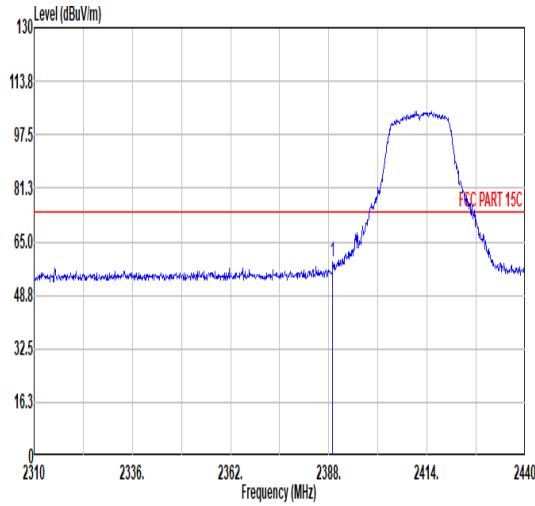
2400-2483.5\_802.11g\_CH01\_2412MHz

Pol.

Vertical

Fundamental

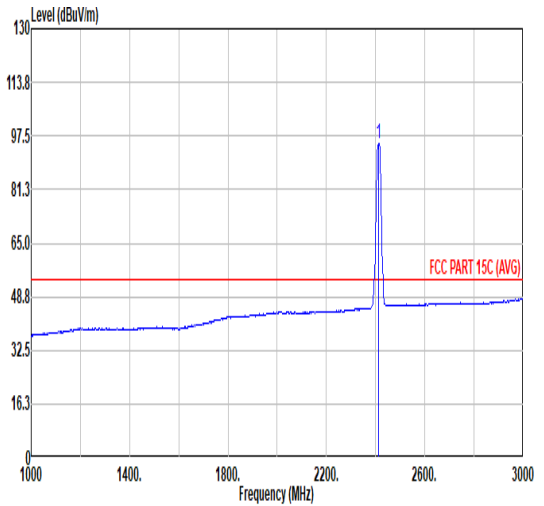
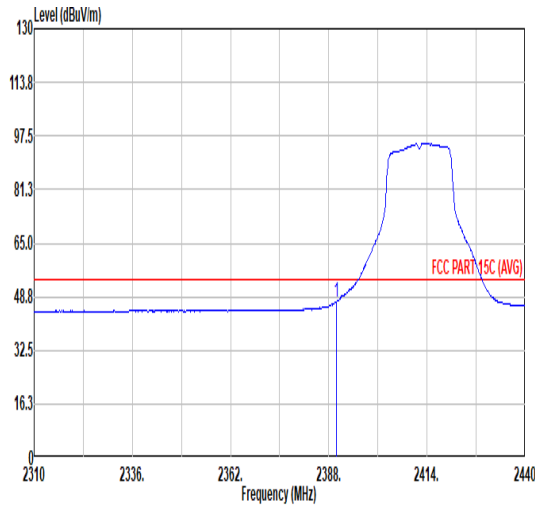
Peak



Freq	Level	Limit		Read	Ant	Cable	Preamp	Aux	APos	TPos	Remark	
		Line	Margin									
MHz	dBuV/m	dBuV/m	dB	dBuV	dB/m	dB	dB	dB	cm	deg		
1	2389.04	58.98	74.00	-15.02	43.12	31.98	8.77	30.89	6.00	300	360	PEAK

Freq	Level	Limit		Read	Ant	Cable	Preamp	Aux	APos	TPos	Remark	
		Line	Margin									
MHz	dBuV/m	dBuV/m	dB	dBuV	dB/m	dB	dB	dB	cm	deg		
1	2412.00	104.45	74.00	30.45	88.43	32.02	8.84	30.84	6.00	300	360	PEAK

Avg



Freq	Level	Limit		Read	Ant	Cable	Preamp	Aux	APos	TPos	Remark	
		Line	Margin									
MHz	dBuV/m	dBuV/m	dB	dBuV	dB/m	dB	dB	dB	cm	deg		
1	2389.95	47.16	54.00	-6.84	31.30	31.98	8.77	30.89	6.00	300	360	AVERAGE

Freq	Level	Limit		Read	Ant	Cable	Preamp	Aux	APos	TPos	Remark	
		Line	Margin									
MHz	dBuV/m	dBuV/m	dB	dBuV	dB/m	dB	dB	dB	cm	deg		
1	2412.00	95.20	54.00	41.20	79.19	32.02	8.84	30.85	6.00	300	360	AVERAGE



Mode	4																																																																																			
	Harmonic																																																																																			
	2400-2483.5_802.11g_CH01_2412MHz																																																																																			
Pol.	Horizontal	Vertical																																																																																		
Peak Avg	<table border="1"> <thead> <tr> <th>Limit</th> <th>Read</th> <th>Ant</th> <th>Cable</th> <th>Preamp</th> <th>Aux</th> <th>APos</th> <th>TPos</th> <th>Remark</th> </tr> <tr> <th>Freq</th> <th>Level</th> <th>Line</th> <th>Margin</th> <th>Level</th> <th>Factor</th> <th>Loss</th> <th>Factor</th> <th>Factor</th> </tr> <tr> <th>MHz</th> <th>dBuV/m</th> <th>dBuV/m</th> <th>dB</th> <th>dBuV</th> <th>dB/m</th> <th>dB</th> <th>dB</th> <th>cm</th> <th>deg</th> </tr> </thead> <tbody> <tr> <td>1</td> <td>4824.00</td> <td>39.85</td> <td>74.00</td> <td>-34.15</td> <td>58.70</td> <td>34.10</td> <td>12.48</td> <td>65.43</td> <td>0.00</td> <td>100</td> <td>0</td> <td>PEAK</td> </tr> </tbody> </table>	Limit	Read	Ant	Cable	Preamp	Aux	APos	TPos	Remark	Freq	Level	Line	Margin	Level	Factor	Loss	Factor	Factor	MHz	dBuV/m	dBuV/m	dB	dBuV	dB/m	dB	dB	cm	deg	1	4824.00	39.85	74.00	-34.15	58.70	34.10	12.48	65.43	0.00	100	0	PEAK	<table border="1"> <thead> <tr> <th>Limit</th> <th>Read</th> <th>Ant</th> <th>Cable</th> <th>Preamp</th> <th>Aux</th> <th>APos</th> <th>TPos</th> <th>Remark</th> </tr> <tr> <th>Freq</th> <th>Level</th> <th>Line</th> <th>Margin</th> <th>Level</th> <th>Factor</th> <th>Loss</th> <th>Factor</th> <th>Factor</th> </tr> <tr> <th>MHz</th> <th>dBuV/m</th> <th>dBuV/m</th> <th>dB</th> <th>dBuV</th> <th>dB/m</th> <th>dB</th> <th>dB</th> <th>cm</th> <th>deg</th> </tr> </thead> <tbody> <tr> <td>1</td> <td>4824.00</td> <td>40.87</td> <td>74.00</td> <td>-33.13</td> <td>59.72</td> <td>34.10</td> <td>12.48</td> <td>65.43</td> <td>0.00</td> <td>300</td> <td>0</td> <td>PEAK</td> </tr> </tbody> </table>	Limit	Read	Ant	Cable	Preamp	Aux	APos	TPos	Remark	Freq	Level	Line	Margin	Level	Factor	Loss	Factor	Factor	MHz	dBuV/m	dBuV/m	dB	dBuV	dB/m	dB	dB	cm	deg	1	4824.00	40.87	74.00	-33.13	59.72	34.10	12.48	65.43	0.00	300	0	PEAK
Limit	Read	Ant	Cable	Preamp	Aux	APos	TPos	Remark																																																																												
Freq	Level	Line	Margin	Level	Factor	Loss	Factor	Factor																																																																												
MHz	dBuV/m	dBuV/m	dB	dBuV	dB/m	dB	dB	cm	deg																																																																											
1	4824.00	39.85	74.00	-34.15	58.70	34.10	12.48	65.43	0.00	100	0	PEAK																																																																								
Limit	Read	Ant	Cable	Preamp	Aux	APos	TPos	Remark																																																																												
Freq	Level	Line	Margin	Level	Factor	Loss	Factor	Factor																																																																												
MHz	dBuV/m	dBuV/m	dB	dBuV	dB/m	dB	dB	cm	deg																																																																											
1	4824.00	40.87	74.00	-33.13	59.72	34.10	12.48	65.43	0.00	300	0	PEAK																																																																								



Mode	5																																																																																																										
	Harmonic																																																																																																										
	2400-2483.5_802.11g_CH06_2437MHz																																																																																																										
Pol.	Horizontal	Vertical																																																																																																									
Peak Avg																																																																																																											
	<table border="1"> <thead> <tr> <th>Limit</th> <th>Read</th> <th>Ant</th> <th>Cable</th> <th>Preamp</th> <th>Aux</th> <th>APos</th> <th>TPos</th> <th>Remark</th> </tr> <tr> <th>Freq</th> <th>Level</th> <th>Line</th> <th>Margin</th> <th>Level</th> <th>Factor</th> <th>Loss</th> <th>Factor</th> <th>Factor</th> </tr> <tr> <th>MHz</th> <th>dBuV/m</th> <th>dBuV/m</th> <th>dB</th> <th>dBuV</th> <th>dB/m</th> <th>dB</th> <th>dB</th> <th>dB</th> <th>cm</th> <th>deg</th> </tr> </thead> <tbody> <tr> <td>1</td> <td>4874.00</td> <td>40.54</td> <td>74.00</td> <td>-33.46</td> <td>59.59</td> <td>34.10</td> <td>12.29</td> <td>65.44</td> <td>0.00</td> <td>100</td> <td>0 PEAK</td> </tr> <tr> <td>2</td> <td>7311.00</td> <td>42.70</td> <td>74.00</td> <td>-31.30</td> <td>57.42</td> <td>35.00</td> <td>14.73</td> <td>65.25</td> <td>0.00</td> <td>100</td> <td>0 PEAK</td> </tr> </tbody> </table>	Limit	Read	Ant	Cable	Preamp	Aux	APos	TPos	Remark	Freq	Level	Line	Margin	Level	Factor	Loss	Factor	Factor	MHz	dBuV/m	dBuV/m	dB	dBuV	dB/m	dB	dB	dB	cm	deg	1	4874.00	40.54	74.00	-33.46	59.59	34.10	12.29	65.44	0.00	100	0 PEAK	2	7311.00	42.70	74.00	-31.30	57.42	35.00	14.73	65.25	0.00	100	0 PEAK	<table border="1"> <thead> <tr> <th>Limit</th> <th>Read</th> <th>Ant</th> <th>Cable</th> <th>Preamp</th> <th>Aux</th> <th>APos</th> <th>TPos</th> <th>Remark</th> </tr> <tr> <th>Freq</th> <th>Level</th> <th>Line</th> <th>Margin</th> <th>Level</th> <th>Factor</th> <th>Loss</th> <th>Factor</th> <th>Factor</th> </tr> <tr> <th>MHz</th> <th>dBuV/m</th> <th>dBuV/m</th> <th>dB</th> <th>dBuV</th> <th>dB/m</th> <th>dB</th> <th>dB</th> <th>dB</th> <th>cm</th> <th>deg</th> </tr> </thead> <tbody> <tr> <td>1</td> <td>4874.00</td> <td>39.89</td> <td>74.00</td> <td>-34.11</td> <td>58.94</td> <td>34.10</td> <td>12.29</td> <td>65.44</td> <td>0.00</td> <td>300</td> <td>0 PEAK</td> </tr> <tr> <td>2</td> <td>7311.00</td> <td>42.80</td> <td>74.00</td> <td>-31.20</td> <td>57.52</td> <td>35.80</td> <td>14.73</td> <td>65.25</td> <td>0.00</td> <td>300</td> <td>0 PEAK</td> </tr> </tbody> </table>	Limit	Read	Ant	Cable	Preamp	Aux	APos	TPos	Remark	Freq	Level	Line	Margin	Level	Factor	Loss	Factor	Factor	MHz	dBuV/m	dBuV/m	dB	dBuV	dB/m	dB	dB	dB	cm	deg	1	4874.00	39.89	74.00	-34.11	58.94	34.10	12.29	65.44	0.00	300	0 PEAK	2	7311.00	42.80	74.00	-31.20	57.52	35.80	14.73	65.25	0.00	300
Limit	Read	Ant	Cable	Preamp	Aux	APos	TPos	Remark																																																																																																			
Freq	Level	Line	Margin	Level	Factor	Loss	Factor	Factor																																																																																																			
MHz	dBuV/m	dBuV/m	dB	dBuV	dB/m	dB	dB	dB	cm	deg																																																																																																	
1	4874.00	40.54	74.00	-33.46	59.59	34.10	12.29	65.44	0.00	100	0 PEAK																																																																																																
2	7311.00	42.70	74.00	-31.30	57.42	35.00	14.73	65.25	0.00	100	0 PEAK																																																																																																
Limit	Read	Ant	Cable	Preamp	Aux	APos	TPos	Remark																																																																																																			
Freq	Level	Line	Margin	Level	Factor	Loss	Factor	Factor																																																																																																			
MHz	dBuV/m	dBuV/m	dB	dBuV	dB/m	dB	dB	dB	cm	deg																																																																																																	
1	4874.00	39.89	74.00	-34.11	58.94	34.10	12.29	65.44	0.00	300	0 PEAK																																																																																																
2	7311.00	42.80	74.00	-31.20	57.52	35.80	14.73	65.25	0.00	300	0 PEAK																																																																																																



		6																																																																																							
Mode	Band Edge																																																																																								
	2400-2483.5_802.11g_CH11_2462MHz																																																																																								
Pol.	Horizontal		Fundamental																																																																																						
Peak																																																																																									
	<table border="1"> <thead> <tr> <th>Limit</th> <th>Read</th> <th>Ant</th> <th>Cable</th> <th>Preamp</th> <th>Aux</th> <th>APos</th> <th>TPos</th> <th colspan="2">Remark</th> </tr> <tr> <th>Freq</th> <th>Level</th> <th>Line</th> <th>Margin</th> <th>Level</th> <th>Factor</th> <th>Loss</th> <th>Factor</th> <th>Factor</th> <th></th> </tr> <tr> <th>MHz</th> <th>dBuV/m</th> <th>dBuV/m</th> <th>dB</th> <th>dBuV</th> <th>dB/m</th> <th>dB</th> <th>dB</th> <th>dB</th> <th>cm</th> <th>deg</th> </tr> </thead> <tbody> <tr> <td>1</td> <td>2483.58</td> <td>59.20</td> <td>74.00</td> <td>-14.80</td> <td>42.67</td> <td>32.13</td> <td>9.05</td> <td>30.65</td> <td>6.00</td> <td>200</td> <td>94 PEAK</td> </tr> </tbody> </table>		Limit	Read	Ant	Cable	Preamp	Aux	APos	TPos	Remark		Freq	Level	Line	Margin	Level	Factor	Loss	Factor	Factor		MHz	dBuV/m	dBuV/m	dB	dBuV	dB/m	dB	dB	dB	cm	deg	1	2483.58	59.20	74.00	-14.80	42.67	32.13	9.05	30.65	6.00	200	94 PEAK	<table border="1"> <thead> <tr> <th>Limit</th> <th>Read</th> <th>Ant</th> <th>Cable</th> <th>Preamp</th> <th>Aux</th> <th>APos</th> <th>TPos</th> <th colspan="2">Remark</th> </tr> <tr> <th>Freq</th> <th>Level</th> <th>Line</th> <th>Margin</th> <th>Level</th> <th>Factor</th> <th>Loss</th> <th>Factor</th> <th>Factor</th> <th></th> </tr> <tr> <th>MHz</th> <th>dBuV/m</th> <th>dBuV/m</th> <th>dB</th> <th>dBuV</th> <th>dB/m</th> <th>dB</th> <th>dB</th> <th>dB</th> <th>cm</th> <th>deg</th> </tr> </thead> <tbody> <tr> <td>1</td> <td>2462.00</td> <td>110.48</td> <td>74.00</td> <td>36.48</td> <td>94.07</td> <td>32.10</td> <td>9.00</td> <td>30.69</td> <td>6.00</td> <td>200</td> <td>94 PEAK</td> </tr> </tbody> </table>		Limit	Read	Ant	Cable	Preamp	Aux	APos	TPos	Remark		Freq	Level	Line	Margin	Level	Factor	Loss	Factor	Factor		MHz	dBuV/m	dBuV/m	dB	dBuV	dB/m	dB	dB	dB	cm	deg	1	2462.00	110.48	74.00	36.48	94.07	32.10	9.00	30.69	6.00	200
Limit	Read	Ant	Cable	Preamp	Aux	APos	TPos	Remark																																																																																	
Freq	Level	Line	Margin	Level	Factor	Loss	Factor	Factor																																																																																	
MHz	dBuV/m	dBuV/m	dB	dBuV	dB/m	dB	dB	dB	cm	deg																																																																															
1	2483.58	59.20	74.00	-14.80	42.67	32.13	9.05	30.65	6.00	200	94 PEAK																																																																														
Limit	Read	Ant	Cable	Preamp	Aux	APos	TPos	Remark																																																																																	
Freq	Level	Line	Margin	Level	Factor	Loss	Factor	Factor																																																																																	
MHz	dBuV/m	dBuV/m	dB	dBuV	dB/m	dB	dB	dB	cm	deg																																																																															
1	2462.00	110.48	74.00	36.48	94.07	32.10	9.00	30.69	6.00	200	94 PEAK																																																																														
Avg																																																																																									
	<table border="1"> <thead> <tr> <th>Limit</th> <th>Read</th> <th>Ant</th> <th>Cable</th> <th>Preamp</th> <th>Aux</th> <th>APos</th> <th>TPos</th> <th colspan="2">Remark</th> </tr> <tr> <th>Freq</th> <th>Level</th> <th>Line</th> <th>Margin</th> <th>Level</th> <th>Factor</th> <th>Loss</th> <th>Factor</th> <th>Factor</th> <th></th> </tr> <tr> <th>MHz</th> <th>dBuV/m</th> <th>dBuV/m</th> <th>dB</th> <th>dBuV</th> <th>dB/m</th> <th>dB</th> <th>dB</th> <th>dB</th> <th>cm</th> <th>deg</th> </tr> </thead> <tbody> <tr> <td>1</td> <td>2483.81</td> <td>48.92</td> <td>54.00</td> <td>-5.08</td> <td>32.39</td> <td>32.13</td> <td>9.05</td> <td>30.65</td> <td>6.00</td> <td>200</td> <td>94 AVERAGE</td> </tr> </tbody> </table>		Limit	Read	Ant	Cable	Preamp	Aux	APos	TPos	Remark		Freq	Level	Line	Margin	Level	Factor	Loss	Factor	Factor		MHz	dBuV/m	dBuV/m	dB	dBuV	dB/m	dB	dB	dB	cm	deg	1	2483.81	48.92	54.00	-5.08	32.39	32.13	9.05	30.65	6.00	200	94 AVERAGE	<table border="1"> <thead> <tr> <th>Limit</th> <th>Read</th> <th>Ant</th> <th>Cable</th> <th>Preamp</th> <th>Aux</th> <th>APos</th> <th>TPos</th> <th colspan="2">Remark</th> </tr> <tr> <th>Freq</th> <th>Level</th> <th>Line</th> <th>Margin</th> <th>Level</th> <th>Factor</th> <th>Loss</th> <th>Factor</th> <th>Factor</th> <th></th> </tr> <tr> <th>MHz</th> <th>dBuV/m</th> <th>dBuV/m</th> <th>dB</th> <th>dBuV</th> <th>dB/m</th> <th>dB</th> <th>dB</th> <th>dB</th> <th>cm</th> <th>deg</th> </tr> </thead> <tbody> <tr> <td>1</td> <td>2462.00</td> <td>101.36</td> <td>54.00</td> <td>47.36</td> <td>84.99</td> <td>32.09</td> <td>8.99</td> <td>30.71</td> <td>6.00</td> <td>200</td> <td>94 AVERAGE</td> </tr> </tbody> </table>		Limit	Read	Ant	Cable	Preamp	Aux	APos	TPos	Remark		Freq	Level	Line	Margin	Level	Factor	Loss	Factor	Factor		MHz	dBuV/m	dBuV/m	dB	dBuV	dB/m	dB	dB	dB	cm	deg	1	2462.00	101.36	54.00	47.36	84.99	32.09	8.99	30.71	6.00	200
Limit	Read	Ant	Cable	Preamp	Aux	APos	TPos	Remark																																																																																	
Freq	Level	Line	Margin	Level	Factor	Loss	Factor	Factor																																																																																	
MHz	dBuV/m	dBuV/m	dB	dBuV	dB/m	dB	dB	dB	cm	deg																																																																															
1	2483.81	48.92	54.00	-5.08	32.39	32.13	9.05	30.65	6.00	200	94 AVERAGE																																																																														
Limit	Read	Ant	Cable	Preamp	Aux	APos	TPos	Remark																																																																																	
Freq	Level	Line	Margin	Level	Factor	Loss	Factor	Factor																																																																																	
MHz	dBuV/m	dBuV/m	dB	dBuV	dB/m	dB	dB	dB	cm	deg																																																																															
1	2462.00	101.36	54.00	47.36	84.99	32.09	8.99	30.71	6.00	200	94 AVERAGE																																																																														



		6																																																							
Mode		Band Edge																																																							
		2400-2483.5_802.11g_CH11_2462MHz																																																							
Pol.		Vertical					Fundamental																																																		
Peak	Vertical	<table border="1"> <thead> <tr> <th>Limit</th> <th>Read</th> <th>Ant</th> <th>Cable</th> <th>Preamp</th> <th>Aux</th> <th>APos</th> <th>TPos</th> <th colspan="3">Remark</th> </tr> <tr> <th>Freq</th> <th>Level</th> <th>Line</th> <th>Margin</th> <th>Level</th> <th>Factor</th> <th>Loss</th> <th>Factor</th> <th>Factor</th> <th>cm</th> <th>deg</th> </tr> <tr> <th>MHz</th> <th>dBuV/m</th> <th>dBuV/m</th> <th>dB</th> <th>dBuV</th> <th>dB/m</th> <th>dB</th> <th>dB</th> <th>dB</th> <th>cm</th> <th>deg</th> </tr> </thead> <tbody> <tr> <td>1</td> <td>2484.72</td> <td>58.78</td> <td>74.00</td> <td>-15.22</td> <td>42.24</td> <td>32.13</td> <td>9.05</td> <td>30.64</td> <td>6.00</td> <td>323</td> <td>66</td> <td>PEAK</td> </tr> </tbody> </table>										Limit	Read	Ant	Cable	Preamp	Aux	APos	TPos	Remark			Freq	Level	Line	Margin	Level	Factor	Loss	Factor	Factor	cm	deg	MHz	dBuV/m	dBuV/m	dB	dBuV	dB/m	dB	dB	dB	cm	deg	1	2484.72	58.78	74.00	-15.22	42.24	32.13	9.05	30.64	6.00	323	66	PEAK
	Limit	Read	Ant	Cable	Preamp	Aux	APos	TPos	Remark																																																
Freq	Level	Line	Margin	Level	Factor	Loss	Factor	Factor	cm	deg																																															
MHz	dBuV/m	dBuV/m	dB	dBuV	dB/m	dB	dB	dB	cm	deg																																															
1	2484.72	58.78	74.00	-15.22	42.24	32.13	9.05	30.64	6.00	323	66	PEAK																																													
Fundamental	<table border="1"> <thead> <tr> <th>Limit</th> <th>Read</th> <th>Ant</th> <th>Cable</th> <th>Preamp</th> <th>Aux</th> <th>APos</th> <th>TPos</th> <th colspan="3">Remark</th> </tr> <tr> <th>Freq</th> <th>Level</th> <th>Line</th> <th>Margin</th> <th>Level</th> <th>Factor</th> <th>Loss</th> <th>Factor</th> <th>Factor</th> <th>cm</th> <th>deg</th> </tr> <tr> <th>MHz</th> <th>dBuV/m</th> <th>dBuV/m</th> <th>dB</th> <th>dBuV</th> <th>dB/m</th> <th>dB</th> <th>dB</th> <th>dB</th> <th>cm</th> <th>deg</th> </tr> </thead> <tbody> <tr> <td>1</td> <td>2462.00</td> <td>108.00</td> <td>74.00</td> <td>34.00</td> <td>91.63</td> <td>32.09</td> <td>8.99</td> <td>30.71</td> <td>6.00</td> <td>323</td> <td>66</td> <td>PEAK</td> </tr> </tbody> </table>										Limit	Read	Ant	Cable	Preamp	Aux	APos	TPos	Remark			Freq	Level	Line	Margin	Level	Factor	Loss	Factor	Factor	cm	deg	MHz	dBuV/m	dBuV/m	dB	dBuV	dB/m	dB	dB	dB	cm	deg	1	2462.00	108.00	74.00	34.00	91.63	32.09	8.99	30.71	6.00	323	66	PEAK	
Limit	Read	Ant	Cable	Preamp	Aux	APos	TPos	Remark																																																	
Freq	Level	Line	Margin	Level	Factor	Loss	Factor	Factor	cm	deg																																															
MHz	dBuV/m	dBuV/m	dB	dBuV	dB/m	dB	dB	dB	cm	deg																																															
1	2462.00	108.00	74.00	34.00	91.63	32.09	8.99	30.71	6.00	323	66	PEAK																																													
Avg	Vertical	<table border="1"> <thead> <tr> <th>Limit</th> <th>Read</th> <th>Ant</th> <th>Cable</th> <th>Preamp</th> <th>Aux</th> <th>APos</th> <th>TPos</th> <th colspan="3">Remark</th> </tr> <tr> <th>Freq</th> <th>Level</th> <th>Line</th> <th>Margin</th> <th>Level</th> <th>Factor</th> <th>Loss</th> <th>Factor</th> <th>Factor</th> <th>cm</th> <th>deg</th> </tr> <tr> <th>MHz</th> <th>dBuV/m</th> <th>dBuV/m</th> <th>dB</th> <th>dBuV</th> <th>dB/m</th> <th>dB</th> <th>dB</th> <th>dB</th> <th>cm</th> <th>deg</th> </tr> </thead> <tbody> <tr> <td>1</td> <td>2483.55</td> <td>46.77</td> <td>54.00</td> <td>-7.23</td> <td>30.24</td> <td>32.13</td> <td>9.05</td> <td>30.65</td> <td>6.00</td> <td>323</td> <td>66</td> <td>AVERAGE</td> </tr> </tbody> </table>										Limit	Read	Ant	Cable	Preamp	Aux	APos	TPos	Remark			Freq	Level	Line	Margin	Level	Factor	Loss	Factor	Factor	cm	deg	MHz	dBuV/m	dBuV/m	dB	dBuV	dB/m	dB	dB	dB	cm	deg	1	2483.55	46.77	54.00	-7.23	30.24	32.13	9.05	30.65	6.00	323	66	AVERAGE
	Limit	Read	Ant	Cable	Preamp	Aux	APos	TPos	Remark																																																
Freq	Level	Line	Margin	Level	Factor	Loss	Factor	Factor	cm	deg																																															
MHz	dBuV/m	dBuV/m	dB	dBuV	dB/m	dB	dB	dB	cm	deg																																															
1	2483.55	46.77	54.00	-7.23	30.24	32.13	9.05	30.65	6.00	323	66	AVERAGE																																													
Fundamental	<table border="1"> <thead> <tr> <th>Limit</th> <th>Read</th> <th>Ant</th> <th>Cable</th> <th>Preamp</th> <th>Aux</th> <th>APos</th> <th>TPos</th> <th colspan="3">Remark</th> </tr> <tr> <th>Freq</th> <th>Level</th> <th>Line</th> <th>Margin</th> <th>Level</th> <th>Factor</th> <th>Loss</th> <th>Factor</th> <th>Factor</th> <th>cm</th> <th>deg</th> </tr> <tr> <th>MHz</th> <th>dBuV/m</th> <th>dBuV/m</th> <th>dB</th> <th>dBuV</th> <th>dB/m</th> <th>dB</th> <th>dB</th> <th>dB</th> <th>cm</th> <th>deg</th> </tr> </thead> <tbody> <tr> <td>1</td> <td>2462.00</td> <td>90.13</td> <td>54.00</td> <td>44.13</td> <td>81.74</td> <td>32.10</td> <td>8.99</td> <td>30.70</td> <td>6.00</td> <td>323</td> <td>66</td> <td>AVERAGE</td> </tr> </tbody> </table>										Limit	Read	Ant	Cable	Preamp	Aux	APos	TPos	Remark			Freq	Level	Line	Margin	Level	Factor	Loss	Factor	Factor	cm	deg	MHz	dBuV/m	dBuV/m	dB	dBuV	dB/m	dB	dB	dB	cm	deg	1	2462.00	90.13	54.00	44.13	81.74	32.10	8.99	30.70	6.00	323	66	AVERAGE	
Limit	Read	Ant	Cable	Preamp	Aux	APos	TPos	Remark																																																	
Freq	Level	Line	Margin	Level	Factor	Loss	Factor	Factor	cm	deg																																															
MHz	dBuV/m	dBuV/m	dB	dBuV	dB/m	dB	dB	dB	cm	deg																																															
1	2462.00	90.13	54.00	44.13	81.74	32.10	8.99	30.70	6.00	323	66	AVERAGE																																													



Mode	6																																																																																																										
	Harmonic																																																																																																										
	2400-2483.5_802.11g_CH11_2462MHz																																																																																																										
Pol.	Horizontal	Vertical																																																																																																									
Peak Avg																																																																																																											
	<table border="1"> <thead> <tr> <th>Limit</th> <th>Read</th> <th>Ant</th> <th>Cable</th> <th>Preamp</th> <th>Aux</th> <th>APos</th> <th>TPos</th> <th>Remark</th> </tr> <tr> <th>Freq</th> <th>Level</th> <th>Line</th> <th>Margin</th> <th>Level</th> <th>Factor</th> <th>Loss</th> <th>Factor</th> <th>Factor</th> </tr> <tr> <th>MHz</th> <th>dBuV/m</th> <th>dBuV/m</th> <th>dB</th> <th>dBuV</th> <th>dB/m</th> <th>dB</th> <th>dB</th> <th>dB</th> </tr> </thead> <tbody> <tr> <td>1</td> <td>4924.00</td> <td>41.47</td> <td>74.00</td> <td>-32.53</td> <td>60.59</td> <td>34.10</td> <td>12.22</td> <td>65.44</td> <td>0.00</td> <td>100</td> <td>0</td> <td>PEAK</td> </tr> <tr> <td>2</td> <td>7386.00</td> <td>43.08</td> <td>74.00</td> <td>-30.92</td> <td>57.79</td> <td>35.00</td> <td>14.78</td> <td>65.29</td> <td>0.00</td> <td>100</td> <td>0</td> <td>PEAK</td> </tr> </tbody> </table>	Limit	Read	Ant	Cable	Preamp	Aux	APos	TPos	Remark	Freq	Level	Line	Margin	Level	Factor	Loss	Factor	Factor	MHz	dBuV/m	dBuV/m	dB	dBuV	dB/m	dB	dB	dB	1	4924.00	41.47	74.00	-32.53	60.59	34.10	12.22	65.44	0.00	100	0	PEAK	2	7386.00	43.08	74.00	-30.92	57.79	35.00	14.78	65.29	0.00	100	0	PEAK	<table border="1"> <thead> <tr> <th>Limit</th> <th>Read</th> <th>Ant</th> <th>Cable</th> <th>Preamp</th> <th>Aux</th> <th>APos</th> <th>TPos</th> <th>Remark</th> </tr> <tr> <th>Freq</th> <th>Level</th> <th>Line</th> <th>Margin</th> <th>Level</th> <th>Factor</th> <th>Loss</th> <th>Factor</th> <th>Factor</th> </tr> <tr> <th>MHz</th> <th>dBuV/m</th> <th>dBuV/m</th> <th>dB</th> <th>dBuV</th> <th>dB/m</th> <th>dB</th> <th>dB</th> <th>dB</th> </tr> </thead> <tbody> <tr> <td>1</td> <td>4924.00</td> <td>41.09</td> <td>74.00</td> <td>-32.91</td> <td>60.21</td> <td>34.10</td> <td>12.22</td> <td>65.44</td> <td>0.00</td> <td>300</td> <td>0</td> <td>PEAK</td> </tr> <tr> <td>2</td> <td>7386.00</td> <td>42.68</td> <td>74.00</td> <td>-31.32</td> <td>57.39</td> <td>35.80</td> <td>14.78</td> <td>65.29</td> <td>0.00</td> <td>300</td> <td>0</td> <td>PEAK</td> </tr> </tbody> </table>	Limit	Read	Ant	Cable	Preamp	Aux	APos	TPos	Remark	Freq	Level	Line	Margin	Level	Factor	Loss	Factor	Factor	MHz	dBuV/m	dBuV/m	dB	dBuV	dB/m	dB	dB	dB	1	4924.00	41.09	74.00	-32.91	60.21	34.10	12.22	65.44	0.00	300	0	PEAK	2	7386.00	42.68	74.00	-31.32	57.39	35.80	14.78	65.29	0.00	300	0
Limit	Read	Ant	Cable	Preamp	Aux	APos	TPos	Remark																																																																																																			
Freq	Level	Line	Margin	Level	Factor	Loss	Factor	Factor																																																																																																			
MHz	dBuV/m	dBuV/m	dB	dBuV	dB/m	dB	dB	dB																																																																																																			
1	4924.00	41.47	74.00	-32.53	60.59	34.10	12.22	65.44	0.00	100	0	PEAK																																																																																															
2	7386.00	43.08	74.00	-30.92	57.79	35.00	14.78	65.29	0.00	100	0	PEAK																																																																																															
Limit	Read	Ant	Cable	Preamp	Aux	APos	TPos	Remark																																																																																																			
Freq	Level	Line	Margin	Level	Factor	Loss	Factor	Factor																																																																																																			
MHz	dBuV/m	dBuV/m	dB	dBuV	dB/m	dB	dB	dB																																																																																																			
1	4924.00	41.09	74.00	-32.91	60.21	34.10	12.22	65.44	0.00	300	0	PEAK																																																																																															
2	7386.00	42.68	74.00	-31.32	57.39	35.80	14.78	65.29	0.00	300	0	PEAK																																																																																															



7

Mode

Band Edge

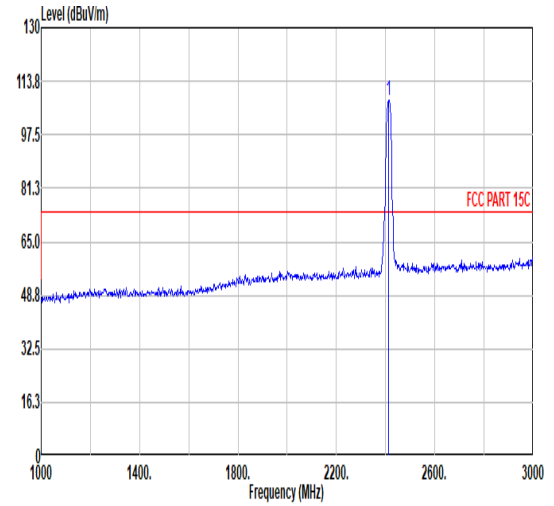
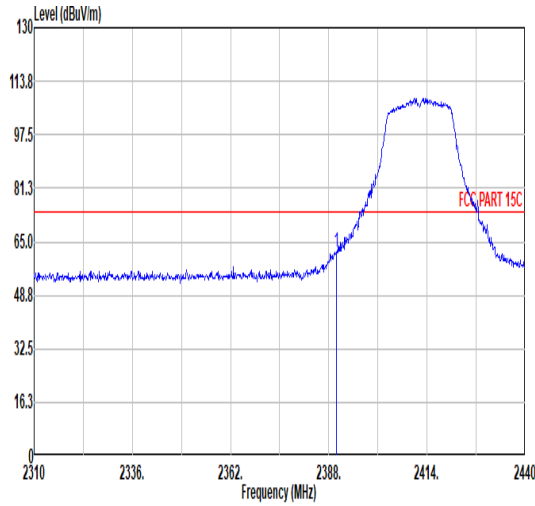
2400-2483.5\_802.11n\_HT20\_CH01\_2412MHz

Pol.

Horizontal

Fundamental

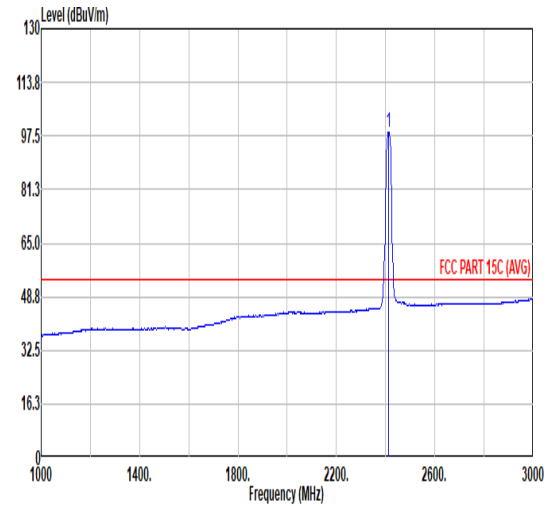
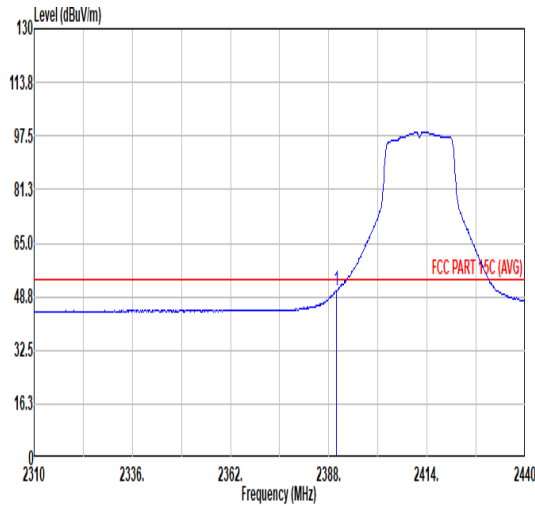
Peak



Freq	Level	Limit		Read	Ant	Cable	Preamp	Aux	APos	TPos	Remark
		Line	Margin								
MHz	dBuV/m	dBuV/m	dB	dBuV	dB/m	dB	dB	dB	cm	deg	
1	2389.95	61.95	74.00	-12.05	46.09	31.98	8.77	30.89	6.00	180	92 PEAK

Freq	Level	Limit		Read	Ant	Cable	Preamp	Aux	APos	TPos	Remark
		Line	Margin								
MHz	dBuV/m	dBuV/m	dB	dBuV	dB/m	dB	dB	dB	cm	deg	
1	2412.00	108.05	74.00	34.05	92.03	32.02	8.84	30.84	6.00	180	92 PEAK

Avg



Freq	Level	Limit		Read	Ant	Cable	Preamp	Aux	APos	TPos	Remark
		Line	Margin								
MHz	dBuV/m	dBuV/m	dB	dBuV	dB/m	dB	dB	dB	cm	deg	
1	2389.95	50.59	54.00	-3.41	34.73	31.98	8.77	30.89	6.00	180	92 AVERAGE

Freq	Level	Limit		Read	Ant	Cable	Preamp	Aux	APos	TPos	Remark
		Line	Margin								
MHz	dBuV/m	dBuV/m	dB	dBuV	dB/m	dB	dB	dB	cm	deg	
1	2412.00	90.71	54.00	44.71	82.70	32.02	8.84	30.85	6.00	180	92 AVERAGE





7

Mode

Band Edge

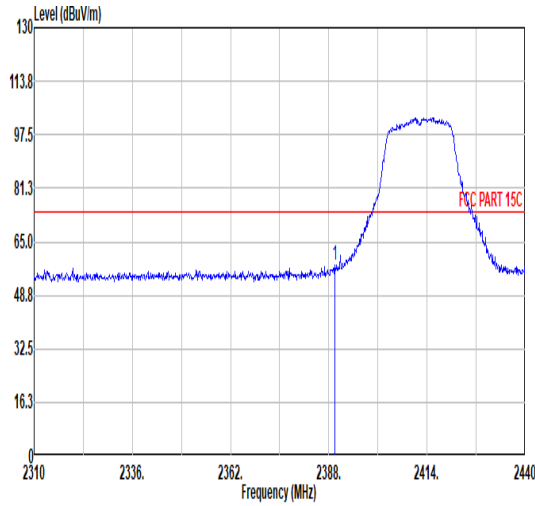
2400-2483.5\_802.11n\_HT20\_CH01\_2412MHz

Pol.

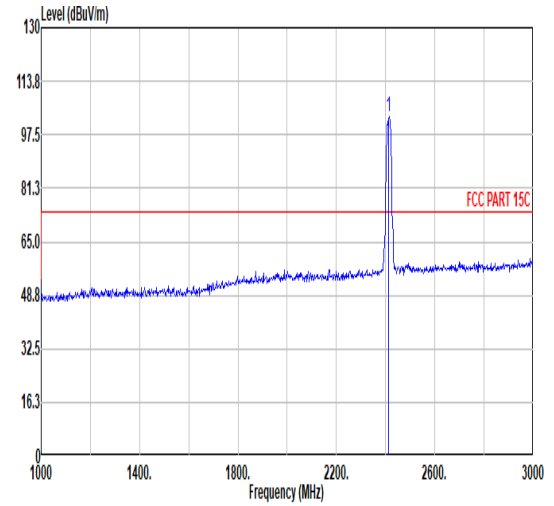
Vertical

Fundamental

Peak

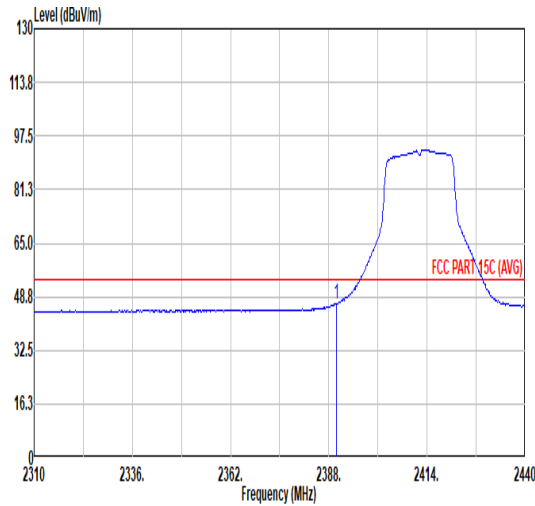


Freq	Level	Limit		Read	Ant	Cable	Preamp	Aux	APos	TPos	Remark	
		Line	Margin									
MHz	dBuV/m	dBuV/m	dB	dBuV	dB/m	dB	dB	dB	cm	deg		
1	2389.56	57.92	74.00	-16.08	42.06	31.98	8.77	30.89	6.00	300	360	PEAK

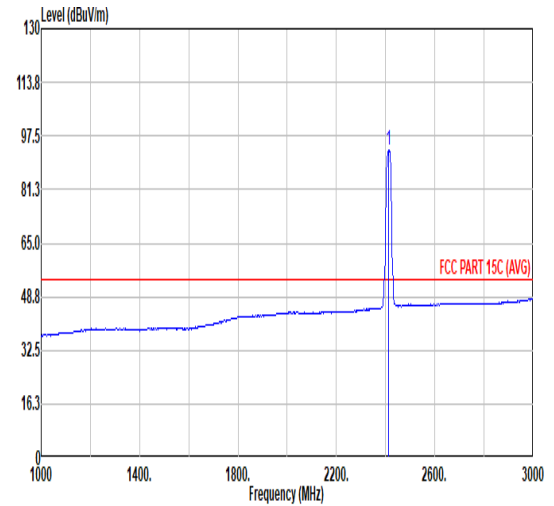


Freq	Level	Limit		Read	Ant	Cable	Preamp	Aux	APos	TPos	Remark	
		Line	Margin									
MHz	dBuV/m	dBuV/m	dB	dBuV	dB/m	dB	dB	dB	cm	deg		
1	2412.00	102.86	74.00	28.86	86.84	32.02	8.84	30.84	6.00	300	360	PEAK

Avg



Freq	Level	Limit		Read	Ant	Cable	Preamp	Aux	APos	TPos	Remark	
		Line	Margin									
MHz	dBuV/m	dBuV/m	dB	dBuV	dB/m	dB	dB	dB	cm	deg		
1	2389.95	46.79	54.00	-7.21	30.93	31.98	8.77	30.89	6.00	300	360	AVERAGE



Freq	Level	Limit		Read	Ant	Cable	Preamp	Aux	APos	TPos	Remark	
		Line	Margin									
MHz	dBuV/m	dBuV/m	dB	dBuV	dB/m	dB	dB	dB	cm	deg		
1	2412.00	93.32	54.00	39.32	77.31	32.02	8.84	30.85	6.00	300	360	AVERAGE



Mode	7																																																																																			
	Harmonic																																																																																			
	2400-2483.5_802.11n_HT20_CH01_2412MHz																																																																																			
Pol.	Horizontal	Vertical																																																																																		
Peak Avg	<table border="1"> <thead> <tr> <th>Limit</th> <th>Read</th> <th>Ant</th> <th>Cable</th> <th>Preamp</th> <th>Aux</th> <th>APos</th> <th>TPos</th> <th>Remark</th> </tr> <tr> <th>Freq</th> <th>Level</th> <th>Line</th> <th>Margin</th> <th>Level</th> <th>Factor</th> <th>Loss</th> <th>Factor</th> <th>Factor</th> </tr> <tr> <th>MHz</th> <th>dBuV/m</th> <th>dBuV/m</th> <th>dB</th> <th>dBuV</th> <th>dB/m</th> <th>dB</th> <th>dB</th> <th>cm</th> <th>deg</th> </tr> </thead> <tbody> <tr> <td>1</td> <td>48.24</td> <td>40.87</td> <td>74.00</td> <td>-33.13</td> <td>59.72</td> <td>34.10</td> <td>12.48</td> <td>65.43</td> <td>0.00</td> <td>100</td> <td>0</td> <td>PEAK</td> </tr> </tbody> </table>	Limit	Read	Ant	Cable	Preamp	Aux	APos	TPos	Remark	Freq	Level	Line	Margin	Level	Factor	Loss	Factor	Factor	MHz	dBuV/m	dBuV/m	dB	dBuV	dB/m	dB	dB	cm	deg	1	48.24	40.87	74.00	-33.13	59.72	34.10	12.48	65.43	0.00	100	0	PEAK	<table border="1"> <thead> <tr> <th>Limit</th> <th>Read</th> <th>Ant</th> <th>Cable</th> <th>Preamp</th> <th>Aux</th> <th>APos</th> <th>TPos</th> <th>Remark</th> </tr> <tr> <th>Freq</th> <th>Level</th> <th>Line</th> <th>Margin</th> <th>Level</th> <th>Factor</th> <th>Loss</th> <th>Factor</th> <th>Factor</th> </tr> <tr> <th>MHz</th> <th>dBuV/m</th> <th>dBuV/m</th> <th>dB</th> <th>dBuV</th> <th>dB/m</th> <th>dB</th> <th>dB</th> <th>cm</th> <th>deg</th> </tr> </thead> <tbody> <tr> <td>1</td> <td>48.24</td> <td>39.79</td> <td>74.00</td> <td>-34.21</td> <td>58.64</td> <td>34.10</td> <td>12.48</td> <td>65.43</td> <td>0.00</td> <td>300</td> <td>0</td> <td>PEAK</td> </tr> </tbody> </table>	Limit	Read	Ant	Cable	Preamp	Aux	APos	TPos	Remark	Freq	Level	Line	Margin	Level	Factor	Loss	Factor	Factor	MHz	dBuV/m	dBuV/m	dB	dBuV	dB/m	dB	dB	cm	deg	1	48.24	39.79	74.00	-34.21	58.64	34.10	12.48	65.43	0.00	300	0	PEAK
Limit	Read	Ant	Cable	Preamp	Aux	APos	TPos	Remark																																																																												
Freq	Level	Line	Margin	Level	Factor	Loss	Factor	Factor																																																																												
MHz	dBuV/m	dBuV/m	dB	dBuV	dB/m	dB	dB	cm	deg																																																																											
1	48.24	40.87	74.00	-33.13	59.72	34.10	12.48	65.43	0.00	100	0	PEAK																																																																								
Limit	Read	Ant	Cable	Preamp	Aux	APos	TPos	Remark																																																																												
Freq	Level	Line	Margin	Level	Factor	Loss	Factor	Factor																																																																												
MHz	dBuV/m	dBuV/m	dB	dBuV	dB/m	dB	dB	cm	deg																																																																											
1	48.24	39.79	74.00	-34.21	58.64	34.10	12.48	65.43	0.00	300	0	PEAK																																																																								



Mode	8																																																																																																														
	Harmonic																																																																																																														
	2400-2483.5_802.11n_HT20_CH06_2437MHz																																																																																																														
Pol.	Horizontal	Vertical																																																																																																													
Peak Avg																																																																																																															
	<table border="1"> <thead> <tr> <th>Limit</th> <th>Read</th> <th>Ant</th> <th>Cable</th> <th>Preamp</th> <th>Aux</th> <th>APos</th> <th>TPos</th> <th colspan="2">Remark</th> </tr> <tr> <th>Freq</th> <th>Level</th> <th>Line</th> <th>Margin</th> <th>Level</th> <th>Factor</th> <th>Loss</th> <th>Factor</th> <th>Factor</th> <th></th> </tr> <tr> <th>MHz</th> <th>dBuV/m</th> <th>dBuV/m</th> <th>dB</th> <th>dBuV</th> <th>dB/m</th> <th>dB</th> <th>dB</th> <th>dB</th> <th>cm</th> <th>deg</th> </tr> </thead> <tbody> <tr> <td>1</td> <td>4874.00</td> <td>39.97</td> <td>74.00</td> <td>-34.03</td> <td>59.02</td> <td>34.10</td> <td>12.29</td> <td>65.44</td> <td>0.00</td> <td>100</td> <td>0 PEAK</td> </tr> <tr> <td>2</td> <td>7311.00</td> <td>42.51</td> <td>74.00</td> <td>-31.49</td> <td>57.23</td> <td>35.00</td> <td>14.73</td> <td>65.25</td> <td>0.00</td> <td>100</td> <td>0 PEAK</td> </tr> </tbody> </table>	Limit	Read	Ant	Cable	Preamp	Aux	APos	TPos	Remark		Freq	Level	Line	Margin	Level	Factor	Loss	Factor	Factor		MHz	dBuV/m	dBuV/m	dB	dBuV	dB/m	dB	dB	dB	cm	deg	1	4874.00	39.97	74.00	-34.03	59.02	34.10	12.29	65.44	0.00	100	0 PEAK	2	7311.00	42.51	74.00	-31.49	57.23	35.00	14.73	65.25	0.00	100	0 PEAK	<table border="1"> <thead> <tr> <th>Limit</th> <th>Read</th> <th>Ant</th> <th>Cable</th> <th>Preamp</th> <th>Aux</th> <th>APos</th> <th>TPos</th> <th colspan="2">Remark</th> </tr> <tr> <th>Freq</th> <th>Level</th> <th>Line</th> <th>Margin</th> <th>Level</th> <th>Factor</th> <th>Loss</th> <th>Factor</th> <th>Factor</th> <th></th> </tr> <tr> <th>MHz</th> <th>dBuV/m</th> <th>dBuV/m</th> <th>dB</th> <th>dBuV</th> <th>dB/m</th> <th>dB</th> <th>dB</th> <th>dB</th> <th>cm</th> <th>deg</th> </tr> </thead> <tbody> <tr> <td>1</td> <td>4874.00</td> <td>40.81</td> <td>74.00</td> <td>-33.19</td> <td>59.86</td> <td>34.10</td> <td>12.29</td> <td>65.44</td> <td>0.00</td> <td>300</td> <td>0 PEAK</td> </tr> <tr> <td>2</td> <td>7311.00</td> <td>43.29</td> <td>74.00</td> <td>-30.71</td> <td>58.01</td> <td>35.80</td> <td>14.73</td> <td>65.25</td> <td>0.00</td> <td>300</td> <td>0 PEAK</td> </tr> </tbody> </table>	Limit	Read	Ant	Cable	Preamp	Aux	APos	TPos	Remark		Freq	Level	Line	Margin	Level	Factor	Loss	Factor	Factor		MHz	dBuV/m	dBuV/m	dB	dBuV	dB/m	dB	dB	dB	cm	deg	1	4874.00	40.81	74.00	-33.19	59.86	34.10	12.29	65.44	0.00	300	0 PEAK	2	7311.00	43.29	74.00	-30.71	58.01	35.80	14.73	65.25	0.00	300
Limit	Read	Ant	Cable	Preamp	Aux	APos	TPos	Remark																																																																																																							
Freq	Level	Line	Margin	Level	Factor	Loss	Factor	Factor																																																																																																							
MHz	dBuV/m	dBuV/m	dB	dBuV	dB/m	dB	dB	dB	cm	deg																																																																																																					
1	4874.00	39.97	74.00	-34.03	59.02	34.10	12.29	65.44	0.00	100	0 PEAK																																																																																																				
2	7311.00	42.51	74.00	-31.49	57.23	35.00	14.73	65.25	0.00	100	0 PEAK																																																																																																				
Limit	Read	Ant	Cable	Preamp	Aux	APos	TPos	Remark																																																																																																							
Freq	Level	Line	Margin	Level	Factor	Loss	Factor	Factor																																																																																																							
MHz	dBuV/m	dBuV/m	dB	dBuV	dB/m	dB	dB	dB	cm	deg																																																																																																					
1	4874.00	40.81	74.00	-33.19	59.86	34.10	12.29	65.44	0.00	300	0 PEAK																																																																																																				
2	7311.00	43.29	74.00	-30.71	58.01	35.80	14.73	65.25	0.00	300	0 PEAK																																																																																																				



		9																																																																																													
Mode	Band Edge																																																																																														
	2400-2483.5_802.11n HT20_CH11_2462MHz																																																																																														
Pol.	Horizontal					Fundamental																																																																																									
Peak																																																																																															
	<table border="1"> <thead> <tr> <th>Limit</th> <th>Read</th> <th>Ant</th> <th>Cable</th> <th>Preamp</th> <th>Aux</th> <th>APos</th> <th>TPos</th> <th colspan="2"></th> </tr> <tr> <th>Freq</th> <th>Level</th> <th>Level</th> <th>Loss</th> <th>Loss</th> <th>Loss</th> <th>Factor</th> <th>Factor</th> <th>cm</th> <th>deg</th> </tr> <tr> <th>MHz</th> <th>dBuV/m</th> <th>dBuV/m</th> <th>dB</th> <th>dBuV</th> <th>dB/m</th> <th>dB</th> <th>dB</th> <th>dB</th> <th>deg</th> </tr> </thead> <tbody> <tr> <td>1</td> <td>2484.99</td> <td>58.55</td> <td>74.00</td> <td>-15.45</td> <td>42.01</td> <td>32.13</td> <td>9.05</td> <td>30.64</td> <td>6.00</td> <td>110</td> <td>36</td> <td>PEAK</td> </tr> </tbody> </table>					Limit	Read	Ant	Cable	Preamp	Aux	APos	TPos			Freq	Level	Level	Loss	Loss	Loss	Factor	Factor	cm	deg	MHz	dBuV/m	dBuV/m	dB	dBuV	dB/m	dB	dB	dB	deg	1	2484.99	58.55	74.00	-15.45	42.01	32.13	9.05	30.64	6.00	110	36	PEAK	<table border="1"> <thead> <tr> <th>Limit</th> <th>Read</th> <th>Ant</th> <th>Cable</th> <th>Preamp</th> <th>Aux</th> <th>APos</th> <th>TPos</th> <th colspan="2"></th> </tr> <tr> <th>Freq</th> <th>Level</th> <th>Level</th> <th>Loss</th> <th>Loss</th> <th>Loss</th> <th>Factor</th> <th>Factor</th> <th>cm</th> <th>deg</th> </tr> <tr> <th>MHz</th> <th>dBuV/m</th> <th>dBuV/m</th> <th>dB</th> <th>dBuV</th> <th>dB/m</th> <th>dB</th> <th>dB</th> <th>dB</th> <th>deg</th> </tr> </thead> <tbody> <tr> <td>1</td> <td>2462.00</td> <td>110.37</td> <td>74.00</td> <td>36.37</td> <td>94.00</td> <td>32.09</td> <td>8.99</td> <td>30.71</td> <td>6.00</td> <td>110</td> <td>36</td> <td>PEAK</td> </tr> </tbody> </table>					Limit	Read	Ant	Cable	Preamp	Aux	APos	TPos			Freq	Level	Level	Loss	Loss	Loss	Factor	Factor	cm	deg	MHz	dBuV/m	dBuV/m	dB	dBuV	dB/m	dB	dB	dB	deg	1	2462.00	110.37	74.00	36.37	94.00	32.09	8.99	30.71	6.00	110	36
Limit	Read	Ant	Cable	Preamp	Aux	APos	TPos																																																																																								
Freq	Level	Level	Loss	Loss	Loss	Factor	Factor	cm	deg																																																																																						
MHz	dBuV/m	dBuV/m	dB	dBuV	dB/m	dB	dB	dB	deg																																																																																						
1	2484.99	58.55	74.00	-15.45	42.01	32.13	9.05	30.64	6.00	110	36	PEAK																																																																																			
Limit	Read	Ant	Cable	Preamp	Aux	APos	TPos																																																																																								
Freq	Level	Level	Loss	Loss	Loss	Factor	Factor	cm	deg																																																																																						
MHz	dBuV/m	dBuV/m	dB	dBuV	dB/m	dB	dB	dB	deg																																																																																						
1	2462.00	110.37	74.00	36.37	94.00	32.09	8.99	30.71	6.00	110	36	PEAK																																																																																			
Avg																																																																																															
	<table border="1"> <thead> <tr> <th>Limit</th> <th>Read</th> <th>Ant</th> <th>Cable</th> <th>Preamp</th> <th>Aux</th> <th>APos</th> <th>TPos</th> <th colspan="2"></th> </tr> <tr> <th>Freq</th> <th>Level</th> <th>Level</th> <th>Loss</th> <th>Loss</th> <th>Loss</th> <th>Factor</th> <th>Factor</th> <th>cm</th> <th>deg</th> </tr> <tr> <th>MHz</th> <th>dBuV/m</th> <th>dBuV/m</th> <th>dB</th> <th>dBuV</th> <th>dB/m</th> <th>dB</th> <th>dB</th> <th>dB</th> <th>deg</th> </tr> </thead> <tbody> <tr> <td>1</td> <td>2483.62</td> <td>47.00</td> <td>54.00</td> <td>-7.00</td> <td>30.47</td> <td>32.13</td> <td>9.05</td> <td>30.65</td> <td>6.00</td> <td>110</td> <td>36</td> <td>AVERAGE</td> </tr> </tbody> </table>					Limit	Read	Ant	Cable	Preamp	Aux	APos	TPos			Freq	Level	Level	Loss	Loss	Loss	Factor	Factor	cm	deg	MHz	dBuV/m	dBuV/m	dB	dBuV	dB/m	dB	dB	dB	deg	1	2483.62	47.00	54.00	-7.00	30.47	32.13	9.05	30.65	6.00	110	36	AVERAGE	<table border="1"> <thead> <tr> <th>Limit</th> <th>Read</th> <th>Ant</th> <th>Cable</th> <th>Preamp</th> <th>Aux</th> <th>APos</th> <th>TPos</th> <th colspan="2"></th> </tr> <tr> <th>Freq</th> <th>Level</th> <th>Level</th> <th>Loss</th> <th>Loss</th> <th>Loss</th> <th>Factor</th> <th>Factor</th> <th>cm</th> <th>deg</th> </tr> <tr> <th>MHz</th> <th>dBuV/m</th> <th>dBuV/m</th> <th>dB</th> <th>dBuV</th> <th>dB/m</th> <th>dB</th> <th>dB</th> <th>dB</th> <th>deg</th> </tr> </thead> <tbody> <tr> <td>1</td> <td>2462.00</td> <td>100.48</td> <td>54.00</td> <td>46.48</td> <td>84.11</td> <td>32.09</td> <td>8.99</td> <td>30.71</td> <td>6.00</td> <td>110</td> <td>36</td> <td>AVERAGE</td> </tr> </tbody> </table>					Limit	Read	Ant	Cable	Preamp	Aux	APos	TPos			Freq	Level	Level	Loss	Loss	Loss	Factor	Factor	cm	deg	MHz	dBuV/m	dBuV/m	dB	dBuV	dB/m	dB	dB	dB	deg	1	2462.00	100.48	54.00	46.48	84.11	32.09	8.99	30.71	6.00	110	36
Limit	Read	Ant	Cable	Preamp	Aux	APos	TPos																																																																																								
Freq	Level	Level	Loss	Loss	Loss	Factor	Factor	cm	deg																																																																																						
MHz	dBuV/m	dBuV/m	dB	dBuV	dB/m	dB	dB	dB	deg																																																																																						
1	2483.62	47.00	54.00	-7.00	30.47	32.13	9.05	30.65	6.00	110	36	AVERAGE																																																																																			
Limit	Read	Ant	Cable	Preamp	Aux	APos	TPos																																																																																								
Freq	Level	Level	Loss	Loss	Loss	Factor	Factor	cm	deg																																																																																						
MHz	dBuV/m	dBuV/m	dB	dBuV	dB/m	dB	dB	dB	deg																																																																																						
1	2462.00	100.48	54.00	46.48	84.11	32.09	8.99	30.71	6.00	110	36	AVERAGE																																																																																			



9

Mode

Band Edge

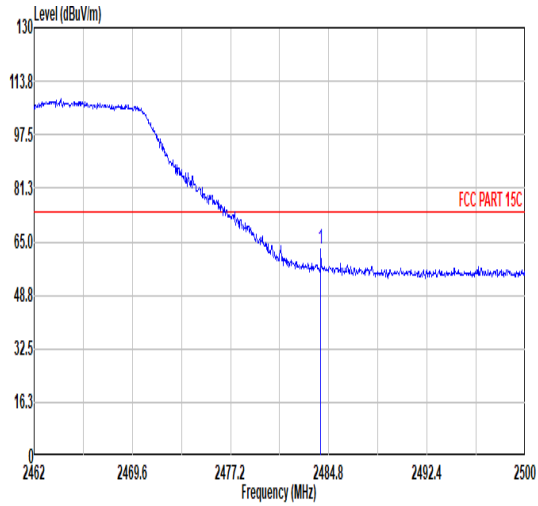
2400-2483.5\_802.11n\_HT20\_CH11\_2462MHz

Pol.

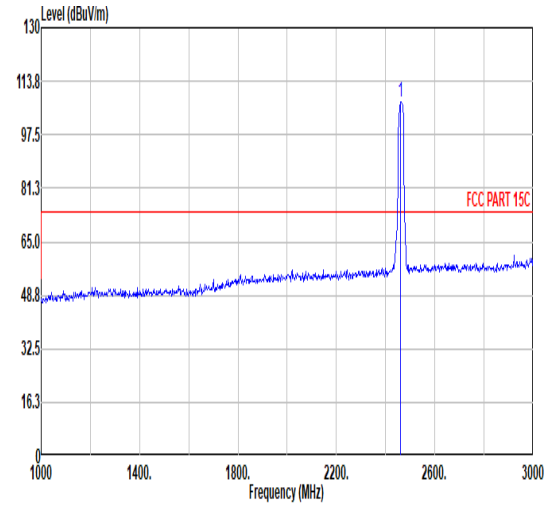
Vertical

Fundamental

Peak

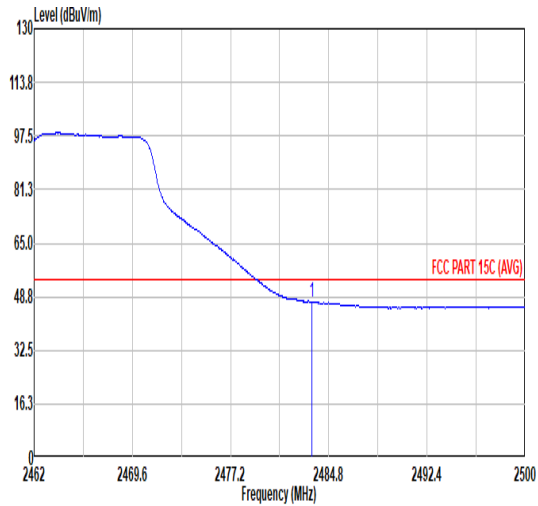


Limit	Read	Ant	Cable	Preamp	Aux	APos	TPos	Remark		
Freq	Level	Line	Margin	Level	Factor	Loss	Factor	Factor		
MHz	dBuV/m	dBuV/m	dB	dBuV	dB/m	dB	dB	cm	deg	
1 2484.19	62.63	74.00	-11.37	46.09	32.13	9.05	30.64	6.00	324	62 PEAK

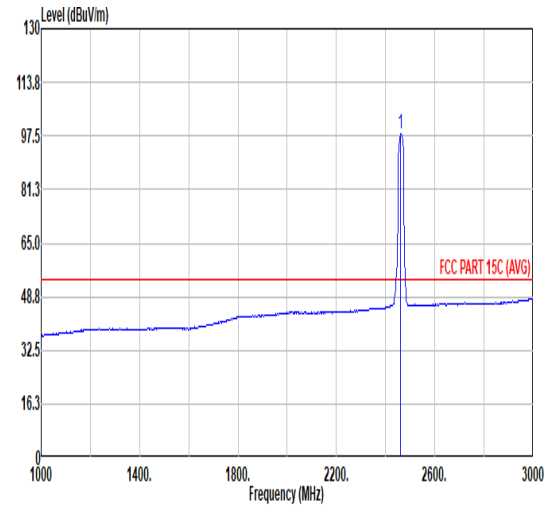


Limit	Read	Ant	Cable	Preamp	Aux	APos	TPos	Remark		
Freq	Level	Line	Margin	Level	Factor	Loss	Factor	Factor		
MHz	dBuV/m	dBuV/m	dB	dBuV	dB/m	dB	dB	cm	deg	
1 2462.00	107.64	74.00	33.64	91.25	32.10	8.99	30.70	6.00	324	62 PEAK

Avg



Limit	Read	Ant	Cable	Preamp	Aux	APos	TPos	Remark		
Freq	Level	Line	Margin	Level	Factor	Loss	Factor	Factor		
MHz	dBuV/m	dBuV/m	dB	dBuV	dB/m	dB	dB	cm	deg	
1 2483.51	47.17	54.00	-6.83	30.64	32.13	9.05	30.65	6.00	324	62 AVERAGE

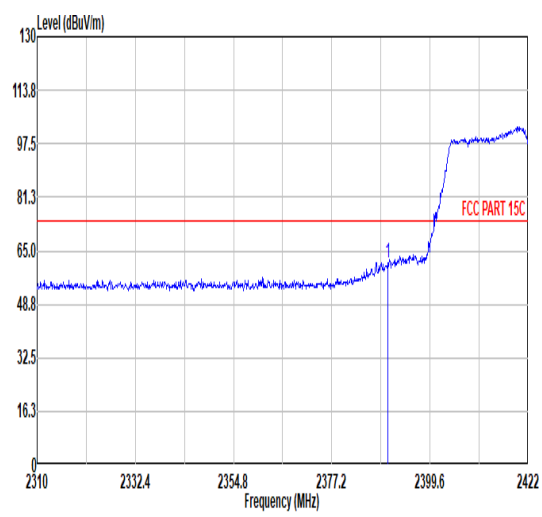
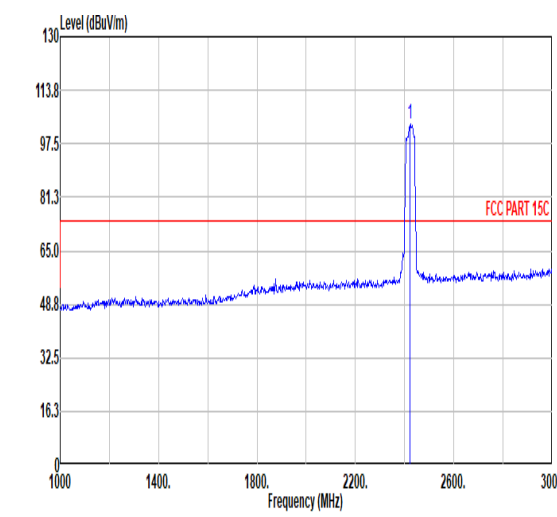
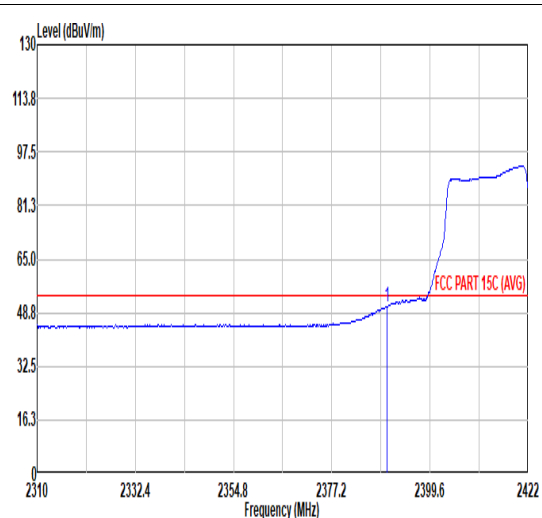
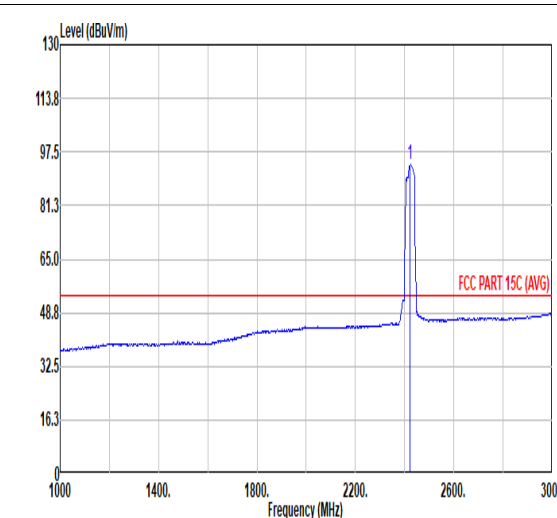


Limit	Read	Ant	Cable	Preamp	Aux	APos	TPos	Remark		
Freq	Level	Line	Margin	Level	Factor	Loss	Factor	Factor		
MHz	dBuV/m	dBuV/m	dB	dBuV	dB/m	dB	dB	cm	deg	
1 2462.00	90.17	54.00	44.17	81.78	32.10	8.99	30.70	6.00	324	62 AVERAGE



Mode	9																																																																																																														
	Harmonic																																																																																																														
	2400-2483.5_802.11n_HT20_CH11_2462MHz																																																																																																														
Pol.	Horizontal	Vertical																																																																																																													
Peak Avg																																																																																																															
	<table border="1"> <thead> <tr> <th>Limit</th> <th>Read</th> <th>Ant</th> <th>Cable</th> <th>Preamp</th> <th>Aux</th> <th>APos</th> <th>TPos</th> <th colspan="2">Remark</th> </tr> <tr> <th>Freq</th> <th>Level</th> <th>Line</th> <th>Margin</th> <th>Level</th> <th>Factor</th> <th>Loss</th> <th>Factor</th> <th>Factor</th> <th></th> </tr> <tr> <th>MHz</th> <th>dBuV/m</th> <th>dBuV/m</th> <th>dB</th> <th>dBuV</th> <th>dB/m</th> <th>dB</th> <th>dB</th> <th>dB</th> <th>cm</th> <th>deg</th> </tr> </thead> <tbody> <tr> <td>1</td> <td>4924.00</td> <td>41.25</td> <td>74.00</td> <td>-32.75</td> <td>60.37</td> <td>34.10</td> <td>12.22</td> <td>65.44</td> <td>0.00</td> <td>100</td> <td>0 PEAK</td> </tr> <tr> <td>2</td> <td>7386.00</td> <td>43.03</td> <td>74.00</td> <td>-30.97</td> <td>57.74</td> <td>35.00</td> <td>14.78</td> <td>65.29</td> <td>0.00</td> <td>100</td> <td>0 PEAK</td> </tr> </tbody> </table>	Limit	Read	Ant	Cable	Preamp	Aux	APos	TPos	Remark		Freq	Level	Line	Margin	Level	Factor	Loss	Factor	Factor		MHz	dBuV/m	dBuV/m	dB	dBuV	dB/m	dB	dB	dB	cm	deg	1	4924.00	41.25	74.00	-32.75	60.37	34.10	12.22	65.44	0.00	100	0 PEAK	2	7386.00	43.03	74.00	-30.97	57.74	35.00	14.78	65.29	0.00	100	0 PEAK	<table border="1"> <thead> <tr> <th>Limit</th> <th>Read</th> <th>Ant</th> <th>Cable</th> <th>Preamp</th> <th>Aux</th> <th>APos</th> <th>TPos</th> <th colspan="2">Remark</th> </tr> <tr> <th>Freq</th> <th>Level</th> <th>Line</th> <th>Margin</th> <th>Level</th> <th>Factor</th> <th>Loss</th> <th>Factor</th> <th>Factor</th> <th></th> </tr> <tr> <th>MHz</th> <th>dBuV/m</th> <th>dBuV/m</th> <th>dB</th> <th>dBuV</th> <th>dB/m</th> <th>dB</th> <th>dB</th> <th>dB</th> <th>cm</th> <th>deg</th> </tr> </thead> <tbody> <tr> <td>1</td> <td>4924.00</td> <td>41.26</td> <td>74.00</td> <td>-32.74</td> <td>60.38</td> <td>34.10</td> <td>12.22</td> <td>65.44</td> <td>0.00</td> <td>300</td> <td>0 PEAK</td> </tr> <tr> <td>2</td> <td>7386.00</td> <td>43.16</td> <td>74.00</td> <td>-30.84</td> <td>57.87</td> <td>35.80</td> <td>14.78</td> <td>65.29</td> <td>0.00</td> <td>300</td> <td>0 PEAK</td> </tr> </tbody> </table>	Limit	Read	Ant	Cable	Preamp	Aux	APos	TPos	Remark		Freq	Level	Line	Margin	Level	Factor	Loss	Factor	Factor		MHz	dBuV/m	dBuV/m	dB	dBuV	dB/m	dB	dB	dB	cm	deg	1	4924.00	41.26	74.00	-32.74	60.38	34.10	12.22	65.44	0.00	300	0 PEAK	2	7386.00	43.16	74.00	-30.84	57.87	35.80	14.78	65.29	0.00	300
Limit	Read	Ant	Cable	Preamp	Aux	APos	TPos	Remark																																																																																																							
Freq	Level	Line	Margin	Level	Factor	Loss	Factor	Factor																																																																																																							
MHz	dBuV/m	dBuV/m	dB	dBuV	dB/m	dB	dB	dB	cm	deg																																																																																																					
1	4924.00	41.25	74.00	-32.75	60.37	34.10	12.22	65.44	0.00	100	0 PEAK																																																																																																				
2	7386.00	43.03	74.00	-30.97	57.74	35.00	14.78	65.29	0.00	100	0 PEAK																																																																																																				
Limit	Read	Ant	Cable	Preamp	Aux	APos	TPos	Remark																																																																																																							
Freq	Level	Line	Margin	Level	Factor	Loss	Factor	Factor																																																																																																							
MHz	dBuV/m	dBuV/m	dB	dBuV	dB/m	dB	dB	dB	cm	deg																																																																																																					
1	4924.00	41.26	74.00	-32.74	60.38	34.10	12.22	65.44	0.00	300	0 PEAK																																																																																																				
2	7386.00	43.16	74.00	-30.84	57.87	35.80	14.78	65.29	0.00	300	0 PEAK																																																																																																				



		10																																																																																						
Mode		Band Edge - L																																																																																						
		2400-2483.5_802.11n_HT40_CH03_2422MHz																																																																																						
Pol.		Horizontal					Fundamental																																																																																	
Peak	 <p>Level (dBuV/m)</p> <p>Frequency (MHz)</p> <p>FCC PART 15C</p> <table border="1"> <thead> <tr> <th>Limit</th> <th>Read</th> <th>Ant</th> <th>Cable</th> <th>Preamp</th> <th>Aux</th> <th>APos</th> <th>TPos</th> <th colspan="2">Remark</th> </tr> <tr> <th>Freq</th> <th>Level</th> <th>Line</th> <th>Margin</th> <th>Level</th> <th>Factor</th> <th>Loss</th> <th>Factor</th> <th>Factor</th> <th>Factor</th> </tr> <tr> <th>MHz</th> <th>dBuV/m</th> <th>dBuV/m</th> <th>dB</th> <th>dBuV</th> <th>dB/m</th> <th>dB</th> <th>dB</th> <th>dB</th> <th>cm</th> <th>deg</th> </tr> </thead> <tbody> <tr> <td>1</td> <td>2389.97</td> <td>61.30</td> <td>74.00</td> <td>-12.70</td> <td>45.44</td> <td>31.98</td> <td>8.77</td> <td>30.89</td> <td>6.00</td> <td>109</td> <td>90 PEAK</td> </tr> </tbody> </table>	Limit	Read	Ant	Cable	Preamp	Aux	APos	TPos	Remark		Freq	Level	Line	Margin	Level	Factor	Loss	Factor	Factor	Factor	MHz	dBuV/m	dBuV/m	dB	dBuV	dB/m	dB	dB	dB	cm	deg	1	2389.97	61.30	74.00	-12.70	45.44	31.98	8.77	30.89	6.00	109	90 PEAK	 <p>Level (dBuV/m)</p> <p>Frequency (MHz)</p> <p>FCC PART 15C</p> <table border="1"> <thead> <tr> <th>Limit</th> <th>Read</th> <th>Ant</th> <th>Cable</th> <th>Preamp</th> <th>Aux</th> <th>APos</th> <th>TPos</th> <th colspan="2">Remark</th> </tr> <tr> <th>Freq</th> <th>Level</th> <th>Line</th> <th>Margin</th> <th>Level</th> <th>Factor</th> <th>Loss</th> <th>Factor</th> <th>Factor</th> <th>Factor</th> </tr> <tr> <th>MHz</th> <th>dBuV/m</th> <th>dBuV/m</th> <th>dB</th> <th>dBuV</th> <th>dB/m</th> <th>dB</th> <th>dB</th> <th>dB</th> <th>cm</th> <th>deg</th> </tr> </thead> <tbody> <tr> <td>1</td> <td>2422.00</td> <td>103.42</td> <td>74.00</td> <td>29.42</td> <td>87.31</td> <td>32.04</td> <td>8.88</td> <td>30.81</td> <td>6.00</td> <td>109</td> <td>90 PEAK</td> </tr> </tbody> </table>	Limit	Read	Ant	Cable	Preamp	Aux	APos	TPos	Remark		Freq	Level	Line	Margin	Level	Factor	Loss	Factor	Factor	Factor	MHz	dBuV/m	dBuV/m	dB	dBuV	dB/m	dB	dB	dB	cm	deg	1	2422.00	103.42	74.00	29.42	87.31	32.04	8.88	30.81	6.00	109	90 PEAK
	Limit	Read	Ant	Cable	Preamp	Aux	APos	TPos	Remark																																																																															
Freq	Level	Line	Margin	Level	Factor	Loss	Factor	Factor	Factor																																																																															
MHz	dBuV/m	dBuV/m	dB	dBuV	dB/m	dB	dB	dB	cm	deg																																																																														
1	2389.97	61.30	74.00	-12.70	45.44	31.98	8.77	30.89	6.00	109	90 PEAK																																																																													
Limit	Read	Ant	Cable	Preamp	Aux	APos	TPos	Remark																																																																																
Freq	Level	Line	Margin	Level	Factor	Loss	Factor	Factor	Factor																																																																															
MHz	dBuV/m	dBuV/m	dB	dBuV	dB/m	dB	dB	dB	cm	deg																																																																														
1	2422.00	103.42	74.00	29.42	87.31	32.04	8.88	30.81	6.00	109	90 PEAK																																																																													
Avg	 <p>Level (dBuV/m)</p> <p>Frequency (MHz)</p> <p>FCC PART 15C (AVG)</p> <table border="1"> <thead> <tr> <th>Limit</th> <th>Read</th> <th>Ant</th> <th>Cable</th> <th>Preamp</th> <th>Aux</th> <th>APos</th> <th>TPos</th> <th colspan="2">Remark</th> </tr> <tr> <th>Freq</th> <th>Level</th> <th>Line</th> <th>Margin</th> <th>Level</th> <th>Factor</th> <th>Loss</th> <th>Factor</th> <th>Factor</th> <th>Factor</th> </tr> <tr> <th>MHz</th> <th>dBuV/m</th> <th>dBuV/m</th> <th>dB</th> <th>dBuV</th> <th>dB/m</th> <th>dB</th> <th>dB</th> <th>dB</th> <th>cm</th> <th>deg</th> </tr> </thead> <tbody> <tr> <td>1</td> <td>2389.86</td> <td>50.66</td> <td>54.00</td> <td>-3.34</td> <td>34.80</td> <td>31.98</td> <td>8.77</td> <td>30.89</td> <td>6.00</td> <td>109</td> <td>90 AVERAGE</td> </tr> </tbody> </table>	Limit	Read	Ant	Cable	Preamp	Aux	APos	TPos	Remark		Freq	Level	Line	Margin	Level	Factor	Loss	Factor	Factor	Factor	MHz	dBuV/m	dBuV/m	dB	dBuV	dB/m	dB	dB	dB	cm	deg	1	2389.86	50.66	54.00	-3.34	34.80	31.98	8.77	30.89	6.00	109	90 AVERAGE	 <p>Level (dBuV/m)</p> <p>Frequency (MHz)</p> <p>FCC PART 15C (AVG)</p> <table border="1"> <thead> <tr> <th>Limit</th> <th>Read</th> <th>Ant</th> <th>Cable</th> <th>Preamp</th> <th>Aux</th> <th>APos</th> <th>TPos</th> <th colspan="2">Remark</th> </tr> <tr> <th>Freq</th> <th>Level</th> <th>Line</th> <th>Margin</th> <th>Level</th> <th>Factor</th> <th>Loss</th> <th>Factor</th> <th>Factor</th> <th>Factor</th> </tr> <tr> <th>MHz</th> <th>dBuV/m</th> <th>dBuV/m</th> <th>dB</th> <th>dBuV</th> <th>dB/m</th> <th>dB</th> <th>dB</th> <th>dB</th> <th>cm</th> <th>deg</th> </tr> </thead> <tbody> <tr> <td>1</td> <td>2422.00</td> <td>93.74</td> <td>54.00</td> <td>39.74</td> <td>77.64</td> <td>32.04</td> <td>8.87</td> <td>30.81</td> <td>6.00</td> <td>109</td> <td>90 AVERAGE</td> </tr> </tbody> </table>	Limit	Read	Ant	Cable	Preamp	Aux	APos	TPos	Remark		Freq	Level	Line	Margin	Level	Factor	Loss	Factor	Factor	Factor	MHz	dBuV/m	dBuV/m	dB	dBuV	dB/m	dB	dB	dB	cm	deg	1	2422.00	93.74	54.00	39.74	77.64	32.04	8.87	30.81	6.00	109	90 AVERAGE
Limit	Read	Ant	Cable	Preamp	Aux	APos	TPos	Remark																																																																																
Freq	Level	Line	Margin	Level	Factor	Loss	Factor	Factor	Factor																																																																															
MHz	dBuV/m	dBuV/m	dB	dBuV	dB/m	dB	dB	dB	cm	deg																																																																														
1	2389.86	50.66	54.00	-3.34	34.80	31.98	8.77	30.89	6.00	109	90 AVERAGE																																																																													
Limit	Read	Ant	Cable	Preamp	Aux	APos	TPos	Remark																																																																																
Freq	Level	Line	Margin	Level	Factor	Loss	Factor	Factor	Factor																																																																															
MHz	dBuV/m	dBuV/m	dB	dBuV	dB/m	dB	dB	dB	cm	deg																																																																														
1	2422.00	93.74	54.00	39.74	77.64	32.04	8.87	30.81	6.00	109	90 AVERAGE																																																																													



		10																																								
Mode	Band Edge - R																																									
	2400-2483.5_802.11n HT40_CH03_2422MHz																																									
Pol.	Horizontal		Fundamental																																							
Peak			Blank																																							
	<table border="1"> <thead> <tr> <th>Limit</th> <th>Read</th> <th>Ant</th> <th>Cable</th> <th>Preamp</th> <th>Aux</th> <th>APos</th> <th>TPos</th> <th>Remark</th> </tr> <tr> <th>Freq</th> <th>Level</th> <th>Line</th> <th>Margin</th> <th>Level</th> <th>Factor</th> <th>Loss</th> <th>Factor</th> <th>Factor</th> </tr> <tr> <th>MHz</th> <th>dBuV/m</th> <th>dBuV/m</th> <th>dB</th> <th>dBuV</th> <th>dB/m</th> <th>dB</th> <th>dB</th> <th>dB</th> </tr> </thead> <tbody> <tr> <td>1</td> <td>2495.32</td> <td>57.90</td> <td>74.00</td> <td>-16.10</td> <td>41.28</td> <td>32.14</td> <td>9.09</td> <td>30.61</td> <td>6.00</td> <td>109</td> <td>90</td> <td>PEAK</td> </tr> </tbody> </table>			Limit	Read	Ant	Cable	Preamp	Aux	APos	TPos	Remark	Freq	Level	Line	Margin	Level	Factor	Loss	Factor	Factor	MHz	dBuV/m	dBuV/m	dB	dBuV	dB/m	dB	dB	dB	1	2495.32	57.90	74.00	-16.10	41.28	32.14	9.09	30.61	6.00	109	90
Limit	Read	Ant	Cable	Preamp	Aux	APos	TPos	Remark																																		
Freq	Level	Line	Margin	Level	Factor	Loss	Factor	Factor																																		
MHz	dBuV/m	dBuV/m	dB	dBuV	dB/m	dB	dB	dB																																		
1	2495.32	57.90	74.00	-16.10	41.28	32.14	9.09	30.61	6.00	109	90	PEAK																														
Avg			Blank																																							
	<table border="1"> <thead> <tr> <th>Limit</th> <th>Read</th> <th>Ant</th> <th>Cable</th> <th>Preamp</th> <th>Aux</th> <th>APos</th> <th>TPos</th> <th>Remark</th> </tr> <tr> <th>Freq</th> <th>Level</th> <th>Line</th> <th>Margin</th> <th>Level</th> <th>Factor</th> <th>Loss</th> <th>Factor</th> <th>Factor</th> </tr> <tr> <th>MHz</th> <th>dBuV/m</th> <th>dBuV/m</th> <th>dB</th> <th>dBuV</th> <th>dB/m</th> <th>dB</th> <th>dB</th> <th>dB</th> </tr> </thead> <tbody> <tr> <td>1</td> <td>2483.70</td> <td>46.29</td> <td>54.00</td> <td>-7.71</td> <td>29.76</td> <td>32.13</td> <td>9.05</td> <td>30.65</td> <td>6.00</td> <td>109</td> <td>90</td> <td>AVERAGE</td> </tr> </tbody> </table>			Limit	Read	Ant	Cable	Preamp	Aux	APos	TPos	Remark	Freq	Level	Line	Margin	Level	Factor	Loss	Factor	Factor	MHz	dBuV/m	dBuV/m	dB	dBuV	dB/m	dB	dB	dB	1	2483.70	46.29	54.00	-7.71	29.76	32.13	9.05	30.65	6.00	109	90
Limit	Read	Ant	Cable	Preamp	Aux	APos	TPos	Remark																																		
Freq	Level	Line	Margin	Level	Factor	Loss	Factor	Factor																																		
MHz	dBuV/m	dBuV/m	dB	dBuV	dB/m	dB	dB	dB																																		
1	2483.70	46.29	54.00	-7.71	29.76	32.13	9.05	30.65	6.00	109	90	AVERAGE																														





		10																																											
Mode		Band Edge - L																																											
		2400-2483.5_802.11n_HT40_CH03_2422MHz																																											
Pol.		Vertical					Fundamental																																						
Peak	Vertical	<table border="1"> <thead> <tr> <th>Limit</th> <th>Read</th> <th>Ant</th> <th>Cable</th> <th>Preamp</th> <th>Aux</th> <th>APos</th> <th>TPos</th> <th colspan="3">Remark</th> </tr> <tr> <th>Freq</th> <th>Level</th> <th>Line</th> <th>Margin</th> <th>Level</th> <th>Factor</th> <th>Loss</th> <th>Factor</th> <th>Factor</th> <th>cm</th> <th>deg</th> </tr> </thead> <tbody> <tr> <td>1</td> <td>2389.30</td> <td>57.67</td> <td>74.00</td> <td>-16.33</td> <td>41.81</td> <td>31.98</td> <td>8.77</td> <td>30.89</td> <td>6.00</td> <td>345</td> <td>19 PEAK</td> </tr> </tbody> </table>										Limit	Read	Ant	Cable	Preamp	Aux	APos	TPos	Remark			Freq	Level	Line	Margin	Level	Factor	Loss	Factor	Factor	cm	deg	1	2389.30	57.67	74.00	-16.33	41.81	31.98	8.77	30.89	6.00	345	19 PEAK
	Limit	Read	Ant	Cable	Preamp	Aux	APos	TPos	Remark																																				
Freq	Level	Line	Margin	Level	Factor	Loss	Factor	Factor	cm	deg																																			
1	2389.30	57.67	74.00	-16.33	41.81	31.98	8.77	30.89	6.00	345	19 PEAK																																		
Fundamental	<table border="1"> <thead> <tr> <th>Limit</th> <th>Read</th> <th>Ant</th> <th>Cable</th> <th>Preamp</th> <th>Aux</th> <th>APos</th> <th>TPos</th> <th colspan="3">Remark</th> </tr> <tr> <th>Freq</th> <th>Level</th> <th>Line</th> <th>Margin</th> <th>Level</th> <th>Factor</th> <th>Loss</th> <th>Factor</th> <th>Factor</th> <th>cm</th> <th>deg</th> </tr> </thead> <tbody> <tr> <td>1</td> <td>2422.00</td> <td>99.70</td> <td>74.00</td> <td>25.70</td> <td>83.59</td> <td>32.04</td> <td>8.88</td> <td>30.81</td> <td>6.00</td> <td>345</td> <td>19 PEAK</td> </tr> </tbody> </table>										Limit	Read	Ant	Cable	Preamp	Aux	APos	TPos	Remark			Freq	Level	Line	Margin	Level	Factor	Loss	Factor	Factor	cm	deg	1	2422.00	99.70	74.00	25.70	83.59	32.04	8.88	30.81	6.00	345	19 PEAK	
Limit	Read	Ant	Cable	Preamp	Aux	APos	TPos	Remark																																					
Freq	Level	Line	Margin	Level	Factor	Loss	Factor	Factor	cm	deg																																			
1	2422.00	99.70	74.00	25.70	83.59	32.04	8.88	30.81	6.00	345	19 PEAK																																		
Avg	Vertical	<table border="1"> <thead> <tr> <th>Limit</th> <th>Read</th> <th>Ant</th> <th>Cable</th> <th>Preamp</th> <th>Aux</th> <th>APos</th> <th>TPos</th> <th colspan="3">Remark</th> </tr> <tr> <th>Freq</th> <th>Level</th> <th>Line</th> <th>Margin</th> <th>Level</th> <th>Factor</th> <th>Loss</th> <th>Factor</th> <th>Factor</th> <th>cm</th> <th>deg</th> </tr> </thead> <tbody> <tr> <td>1</td> <td>2389.86</td> <td>47.51</td> <td>54.00</td> <td>-6.49</td> <td>31.65</td> <td>31.98</td> <td>8.77</td> <td>30.89</td> <td>6.00</td> <td>345</td> <td>19 AVERAGE</td> </tr> </tbody> </table>										Limit	Read	Ant	Cable	Preamp	Aux	APos	TPos	Remark			Freq	Level	Line	Margin	Level	Factor	Loss	Factor	Factor	cm	deg	1	2389.86	47.51	54.00	-6.49	31.65	31.98	8.77	30.89	6.00	345	19 AVERAGE
	Limit	Read	Ant	Cable	Preamp	Aux	APos	TPos	Remark																																				
Freq	Level	Line	Margin	Level	Factor	Loss	Factor	Factor	cm	deg																																			
1	2389.86	47.51	54.00	-6.49	31.65	31.98	8.77	30.89	6.00	345	19 AVERAGE																																		
Fundamental	<table border="1"> <thead> <tr> <th>Limit</th> <th>Read</th> <th>Ant</th> <th>Cable</th> <th>Preamp</th> <th>Aux</th> <th>APos</th> <th>TPos</th> <th colspan="3">Remark</th> </tr> <tr> <th>Freq</th> <th>Level</th> <th>Line</th> <th>Margin</th> <th>Level</th> <th>Factor</th> <th>Loss</th> <th>Factor</th> <th>Factor</th> <th>cm</th> <th>deg</th> </tr> </thead> <tbody> <tr> <td>1</td> <td>2422.00</td> <td>90.56</td> <td>54.00</td> <td>36.56</td> <td>74.45</td> <td>32.04</td> <td>8.88</td> <td>30.81</td> <td>6.00</td> <td>345</td> <td>19 AVERAGE</td> </tr> </tbody> </table>										Limit	Read	Ant	Cable	Preamp	Aux	APos	TPos	Remark			Freq	Level	Line	Margin	Level	Factor	Loss	Factor	Factor	cm	deg	1	2422.00	90.56	54.00	36.56	74.45	32.04	8.88	30.81	6.00	345	19 AVERAGE	
Limit	Read	Ant	Cable	Preamp	Aux	APos	TPos	Remark																																					
Freq	Level	Line	Margin	Level	Factor	Loss	Factor	Factor	cm	deg																																			
1	2422.00	90.56	54.00	36.56	74.45	32.04	8.88	30.81	6.00	345	19 AVERAGE																																		



		10																																											
Mode	Band Edge - R																																												
	2400-2483.5_802.11n HT40_CH03_2422MHz																																												
Pol.	Vertical	Fundamental																																											
Peak			Blank																																										
	<table border="1"> <thead> <tr> <th>Limit</th> <th>Read</th> <th>Ant</th> <th>Cable</th> <th>Preamp</th> <th>Aux</th> <th>APos</th> <th>TPos</th> <th colspan="2">Remark</th> </tr> <tr> <th>Freq</th> <th>Level</th> <th>Line</th> <th>Margin</th> <th>Level</th> <th>Factor</th> <th>Loss</th> <th>Factor</th> <th>Factor</th> <th></th> </tr> <tr> <th>MHz</th> <th>dBuV/m</th> <th>dBuV/m</th> <th>dB</th> <th>dBuV</th> <th>dB/m</th> <th>dB</th> <th>dB</th> <th>dB</th> <th>cm</th> <th>deg</th> </tr> </thead> <tbody> <tr> <td>1</td> <td>2487.36</td> <td>57.59</td> <td>74.00</td> <td>-16.41</td> <td>41.04</td> <td>32.13</td> <td>9.06</td> <td>30.64</td> <td>6.00</td> <td>345</td> <td>19</td> <td>PEAK</td> </tr> </tbody> </table>			Limit	Read	Ant	Cable	Preamp	Aux	APos	TPos	Remark		Freq	Level	Line	Margin	Level	Factor	Loss	Factor	Factor		MHz	dBuV/m	dBuV/m	dB	dBuV	dB/m	dB	dB	dB	cm	deg	1	2487.36	57.59	74.00	-16.41	41.04	32.13	9.06	30.64	6.00	345
Limit	Read	Ant	Cable	Preamp	Aux	APos	TPos	Remark																																					
Freq	Level	Line	Margin	Level	Factor	Loss	Factor	Factor																																					
MHz	dBuV/m	dBuV/m	dB	dBuV	dB/m	dB	dB	dB	cm	deg																																			
1	2487.36	57.59	74.00	-16.41	41.04	32.13	9.06	30.64	6.00	345	19	PEAK																																	
Avg			Blank																																										
	<table border="1"> <thead> <tr> <th>Limit</th> <th>Read</th> <th>Ant</th> <th>Cable</th> <th>Preamp</th> <th>Aux</th> <th>APos</th> <th>TPos</th> <th colspan="2">Remark</th> </tr> <tr> <th>Freq</th> <th>Level</th> <th>Line</th> <th>Margin</th> <th>Level</th> <th>Factor</th> <th>Loss</th> <th>Factor</th> <th>Factor</th> <th></th> </tr> <tr> <th>MHz</th> <th>dBuV/m</th> <th>dBuV/m</th> <th>dB</th> <th>dBuV</th> <th>dB/m</th> <th>dB</th> <th>dB</th> <th>dB</th> <th>cm</th> <th>deg</th> </tr> </thead> <tbody> <tr> <td>1</td> <td>2497.89</td> <td>46.08</td> <td>54.00</td> <td>-7.92</td> <td>29.45</td> <td>32.15</td> <td>9.09</td> <td>30.61</td> <td>6.00</td> <td>345</td> <td>19</td> <td>AVERAGE</td> </tr> </tbody> </table>			Limit	Read	Ant	Cable	Preamp	Aux	APos	TPos	Remark		Freq	Level	Line	Margin	Level	Factor	Loss	Factor	Factor		MHz	dBuV/m	dBuV/m	dB	dBuV	dB/m	dB	dB	dB	cm	deg	1	2497.89	46.08	54.00	-7.92	29.45	32.15	9.09	30.61	6.00	345
Limit	Read	Ant	Cable	Preamp	Aux	APos	TPos	Remark																																					
Freq	Level	Line	Margin	Level	Factor	Loss	Factor	Factor																																					
MHz	dBuV/m	dBuV/m	dB	dBuV	dB/m	dB	dB	dB	cm	deg																																			
1	2497.89	46.08	54.00	-7.92	29.45	32.15	9.09	30.61	6.00	345	19	AVERAGE																																	



Mode	10																																																																																												
	Harmonic																																																																																												
	2400-2483.5_802.11n HT40_CH03_2422MHz																																																																																												
Pol.	Horizontal	Vertical																																																																																											
Peak Avg																																																																																													
	<table border="1"> <thead> <tr> <th rowspan="2">Limit</th> <th rowspan="2">Read</th> <th rowspan="2">Ant</th> <th rowspan="2">Cable</th> <th rowspan="2">Preamp</th> <th rowspan="2">Aux</th> <th rowspan="2">APos</th> <th rowspan="2">TPos</th> <th rowspan="2">Remark</th> </tr> <tr> <th>Freq</th> <th>Level</th> <th>Line</th> <th>Margin</th> <th>Level</th> <th>Factor</th> <th>Loss</th> <th>Factor</th> <th>Factor</th> <th>cm</th> <th>deg</th> </tr> </thead> <tbody> <tr> <td>1</td> <td>4844.00</td> <td>41.80</td> <td>74.00</td> <td>-32.20</td> <td>60.24</td> <td>34.59</td> <td>12.40</td> <td>65.43</td> <td>0.00</td> <td>300</td> <td>360</td> <td>PEAK</td> </tr> <tr> <td>2</td> <td>7266.00</td> <td>44.06</td> <td>74.00</td> <td>-29.94</td> <td>58.04</td> <td>36.55</td> <td>14.69</td> <td>65.22</td> <td>0.00</td> <td>300</td> <td>360</td> <td>PEAK</td> </tr> </tbody> </table>	Limit	Read	Ant	Cable	Preamp	Aux	APos	TPos	Remark	Freq	Level	Line	Margin	Level	Factor	Loss	Factor	Factor	cm	deg	1	4844.00	41.80	74.00	-32.20	60.24	34.59	12.40	65.43	0.00	300	360	PEAK	2	7266.00	44.06	74.00	-29.94	58.04	36.55	14.69	65.22	0.00	300	360	PEAK	<table border="1"> <thead> <tr> <th rowspan="2">Limit</th> <th rowspan="2">Read</th> <th rowspan="2">Ant</th> <th rowspan="2">Cable</th> <th rowspan="2">Preamp</th> <th rowspan="2">Aux</th> <th rowspan="2">APos</th> <th rowspan="2">TPos</th> <th rowspan="2">Remark</th> </tr> <tr> <th>Freq</th> <th>Level</th> <th>Line</th> <th>Margin</th> <th>Level</th> <th>Factor</th> <th>Loss</th> <th>Factor</th> <th>Factor</th> <th>cm</th> <th>deg</th> </tr> </thead> <tbody> <tr> <td>1</td> <td>4844.00</td> <td>42.08</td> <td>74.00</td> <td>-31.92</td> <td>60.52</td> <td>34.59</td> <td>12.40</td> <td>65.43</td> <td>0.00</td> <td>100</td> <td>360</td> <td>PEAK</td> </tr> <tr> <td>2</td> <td>7266.00</td> <td>43.73</td> <td>74.00</td> <td>-30.27</td> <td>57.71</td> <td>36.55</td> <td>14.69</td> <td>65.22</td> <td>0.00</td> <td>100</td> <td>360</td> <td>PEAK</td> </tr> </tbody> </table>	Limit	Read	Ant	Cable	Preamp	Aux	APos	TPos	Remark	Freq	Level	Line	Margin	Level	Factor	Loss	Factor	Factor	cm	deg	1	4844.00	42.08	74.00	-31.92	60.52	34.59	12.40	65.43	0.00	100	360	PEAK	2	7266.00	43.73	74.00	-30.27	57.71	36.55	14.69	65.22	0.00	100	360
Limit	Read										Ant	Cable	Preamp	Aux	APos	TPos	Remark																																																																												
		Freq	Level	Line	Margin	Level	Factor	Loss	Factor	Factor								cm	deg																																																																										
1	4844.00	41.80	74.00	-32.20	60.24	34.59	12.40	65.43	0.00	300	360	PEAK																																																																																	
2	7266.00	44.06	74.00	-29.94	58.04	36.55	14.69	65.22	0.00	300	360	PEAK																																																																																	
Limit	Read	Ant	Cable	Preamp	Aux	APos	TPos	Remark																																																																																					
									Freq	Level	Line	Margin	Level	Factor	Loss	Factor	Factor	cm	deg																																																																										
1	4844.00	42.08	74.00	-31.92	60.52	34.59	12.40	65.43	0.00	100	360	PEAK																																																																																	
2	7266.00	43.73	74.00	-30.27	57.71	36.55	14.69	65.22	0.00	100	360	PEAK																																																																																	



11

Mode

Band Edge - L

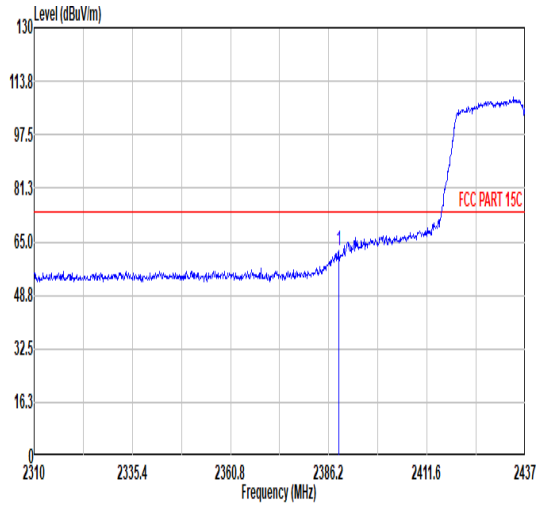
2400-2483.5\_802.11n\_HT40\_CH06\_2437MHz

Pol.

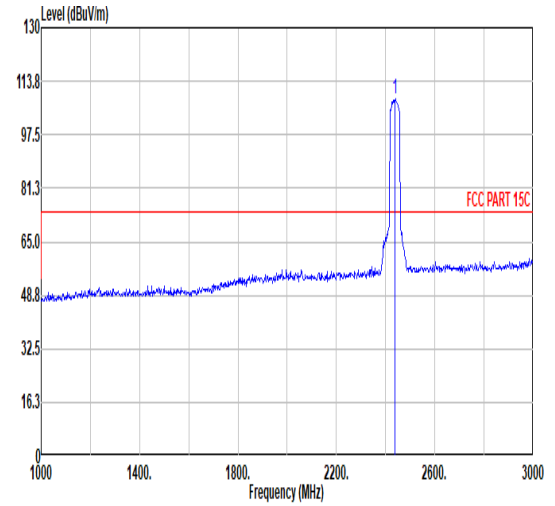
Horizontal

Fundamental

Peak

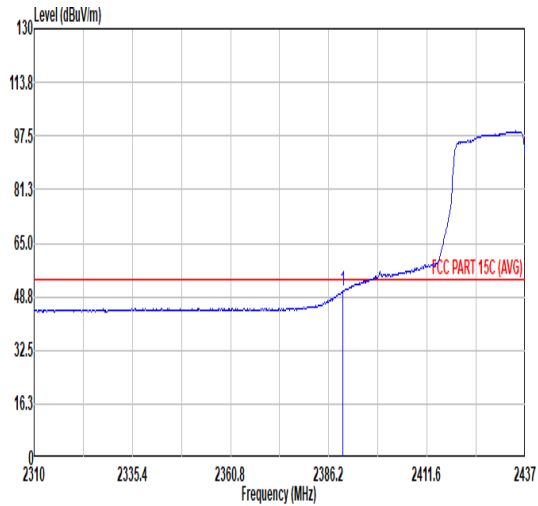


Freq	Level	Limit		Read	Ant	Cable	Preamp	Aux	APos	TPos	Remark
		Line	Margin								
MHz	dBuV/m	dBuV/m	dB	dBuV	dB/m	dB	dB	dB	cm	deg	
1	2388.74	62.52	74.00	-11.48	46.66	31.98	8.77	30.89	6.00	332	84 PEAK

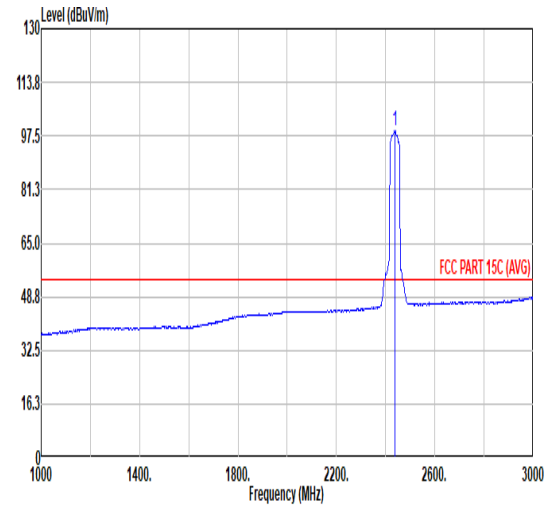


Freq	Level	Limit		Read	Ant	Cable	Preamp	Aux	APos	TPos	Remark
		Line	Margin								
MHz	dBuV/m	dBuV/m	dB	dBuV	dB/m	dB	dB	dB	cm	deg	
1	2437.00	108.61	74.00	34.61	92.40	32.06	8.92	30.77	6.00	332	84 PEAK

Avg



Freq	Level	Limit		Read	Ant	Cable	Preamp	Aux	APos	TPos	Remark
		Line	Margin								
MHz	dBuV/m	dBuV/m	dB	dBuV	dB/m	dB	dB	dB	cm	deg	
1	2389.76	50.37	54.00	-3.63	34.51	31.98	8.77	30.89	6.00	332	84 AVERAGE



Freq	Level	Limit		Read	Ant	Cable	Preamp	Aux	APos	TPos	Remark
		Line	Margin								
MHz	dBuV/m	dBuV/m	dB	dBuV	dB/m	dB	dB	dB	cm	deg	
1	2437.00	98.90	54.00	44.90	82.69	32.06	8.92	30.77	6.00	332	84 AVERAGE



		11																																				
Mode	Band Edge - R																																					
	2400-2483.5_802.11n HT40_CH06_2437MHz																																					
Pol.	Horizontal		Fundamental																																			
Peak			Blank																																			
	<table border="1"> <thead> <tr> <th>Limit</th> <th>Read</th> <th>Ant</th> <th>Cable</th> <th>Preamp</th> <th>Aux</th> <th>APos</th> <th>TPos</th> </tr> <tr> <th>Freq</th> <th>Level</th> <th>Line</th> <th>Margin</th> <th>Level</th> <th>Factor</th> <th>Loss</th> <th>Factor</th> </tr> <tr> <th>MHz</th> <th>dBuV/m</th> <th>dBuV/m</th> <th>dB</th> <th>dBuV</th> <th>dB/m</th> <th>dB</th> <th>dB</th> </tr> </thead> <tbody> <tr> <td>1</td> <td>2484.38</td> <td>58.32</td> <td>74.00</td> <td>-15.68</td> <td>41.78</td> <td>32.13</td> <td>9.05</td> <td>30.64</td> <td>6.00</td> <td>332</td> <td>84</td> <td>PEAK</td> </tr> </tbody> </table>			Limit	Read	Ant	Cable	Preamp	Aux	APos	TPos	Freq	Level	Line	Margin	Level	Factor	Loss	Factor	MHz	dBuV/m	dBuV/m	dB	dBuV	dB/m	dB	dB	1	2484.38	58.32	74.00	-15.68	41.78	32.13	9.05	30.64	6.00	332
Limit	Read	Ant	Cable	Preamp	Aux	APos	TPos																															
Freq	Level	Line	Margin	Level	Factor	Loss	Factor																															
MHz	dBuV/m	dBuV/m	dB	dBuV	dB/m	dB	dB																															
1	2484.38	58.32	74.00	-15.68	41.78	32.13	9.05	30.64	6.00	332	84	PEAK																										
Avg			Blank																																			
	<table border="1"> <thead> <tr> <th>Limit</th> <th>Read</th> <th>Ant</th> <th>Cable</th> <th>Preamp</th> <th>Aux</th> <th>APos</th> <th>TPos</th> </tr> <tr> <th>Freq</th> <th>Level</th> <th>Line</th> <th>Margin</th> <th>Level</th> <th>Factor</th> <th>Loss</th> <th>Factor</th> </tr> <tr> <th>MHz</th> <th>dBuV/m</th> <th>dBuV/m</th> <th>dB</th> <th>dBuV</th> <th>dB/m</th> <th>dB</th> <th>dB</th> </tr> </thead> <tbody> <tr> <td>1</td> <td>2483.94</td> <td>47.48</td> <td>54.00</td> <td>-6.52</td> <td>30.94</td> <td>32.13</td> <td>9.05</td> <td>30.64</td> <td>6.00</td> <td>332</td> <td>84</td> <td>AVERAGE</td> </tr> </tbody> </table>			Limit	Read	Ant	Cable	Preamp	Aux	APos	TPos	Freq	Level	Line	Margin	Level	Factor	Loss	Factor	MHz	dBuV/m	dBuV/m	dB	dBuV	dB/m	dB	dB	1	2483.94	47.48	54.00	-6.52	30.94	32.13	9.05	30.64	6.00	332
Limit	Read	Ant	Cable	Preamp	Aux	APos	TPos																															
Freq	Level	Line	Margin	Level	Factor	Loss	Factor																															
MHz	dBuV/m	dBuV/m	dB	dBuV	dB/m	dB	dB																															
1	2483.94	47.48	54.00	-6.52	30.94	32.13	9.05	30.64	6.00	332	84	AVERAGE																										



11

Mode

Band Edge - L

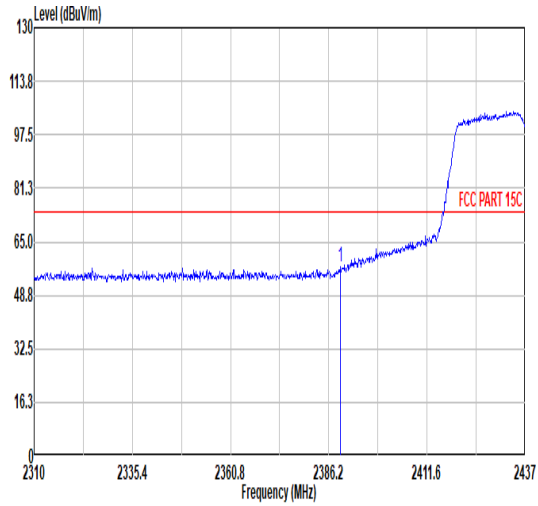
2400-2483.5\_802.11n\_HT40\_CH06\_2437MHz

Pol.

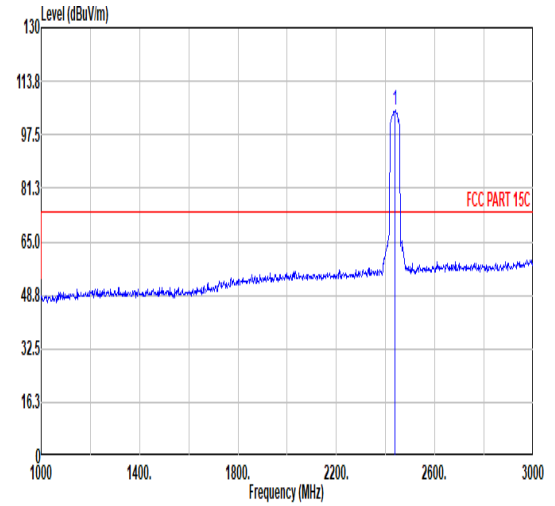
Vertical

Fundamental

Peak

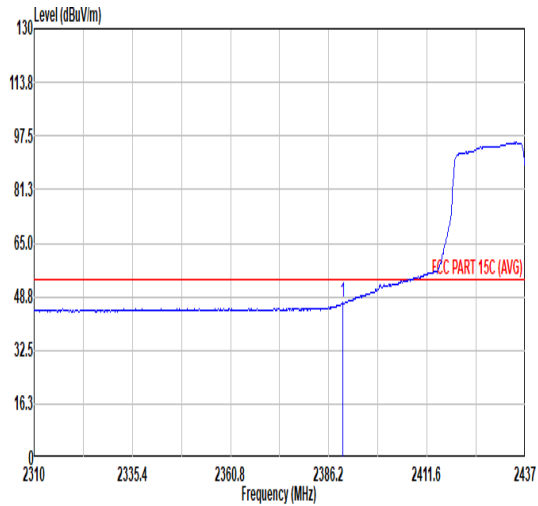


Freq	Level	Limit		Read	Ant	Cable	Preamp	Aux	APos	TPos	Remark
		Line	Margin								
MHz	dBuV/m	dBuV/m	dB	dBuV	dB/m	dB	dB	dB	cm	deg	
1 2389.12	57.41	74.00	-16.59	41.55	31.98	8.77	30.89	6.00	331	99	PEAK

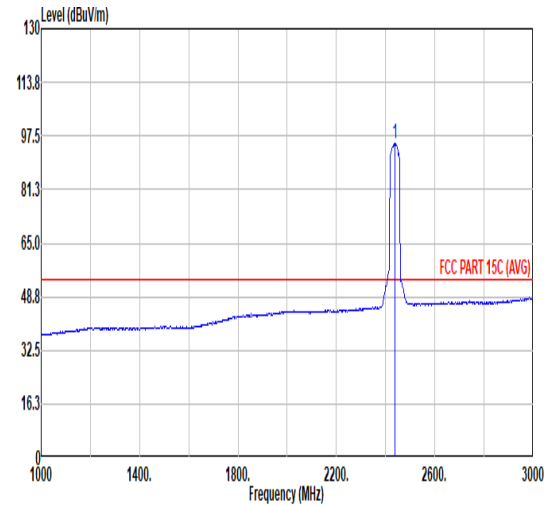


Freq	Level	Limit		Read	Ant	Cable	Preamp	Aux	APos	TPos	Remark
		Line	Margin								
MHz	dBuV/m	dBuV/m	dB	dBuV	dB/m	dB	dB	dB	cm	deg	
1 2437.00	104.92	74.00	30.92	88.69	32.06	8.93	30.76	6.00	331	99	PEAK

Avg



Freq	Level	Limit		Read	Ant	Cable	Preamp	Aux	APos	TPos	Remark
		Line	Margin								
MHz	dBuV/m	dBuV/m	dB	dBuV	dB/m	dB	dB	dB	cm	deg	
1 2389.88	46.96	54.00	-7.04	31.10	31.98	8.77	30.89	6.00	331	99	AVERAGE



Freq	Level	Limit		Read	Ant	Cable	Preamp	Aux	APos	TPos	Remark
		Line	Margin								
MHz	dBuV/m	dBuV/m	dB	dBuV	dB/m	dB	dB	dB	cm	deg	
1 2437.00	95.22	54.00	41.22	79.01	32.06	8.92	30.77	6.00	331	99	AVERAGE



		11																																				
Mode	Band Edge - R																																					
	2400-2483.5_802.11n HT40_CH06_2437MHz																																					
Pol.	Vertical	Fundamental																																				
Peak			Blank																																			
	<table border="1"> <thead> <tr> <th>Limit</th> <th>Read</th> <th>Ant</th> <th>Cable</th> <th>Preamp</th> <th>Aux</th> <th>APos</th> <th>TPos</th> </tr> <tr> <th>Freq Level</th> <th>Line</th> <th>Margin</th> <th>Level</th> <th>Factor</th> <th>Loss</th> <th>Factor</th> <th>Factor</th> </tr> <tr> <th>MHz</th> <th>dBuV/m</th> <th>dBuV/m</th> <th>dB</th> <th>dBuV</th> <th>dB/m</th> <th>dB</th> <th>dB</th> </tr> </thead> <tbody> <tr> <td>1</td> <td>2488.03</td> <td>57.80</td> <td>74.00</td> <td>-16.20</td> <td>41.24</td> <td>32.13</td> <td>9.06</td> <td>30.63</td> <td>6.00</td> <td>331</td> <td>99</td> <td>PEAK</td> </tr> </tbody> </table>			Limit	Read	Ant	Cable	Preamp	Aux	APos	TPos	Freq Level	Line	Margin	Level	Factor	Loss	Factor	Factor	MHz	dBuV/m	dBuV/m	dB	dBuV	dB/m	dB	dB	1	2488.03	57.80	74.00	-16.20	41.24	32.13	9.06	30.63	6.00	331
Limit	Read	Ant	Cable	Preamp	Aux	APos	TPos																															
Freq Level	Line	Margin	Level	Factor	Loss	Factor	Factor																															
MHz	dBuV/m	dBuV/m	dB	dBuV	dB/m	dB	dB																															
1	2488.03	57.80	74.00	-16.20	41.24	32.13	9.06	30.63	6.00	331	99	PEAK																										
Avg			Blank																																			
	<table border="1"> <thead> <tr> <th>Limit</th> <th>Read</th> <th>Ant</th> <th>Cable</th> <th>Preamp</th> <th>Aux</th> <th>APos</th> <th>TPos</th> </tr> <tr> <th>Freq Level</th> <th>Line</th> <th>Margin</th> <th>Level</th> <th>Factor</th> <th>Loss</th> <th>Factor</th> <th>Factor</th> </tr> <tr> <th>MHz</th> <th>dBuV/m</th> <th>dBuV/m</th> <th>dB</th> <th>dBuV</th> <th>dB/m</th> <th>dB</th> <th>dB</th> </tr> </thead> <tbody> <tr> <td>1</td> <td>2484.75</td> <td>46.41</td> <td>54.00</td> <td>-7.59</td> <td>29.87</td> <td>32.13</td> <td>9.05</td> <td>30.64</td> <td>6.00</td> <td>331</td> <td>99</td> <td>AVERAGE</td> </tr> </tbody> </table>			Limit	Read	Ant	Cable	Preamp	Aux	APos	TPos	Freq Level	Line	Margin	Level	Factor	Loss	Factor	Factor	MHz	dBuV/m	dBuV/m	dB	dBuV	dB/m	dB	dB	1	2484.75	46.41	54.00	-7.59	29.87	32.13	9.05	30.64	6.00	331
Limit	Read	Ant	Cable	Preamp	Aux	APos	TPos																															
Freq Level	Line	Margin	Level	Factor	Loss	Factor	Factor																															
MHz	dBuV/m	dBuV/m	dB	dBuV	dB/m	dB	dB																															
1	2484.75	46.41	54.00	-7.59	29.87	32.13	9.05	30.64	6.00	331	99	AVERAGE																										



Mode	11																																																																																																										
	Harmonic																																																																																																										
	2400-2483.5_802.11n HT40_CH06_2437MHz																																																																																																										
Pol.	Horizontal	Vertical																																																																																																									
Peak Avg																																																																																																											
	<table border="1"> <thead> <tr> <th>Limit</th> <th>Read</th> <th>Ant</th> <th>Cable</th> <th>Preamp</th> <th>Aux</th> <th>APos</th> <th>TPos</th> <th></th> </tr> <tr> <th>Freq</th> <th>Level</th> <th>Line</th> <th>Margin</th> <th>Level</th> <th>Factor</th> <th>Loss</th> <th>Factor</th> <th>Factor</th> </tr> <tr> <th>MHz</th> <th>dBuV/m</th> <th>dBuV/m</th> <th>dB</th> <th>dBuV</th> <th>dB/m</th> <th>dB</th> <th>dB</th> <th>dB</th> </tr> </thead> <tbody> <tr> <td>1</td> <td>4874.00</td> <td>41.20</td> <td>74.00</td> <td>-32.80</td> <td>59.71</td> <td>34.64</td> <td>12.29</td> <td>65.44</td> <td>0.00</td> <td>300</td> <td>360</td> <td>PEAK</td> </tr> <tr> <td>2</td> <td>7311.00</td> <td>43.43</td> <td>74.00</td> <td>-30.57</td> <td>57.39</td> <td>36.56</td> <td>14.73</td> <td>65.25</td> <td>0.00</td> <td>300</td> <td>360</td> <td>PEAK</td> </tr> </tbody> </table>	Limit	Read	Ant	Cable	Preamp	Aux	APos	TPos		Freq	Level	Line	Margin	Level	Factor	Loss	Factor	Factor	MHz	dBuV/m	dBuV/m	dB	dBuV	dB/m	dB	dB	dB	1	4874.00	41.20	74.00	-32.80	59.71	34.64	12.29	65.44	0.00	300	360	PEAK	2	7311.00	43.43	74.00	-30.57	57.39	36.56	14.73	65.25	0.00	300	360	PEAK	<table border="1"> <thead> <tr> <th>Limit</th> <th>Read</th> <th>Ant</th> <th>Cable</th> <th>Preamp</th> <th>Aux</th> <th>APos</th> <th>TPos</th> <th></th> </tr> <tr> <th>Freq</th> <th>Level</th> <th>Line</th> <th>Margin</th> <th>Level</th> <th>Factor</th> <th>Loss</th> <th>Factor</th> <th>Factor</th> </tr> <tr> <th>MHz</th> <th>dBuV/m</th> <th>dBuV/m</th> <th>dB</th> <th>dBuV</th> <th>dB/m</th> <th>dB</th> <th>dB</th> <th>dB</th> </tr> </thead> <tbody> <tr> <td>1</td> <td>4874.00</td> <td>42.48</td> <td>74.00</td> <td>-31.52</td> <td>60.99</td> <td>34.64</td> <td>12.29</td> <td>65.44</td> <td>0.00</td> <td>100</td> <td>360</td> <td>PEAK</td> </tr> <tr> <td>2</td> <td>7311.00</td> <td>45.19</td> <td>74.00</td> <td>-28.81</td> <td>59.15</td> <td>36.56</td> <td>14.73</td> <td>65.25</td> <td>0.00</td> <td>100</td> <td>360</td> <td>PEAK</td> </tr> </tbody> </table>	Limit	Read	Ant	Cable	Preamp	Aux	APos	TPos		Freq	Level	Line	Margin	Level	Factor	Loss	Factor	Factor	MHz	dBuV/m	dBuV/m	dB	dBuV	dB/m	dB	dB	dB	1	4874.00	42.48	74.00	-31.52	60.99	34.64	12.29	65.44	0.00	100	360	PEAK	2	7311.00	45.19	74.00	-28.81	59.15	36.56	14.73	65.25	0.00	100	360
Limit	Read	Ant	Cable	Preamp	Aux	APos	TPos																																																																																																				
Freq	Level	Line	Margin	Level	Factor	Loss	Factor	Factor																																																																																																			
MHz	dBuV/m	dBuV/m	dB	dBuV	dB/m	dB	dB	dB																																																																																																			
1	4874.00	41.20	74.00	-32.80	59.71	34.64	12.29	65.44	0.00	300	360	PEAK																																																																																															
2	7311.00	43.43	74.00	-30.57	57.39	36.56	14.73	65.25	0.00	300	360	PEAK																																																																																															
Limit	Read	Ant	Cable	Preamp	Aux	APos	TPos																																																																																																				
Freq	Level	Line	Margin	Level	Factor	Loss	Factor	Factor																																																																																																			
MHz	dBuV/m	dBuV/m	dB	dBuV	dB/m	dB	dB	dB																																																																																																			
1	4874.00	42.48	74.00	-31.52	60.99	34.64	12.29	65.44	0.00	100	360	PEAK																																																																																															
2	7311.00	45.19	74.00	-28.81	59.15	36.56	14.73	65.25	0.00	100	360	PEAK																																																																																															





		12																																																																																													
Mode	Band Edge - L																																																																																														
	2400-2483.5_802.11n_HT40_CH09_2452MHz																																																																																														
Pol.	Horizontal					Fundamental																																																																																									
Peak																																																																																															
	<table border="1"> <thead> <tr> <th>Limit</th> <th>Read</th> <th>Ant</th> <th>Cable</th> <th>Preamp</th> <th>Aux</th> <th>APos</th> <th>TPos</th> <th colspan="2">Remark</th> </tr> <tr> <th>Freq</th> <th>Level</th> <th>Line</th> <th>Margin</th> <th>Level</th> <th>Factor</th> <th>Loss</th> <th>Factor</th> <th>Factor</th> <th></th> </tr> <tr> <th>MHz</th> <th>dBuV/m</th> <th>dBuV/m</th> <th>dB</th> <th>dBuV</th> <th>dB/m</th> <th>dB</th> <th>dB</th> <th>dB</th> <th>cm</th> <th>deg</th> </tr> </thead> <tbody> <tr> <td>1</td> <td>2388.81</td> <td>58.01</td> <td>74.00</td> <td>-15.99</td> <td>42.15</td> <td>31.98</td> <td>8.77</td> <td>30.89</td> <td>6.00</td> <td>179</td> <td>85 PEAK</td> </tr> </tbody> </table>					Limit	Read	Ant	Cable	Preamp	Aux	APos	TPos	Remark		Freq	Level	Line	Margin	Level	Factor	Loss	Factor	Factor		MHz	dBuV/m	dBuV/m	dB	dBuV	dB/m	dB	dB	dB	cm	deg	1	2388.81	58.01	74.00	-15.99	42.15	31.98	8.77	30.89	6.00	179	85 PEAK	<table border="1"> <thead> <tr> <th>Limit</th> <th>Read</th> <th>Ant</th> <th>Cable</th> <th>Preamp</th> <th>Aux</th> <th>APos</th> <th>TPos</th> <th colspan="2">Remark</th> </tr> <tr> <th>Freq</th> <th>Level</th> <th>Line</th> <th>Margin</th> <th>Level</th> <th>Factor</th> <th>Loss</th> <th>Factor</th> <th>Factor</th> <th></th> </tr> <tr> <th>MHz</th> <th>dBuV/m</th> <th>dBuV/m</th> <th>dB</th> <th>dBuV</th> <th>dB/m</th> <th>dB</th> <th>dB</th> <th>dB</th> <th>cm</th> <th>deg</th> </tr> </thead> <tbody> <tr> <td>1</td> <td>2452.00</td> <td>105.92</td> <td>74.00</td> <td>31.92</td> <td>89.59</td> <td>32.08</td> <td>8.97</td> <td>30.72</td> <td>6.00</td> <td>179</td> <td>85 PEAK</td> </tr> </tbody> </table>					Limit	Read	Ant	Cable	Preamp	Aux	APos	TPos	Remark		Freq	Level	Line	Margin	Level	Factor	Loss	Factor	Factor		MHz	dBuV/m	dBuV/m	dB	dBuV	dB/m	dB	dB	dB	cm	deg	1	2452.00	105.92	74.00	31.92	89.59	32.08	8.97	30.72	6.00	179
Limit	Read	Ant	Cable	Preamp	Aux	APos	TPos	Remark																																																																																							
Freq	Level	Line	Margin	Level	Factor	Loss	Factor	Factor																																																																																							
MHz	dBuV/m	dBuV/m	dB	dBuV	dB/m	dB	dB	dB	cm	deg																																																																																					
1	2388.81	58.01	74.00	-15.99	42.15	31.98	8.77	30.89	6.00	179	85 PEAK																																																																																				
Limit	Read	Ant	Cable	Preamp	Aux	APos	TPos	Remark																																																																																							
Freq	Level	Line	Margin	Level	Factor	Loss	Factor	Factor																																																																																							
MHz	dBuV/m	dBuV/m	dB	dBuV	dB/m	dB	dB	dB	cm	deg																																																																																					
1	2452.00	105.92	74.00	31.92	89.59	32.08	8.97	30.72	6.00	179	85 PEAK																																																																																				
Avg																																																																																															
	<table border="1"> <thead> <tr> <th>Limit</th> <th>Read</th> <th>Ant</th> <th>Cable</th> <th>Preamp</th> <th>Aux</th> <th>APos</th> <th>TPos</th> <th colspan="2">Remark</th> </tr> <tr> <th>Freq</th> <th>Level</th> <th>Line</th> <th>Margin</th> <th>Level</th> <th>Factor</th> <th>Loss</th> <th>Factor</th> <th>Factor</th> <th></th> </tr> <tr> <th>MHz</th> <th>dBuV/m</th> <th>dBuV/m</th> <th>dB</th> <th>dBuV</th> <th>dB/m</th> <th>dB</th> <th>dB</th> <th>dB</th> <th>cm</th> <th>deg</th> </tr> </thead> <tbody> <tr> <td>1</td> <td>2389.66</td> <td>46.16</td> <td>54.00</td> <td>-7.84</td> <td>30.30</td> <td>31.98</td> <td>8.77</td> <td>30.89</td> <td>6.00</td> <td>179</td> <td>85 AVERAGE</td> </tr> </tbody> </table>					Limit	Read	Ant	Cable	Preamp	Aux	APos	TPos	Remark		Freq	Level	Line	Margin	Level	Factor	Loss	Factor	Factor		MHz	dBuV/m	dBuV/m	dB	dBuV	dB/m	dB	dB	dB	cm	deg	1	2389.66	46.16	54.00	-7.84	30.30	31.98	8.77	30.89	6.00	179	85 AVERAGE	<table border="1"> <thead> <tr> <th>Limit</th> <th>Read</th> <th>Ant</th> <th>Cable</th> <th>Preamp</th> <th>Aux</th> <th>APos</th> <th>TPos</th> <th colspan="2">Remark</th> </tr> <tr> <th>Freq</th> <th>Level</th> <th>Line</th> <th>Margin</th> <th>Level</th> <th>Factor</th> <th>Loss</th> <th>Factor</th> <th>Factor</th> <th></th> </tr> <tr> <th>MHz</th> <th>dBuV/m</th> <th>dBuV/m</th> <th>dB</th> <th>dBuV</th> <th>dB/m</th> <th>dB</th> <th>dB</th> <th>dB</th> <th>cm</th> <th>deg</th> </tr> </thead> <tbody> <tr> <td>1</td> <td>2452.00</td> <td>97.22</td> <td>54.00</td> <td>43.22</td> <td>80.93</td> <td>32.08</td> <td>8.95</td> <td>30.74</td> <td>6.00</td> <td>179</td> <td>85 AVERAGE</td> </tr> </tbody> </table>					Limit	Read	Ant	Cable	Preamp	Aux	APos	TPos	Remark		Freq	Level	Line	Margin	Level	Factor	Loss	Factor	Factor		MHz	dBuV/m	dBuV/m	dB	dBuV	dB/m	dB	dB	dB	cm	deg	1	2452.00	97.22	54.00	43.22	80.93	32.08	8.95	30.74	6.00	179
Limit	Read	Ant	Cable	Preamp	Aux	APos	TPos	Remark																																																																																							
Freq	Level	Line	Margin	Level	Factor	Loss	Factor	Factor																																																																																							
MHz	dBuV/m	dBuV/m	dB	dBuV	dB/m	dB	dB	dB	cm	deg																																																																																					
1	2389.66	46.16	54.00	-7.84	30.30	31.98	8.77	30.89	6.00	179	85 AVERAGE																																																																																				
Limit	Read	Ant	Cable	Preamp	Aux	APos	TPos	Remark																																																																																							
Freq	Level	Line	Margin	Level	Factor	Loss	Factor	Factor																																																																																							
MHz	dBuV/m	dBuV/m	dB	dBuV	dB/m	dB	dB	dB	cm	deg																																																																																					
1	2452.00	97.22	54.00	43.22	80.93	32.08	8.95	30.74	6.00	179	85 AVERAGE																																																																																				



		12																																						
Mode	Band Edge - R																																							
	2400-2483.5_802.11n HT40_CH09_2452MHz																																							
Pol.	Horizontal	Fundamental																																						
Peak	<table border="1"> <thead> <tr> <th>Limit</th> <th>Read</th> <th>Ant</th> <th>Cable</th> <th>Preamp</th> <th>Aux</th> <th>APos</th> <th>TPos</th> </tr> <tr> <th>Freq</th> <th>Level</th> <th>Line</th> <th>Margin</th> <th>Level</th> <th>Factor</th> <th>Loss</th> <th>Factor</th> </tr> <tr> <th>MHz</th> <th>dBuV/m</th> <th>dBuV/m</th> <th>dB</th> <th>dBuV</th> <th>dB/m</th> <th>dB</th> <th>dB</th> </tr> </thead> <tbody> <tr> <td>1</td> <td>2483.63</td> <td>59.28</td> <td>74.00</td> <td>-14.72</td> <td>42.75</td> <td>32.13</td> <td>9.05</td> <td>30.65</td> <td>6.00</td> <td>179</td> <td>85</td> <td>PEAK</td> </tr> </tbody> </table>	Limit	Read	Ant	Cable	Preamp	Aux	APos	TPos	Freq	Level	Line	Margin	Level	Factor	Loss	Factor	MHz	dBuV/m	dBuV/m	dB	dBuV	dB/m	dB	dB	1	2483.63	59.28	74.00	-14.72	42.75	32.13	9.05	30.65	6.00	179	85	PEAK	Blank	
Limit	Read	Ant	Cable	Preamp	Aux	APos	TPos																																	
Freq	Level	Line	Margin	Level	Factor	Loss	Factor																																	
MHz	dBuV/m	dBuV/m	dB	dBuV	dB/m	dB	dB																																	
1	2483.63	59.28	74.00	-14.72	42.75	32.13	9.05	30.65	6.00	179	85	PEAK																												
Avg	<table border="1"> <thead> <tr> <th>Limit</th> <th>Read</th> <th>Ant</th> <th>Cable</th> <th>Preamp</th> <th>Aux</th> <th>APos</th> <th>TPos</th> </tr> <tr> <th>Freq</th> <th>Level</th> <th>Line</th> <th>Margin</th> <th>Level</th> <th>Factor</th> <th>Loss</th> <th>Factor</th> </tr> <tr> <th>MHz</th> <th>dBuV/m</th> <th>dBuV/m</th> <th>dB</th> <th>dBuV</th> <th>dB/m</th> <th>dB</th> <th>dB</th> </tr> </thead> <tbody> <tr> <td>1</td> <td>2483.73</td> <td>48.94</td> <td>54.00</td> <td>-5.06</td> <td>32.41</td> <td>32.13</td> <td>9.05</td> <td>30.65</td> <td>6.00</td> <td>179</td> <td>85</td> <td>AVERAGE</td> </tr> </tbody> </table>	Limit	Read	Ant	Cable	Preamp	Aux	APos	TPos	Freq	Level	Line	Margin	Level	Factor	Loss	Factor	MHz	dBuV/m	dBuV/m	dB	dBuV	dB/m	dB	dB	1	2483.73	48.94	54.00	-5.06	32.41	32.13	9.05	30.65	6.00	179	85	AVERAGE	Blank	
Limit	Read	Ant	Cable	Preamp	Aux	APos	TPos																																	
Freq	Level	Line	Margin	Level	Factor	Loss	Factor																																	
MHz	dBuV/m	dBuV/m	dB	dBuV	dB/m	dB	dB																																	
1	2483.73	48.94	54.00	-5.06	32.41	32.13	9.05	30.65	6.00	179	85	AVERAGE																												



12

Mode

Band Edge - L

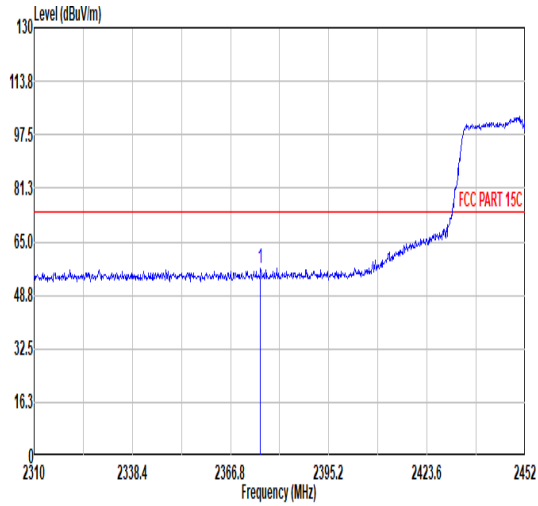
2400-2483.5\_802.11n\_HT40\_CH09\_2452MHz

Pol.

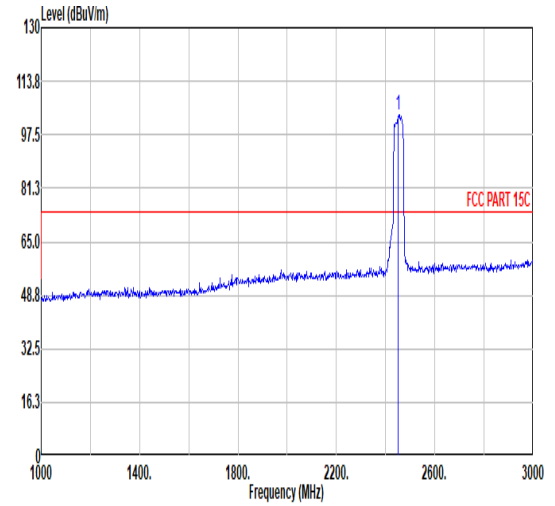
Vertical

Fundamental

Peak

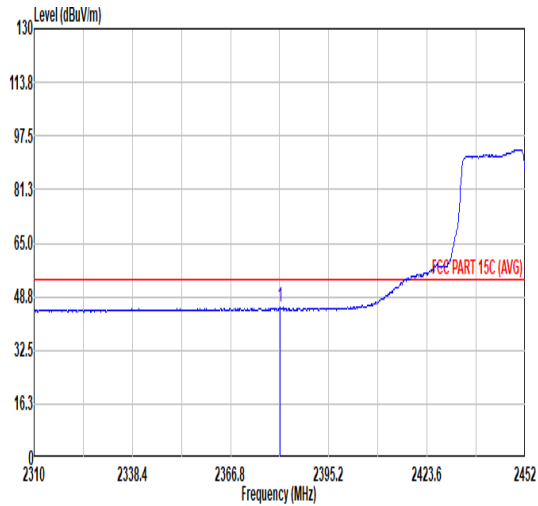


Limit	Read	Ant	Cable	Preamp	Aux	APos	TPos	Remark				
Freq	Level	Line	Margin	Level	Factor	Loss	Factor	Factor				
MHz	dBuV/m	dBuV/m	dB	dBuV	dB/m	dB	dB	dB				
1	2375.46	56.90	74.00	-17.10	41.12	31.95	8.73	30.90	6.00	368	74	PEAK

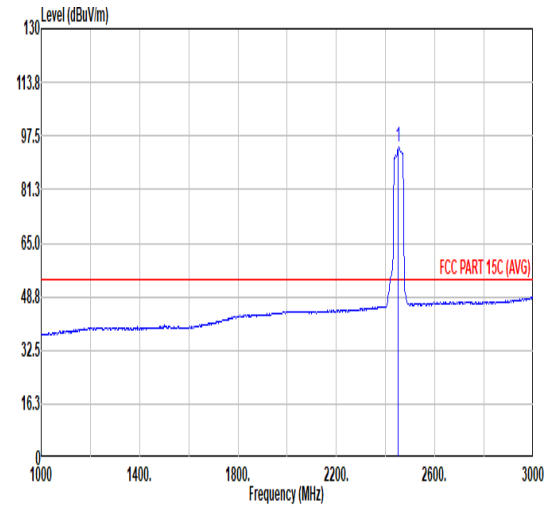


Limit	Read	Ant	Cable	Preamp	Aux	APos	TPos	Remark				
Freq	Level	Line	Margin	Level	Factor	Loss	Factor	Factor				
MHz	dBuV/m	dBuV/m	dB	dBuV	dB/m	dB	dB	dB				
1	2452.00	103.61	74.00	29.61	87.28	32.08	8.97	30.72	6.00	368	74	PEAK

Avg



Limit	Read	Ant	Cable	Preamp	Aux	APos	TPos	Remark				
Freq	Level	Line	Margin	Level	Factor	Loss	Factor	Factor				
MHz	dBuV/m	dBuV/m	dB	dBuV	dB/m	dB	dB	dB				
1	2381.14	45.43	54.00	-8.57	29.63	31.96	8.74	30.90	6.00	368	74	AVERAGE



Limit	Read	Ant	Cable	Preamp	Aux	APos	TPos	Remark				
Freq	Level	Line	Margin	Level	Factor	Loss	Factor	Factor				
MHz	dBuV/m	dBuV/m	dB	dBuV	dB/m	dB	dB	dB				
1	2452.00	94.05	54.00	40.05	77.74	32.08	8.96	30.73	6.00	368	74	AVERAGE



		12																																						
Mode	Band Edge - R																																							
	2400-2483.5_802.11n HT40_CH09_2452MHz																																							
Pol.	Vertical	Fundamental																																						
Peak	<table border="1"> <thead> <tr> <th>Limit</th> <th>Read</th> <th>Ant</th> <th>Cable</th> <th>Preamp</th> <th>Aux</th> <th>APos</th> <th>TPos</th> </tr> <tr> <th>Freq</th> <th>Level</th> <th>Line</th> <th>Margin</th> <th>Level</th> <th>Factor</th> <th>Loss</th> <th>Factor</th> </tr> <tr> <th>MHz</th> <th>dBuV/m</th> <th>dBuV/m</th> <th>dB</th> <th>dBuV</th> <th>dB/m</th> <th>dB</th> <th>dB</th> </tr> </thead> <tbody> <tr> <td>1</td> <td>2484.26</td> <td>58.62</td> <td>74.00</td> <td>-15.38</td> <td>42.08</td> <td>32.13</td> <td>9.05</td> <td>30.64</td> <td>6.00</td> <td>368</td> <td>74</td> <td>PEAK</td> </tr> </tbody> </table>	Limit	Read	Ant	Cable	Preamp	Aux	APos	TPos	Freq	Level	Line	Margin	Level	Factor	Loss	Factor	MHz	dBuV/m	dBuV/m	dB	dBuV	dB/m	dB	dB	1	2484.26	58.62	74.00	-15.38	42.08	32.13	9.05	30.64	6.00	368	74	PEAK	Blank	
Limit	Read	Ant	Cable	Preamp	Aux	APos	TPos																																	
Freq	Level	Line	Margin	Level	Factor	Loss	Factor																																	
MHz	dBuV/m	dBuV/m	dB	dBuV	dB/m	dB	dB																																	
1	2484.26	58.62	74.00	-15.38	42.08	32.13	9.05	30.64	6.00	368	74	PEAK																												
Avg	<table border="1"> <thead> <tr> <th>Limit</th> <th>Read</th> <th>Ant</th> <th>Cable</th> <th>Preamp</th> <th>Aux</th> <th>APos</th> <th>TPos</th> </tr> <tr> <th>Freq</th> <th>Level</th> <th>Line</th> <th>Margin</th> <th>Level</th> <th>Factor</th> <th>Loss</th> <th>Factor</th> </tr> <tr> <th>MHz</th> <th>dBuV/m</th> <th>dBuV/m</th> <th>dB</th> <th>dBuV</th> <th>dB/m</th> <th>dB</th> <th>dB</th> </tr> </thead> <tbody> <tr> <td>1</td> <td>2483.54</td> <td>47.91</td> <td>54.00</td> <td>-6.09</td> <td>31.38</td> <td>32.13</td> <td>9.05</td> <td>30.65</td> <td>6.00</td> <td>368</td> <td>74</td> <td>AVERAGE</td> </tr> </tbody> </table>	Limit	Read	Ant	Cable	Preamp	Aux	APos	TPos	Freq	Level	Line	Margin	Level	Factor	Loss	Factor	MHz	dBuV/m	dBuV/m	dB	dBuV	dB/m	dB	dB	1	2483.54	47.91	54.00	-6.09	31.38	32.13	9.05	30.65	6.00	368	74	AVERAGE	Blank	
Limit	Read	Ant	Cable	Preamp	Aux	APos	TPos																																	
Freq	Level	Line	Margin	Level	Factor	Loss	Factor																																	
MHz	dBuV/m	dBuV/m	dB	dBuV	dB/m	dB	dB																																	
1	2483.54	47.91	54.00	-6.09	31.38	32.13	9.05	30.65	6.00	368	74	AVERAGE																												



Mode	12																																																																																																										
	Harmonic																																																																																																										
	2400-2483.5_802.11n HT40_CH09_2452MHz																																																																																																										
Pol.	Horizontal	Vertical																																																																																																									
Peak Avg																																																																																																											
	<table border="1"> <thead> <tr> <th>Limit</th> <th>Read</th> <th>Ant</th> <th>Cable</th> <th>Preamp</th> <th>Aux</th> <th>APos</th> <th>TPos</th> <th>Remark</th> </tr> <tr> <th>Freq</th> <th>Level</th> <th>Line</th> <th>Margin</th> <th>Level</th> <th>Factor</th> <th>Loss</th> <th>Factor</th> <th>Factor</th> </tr> <tr> <th>MHz</th> <th>dBuV/m</th> <th>dBuV/m</th> <th>dB</th> <th>dBuV</th> <th>dB/m</th> <th>dB</th> <th>dB</th> <th>dB</th> </tr> </thead> <tbody> <tr> <td>1</td> <td>4904.00</td> <td>42.94</td> <td>74.00</td> <td>-31.06</td> <td>61.48</td> <td>34.70</td> <td>12.20</td> <td>65.44</td> <td>0.00</td> <td>300</td> <td>360</td> <td>PEAK</td> </tr> <tr> <td>2</td> <td>7356.00</td> <td>43.17</td> <td>74.00</td> <td>-30.83</td> <td>57.11</td> <td>36.57</td> <td>14.76</td> <td>65.27</td> <td>0.00</td> <td>300</td> <td>360</td> <td>PEAK</td> </tr> </tbody> </table>	Limit	Read	Ant	Cable	Preamp	Aux	APos	TPos	Remark	Freq	Level	Line	Margin	Level	Factor	Loss	Factor	Factor	MHz	dBuV/m	dBuV/m	dB	dBuV	dB/m	dB	dB	dB	1	4904.00	42.94	74.00	-31.06	61.48	34.70	12.20	65.44	0.00	300	360	PEAK	2	7356.00	43.17	74.00	-30.83	57.11	36.57	14.76	65.27	0.00	300	360	PEAK	<table border="1"> <thead> <tr> <th>Limit</th> <th>Read</th> <th>Ant</th> <th>Cable</th> <th>Preamp</th> <th>Aux</th> <th>APos</th> <th>TPos</th> <th>Remark</th> </tr> <tr> <th>Freq</th> <th>Level</th> <th>Line</th> <th>Margin</th> <th>Level</th> <th>Factor</th> <th>Loss</th> <th>Factor</th> <th>Factor</th> </tr> <tr> <th>MHz</th> <th>dBuV/m</th> <th>dBuV/m</th> <th>dB</th> <th>dBuV</th> <th>dB/m</th> <th>dB</th> <th>dB</th> <th>dB</th> </tr> </thead> <tbody> <tr> <td>1</td> <td>4904.00</td> <td>41.89</td> <td>74.00</td> <td>-32.11</td> <td>60.43</td> <td>34.70</td> <td>12.20</td> <td>65.44</td> <td>0.00</td> <td>100</td> <td>360</td> <td>PEAK</td> </tr> <tr> <td>2</td> <td>7356.00</td> <td>42.43</td> <td>74.00</td> <td>-31.57</td> <td>56.37</td> <td>36.57</td> <td>14.76</td> <td>65.27</td> <td>0.00</td> <td>100</td> <td>360</td> <td>PEAK</td> </tr> </tbody> </table>	Limit	Read	Ant	Cable	Preamp	Aux	APos	TPos	Remark	Freq	Level	Line	Margin	Level	Factor	Loss	Factor	Factor	MHz	dBuV/m	dBuV/m	dB	dBuV	dB/m	dB	dB	dB	1	4904.00	41.89	74.00	-32.11	60.43	34.70	12.20	65.44	0.00	100	360	PEAK	2	7356.00	42.43	74.00	-31.57	56.37	36.57	14.76	65.27	0.00	100	360
Limit	Read	Ant	Cable	Preamp	Aux	APos	TPos	Remark																																																																																																			
Freq	Level	Line	Margin	Level	Factor	Loss	Factor	Factor																																																																																																			
MHz	dBuV/m	dBuV/m	dB	dBuV	dB/m	dB	dB	dB																																																																																																			
1	4904.00	42.94	74.00	-31.06	61.48	34.70	12.20	65.44	0.00	300	360	PEAK																																																																																															
2	7356.00	43.17	74.00	-30.83	57.11	36.57	14.76	65.27	0.00	300	360	PEAK																																																																																															
Limit	Read	Ant	Cable	Preamp	Aux	APos	TPos	Remark																																																																																																			
Freq	Level	Line	Margin	Level	Factor	Loss	Factor	Factor																																																																																																			
MHz	dBuV/m	dBuV/m	dB	dBuV	dB/m	dB	dB	dB																																																																																																			
1	4904.00	41.89	74.00	-32.11	60.43	34.70	12.20	65.44	0.00	100	360	PEAK																																																																																															
2	7356.00	42.43	74.00	-31.57	56.37	36.57	14.76	65.27	0.00	100	360	PEAK																																																																																															



		13																																																																																									
Mode	Band Edge - L																																																																																										
	2400-2483.5_802.11n_HT40_CH04_2427MHz																																																																																										
Pol.	Horizontal		Fundamental																																																																																								
Peak																																																																																											
	<table border="1"> <thead> <tr> <th></th> <th>Limit</th> <th>Read</th> <th>Ant</th> <th>Cable</th> <th>Preamp</th> <th>Aux</th> <th>APos</th> <th>TPos</th> <th></th> </tr> <tr> <th>Freq</th> <th>Level</th> <th>Line</th> <th>Margin</th> <th>Level</th> <th>Factor</th> <th>Loss</th> <th>Factor</th> <th>Factor</th> <th>Remark</th> </tr> <tr> <th></th> <th>MHz</th> <th>dBuV/m</th> <th>dBuV/m</th> <th>dB</th> <th>dBuV</th> <th>dB/m</th> <th>dB</th> <th>dB</th> <th>cm</th> <th>deg</th> </tr> </thead> <tbody> <tr> <td>1</td> <td>2387.74</td> <td>61.78</td> <td>74.00</td> <td>-12.22</td> <td>45.94</td> <td>31.97</td> <td>8.76</td> <td>30.89</td> <td>6.00</td> <td>381</td> <td>268</td> <td>PEAK</td> </tr> </tbody> </table>			Limit	Read	Ant	Cable	Preamp	Aux	APos	TPos		Freq	Level	Line	Margin	Level	Factor	Loss	Factor	Factor	Remark		MHz	dBuV/m	dBuV/m	dB	dBuV	dB/m	dB	dB	cm	deg	1	2387.74	61.78	74.00	-12.22	45.94	31.97	8.76	30.89	6.00	381	268	PEAK	<table border="1"> <thead> <tr> <th></th> <th>Limit</th> <th>Read</th> <th>Ant</th> <th>Cable</th> <th>Preamp</th> <th>Aux</th> <th>APos</th> <th>TPos</th> <th></th> </tr> <tr> <th>Freq</th> <th>Level</th> <th>Line</th> <th>Margin</th> <th>Level</th> <th>Factor</th> <th>Loss</th> <th>Factor</th> <th>Factor</th> <th>Remark</th> </tr> <tr> <th></th> <th>MHz</th> <th>dBuV/m</th> <th>dBuV/m</th> <th>dB</th> <th>dBuV</th> <th>dB/m</th> <th>dB</th> <th>dB</th> <th>cm</th> <th>deg</th> </tr> </thead> <tbody> <tr> <td>1</td> <td>2427.00</td> <td>104.69</td> <td>74.00</td> <td>30.69</td> <td>88.59</td> <td>32.04</td> <td>8.87</td> <td>30.81</td> <td>6.00</td> <td>381</td> <td>268</td> <td>PEAK</td> </tr> </tbody> </table>			Limit	Read	Ant	Cable	Preamp	Aux	APos	TPos		Freq	Level	Line	Margin	Level	Factor	Loss	Factor	Factor	Remark		MHz	dBuV/m	dBuV/m	dB	dBuV	dB/m	dB	dB	cm	deg	1	2427.00	104.69	74.00	30.69	88.59	32.04	8.87	30.81	6.00	381	268
	Limit	Read	Ant	Cable	Preamp	Aux	APos	TPos																																																																																			
Freq	Level	Line	Margin	Level	Factor	Loss	Factor	Factor	Remark																																																																																		
	MHz	dBuV/m	dBuV/m	dB	dBuV	dB/m	dB	dB	cm	deg																																																																																	
1	2387.74	61.78	74.00	-12.22	45.94	31.97	8.76	30.89	6.00	381	268	PEAK																																																																															
	Limit	Read	Ant	Cable	Preamp	Aux	APos	TPos																																																																																			
Freq	Level	Line	Margin	Level	Factor	Loss	Factor	Factor	Remark																																																																																		
	MHz	dBuV/m	dBuV/m	dB	dBuV	dB/m	dB	dB	cm	deg																																																																																	
1	2427.00	104.69	74.00	30.69	88.59	32.04	8.87	30.81	6.00	381	268	PEAK																																																																															
Avg																																																																																											
	<table border="1"> <thead> <tr> <th></th> <th>Limit</th> <th>Read</th> <th>Ant</th> <th>Cable</th> <th>Preamp</th> <th>Aux</th> <th>APos</th> <th>TPos</th> <th></th> </tr> <tr> <th>Freq</th> <th>Level</th> <th>Line</th> <th>Margin</th> <th>Level</th> <th>Factor</th> <th>Loss</th> <th>Factor</th> <th>Factor</th> <th>Remark</th> </tr> <tr> <th></th> <th>MHz</th> <th>dBuV/m</th> <th>dBuV/m</th> <th>dB</th> <th>dBuV</th> <th>dB/m</th> <th>dB</th> <th>dB</th> <th>cm</th> <th>deg</th> </tr> </thead> <tbody> <tr> <td>1</td> <td>2389.56</td> <td>50.92</td> <td>54.00</td> <td>-3.08</td> <td>35.06</td> <td>31.98</td> <td>8.77</td> <td>30.89</td> <td>6.00</td> <td>381</td> <td>268</td> <td>AVERAGE</td> </tr> </tbody> </table>			Limit	Read	Ant	Cable	Preamp	Aux	APos	TPos		Freq	Level	Line	Margin	Level	Factor	Loss	Factor	Factor	Remark		MHz	dBuV/m	dBuV/m	dB	dBuV	dB/m	dB	dB	cm	deg	1	2389.56	50.92	54.00	-3.08	35.06	31.98	8.77	30.89	6.00	381	268	AVERAGE	<table border="1"> <thead> <tr> <th></th> <th>Limit</th> <th>Read</th> <th>Ant</th> <th>Cable</th> <th>Preamp</th> <th>Aux</th> <th>APos</th> <th>TPos</th> <th></th> </tr> <tr> <th>Freq</th> <th>Level</th> <th>Line</th> <th>Margin</th> <th>Level</th> <th>Factor</th> <th>Loss</th> <th>Factor</th> <th>Factor</th> <th>Remark</th> </tr> <tr> <th></th> <th>MHz</th> <th>dBuV/m</th> <th>dBuV/m</th> <th>dB</th> <th>dBuV</th> <th>dB/m</th> <th>dB</th> <th>dB</th> <th>cm</th> <th>deg</th> </tr> </thead> <tbody> <tr> <td>1</td> <td>2427.00</td> <td>95.12</td> <td>54.00</td> <td>41.12</td> <td>79.01</td> <td>32.04</td> <td>8.88</td> <td>30.81</td> <td>6.00</td> <td>381</td> <td>268</td> <td>AVERAGE</td> </tr> </tbody> </table>			Limit	Read	Ant	Cable	Preamp	Aux	APos	TPos		Freq	Level	Line	Margin	Level	Factor	Loss	Factor	Factor	Remark		MHz	dBuV/m	dBuV/m	dB	dBuV	dB/m	dB	dB	cm	deg	1	2427.00	95.12	54.00	41.12	79.01	32.04	8.88	30.81	6.00	381	268
	Limit	Read	Ant	Cable	Preamp	Aux	APos	TPos																																																																																			
Freq	Level	Line	Margin	Level	Factor	Loss	Factor	Factor	Remark																																																																																		
	MHz	dBuV/m	dBuV/m	dB	dBuV	dB/m	dB	dB	cm	deg																																																																																	
1	2389.56	50.92	54.00	-3.08	35.06	31.98	8.77	30.89	6.00	381	268	AVERAGE																																																																															
	Limit	Read	Ant	Cable	Preamp	Aux	APos	TPos																																																																																			
Freq	Level	Line	Margin	Level	Factor	Loss	Factor	Factor	Remark																																																																																		
	MHz	dBuV/m	dBuV/m	dB	dBuV	dB/m	dB	dB	cm	deg																																																																																	
1	2427.00	95.12	54.00	41.12	79.01	32.04	8.88	30.81	6.00	381	268	AVERAGE																																																																															



		13																																											
Mode	Band Edge - R																																												
	2400-2483.5_802.11n HT40_CH04_2427MHz																																												
Pol.	Horizontal		Fundamental																																										
Peak			Blank																																										
	<table border="1"> <thead> <tr> <th>Limit</th> <th>Read</th> <th>Ant</th> <th>Cable</th> <th>Preamp</th> <th>Aux</th> <th>APos</th> <th>TPos</th> <th colspan="2">Remark</th> </tr> <tr> <th>Freq</th> <th>Level</th> <th>Line</th> <th>Margin</th> <th>Level</th> <th>Factor</th> <th>Loss</th> <th>Factor</th> <th>Factor</th> <th></th> </tr> <tr> <th>MHz</th> <th>dBuV/m</th> <th>dBuV/m</th> <th>dB</th> <th>dBuV</th> <th>dB/m</th> <th>dB</th> <th>dB</th> <th>dB</th> <th>cm</th> <th>deg</th> </tr> </thead> <tbody> <tr> <td>1</td> <td>2498.74</td> <td>57.48</td> <td>74.00</td> <td>-16.52</td> <td>40.83</td> <td>32.15</td> <td>9.10</td> <td>30.60</td> <td>6.00</td> <td>381</td> <td>268</td> <td>PEAK</td> </tr> </tbody> </table>			Limit	Read	Ant	Cable	Preamp	Aux	APos	TPos	Remark		Freq	Level	Line	Margin	Level	Factor	Loss	Factor	Factor		MHz	dBuV/m	dBuV/m	dB	dBuV	dB/m	dB	dB	dB	cm	deg	1	2498.74	57.48	74.00	-16.52	40.83	32.15	9.10	30.60	6.00	381
Limit	Read	Ant	Cable	Preamp	Aux	APos	TPos	Remark																																					
Freq	Level	Line	Margin	Level	Factor	Loss	Factor	Factor																																					
MHz	dBuV/m	dBuV/m	dB	dBuV	dB/m	dB	dB	dB	cm	deg																																			
1	2498.74	57.48	74.00	-16.52	40.83	32.15	9.10	30.60	6.00	381	268	PEAK																																	
Avg			Blank																																										
	<table border="1"> <thead> <tr> <th>Limit</th> <th>Read</th> <th>Ant</th> <th>Cable</th> <th>Preamp</th> <th>Aux</th> <th>APos</th> <th>TPos</th> <th colspan="2">Remark</th> </tr> <tr> <th>Freq</th> <th>Level</th> <th>Line</th> <th>Margin</th> <th>Level</th> <th>Factor</th> <th>Loss</th> <th>Factor</th> <th>Factor</th> <th></th> </tr> <tr> <th>MHz</th> <th>dBuV/m</th> <th>dBuV/m</th> <th>dB</th> <th>dBuV</th> <th>dB/m</th> <th>dB</th> <th>dB</th> <th>dB</th> <th>cm</th> <th>deg</th> </tr> </thead> <tbody> <tr> <td>1</td> <td>2495.91</td> <td>46.21</td> <td>54.00</td> <td>-7.79</td> <td>29.59</td> <td>32.14</td> <td>9.09</td> <td>30.61</td> <td>6.00</td> <td>381</td> <td>268</td> <td>AVERAGE</td> </tr> </tbody> </table>			Limit	Read	Ant	Cable	Preamp	Aux	APos	TPos	Remark		Freq	Level	Line	Margin	Level	Factor	Loss	Factor	Factor		MHz	dBuV/m	dBuV/m	dB	dBuV	dB/m	dB	dB	dB	cm	deg	1	2495.91	46.21	54.00	-7.79	29.59	32.14	9.09	30.61	6.00	381
Limit	Read	Ant	Cable	Preamp	Aux	APos	TPos	Remark																																					
Freq	Level	Line	Margin	Level	Factor	Loss	Factor	Factor																																					
MHz	dBuV/m	dBuV/m	dB	dBuV	dB/m	dB	dB	dB	cm	deg																																			
1	2495.91	46.21	54.00	-7.79	29.59	32.14	9.09	30.61	6.00	381	268	AVERAGE																																	



13

Mode

Band Edge - L

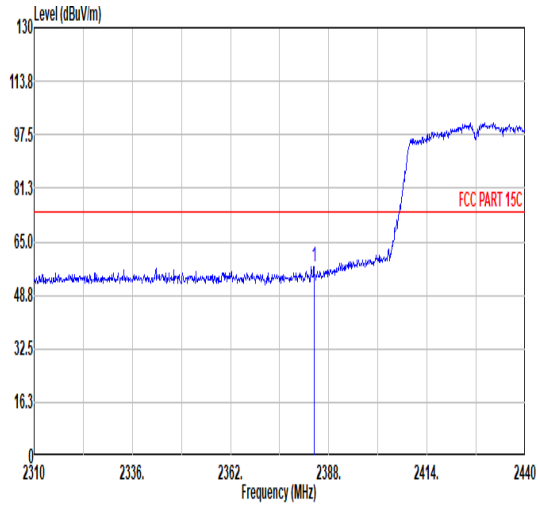
2400-2483.5\_802.11n\_HT40\_CH04\_2427MHz

Pol.

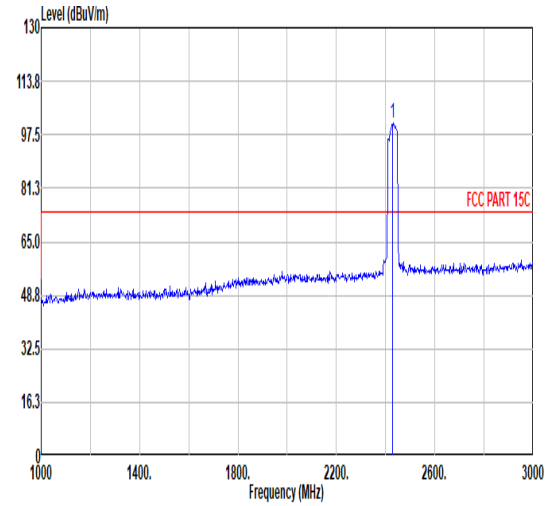
Vertical

Fundamental

Peak

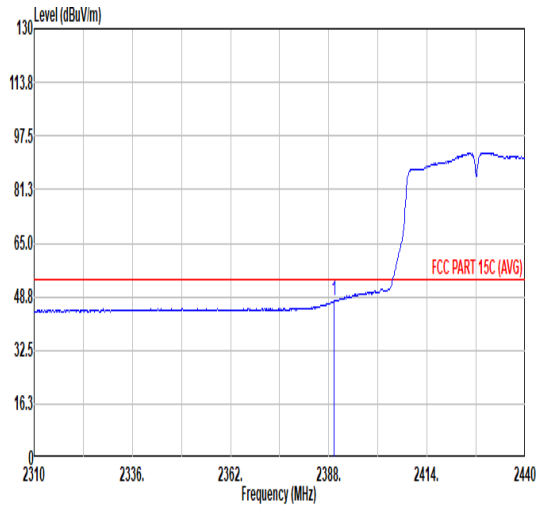


Limit	Read	Ant	Cable	Preamp	Aux	APos	TPos	Remark			
									Freq	Level	Line
74.00	57.41	74.00	-16.59	41.58	31.97	8.75	30.89	6.00	300	235	PEAK

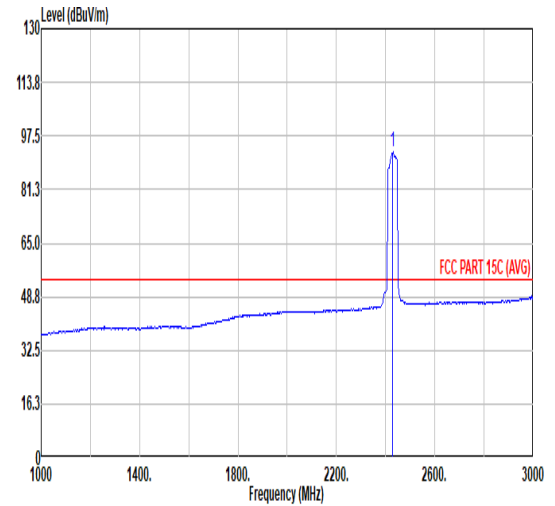


Limit	Read	Ant	Cable	Preamp	Aux	APos	TPos	Remark			
									Freq	Level	Line
74.00	101.01	74.00	27.01	84.85	32.05	8.90	30.79	6.00	300	235	PEAK

Avg



Limit	Read	Ant	Cable	Preamp	Aux	APos	TPos	Remark			
									Freq	Level	Line
54.00	47.71	54.00	-6.29	31.85	31.98	8.77	30.89	6.00	300	235	AVERAGE



Limit	Read	Ant	Cable	Preamp	Aux	APos	TPos	Remark			
									Freq	Level	Line
54.00	92.55	54.00	38.55	76.42	32.04	8.89	30.80	6.00	300	235	AVERAGE





		13																																							
Mode	Band Edge - R																																								
	2400-2483.5_802.11n HT40_CH04_2427MHz																																								
Pol.	Vertical	Fundamental																																							
Peak			Blank																																						
	<table border="1"> <thead> <tr> <th>Limit</th> <th>Read</th> <th>Ant</th> <th>Cable</th> <th>Preamp</th> <th>Aux</th> <th>APos</th> <th>TPos</th> <th>Remark</th> </tr> <tr> <th>Freq</th> <th>Level</th> <th>Line</th> <th>Margin</th> <th>Level</th> <th>Factor</th> <th>Loss</th> <th>Factor</th> <th>Factor</th> </tr> <tr> <th>MHz</th> <th>dBuV/m</th> <th>dBuV/m</th> <th>dB</th> <th>dBuV</th> <th>dB/m</th> <th>dB</th> <th>dB</th> <th>dB</th> </tr> </thead> <tbody> <tr> <td>1</td> <td>2495.15</td> <td>57.13</td> <td>74.00</td> <td>-16.87</td> <td>40.51</td> <td>32.14</td> <td>9.09</td> <td>30.61</td> <td>6.00</td> <td>300</td> <td>235</td> <td>PEAK</td> </tr> </tbody> </table>			Limit	Read	Ant	Cable	Preamp	Aux	APos	TPos	Remark	Freq	Level	Line	Margin	Level	Factor	Loss	Factor	Factor	MHz	dBuV/m	dBuV/m	dB	dBuV	dB/m	dB	dB	dB	1	2495.15	57.13	74.00	-16.87	40.51	32.14	9.09	30.61	6.00	300
Limit	Read	Ant	Cable	Preamp	Aux	APos	TPos	Remark																																	
Freq	Level	Line	Margin	Level	Factor	Loss	Factor	Factor																																	
MHz	dBuV/m	dBuV/m	dB	dBuV	dB/m	dB	dB	dB																																	
1	2495.15	57.13	74.00	-16.87	40.51	32.14	9.09	30.61	6.00	300	235	PEAK																													
Avg			Blank																																						
	<table border="1"> <thead> <tr> <th>Limit</th> <th>Read</th> <th>Ant</th> <th>Cable</th> <th>Preamp</th> <th>Aux</th> <th>APos</th> <th>TPos</th> <th>Remark</th> </tr> <tr> <th>Freq</th> <th>Level</th> <th>Line</th> <th>Margin</th> <th>Level</th> <th>Factor</th> <th>Loss</th> <th>Factor</th> <th>Factor</th> </tr> <tr> <th>MHz</th> <th>dBuV/m</th> <th>dBuV/m</th> <th>dB</th> <th>dBuV</th> <th>dB/m</th> <th>dB</th> <th>dB</th> <th>dB</th> </tr> </thead> <tbody> <tr> <td>1</td> <td>2497.73</td> <td>46.26</td> <td>54.00</td> <td>-7.74</td> <td>29.63</td> <td>32.15</td> <td>9.09</td> <td>30.61</td> <td>6.00</td> <td>300</td> <td>235</td> <td>AVERAGE</td> </tr> </tbody> </table>			Limit	Read	Ant	Cable	Preamp	Aux	APos	TPos	Remark	Freq	Level	Line	Margin	Level	Factor	Loss	Factor	Factor	MHz	dBuV/m	dBuV/m	dB	dBuV	dB/m	dB	dB	dB	1	2497.73	46.26	54.00	-7.74	29.63	32.15	9.09	30.61	6.00	300
Limit	Read	Ant	Cable	Preamp	Aux	APos	TPos	Remark																																	
Freq	Level	Line	Margin	Level	Factor	Loss	Factor	Factor																																	
MHz	dBuV/m	dBuV/m	dB	dBuV	dB/m	dB	dB	dB																																	
1	2497.73	46.26	54.00	-7.74	29.63	32.15	9.09	30.61	6.00	300	235	AVERAGE																													



Mode	13																																																																																																												
	Harmonic																																																																																																												
	2400-2483.5_802.11n_HT40_CH04_2427MHz																																																																																																												
Pol.	Horizontal	Vertical																																																																																																											
Peak Avg																																																																																																													
	<table border="1"> <thead> <tr> <th>Limit</th> <th>Read</th> <th>Ant</th> <th>Cable</th> <th>Preamp</th> <th>Aux</th> <th>APos</th> <th>TPos</th> <th>Remark</th> </tr> <tr> <th>Freq</th> <th>Level</th> <th>Line Margin</th> <th>Level Factor</th> <th>Loss Factor</th> <th>Factor</th> <th></th> <th></th> <th></th> </tr> <tr> <th>MHz</th> <th>dBuV/m</th> <th>dBuV/m</th> <th>dB</th> <th>dBuV</th> <th>dB/m</th> <th>dB</th> <th>dB</th> <th>cm</th> <th>deg</th> </tr> </thead> <tbody> <tr> <td>1</td> <td>4854.00</td> <td>42.21</td> <td>74.00</td> <td>-31.79</td> <td>60.68</td> <td>34.61</td> <td>12.36</td> <td>65.44</td> <td>0.00</td> <td>300</td> <td>360</td> <td>PEAK</td> </tr> <tr> <td>2</td> <td>7281.00</td> <td>44.61</td> <td>74.00</td> <td>-29.39</td> <td>58.58</td> <td>36.56</td> <td>14.70</td> <td>65.23</td> <td>0.00</td> <td>300</td> <td>360</td> <td>PEAK</td> </tr> </tbody> </table>	Limit	Read	Ant	Cable	Preamp	Aux	APos	TPos	Remark	Freq	Level	Line Margin	Level Factor	Loss Factor	Factor				MHz	dBuV/m	dBuV/m	dB	dBuV	dB/m	dB	dB	cm	deg	1	4854.00	42.21	74.00	-31.79	60.68	34.61	12.36	65.44	0.00	300	360	PEAK	2	7281.00	44.61	74.00	-29.39	58.58	36.56	14.70	65.23	0.00	300	360	PEAK	<table border="1"> <thead> <tr> <th>Limit</th> <th>Read</th> <th>Ant</th> <th>Cable</th> <th>Preamp</th> <th>Aux</th> <th>APos</th> <th>TPos</th> <th>Remark</th> </tr> <tr> <th>Freq</th> <th>Level</th> <th>Line Margin</th> <th>Level Factor</th> <th>Loss Factor</th> <th>Factor</th> <th></th> <th></th> <th></th> </tr> <tr> <th>MHz</th> <th>dBuV/m</th> <th>dBuV/m</th> <th>dB</th> <th>dBuV</th> <th>dB/m</th> <th>dB</th> <th>dB</th> <th>cm</th> <th>deg</th> </tr> </thead> <tbody> <tr> <td>1</td> <td>4854.00</td> <td>42.30</td> <td>74.00</td> <td>-31.70</td> <td>60.77</td> <td>34.61</td> <td>12.36</td> <td>65.44</td> <td>0.00</td> <td>100</td> <td>360</td> <td>PEAK</td> </tr> <tr> <td>2</td> <td>7281.00</td> <td>44.16</td> <td>74.00</td> <td>-29.84</td> <td>58.13</td> <td>36.56</td> <td>14.70</td> <td>65.23</td> <td>0.00</td> <td>100</td> <td>360</td> <td>PEAK</td> </tr> </tbody> </table>	Limit	Read	Ant	Cable	Preamp	Aux	APos	TPos	Remark	Freq	Level	Line Margin	Level Factor	Loss Factor	Factor				MHz	dBuV/m	dBuV/m	dB	dBuV	dB/m	dB	dB	cm	deg	1	4854.00	42.30	74.00	-31.70	60.77	34.61	12.36	65.44	0.00	100	360	PEAK	2	7281.00	44.16	74.00	-29.84	58.13	36.56	14.70	65.23	0.00	100	360
Limit	Read	Ant	Cable	Preamp	Aux	APos	TPos	Remark																																																																																																					
Freq	Level	Line Margin	Level Factor	Loss Factor	Factor																																																																																																								
MHz	dBuV/m	dBuV/m	dB	dBuV	dB/m	dB	dB	cm	deg																																																																																																				
1	4854.00	42.21	74.00	-31.79	60.68	34.61	12.36	65.44	0.00	300	360	PEAK																																																																																																	
2	7281.00	44.61	74.00	-29.39	58.58	36.56	14.70	65.23	0.00	300	360	PEAK																																																																																																	
Limit	Read	Ant	Cable	Preamp	Aux	APos	TPos	Remark																																																																																																					
Freq	Level	Line Margin	Level Factor	Loss Factor	Factor																																																																																																								
MHz	dBuV/m	dBuV/m	dB	dBuV	dB/m	dB	dB	cm	deg																																																																																																				
1	4854.00	42.30	74.00	-31.70	60.77	34.61	12.36	65.44	0.00	100	360	PEAK																																																																																																	
2	7281.00	44.16	74.00	-29.84	58.13	36.56	14.70	65.23	0.00	100	360	PEAK																																																																																																	



14

Mode

Band Edge - L

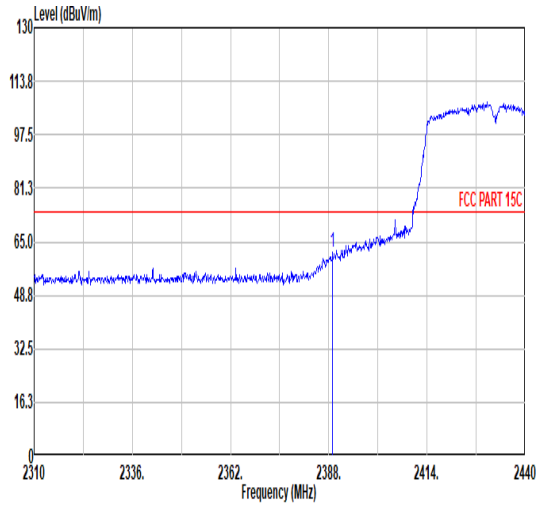
2400-2483.5\_802.11n\_HT40\_CH05\_2432MHz

Pol.

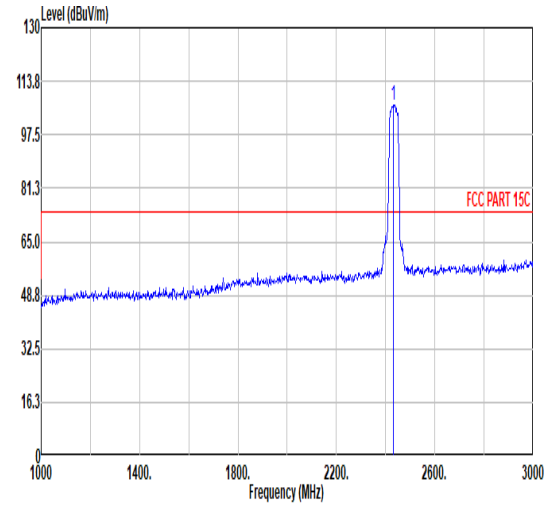
Horizontal

Fundamental

Peak

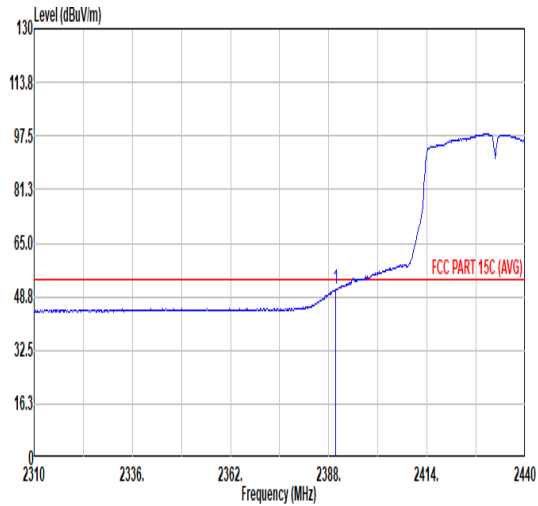


Limit	Read	Ant	Cable	Preamp	Aux	APos	TPos	Remark				
									Freq	Level	Line	Margin
1	2389.04	61.80	74.00	-12.20	45.94	31.98	8.77	30.89	6.00	376	256	PEAK

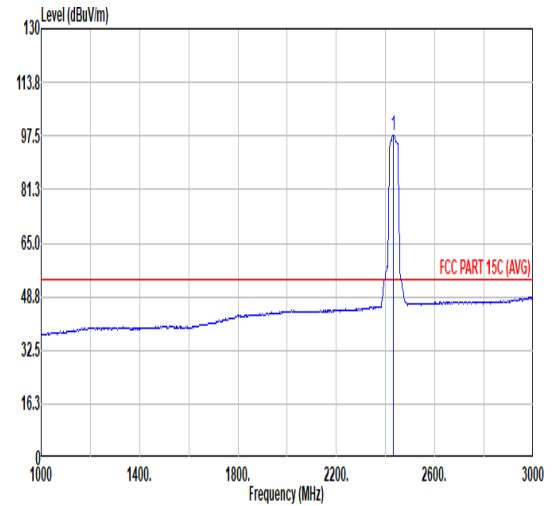


Limit	Read	Ant	Cable	Preamp	Aux	APos	TPos	Remark				
									Freq	Level	Line	Margin
1	2432.00	106.59	74.00	32.59	90.43	32.05	8.90	30.79	6.00	376	256	PEAK

Avg



Limit	Read	Ant	Cable	Preamp	Aux	APos	TPos	Remark				
									Freq	Level	Line	Margin
1	2389.82	50.97	54.00	-3.03	35.11	31.98	8.77	30.89	6.00	376	256	AVERAGE



Limit	Read	Ant	Cable	Preamp	Aux	APos	TPos	Remark				
									Freq	Level	Line	Margin
1	2432.00	97.86	54.00	43.86	81.73	32.04	8.89	30.80	6.00	376	256	AVERAGE



Mode	14																																																									
	Band Edge - R																																																									
	2400-2483.5_802.11n HT40_CH05_2432MHz																																																									
Pol.	Horizontal	Fundamental																																																								
Peak	<table border="1"> <thead> <tr> <th>Limit</th> <th>Read</th> <th>Ant</th> <th>Cable</th> <th>Preamp</th> <th>Aux</th> <th>APos</th> <th>TPos</th> </tr> <tr> <th>Freq Level</th> <th>Line</th> <th>Margin</th> <th>Level</th> <th>Factor</th> <th>Loss</th> <th>Factor</th> <th>Factor</th> </tr> <tr> <th>MHz</th> <th>dBuV/m</th> <th>dBuV/m</th> <th>dB</th> <th>dBuV</th> <th>dB/m</th> <th>dB</th> <th>dB</th> </tr> </thead> <tbody> <tr> <td>1 2487.65</td> <td>57.09</td> <td>74.00</td> <td>-16.91</td> <td>40.53</td> <td>32.13</td> <td>9.06</td> <td>30.63</td> </tr> <tr> <td></td> <td></td> <td></td> <td></td> <td></td> <td></td> <td>6.00</td> <td>376</td> </tr> <tr> <td></td> <td></td> <td></td> <td></td> <td></td> <td></td> <td></td> <td>256</td> </tr> <tr> <td></td> <td></td> <td></td> <td></td> <td></td> <td></td> <td></td> <td>PEAK</td> </tr> </tbody> </table>	Limit	Read	Ant	Cable	Preamp	Aux	APos	TPos	Freq Level	Line	Margin	Level	Factor	Loss	Factor	Factor	MHz	dBuV/m	dBuV/m	dB	dBuV	dB/m	dB	dB	1 2487.65	57.09	74.00	-16.91	40.53	32.13	9.06	30.63							6.00	376								256								PEAK	Blank
Limit	Read	Ant	Cable	Preamp	Aux	APos	TPos																																																			
Freq Level	Line	Margin	Level	Factor	Loss	Factor	Factor																																																			
MHz	dBuV/m	dBuV/m	dB	dBuV	dB/m	dB	dB																																																			
1 2487.65	57.09	74.00	-16.91	40.53	32.13	9.06	30.63																																																			
						6.00	376																																																			
							256																																																			
							PEAK																																																			
Avg	<table border="1"> <thead> <tr> <th>Limit</th> <th>Read</th> <th>Ant</th> <th>Cable</th> <th>Preamp</th> <th>Aux</th> <th>APos</th> <th>TPos</th> </tr> <tr> <th>Freq Level</th> <th>Line</th> <th>Margin</th> <th>Level</th> <th>Factor</th> <th>Loss</th> <th>Factor</th> <th>Factor</th> </tr> <tr> <th>MHz</th> <th>dBuV/m</th> <th>dBuV/m</th> <th>dB</th> <th>dBuV</th> <th>dB/m</th> <th>dB</th> <th>dB</th> </tr> </thead> <tbody> <tr> <td>1 2486.64</td> <td>46.26</td> <td>54.00</td> <td>-7.74</td> <td>29.71</td> <td>32.13</td> <td>9.06</td> <td>30.64</td> </tr> <tr> <td></td> <td></td> <td></td> <td></td> <td></td> <td></td> <td>6.00</td> <td>376</td> </tr> <tr> <td></td> <td></td> <td></td> <td></td> <td></td> <td></td> <td></td> <td>256</td> </tr> <tr> <td></td> <td></td> <td></td> <td></td> <td></td> <td></td> <td></td> <td>AVERAGE</td> </tr> </tbody> </table>	Limit	Read	Ant	Cable	Preamp	Aux	APos	TPos	Freq Level	Line	Margin	Level	Factor	Loss	Factor	Factor	MHz	dBuV/m	dBuV/m	dB	dBuV	dB/m	dB	dB	1 2486.64	46.26	54.00	-7.74	29.71	32.13	9.06	30.64							6.00	376								256								AVERAGE	Blank
Limit	Read	Ant	Cable	Preamp	Aux	APos	TPos																																																			
Freq Level	Line	Margin	Level	Factor	Loss	Factor	Factor																																																			
MHz	dBuV/m	dBuV/m	dB	dBuV	dB/m	dB	dB																																																			
1 2486.64	46.26	54.00	-7.74	29.71	32.13	9.06	30.64																																																			
						6.00	376																																																			
							256																																																			
							AVERAGE																																																			



		14																																																																											
Mode	Band Edge - L																																																																												
	2400-2483.5_802.11n_HT40_CH05_2432MHz																																																																												
Pol.	Vertical					Fundamental																																																																							
Peak																																																																													
	<table border="1"> <thead> <tr> <th></th> <th>Limit</th> <th>Read</th> <th>Ant</th> <th>Cable</th> <th>Preamp</th> <th>Aux</th> <th>APos</th> <th>TPos</th> <th colspan="2">Remark</th> </tr> <tr> <th>Freq</th> <th>Level</th> <th>Line</th> <th>Margin</th> <th>Level</th> <th>Factor</th> <th>Loss</th> <th>Factor</th> <th>Factor</th> <th>cm</th> <th>deg</th> </tr> </thead> <tbody> <tr> <td>1</td> <td>2388.65</td> <td>59.08</td> <td>74.00</td> <td>-14.92</td> <td>43.22</td> <td>31.98</td> <td>8.77</td> <td>30.89</td> <td>6.00</td> <td>300</td> <td>233 PEAK</td> </tr> </tbody> </table>						Limit	Read	Ant	Cable	Preamp	Aux	APos	TPos	Remark		Freq	Level	Line	Margin	Level	Factor	Loss	Factor	Factor	cm	deg	1	2388.65	59.08	74.00	-14.92	43.22	31.98	8.77	30.89	6.00	300	233 PEAK	<table border="1"> <thead> <tr> <th></th> <th>Limit</th> <th>Read</th> <th>Ant</th> <th>Cable</th> <th>Preamp</th> <th>Aux</th> <th>APos</th> <th>TPos</th> <th colspan="2">Remark</th> </tr> <tr> <th>Freq</th> <th>Level</th> <th>Line</th> <th>Margin</th> <th>Level</th> <th>Factor</th> <th>Loss</th> <th>Factor</th> <th>Factor</th> <th>cm</th> <th>deg</th> </tr> </thead> <tbody> <tr> <td>1</td> <td>2432.00</td> <td>103.69</td> <td>74.00</td> <td>29.69</td> <td>87.51</td> <td>32.05</td> <td>8.91</td> <td>30.78</td> <td>6.00</td> <td>300</td> <td>233 PEAK</td> </tr> </tbody> </table>						Limit	Read	Ant	Cable	Preamp	Aux	APos	TPos	Remark		Freq	Level	Line	Margin	Level	Factor	Loss	Factor	Factor	cm	deg	1	2432.00	103.69	74.00	29.69	87.51	32.05	8.91	30.78	6.00	300
	Limit	Read	Ant	Cable	Preamp	Aux	APos	TPos	Remark																																																																				
Freq	Level	Line	Margin	Level	Factor	Loss	Factor	Factor	cm	deg																																																																			
1	2388.65	59.08	74.00	-14.92	43.22	31.98	8.77	30.89	6.00	300	233 PEAK																																																																		
	Limit	Read	Ant	Cable	Preamp	Aux	APos	TPos	Remark																																																																				
Freq	Level	Line	Margin	Level	Factor	Loss	Factor	Factor	cm	deg																																																																			
1	2432.00	103.69	74.00	29.69	87.51	32.05	8.91	30.78	6.00	300	233 PEAK																																																																		
Avg																																																																													
	<table border="1"> <thead> <tr> <th></th> <th>Limit</th> <th>Read</th> <th>Ant</th> <th>Cable</th> <th>Preamp</th> <th>Aux</th> <th>APos</th> <th>TPos</th> <th colspan="2">Remark</th> </tr> <tr> <th>Freq</th> <th>Level</th> <th>Line</th> <th>Margin</th> <th>Level</th> <th>Factor</th> <th>Loss</th> <th>Factor</th> <th>Factor</th> <th>cm</th> <th>deg</th> </tr> </thead> <tbody> <tr> <td>1</td> <td>2389.95</td> <td>48.81</td> <td>54.00</td> <td>-5.19</td> <td>32.95</td> <td>31.98</td> <td>8.77</td> <td>30.89</td> <td>6.00</td> <td>300</td> <td>233 AVERAGE</td> </tr> </tbody> </table>						Limit	Read	Ant	Cable	Preamp	Aux	APos	TPos	Remark		Freq	Level	Line	Margin	Level	Factor	Loss	Factor	Factor	cm	deg	1	2389.95	48.81	54.00	-5.19	32.95	31.98	8.77	30.89	6.00	300	233 AVERAGE	<table border="1"> <thead> <tr> <th></th> <th>Limit</th> <th>Read</th> <th>Ant</th> <th>Cable</th> <th>Preamp</th> <th>Aux</th> <th>APos</th> <th>TPos</th> <th colspan="2">Remark</th> </tr> <tr> <th>Freq</th> <th>Level</th> <th>Line</th> <th>Margin</th> <th>Level</th> <th>Factor</th> <th>Loss</th> <th>Factor</th> <th>Factor</th> <th>cm</th> <th>deg</th> </tr> </thead> <tbody> <tr> <td>1</td> <td>2432.00</td> <td>93.97</td> <td>54.00</td> <td>39.97</td> <td>77.84</td> <td>32.04</td> <td>8.89</td> <td>30.80</td> <td>6.00</td> <td>300</td> <td>233 AVERAGE</td> </tr> </tbody> </table>						Limit	Read	Ant	Cable	Preamp	Aux	APos	TPos	Remark		Freq	Level	Line	Margin	Level	Factor	Loss	Factor	Factor	cm	deg	1	2432.00	93.97	54.00	39.97	77.84	32.04	8.89	30.80	6.00	300
	Limit	Read	Ant	Cable	Preamp	Aux	APos	TPos	Remark																																																																				
Freq	Level	Line	Margin	Level	Factor	Loss	Factor	Factor	cm	deg																																																																			
1	2389.95	48.81	54.00	-5.19	32.95	31.98	8.77	30.89	6.00	300	233 AVERAGE																																																																		
	Limit	Read	Ant	Cable	Preamp	Aux	APos	TPos	Remark																																																																				
Freq	Level	Line	Margin	Level	Factor	Loss	Factor	Factor	cm	deg																																																																			
1	2432.00	93.97	54.00	39.97	77.84	32.04	8.89	30.80	6.00	300	233 AVERAGE																																																																		



		14																																						
Mode	Band Edge - R																																							
	2400-2483.5_802.11n HT40_CH05_2432MHz																																							
Pol.	Vertical	Fundamental																																						
Peak	<table border="1"> <thead> <tr> <th>Limit</th> <th>Read</th> <th>Ant</th> <th>Cable</th> <th>Preamp</th> <th>Aux</th> <th>APos</th> <th>TPos</th> </tr> <tr> <th>Freq</th> <th>Level</th> <th>Line</th> <th>Margin</th> <th>Level</th> <th>Factor</th> <th>Loss</th> <th>Factor</th> </tr> <tr> <th>MHz</th> <th>dBuV/m</th> <th>dBuV/m</th> <th>dB</th> <th>dBuV</th> <th>dB/m</th> <th>dB</th> <th>dB</th> </tr> </thead> <tbody> <tr> <td>1</td> <td>2489.79</td> <td>57.14</td> <td>74.00</td> <td>-16.86</td> <td>40.57</td> <td>32.13</td> <td>9.07</td> <td>30.63</td> <td>6.00</td> <td>300</td> <td>233</td> <td>PEAK</td> </tr> </tbody> </table>	Limit	Read	Ant	Cable	Preamp	Aux	APos	TPos	Freq	Level	Line	Margin	Level	Factor	Loss	Factor	MHz	dBuV/m	dBuV/m	dB	dBuV	dB/m	dB	dB	1	2489.79	57.14	74.00	-16.86	40.57	32.13	9.07	30.63	6.00	300	233	PEAK	Blank	
Limit	Read	Ant	Cable	Preamp	Aux	APos	TPos																																	
Freq	Level	Line	Margin	Level	Factor	Loss	Factor																																	
MHz	dBuV/m	dBuV/m	dB	dBuV	dB/m	dB	dB																																	
1	2489.79	57.14	74.00	-16.86	40.57	32.13	9.07	30.63	6.00	300	233	PEAK																												
Avg	<table border="1"> <thead> <tr> <th>Limit</th> <th>Read</th> <th>Ant</th> <th>Cable</th> <th>Preamp</th> <th>Aux</th> <th>APos</th> <th>TPos</th> </tr> <tr> <th>Freq</th> <th>Level</th> <th>Line</th> <th>Margin</th> <th>Level</th> <th>Factor</th> <th>Loss</th> <th>Factor</th> </tr> <tr> <th>MHz</th> <th>dBuV/m</th> <th>dBuV/m</th> <th>dB</th> <th>dBuV</th> <th>dB/m</th> <th>dB</th> <th>dB</th> </tr> </thead> <tbody> <tr> <td>1</td> <td>2484.63</td> <td>46.35</td> <td>54.00</td> <td>-7.65</td> <td>29.81</td> <td>32.13</td> <td>9.05</td> <td>30.64</td> <td>6.00</td> <td>300</td> <td>233</td> <td>AVERAGE</td> </tr> </tbody> </table>	Limit	Read	Ant	Cable	Preamp	Aux	APos	TPos	Freq	Level	Line	Margin	Level	Factor	Loss	Factor	MHz	dBuV/m	dBuV/m	dB	dBuV	dB/m	dB	dB	1	2484.63	46.35	54.00	-7.65	29.81	32.13	9.05	30.64	6.00	300	233	AVERAGE	Blank	
Limit	Read	Ant	Cable	Preamp	Aux	APos	TPos																																	
Freq	Level	Line	Margin	Level	Factor	Loss	Factor																																	
MHz	dBuV/m	dBuV/m	dB	dBuV	dB/m	dB	dB																																	
1	2484.63	46.35	54.00	-7.65	29.81	32.13	9.05	30.64	6.00	300	233	AVERAGE																												



Mode	14																																																																																																												
	Harmonic																																																																																																												
	2400-2483.5_802.11n HT40_CH05_2432MHz																																																																																																												
Pol.	Horizontal	Vertical																																																																																																											
Peak Avg																																																																																																													
	<table border="1"> <thead> <tr> <th rowspan="2">Limit</th> <th rowspan="2">Read</th> <th rowspan="2">Ant</th> <th rowspan="2">Cable</th> <th rowspan="2">Preamp</th> <th rowspan="2">Aux</th> <th rowspan="2">APos</th> <th rowspan="2">TPos</th> <th rowspan="2">Remark</th> </tr> <tr> <th>Freq</th> <th>Level</th> <th>Line Margin</th> <th>Level</th> <th>Factor</th> <th>Loss Factor</th> <th>Factor</th> </tr> </thead> <tbody> <tr> <td></td> <td>MHz</td> <td>dBuV/m</td> <td>dBuV/m</td> <td>dB</td> <td>dBuV</td> <td>dB/m</td> <td>dB</td> <td>dB</td> <td>dB</td> <td>cm</td> <td>deg</td> </tr> <tr> <td>1</td> <td>4864.00</td> <td>42.44</td> <td>74.00</td> <td>-31.56</td> <td>60.92</td> <td>34.63</td> <td>12.33</td> <td>65.44</td> <td>0.00</td> <td>300</td> <td>360</td> <td>PEAK</td> </tr> <tr> <td>2</td> <td>7296.00</td> <td>44.46</td> <td>74.00</td> <td>-29.54</td> <td>58.42</td> <td>36.56</td> <td>14.72</td> <td>65.24</td> <td>0.00</td> <td>300</td> <td>360</td> <td>PEAK</td> </tr> </tbody> </table>	Limit	Read	Ant	Cable	Preamp	Aux	APos	TPos	Remark	Freq	Level	Line Margin	Level	Factor	Loss Factor	Factor		MHz	dBuV/m	dBuV/m	dB	dBuV	dB/m	dB	dB	dB	cm	deg	1	4864.00	42.44	74.00	-31.56	60.92	34.63	12.33	65.44	0.00	300	360	PEAK	2	7296.00	44.46	74.00	-29.54	58.42	36.56	14.72	65.24	0.00	300	360	PEAK	<table border="1"> <thead> <tr> <th rowspan="2">Limit</th> <th rowspan="2">Read</th> <th rowspan="2">Ant</th> <th rowspan="2">Cable</th> <th rowspan="2">Preamp</th> <th rowspan="2">Aux</th> <th rowspan="2">APos</th> <th rowspan="2">TPos</th> <th rowspan="2">Remark</th> </tr> <tr> <th>Freq</th> <th>Level</th> <th>Line Margin</th> <th>Level</th> <th>Factor</th> <th>Loss Factor</th> <th>Factor</th> </tr> </thead> <tbody> <tr> <td></td> <td>MHz</td> <td>dBuV/m</td> <td>dBuV/m</td> <td>dB</td> <td>dBuV</td> <td>dB/m</td> <td>dB</td> <td>dB</td> <td>dB</td> <td>cm</td> <td>deg</td> </tr> <tr> <td>1</td> <td>4864.00</td> <td>42.21</td> <td>74.00</td> <td>-31.79</td> <td>60.69</td> <td>34.63</td> <td>12.33</td> <td>65.44</td> <td>0.00</td> <td>100</td> <td>360</td> <td>PEAK</td> </tr> <tr> <td>2</td> <td>7296.00</td> <td>45.09</td> <td>74.00</td> <td>-28.91</td> <td>59.05</td> <td>36.56</td> <td>14.72</td> <td>65.24</td> <td>0.00</td> <td>100</td> <td>360</td> <td>PEAK</td> </tr> </tbody> </table>	Limit	Read	Ant	Cable	Preamp	Aux	APos	TPos	Remark	Freq	Level	Line Margin	Level	Factor	Loss Factor	Factor		MHz	dBuV/m	dBuV/m	dB	dBuV	dB/m	dB	dB	dB	cm	deg	1	4864.00	42.21	74.00	-31.79	60.69	34.63	12.33	65.44	0.00	100	360	PEAK	2	7296.00	45.09	74.00	-28.91	59.05	36.56	14.72	65.24	0.00	100	360
Limit	Read										Ant	Cable	Preamp	Aux	APos	TPos	Remark																																																																																												
		Freq	Level	Line Margin	Level	Factor	Loss Factor	Factor																																																																																																					
	MHz	dBuV/m	dBuV/m	dB	dBuV	dB/m	dB	dB	dB	cm	deg																																																																																																		
1	4864.00	42.44	74.00	-31.56	60.92	34.63	12.33	65.44	0.00	300	360	PEAK																																																																																																	
2	7296.00	44.46	74.00	-29.54	58.42	36.56	14.72	65.24	0.00	300	360	PEAK																																																																																																	
Limit	Read	Ant	Cable	Preamp	Aux	APos	TPos	Remark																																																																																																					
									Freq	Level	Line Margin	Level	Factor	Loss Factor	Factor																																																																																														
	MHz	dBuV/m	dBuV/m	dB	dBuV	dB/m	dB	dB	dB	cm	deg																																																																																																		
1	4864.00	42.21	74.00	-31.79	60.69	34.63	12.33	65.44	0.00	100	360	PEAK																																																																																																	
2	7296.00	45.09	74.00	-28.91	59.05	36.56	14.72	65.24	0.00	100	360	PEAK																																																																																																	



Mode	14	
	Emission above 18GHz	
	2400-2483.5_802.11n HT40_CH05_2432MHz	
Pol.	Horizontal	Vertical
Peak Avg	