



FCC RF Test Report

APPLICANT : Motorola Mobility LLC
EQUIPMENT : Mobile Cellular Phone
BRAND NAME : Motorola
MODEL NAME : XT2313-3, XT2313-4, XT2313-6
FCC ID : IHDT56AJ8
STANDARD : FCC Part 15 Subpart E §15.407
CLASSIFICATION : (NII) Unlicensed National Information Infrastructure
TEST DATE(S) : Nov. 28, 2022 ~ Dec. 20, 2022

We, Sporton International Inc. (Kunshan), would like to declare that the tested sample has been evaluated in accordance with the test procedures and has been in compliance with the applicable technical standards.

The test results in this report apply exclusively to the tested model / sample. Without written approval of Sporton International Inc. (Kunshan), the test report shall not be reproduced except in full.

Jason Jia



Approved by: Jason Jia

Sporton International Inc. (Kunshan)

**No. 1098, Pengxi North Road, Kunshan Economic Development Zone Jiangsu Province 215300
People's Republic of China**



TABLE OF CONTENTS

REVISION HISTORY.....3

SUMMARY OF TEST RESULT4

1 GENERAL DESCRIPTION5

 1.1 Applicant.....5

 1.2 Manufacturer.....5

 1.3 Product Feature of Equipment Under Test.....5

 1.4 Product Specification of Equipment Under Test.....6

 1.5 Modification of EUT7

 1.6 Specification of Accessory.....7

 1.7 Testing Location7

 1.8 Test Software.....7

 1.9 Applicable Standards.....8

2 TEST CONFIGURATION OF EQUIPMENT UNDER TEST9

 2.1 Carrier Frequency and Channel9

 2.2 Test Mode.....10

 2.3 Connection Diagram of Test System.....12

 2.4 Support Unit used in test configuration and system.....13

 2.5 EUT Operation Test Setup13

 2.6 Measurement Results Explanation Example.....13

3 TEST RESULT.....14

 3.1 26dB & 99% Occupied Bandwidth Measurement14

 3.2 Maximum Conducted Output Power Measurement18

 3.3 Power Spectral Density Measurement20

 3.4 Unwanted Emissions Measurement.....22

 3.5 AC Conducted Emission Measurement.....27

 3.6 Antenna Requirements.....29

4 LIST OF MEASURING EQUIPMENT.....30

5 UNCERTAINTY OF EVALUATION.....31

APPENDIX A. CONDUCTED TEST RESULTS

APPENDIX B. AC CONDUCTED EMISSION TEST RESULT

APPENDIX C. RADIATED SPURIOUS EMISSION

APPENDIX D. DUTY CYCLE PLOTS

APPENDIX E. SETUP PHOTOGRAPHS



SUMMARY OF TEST RESULT

Report Section	FCC Rule	Description	Limit	Result	Remark
3.1	2.1049 & 15.403(i)	26dB & 99% Bandwidth	-	Report only	-
3.2	15.407(a)	Maximum Conducted Output Power	≤ 24 dBm	Pass	-
3.3	15.407(a)	Power Spectral Density	≤ 11 dBm/MHz	Pass	-
3.4	15.407(b)	Unwanted Emissions	15.407(b) & 15.209(a)	Pass	Under limit 3.19 dB at 5354.350 MHz
3.5	15.207	AC Conducted Emission	15.207(a)	Pass	Under limit 10.80 dB at 0.604 MHz
3.6	15.203 & 15.407(a)	Antenna Requirement	15.203 & 15.407(a)	Pass	-

Declaration of Conformity:
The test results with all measurement uncertainty excluded are presented in accordance with the regulation limits or requirements declared by manufacturers.
Comments and Explanations:
The declared of product specification for EUT presented in the report are provided by the manufacturer, and the manufacturer takes all the responsibilities for the accuracy of product specification.



1 General Description

1.1 Applicant

Motorola Mobility LLC
222 W,Merchandise Mart Plaza, Chicago IL 60654 USA

1.2 Manufacturer

Motorola Mobility LLC
222 W,Merchandise Mart Plaza, Chicago IL 60654 USA

1.3 Product Feature of Equipment Under Test

Product Feature	
Equipment	Mobile Cellular Phone
Brand Name	Motorola
Model Name	XT2313-3, XT2313-4, XT2313-6
FCC ID	IHDT56AJ8
IMEI Code	Conducted: 353054820021491 Conduction: 353054820017267 Radiation: 353054820017200
HW Version	DVT2
SW Version	T1TPN33.13
EUT Stage	Identical Prototype

Remark:

1. The above EUT's information was declared by manufacturer. Please refer to the specifications or user's manual for more detailed description.
2. The three model name XT2313-3, XT2313-4, XT2313-6 are the same product except model name different for market segment.
3. WLAN 5G Ant. 1 corresponding to EUT Photo Ant. 6



1.4 Product Specification of Equipment Under Test

Standards-related Product Specification	
Tx/Rx Frequency Range	5180 MHz ~ 5240 MHz 5260 MHz ~ 5320 MHz 5500 MHz ~ 5720 MHz
Maximum Output Power to Antenna	<p><5180 MHz ~ 5240 MHz> 802.11a : 20.05 dBm / 0.1012 W 802.11n HT20 : 19.83 dBm / 0.0962 W 802.11n HT40 : 19.67 dBm / 0.0927 W 802.11ac VHT20 : 20.15 dBm / 0.1035 W 802.11ac VHT40 : 19.73 dBm / 0.0940 W 802.11ac VHT80 : 18.44 dBm / 0.0698 W</p> <p><5260 MHz ~ 5320 MHz> 802.11a : 20.36 dBm / 0.1086 W 802.11n HT20 : 20.23 dBm / 0.1054 W 802.11n HT40 : 19.83 dBm / 0.0962 W 802.11ac VHT20 : 20.49 dBm / 0.1119 W 802.11ac VHT40 : 19.90 dBm / 0.0977 W 802.11ac VHT80 : 19.15 dBm / 0.0822 W</p> <p><5500 MHz ~ 5720 MHz > 802.11a : 20.17 dBm / 0.1040 W 802.11n HT20 : 20.36 dBm / 0.1086 W 802.11n HT40 : 20.12 dBm / 0.1028 W 802.11ac VHT20 : 20.59 dBm / 0.1146 W 802.11ac VHT40 : 20.19 dBm / 0.1045 W 802.11ac VHT80 : 19.05 dBm / 0.0804 W</p>
99% Occupied Bandwidth	<p><5180 MHz ~ 5240 MHz> 802.11a : 16.78 MHz 802.11ac VHT20 : 17.98 MHz 802.11ac VHT40 : 36.56 MHz 802.11ac VHT80 : 75.64 MHz</p> <p><5260 MHz ~ 5320 MHz> 802.11a : 16.88 MHz 802.11ac VHT20 : 17.98 MHz 802.11ac VHT40 : 36.46 MHz 802.11ac VHT80 : 75.64 MHz</p> <p><5500 MHz ~ 5720 MHz > 802.11a : 16.88 MHz 802.11ac VHT20 : 17.98 MHz 802.11ac VHT40 : 36.66 MHz 802.11ac VHT80 : 75.76 MHz</p>
Antenna Type / Gain	<p><5180 MHz ~ 5240 MHz> FPC Antenna with gain -4.11 dBi</p> <p><5260 MHz ~ 5320 MHz> FPC Antenna with gain -4.0 dBi</p> <p><5500 MHz ~ 5720 MHz> FPC Antenna with gain -3.98 dBi</p>
Type of Modulation	802.11a/n : OFDM (BPSK / QPSK / 16QAM / 64QAM) 802.11ac : OFDM (BPSK / QPSK / 16QAM / 64QAM / 256QAM)

Note: For 802.11n HT20 / ac VHT20 and 802.11n HT40 / ac VHT40 mode, the whole testing have assessed only 802.11ac VHT20/VHT40 by referring to the higher output power.



1.5 Modification of EUT

No modifications are made to the EUT during all test items.

1.6 Specification of Accessory

Specification of Accessory				
Battery 1	Brand Name	Motorola (ATL)	Model Name	NH50
Battery 2	Brand Name	Motorola (Sunwoda)	Model Name	NH50
USB Cable 1	Brand Name	Motorola (Saibao)	Model Name	SLQ-A212A
USB Cable 2	Brand Name	Motorola (NAIYI)	Model Name	1.1.0196

1.7 Testing Location

Sporton International Inc. (Kunshan) is accredited to ISO/IEC 17025:2017 by American Association for Laboratory Accreditation with Certificate Number 5145.02.

Test Firm	Sporton International Inc. (Kunshan)		
Test Site Location	No. 1098, Pengxi North Road, Kunshan Economic Development Zone Jiangsu Province 215300 People's Republic of China TEL : +86-512-57900158 FAX : +86-512-57900958		
Test Site No.	Sporton Site No.	FCC Designation No.	FCC Test Firm Registration No.
	CO01- KS 03CH08-KS TH01-KS	CN1257	314309

1.8 Test Software

Item	Site	Manufacturer	Name	Version
1.	03CH08-KS	AUDIX	E3	6.2009-8-24al
2.	CO01-KS	AUDIX	E3	6.2009-8-24



1.9 Applicable Standards

According to the specifications of the manufacturer, the EUT must comply with the requirements of the following standards:

- ♦ 47 CFR Part 15 Subpart E
- ♦ FCC KDB 789033 D02 General UNII Test Procedures New Rules v02r01.
- ♦ ANSI C63.10-2013

Remark:

1. All test items were verified and recorded according to the standards and without any deviation during the test.
2. This EUT has also been tested and complied with the requirements of FCC Part 15, Subpart B, recorded in a separate test report.



2 Test Configuration of Equipment Under Test

- a. The EUT has been associated with peripherals and configuration operated in a manner tended to maximize its emission characteristics in a typical application. Frequency range investigated: conduction emission (150 kHz to 30 MHz), radiation emission (9 kHz to the 10th harmonic of the highest fundamental frequency or to 40 GHz, whichever is lower). For radiated measurement, pre-scanned in three orthogonal panels, X, Y, Z. The worst cases (X plane) were recorded in this report.
- b. AC power line Conducted Emission was tested under maximum output power.

2.1 Carrier Frequency and Channel

Frequency Band	Channel	Freq.(MHz)	Channel	Freq.(MHz)
5180-5240 MHz U-NII-1	36	5180	44	5220
	38*	5190	46*	5230
	40	5200	48	5240
	42#	5210	-	-

Frequency Band	Channel	Freq.(MHz)	Channel	Freq.(MHz)
5260-5320 MHz U-NII-2A	52	5260	60	5300
	54*	5270	62*	5310
	56	5280	64	5320
	58#	5290	-	-

Frequency Band	Channel	Freq.(MHz)	Channel	Freq.(MHz)
5500- 5720 MHz U-NII-2C	100	5500	112	5560
	102*	5510	116	5580
	104	5520	132	5660
	106#	5530	134*	5670
	108	5540	136	5680
	110*	5550	140	5700

Frequency Band	Channel	Freq.(MHz)	Channel	Freq.(MHz)
TDWR Channel	118*	5590	124	5620
	120	5600	126*	5630
	122#	5610	128	5640



Frequency Band	Channel	Freq. (MHz)	Channel	Freq. (MHz)
Straddle Channel	138 [#]	5690	144	5720
	142 [*]	5710	-	-

Note:

1. The above Frequency and Channel in "*" were 802.11n HT40 and 802.11ac VHT40.
2. The above Frequency and Channel in "#" were 802.11ac VHT80.

2.2 Test Mode

Final test modes are considering the modulation and worse data rates as below table.

Modulation	Data Rate
802.11a	6 Mbps
802.11ac VHT20	MCS0
802.11ac VHT40	MCS0
802.11ac VHT80	MCS0

RSE Co-location Modes:
LTE Band 48 Link + Bluetooth-LE CH 39 Tx + WLAN 5GHz 802.11ac VHT80 CH58 Tx

Test Cases	
AC Conducted Emission	Mode 1 : GSM850 Idle + Bluetooth Link + WLAN Link (5G) + USB Cable 1(Charging from Adapter) + Earphone

Remark:

1. For Radiated Test Cases, The tests were performance with Adapter, Earphone and USB Cable 1.
2. The RSE Co-location mode is assessed from the worst WWAN Link + Bluetooth-LE + WLAN TX mode.



Ch. #		U-NII-1 : 5180-5240 MHz	U-NII-2A : 5260-5320 MHz	U-NII-2C:5500- 5700 MHz
		802.11a	802.11a	802.11a
L	Low	36	52	100
M	Middle	44	60	116
H	High	48	64	140
Straddle		-	-	144

Ch. #		U-NII-1 : 5180-5240 MHz	U-NII-2A : 5260-5320 MHz	U-NII-2C:5500- 5700 MHz
		802.11ac VHT20	802.11ac VHT20	802.11ac VHT20
L	Low	36	52	100
M	Middle	44	60	116
H	High	48	64	140
Straddle		-	-	144

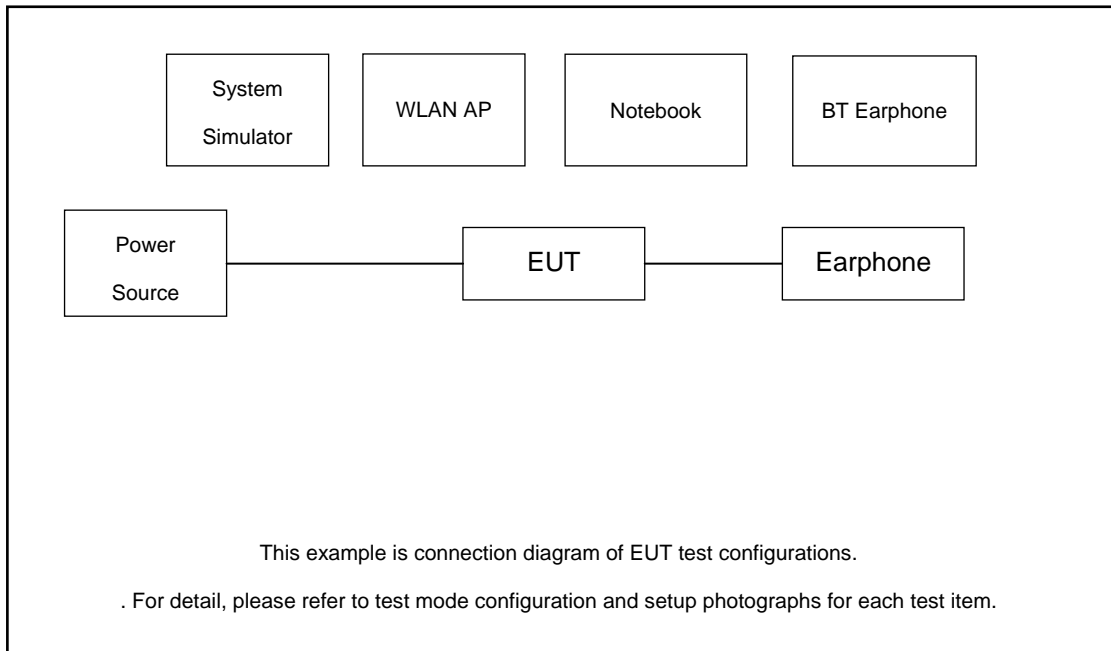
Ch. #		U-NII-1 : 5180-5240 MHz	U-NII-2A : 5260-5320 MHz	U-NII-2C:5500- 5700 MHz
		802.11ac VHT40	802.11ac VHT40	802.11ac VHT40
L	Low	38	54	102
M	Middle	-	-	110
H	High	46	62	134
Straddle		-	-	142

Ch. #		U-NII-1 : 5180-5240 MHz	U-NII-2A : 5260-5320 MHz	U-NII-2C:5500- 5700 MHz
		802.11ac VHT80	802.11ac VHT80	802.11ac VHT80
L	Low	-	-	106
M	Middle	42	58	-
H	High	-	-	122
Straddle		-	-	138

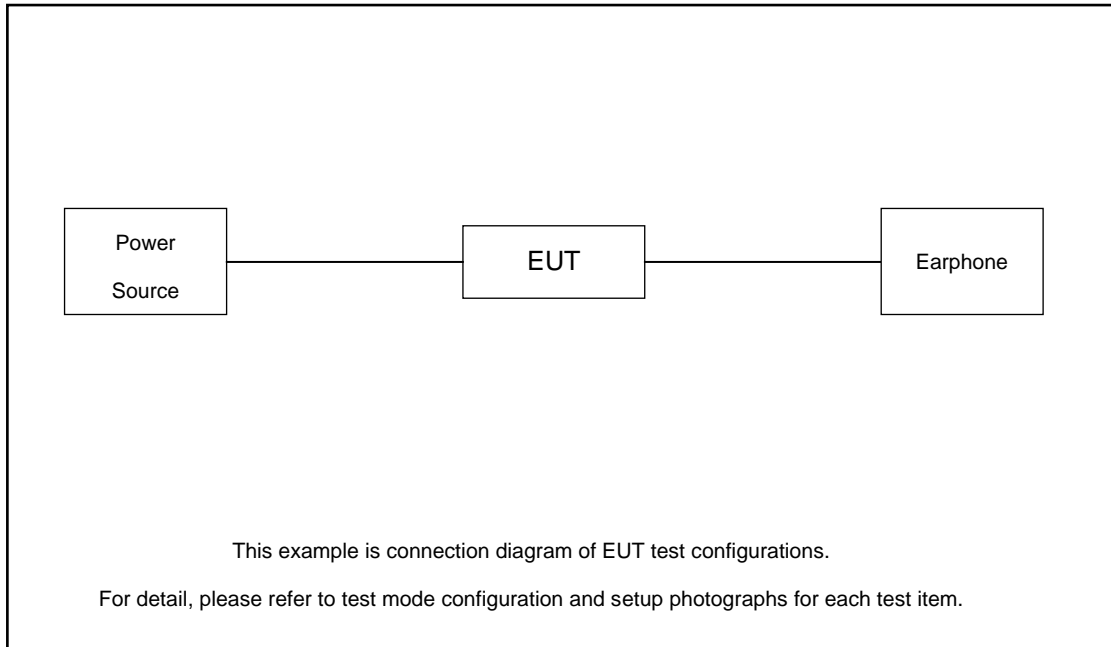
Remark: For radiation spurious emission, the final modulation and the worst data rate was reference the max RF conducted power.

2.3 Connection Diagram of Test System

For Conducted Emission



For Radiated Emission



2.4 Support Unit used in test configuration and system

Item	Equipment	Trade Name	Model Name	FCC ID	Data Cable	Power Cord
1.	LTE Base Station	Anritus	MT8820C	N/A	N/A	Unshielded,1.8m
2.	Bluetooth Earphone	Lenovo	LBH308	N/A	N/A	N/A
3.	Notebook	Lenovo	G480	QDS-BRCM1050I	N/A	shielded cable DC O/P 1.8m ; Unshielded AC I/P cable 1.8m
4.	WLAN AP	D-link	DIR-655	KA21R655B1	N/A	Unshielded,1.8m
5.	AC Adapter	Moto	MC-101	N/A	N/A	N/A
6.	Earphone	Moto	N/A	N/A	N/A	N/A

2.5 EUT Operation Test Setup

For WLAN RF test items, an engineering test program was provided and enabled to make EUT continuously transmit.

For AC power line conducted emissions, the EUT was set to connect with the WLAN AP under large package sizes transmission.

2.6 Measurement Results Explanation Example

For all conducted test items:

The offset level is set in the spectrum analyzer to compensate the RF cable loss between EUT conducted output port and spectrum analyzer. With the offset compensation, the spectrum analyzer reading level is exactly the EUT RF output level.

Example :

The spectrum analyzer offset is derived from RF cable loss.

Offset = RF cable loss.

Following shows an offset computation example with cable loss 7.5 dB.

$$\begin{aligned} \text{Offset(dB)} &= \text{RF cable loss(dB)}. \\ &= 7.5 \text{ (dB)} \end{aligned}$$

3 Test Result

3.1 26dB & 99% Occupied Bandwidth Measurement

3.1.1 Description of 26dB & 99% Occupied Bandwidth

This section is for reporting purpose only.

There is no restriction limits for bandwidth.

For Straddle Channel, According to KDB 789033 D02 General UNII Test Procedures New Rules v02r01, If the power and PSD of the devices are uniform and comply with the lower limits specified for the U-NII-2 bands, a single measurement over the entire emission bandwidth can be performed to show compliance.

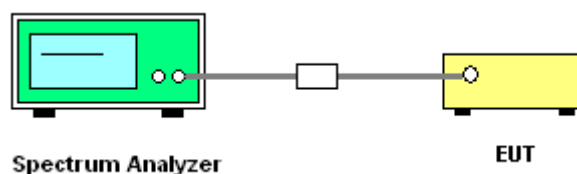
3.1.2 Measuring Instruments

The measuring equipment is listed in the section 4 of this test report.

3.1.3 Test Procedures

1. The testing follows FCC KDB 789033 D02 General UNII Test Procedures New Rules v02r01. Section C) Emission bandwidth
2. Set RBW = approximately 1% of the emission bandwidth.
3. Set the VBW > RBW.
4. Detector = Peak.
5. Trace mode = max hold
6. Measure the maximum width of the emission that is 26 dB down from the peak of the emission. Compare this with the RBW setting of the analyzer. Readjust RBW and repeat measurement as needed until the RBW/EBW ratio is approximately 1%.
7. For 99% Bandwidth Measurement, the spectrum analyzer's resolution bandwidth (RBW) is set 1% to 5% of the OBW and set the Video bandwidth (VBW) $\geq 3 * RBW$.
8. Measure and record the results in the test report.

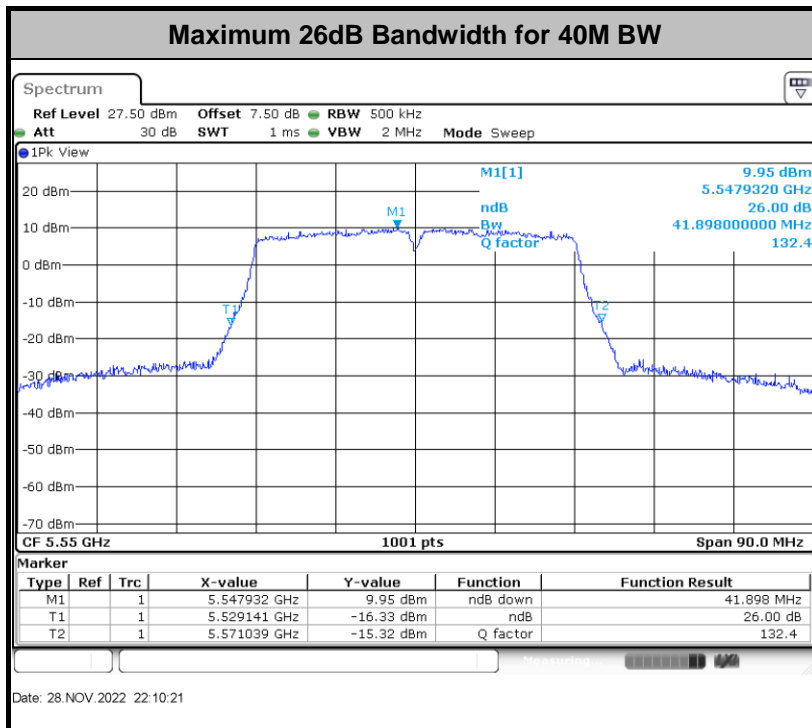
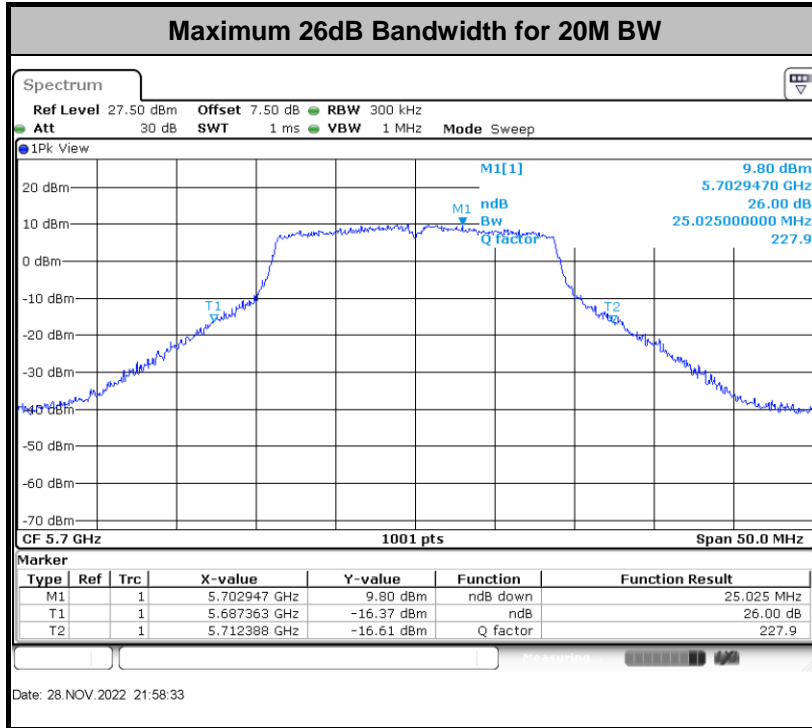
3.1.4 Test Setup

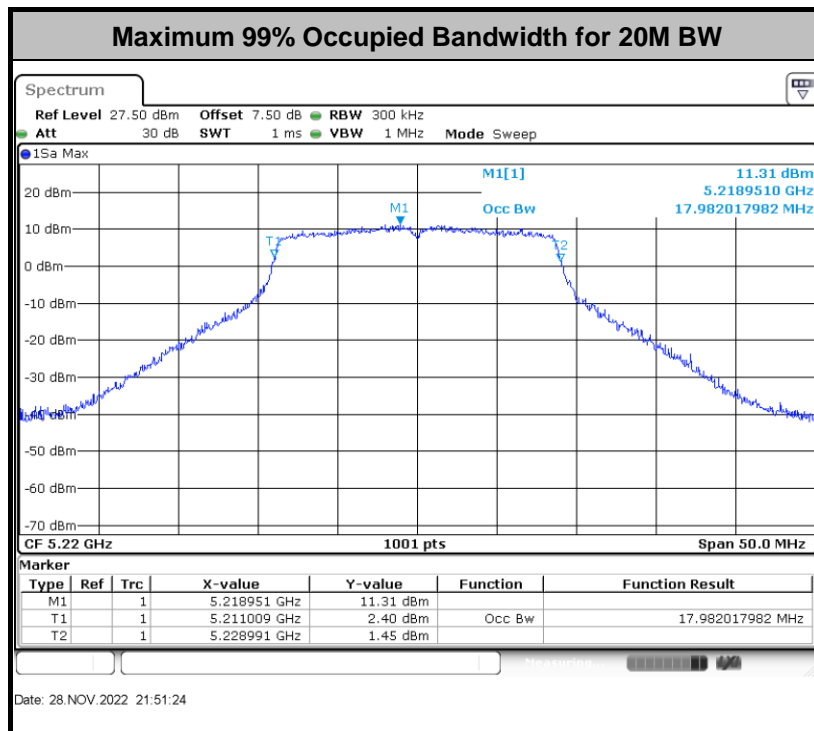
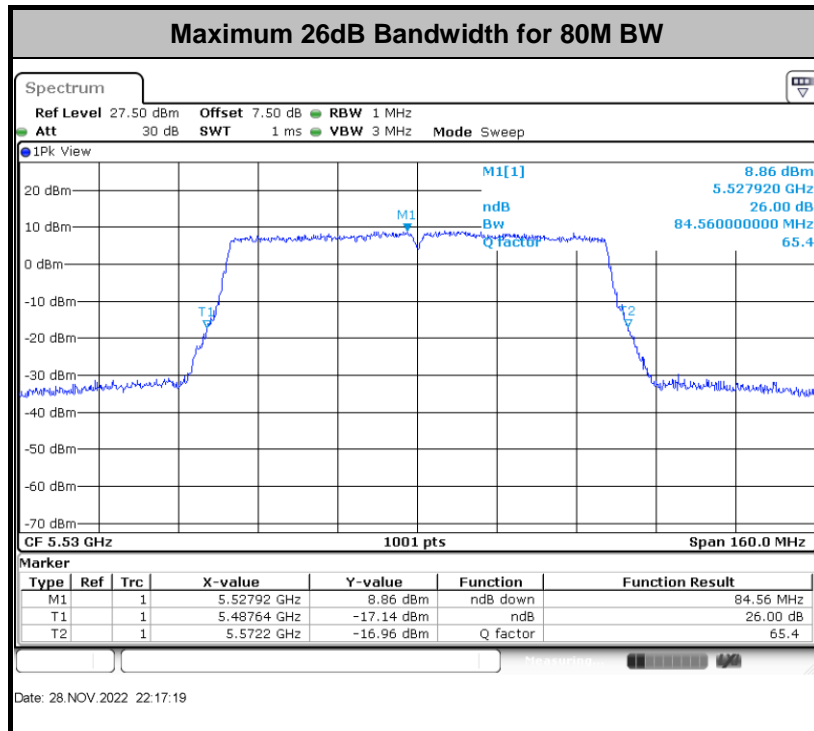


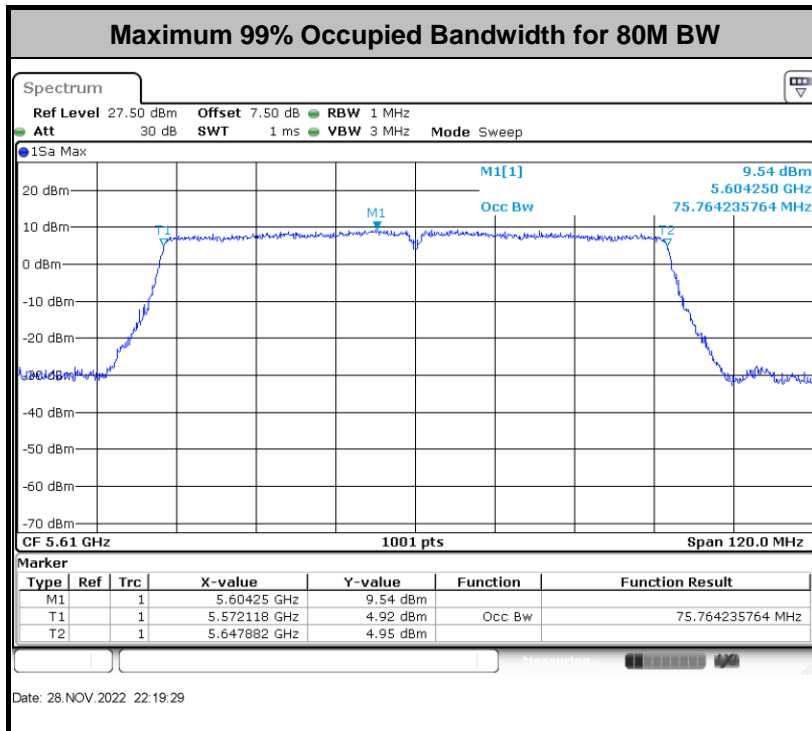
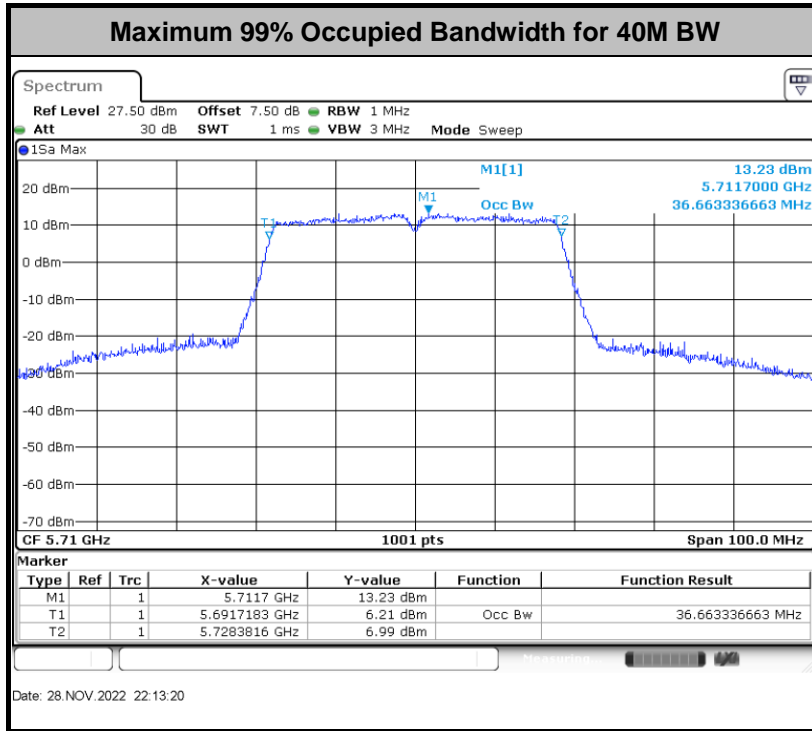


3.1.5 Test Result of 26dB & 99% Occupied Bandwidth

Please refer to Appendix A.







Note: The occupied channel bandwidth is maintained within the band of operation for all of the modulations.



3.2 Maximum Conducted Output Power Measurement

3.2.1 Limit of Maximum Conducted Output Power

<FCC 14-30 CFR 15.407>

For mobile and portable client devices in the 5.15–5.25 GHz band, the maximum conducted output power over the frequency band of operation shall not exceed 250 mW.

For the 5.25–5.725 GHz bands, the maximum conducted output power over the frequency bands of operation shall not exceed the lesser of 250 mW or 11 dBm +10 log 10 B, where B is the 26 dB emission bandwidth in megahertz.

For Straddle Channel, According to KDB 789033 D02 General UNII Test Procedures New Rules v02r01, If the power and PSD of the devices are uniform and comply with the lower limits specified for the U-NII-2 bands, a single measurement over the entire emission bandwidth can be performed to show compliance.

If transmitting antennas of directional gain greater than 6 dBi are used, the peak output power shall be reduced by the amount in dB that the directional gain of the antenna exceeds 6 dBi.

Note that U-NII-2 band, devices with a maximum e.i.r.p. greater than 500 mW shall implement TPC in order to have the capability to operate at least 6 dB below the maximum permitted e.i.r.p. of 1 W.

3.2.2 Measuring Instruments

The measuring equipment is listed in the section 4 of this test report.

3.2.3 Test Procedures

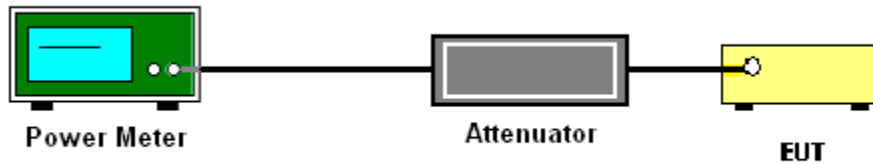
The testing follows Method PM of FCC KDB 789033 D02 General UNII Test Procedures New Rules v02r01.

Method PM (Measurement using an RF average power meter):

1. Measurement is performed using a wideband RF power meter.
2. The EUT is configured to transmit continuously with a consistent duty cycle at its maximum power control level.
3. Measure the average power of the transmitter, and the average power is corrected with duty factor, $10 \log(1/x)$, where x is the duty cycle.
4. For MIMO mode, the measure-and-sum technique should be used for measuring the in-band transmit power of a device.

For Straddle Channel, According to KDB 789033 D02 General UNII Test Procedures New Rules v02r01, If the power and PSD of the devices are uniform and comply with the lower limits specified for the U-NII-2 bands, a single measurement over the entire emission bandwidth can be performed to show compliance.

3.2.4 Test Setup



3.2.5 Test Result of Maximum Conducted Output Power

Please refer to Appendix A.



3.3 Power Spectral Density Measurement

3.3.1 Limit of Power Spectral Density

<FCC 14-30 CFR 15.407>

For mobile and portable client devices in the 5.15–5.25 GHz band, the maximum power spectral density shall not exceed 11dBm in any 1 megahertz band.

For the 5.25–5.725 GHz bands, the maximum power spectral density shall not exceed 11 dBm in any 1 megahertz band.

For Straddle Channel, According to KDB 789033 D02 General UNII Test Procedures New Rules v02r01, If the power and PSD of the devices are uniform and comply with the lower limits specified for the U-NII-2 bands, a single measurement over the entire emission bandwidth can be performed to show compliance.

If transmitting antennas of directional gain greater than 6 dBi are used, the peak output power shall be reduced by the amount in dB that the directional gain of the antenna exceeds 6 dBi.

3.3.2 Measuring Instruments

The measuring equipment is listed in the section 4 of this test report.

3.3.3 Test Procedures

The testing follows FCC KDB 789033 D02 General UNII Test Procedures New Rules v02r01. Section F) Maximum power spectral density.

Method SA-2

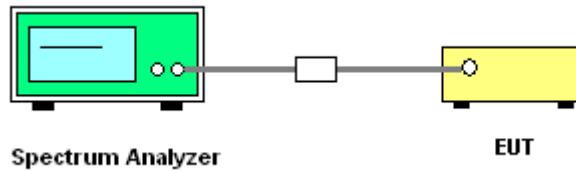
(trace averaging across on and off times of the EUT transmissions, followed by duty cycle correction).

- Measure the duty cycle.
- Set span to encompass the entire emission bandwidth (EBW) of the signal.
- Set RBW = 1 MHz.
- Set VBW \geq 3 MHz.
- Number of points in sweep \geq 2 Span / RBW.
- Sweep time = auto.
- Detector = RMS
- Trace average at least 100 traces in power averaging mode.
- Add $10 \log(1/x)$, where x is the duty cycle, to the measured power in order to compute the average power during the actual transmission times. For example, add $10 \log(1/0.25) = 6$

dB if the duty cycle is 25 percent.

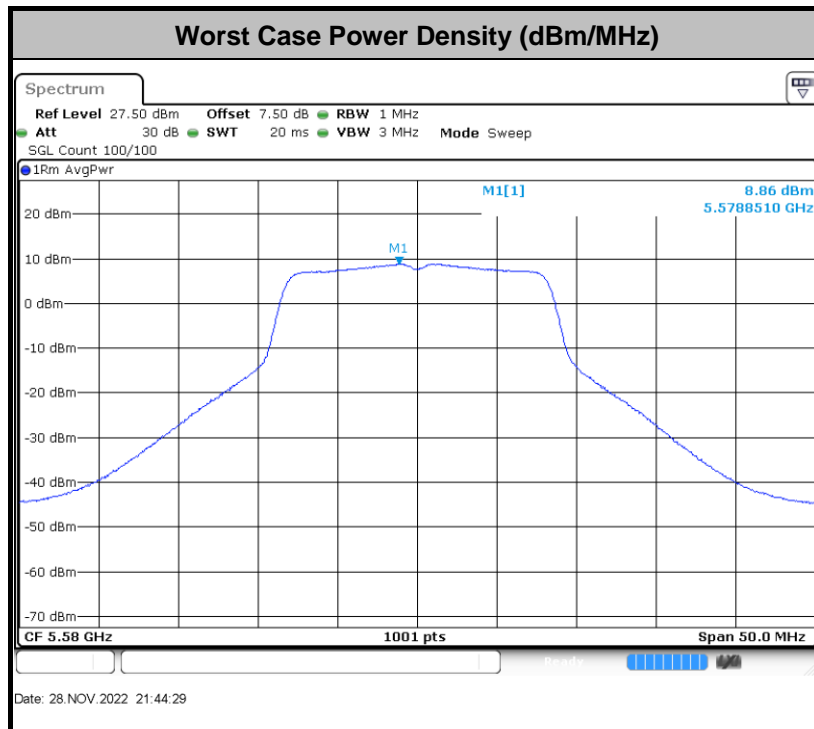
1. The RF output of EUT was connected to the spectrum analyzer by a low loss cable.
2. Each plot has already offset with cable loss, and attenuator loss. Measure the PSD and record it.

3.3.4 Test Setup



3.3.5 Test Result of Power Spectral Density

Please refer to Appendix A.



Note: Average Power Density (dB) = Measured value+ Duty Factor



3.4 Unwanted Emissions Measurement

This section is to measure unwanted emissions through radiated measurement for band edge spurious emissions and out of band emissions measurement.

3.4.1 Limit of Unwanted Emissions

- (1) For transmitters operating in the 5150-5250 MHz band: all emissions outside of the 5150-5350 MHz band shall not exceed an EIRP of -27dBm/MHz.

For transmitters operating in the 5250-5350 MHz band: all emissions outside of the 5150-5350 MHz band shall not exceed an EIRP of -27 dBm/MHz. Devices operating in the 5250-5350 MHz band that generate emissions in the 5150-5250 MHz band must meet all applicable technical requirements for operation in the 5150-5250 MHz band (including indoor use) or alternatively meet an out-of-band emission EIRP limit of -27 dBm/MHz in the 5150-5250 MHz band.

For transmitters operating in the 5470-5725 MHz band: all emissions outside of the 5470-5725 MHz band shall not exceed an EIRP of -27 dBm/MHz.

- (2) Unwanted spurious emissions fallen in restricted bands shall comply with the general field strength limits as below table,

Frequency (MHz)	Field Strength (microvolts/meter)	Measurement Distance (meters)
0.009 – 0.490	2400/F(kHz)	300
0.490 – 1.705	24000/F(kHz)	30
1.705 – 30.0	30	30
30 – 88	100	3
88 – 216	150	3
216 - 960	200	3
Above 960	500	3



EIRP (dBm)	Field Strength at 3m (dBμV/m)
- 27	68.2

Note: The following formula is used to convert the EIRP to field strength.

$$EIRP = E_{Meas} + 20\log(d_{Meas}) - 104.7$$

where

EIRP is the equivalent isotropically radiated power, in dBm

E_{Meas} is the field strength of the emission at the measurement distance, in dBμV/m

d_{Meas} is the measurement distance, in m

3.4.2 Measuring Instruments

The measuring equipment is listed in the section 4 of this test report.

3.4.3 Test Procedures

- The testing follows FCC KDB 789033 D02 General UNII Test Procedures New Rules v02r01. Section G) Unwanted emissions measurement.

(1) Procedure for Unwanted Emissions Measurements Below 1000MHz

- RBW = 120 kHz
- VBW = 300 kHz
- Detector = Peak
- Trace mode = max hold

(2) Procedure for Peak Unwanted Emissions Measurements Above 1000 MHz

- RBW = 1 MHz
- VBW ≥ 3 MHz
- Detector = Peak
- Sweep time = auto
- Trace mode = max hold

(3) Procedures for Average Unwanted Emissions Measurements Above 1000MHz

- RBW = 1 MHz
- VBW = 10 Hz, when duty cycle is no less than 98 percent.
- VBW ≥ 1/T, when duty cycle is less than 98 percent where T is the minimum transmission duration over which the transmitter is on and is transmitting at its maximum power control level for the tested mode of operation.

- The EUT was placed on a turntable with 0.8 meter for frequency below 1GHz and 1.5 meter for frequency above 1GHz respectively above ground.
- The EUT was set 3 meters from the interference receiving antenna which was mounted on the top of a variable height antenna tower.
- The antenna is a broadband antenna and its height is adjusted between one meter and four

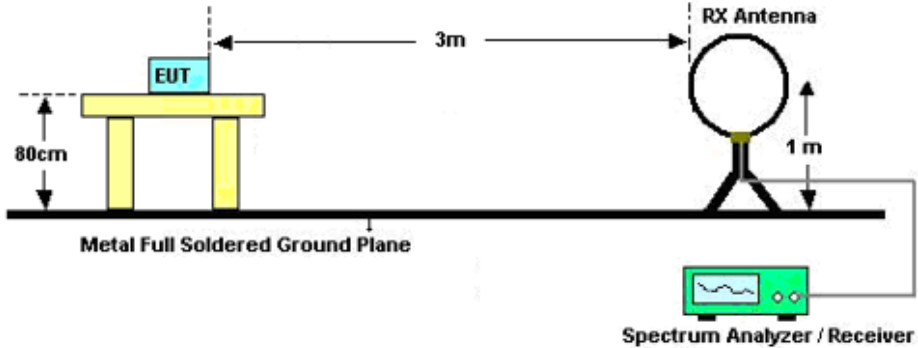


meters above ground to find the maximum value of the field strength for both horizontal polarization and vertical polarization of the antenna.

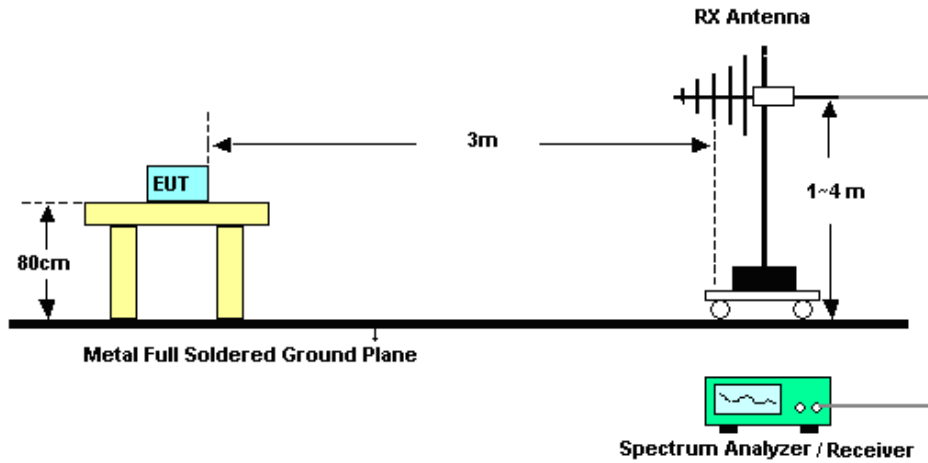
5. For each suspected emission, the EUT was arranged to its worst case and then adjust the antenna tower (from 1 m to 4 m) and turntable (from 0 degree to 360 degrees) to find the maximum reading.
6. For testing below 1GHz, if the emission level of the EUT in peak mode was 3 dB lower than the limit specified, then peak values of EUT will be reported, otherwise, the emissions will be repeated one by one using the CISPR quasi-peak method and reported.
7. For testing above 1GHz, the emission level of the EUT in peak mode was 20dB lower than peak limit (that means the emission level in average mode also complies with the limit in average mode), then peak values of EUT will be reported, otherwise, the emissions will be measured in average mode again and reported.

3.4.4 Test Setup

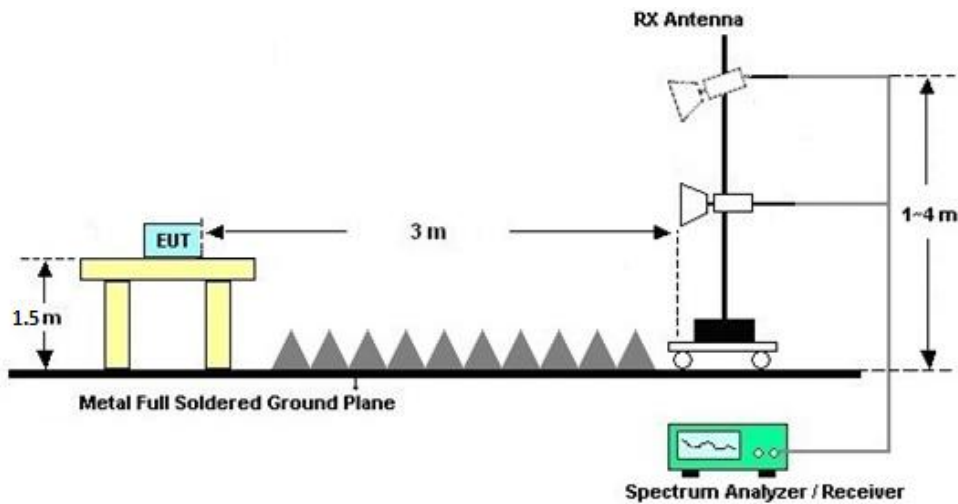
For radiated emissions below 30MHz



For radiated emissions from 30MHz to 1GHz



For radiated emissions above 1GHz





3.4.5 Test Results of Radiated Spurious Emissions (9 kHz ~ 30 MHz)

The low frequency, which started from 9 kHz to 30MHz, was pre-scanned and the result which was 20dB lower than the limit line was not reported.

There is a comparison data of both open-field test site and semi-Anechoic chamber, and the result came out very similar.

3.4.6 Test Result of Radiated Spurious at Band Edges

Please refer to Appendix C.

3.4.7 Duty Cycle

Please refer to Appendix D.

3.4.8 Test Result of Radiated Spurious Emissions (30MHz ~ 10th Harmonic or 40GHz, whichever is lower)

Please refer to Appendix C.



3.5 AC Conducted Emission Measurement

3.5.1 Limit of AC Conducted Emission

For equipment that is designed to be connected to the public utility (AC) power line, the radio frequency voltage that is conducted back onto the AC power line on any frequency or frequencies within the band 150 kHz to 30 MHz shall not exceed the limits in the following table.

Frequency of emission (MHz)	Conducted limit (dBµV)	
	Quasi-peak	Average
0.15-0.5	66 to 56*	56 to 46*
0.5-5	56	46
5-30	60	50

*Decreases with the logarithm of the frequency.

3.5.2 Measuring Instruments

The measuring equipment is listed in the section 4 of this test report.

3.5.3 Test Procedures

1. The EUT was placed 0.4 meter from the conducting wall of the shielding room was kept at least 80 centimeters from any other grounded conducting surface.
2. Connect EUT to the power mains through a line impedance stabilization network (LISN).
3. All the support units are connecting to the other LISN.
4. The LISN provides 50 ohm coupling impedance for the measuring instrument.
5. The FCC states that a 50 ohm, 50 microhenry LISN should be used.
6. Both sides of AC line were checked for maximum conducted interference.
7. The frequency range from 150 kHz to 30 MHz was searched.
8. Set the test-receiver system to Peak Detect Function and specified bandwidth with Maximum Hold Mode.

3.5.4 Test Setup



3.5.5 Test Result of AC Conducted Emission

Please refer to Appendix B.



3.6 Antenna Requirements

3.6.1 Standard Applicable

If transmitting antenna directional gain is greater than 6 dBi, both the peak transmit power and the peak power spectral density shall be reduced by the amount in dB that the directional gain of the antenna exceeds 6 dBi.

3.6.2 Antenna Anti-Replacement Construction

An embedded-in antenna design is used.

3.6.3 Antenna Gain

The antenna peak gain of EUT is less than 6 dBi. Therefore, it is not necessary to reduce maximum peak output power limit.



4 List of Measuring Equipment

Instrument	Manufacturer	Model No.	Serial No.	Characteristics	Calibration Date	Test Date	Due Date	Remark
Spectrum Analyzer	R&S	FSV40	101040	10Hz~40GHz	Oct. 12, 2022	Nov. 28, 2022	Oct. 11, 2023	Conducted (TH01-KS)
Pulse Power Sensor	Anritsu	MA2411B	0917070	300MHz~40GHz	Jan. 05, 2022	Nov. 28, 2022	Jan. 04, 2023	Conducted (TH01-KS)
Power Meter	Anritsu	ML2495A	1005002	50MHz Bandwidth	Jan. 05, 2022	Nov. 28, 2022	Jan. 04, 2023	Conducted (TH01-KS)
EMI Test Receiver	Keysight	N9038A	MY57290151	3Hz~8.5GHz; Max 30dBm	Jul. 11, 2022	Dec. 20, 2022	Jul. 10, 2023	Radiation (03CH08-KS)
Spectrum Analyzer	R&S	FSV40	101932	10kHz~40GHz; Max 30dBm	Oct. 12, 2022	Dec. 20, 2022	Oct. 11, 2023	Radiation (03CH08-KS)
Loop Antenna	R&S	HFH2-Z2	100321	9kHz~30MHz	Oct. 16, 2022	Dec. 20, 2022	Oct. 15, 2023	Radiation (03CH08-KS)
Bilog Antenna	TESEQ& VGT	CBL 61110	59915	30MHz~1GHz	Aug. 26, 2022	Dec. 20, 2022	Aug. 25, 2023	Radiation (03CH08-KS)
Double Ridge Horn Antenna	ETS-Lindgren	3117	00240138	1GHz~18GHz	Jul. 08, 2022	Dec. 20, 2022	Jul. 07, 2023	Radiation (03CH08-KS)
SHF-EHF Horn	Com-power	AH-840	101070	18GHz~40GHz	Jan. 05, 2022	Dec. 20, 2022	Jan. 04, 2023	Radiation (03CH08-KS)
high gain Amplifier	EM	EM01G18GA	060845	1Ghz-18Ghz	Jan. 05, 2022	Dec. 20, 2022	Jan. 04, 2023	Radiation (03CH08-KS)
Amplifier	SONOMA	310N	413741	9KHz-1GHz	Jan. 05, 2022	Dec. 20, 2022	Jan. 04, 2023	Radiation (03CH08-KS)
Amplifier	EM	EM01G18GA	060834	1Ghz-18Ghz	Jan. 05, 2022	Dec. 20, 2022	Jan. 04, 2023	Radiation (03CH08-KS)
Amplifier	MITEQ	EM18G40GGA	060728	18~40GHz	Jan. 05, 2022	Dec. 20, 2022	Jan. 04, 2023	Radiation (03CH08-KS)
AC Power Source	Chroma	61601	616010002473	N/A	NCR	Dec. 20, 2022	NCR	Radiation (03CH08-KS)
Turn Table	EM	EM 1000-T	N/A	0~360 degree	NCR	Dec. 20, 2022	NCR	Radiation (03CH08-KS)
Antenna Mast	EM	EM 1000-A	N/A	1 m~4 m	NCR	Dec. 20, 2022	NCR	Radiation (03CH08-KS)
EMI Receiver	R&S	ESCI7	100768	9kHz~7GHz;	May 24, 2022	Dec. 17, 2022	May 23, 2023	Conduction (CO01-KS)
AC LISN (for auxiliary equipment)	MessTec	AN3016	060103	9kHz~30MHz	Oct. 13, 2022	Dec. 17, 2022	Oct. 12, 2023	Conduction (CO01-KS)
AC LISN	MessTec	AN3016	060105	9kHz~30MHz	May 24, 2022	Dec. 17, 2022	May 23, 2023	Conduction (CO01-KS)
AC Power Source	Chroma	61602	ABP00000811	AC 0V~300V, 45Hz~1000Hz	Oct. 12, 2022	Dec. 17, 2022	Oct. 11, 2023	Conduction (CO01-KS)

NCR: No Calibration Required



5 Uncertainty of Evaluation

The measurement uncertainties shown below were calculated in accordance with the requirements of ANSI 63.10-2013. All the measurement uncertainty value were shown with a coverage K=2 to indicate 95% level of confidence. The measurement data show herein meets or exceeds the CISPR measurement uncertainty values specified in CISPR 16-4-2 and can be compared directly to specified limit to determine compliance.

Uncertainty of Conducted Measurement

Test Item	Uncertainty
Conducted Power	±0.56 dB
Conducted Emissions	±0.92 dB
Occupied Channel Bandwidth	±0.03 %
Conducted Power Spectral Density	±0.54 dB

Uncertainty of Conducted Emission Measurement (150 kHz ~ 30 MHz)

Measuring Uncertainty for a Level of Confidence of 95% (U = 2Uc(y))	2.78dB
---	--------

Uncertainty of Radiated Emission Measurement (30 MHz ~ 1000 MHz)

Measuring Uncertainty for a Level of Confidence of 95% (U = 2Uc(y))	5.0dB
---	-------

Uncertainty of Radiated Emission Measurement (1000 MHz ~ 18000 MHz)

Measuring Uncertainty for a Level of Confidence of 95% (U = 2Uc(y))	5.0dB
---	-------

Uncertainty of Radiated Emission Measurement (18000 MHz ~ 40000 MHz)

Measuring Uncertainty for a Level of Confidence of 95% (U = 2Uc(y))	5.0dB
---	-------

----- THE END -----



Appendix A. Conducted Test Results

A1. Conducted Test Results

Test Engineer:	kib shi	Temperature:	21~25	°C
Test Date:	2022/11/28	Relative Humidity:	51~54	%

TEST RESULTS DATA
26dB and 99% OBW

U-NII-1 single antenna										
Mod.	Data Rate	N _{TX}	CH.	Freq. (MHz)	99% Bandwidth (MHz)	26 dB Bandwidth (MHz)	IC 99% Bandwidth Power Limit (dBm)		IC 99% Bandwidth EIRP Limit (dBm)	Note
					Ant 1	Ant 1	Ant 1	Ant 2	Ant 1	
11a	6Mbps	1	36	5180	16.78	22.88	-	-	22.25	
11a	6Mbps	1	44	5220	16.78	23.38	-	-	22.25	
11a	6Mbps	1	48	5240	16.78	22.83	-	-	22.25	
VHT20	MCS0	1	36	5180	17.93	23.58	-	-	22.54	
VHT20	MCS0	1	44	5220	17.98	23.93	-	-	22.55	
VHT20	MCS0	1	48	5240	17.98	24.23	-	-	22.55	
VHT40	MCS0	1	38	5190	36.56	41.45	-	-	23.01	
VHT40	MCS0	1	46	5230	36.46	41.27	-	-	23.01	
VHT80	MCS0	1	42	5210	75.64	83.28	-	-	23.01	

TEST RESULTS DATA
Average Power Table

FCC U-NII-1 single antenna												
Mod.	Data Rate	NTX	CH.	Freq. (MHz)	Average Conducted Power with duty factor (dBm)			FCC Conducted Power Limit (dBm)		DG (dBi)		Pass/Fail
					Ant 1	Ant 2	SUM	Ant 1	Ant 2	Ant 1	Ant 2	
11a	6Mbps	1	36	5180	20.05	-		24.00	-	-4.11	-	Pass
11a	6Mbps	1	44	5220	19.75	-		24.00	-	-4.11	-	Pass
11a	6Mbps	1	48	5240	20.00	-		24.00	-	-4.11	-	Pass
HT20	MCS0	1	36	5180	19.61	-		24.00	-	-4.11	-	Pass
HT20	MCS0	1	44	5220	19.65	-		24.00	-	-4.11	-	Pass
HT20	MCS0	1	48	5240	19.83	-		24.00	-	-4.11	-	Pass
HT40	MCS0	1	38	5190	19.57	-		24.00	-	-4.11	-	Pass
HT40	MCS0	1	46	5230	19.67	-		24.00	-	-4.11	-	Pass
VHT20	MCS0	1	36	5180	19.83	-		24.00	-	-4.11	-	Pass
VHT20	MCS0	1	44	5220	19.86	-		24.00	-	-4.11	-	Pass
VHT20	MCS0	1	48	5240	20.15	-		24.00	-	-4.11	-	Pass
VHT40	MCS0	1	38	5190	19.62	-		24.00	-	-4.11	-	Pass
VHT40	MCS0	1	46	5230	19.73	-		24.00	-	-4.11	-	Pass
VHT80	MCS0	1	42	5210	18.44	-		24.00	-	-4.11	-	Pass

TEST RESULTS DATA
Power Spectral Density

FCC U-NII-1 single antenna												
Mod.	Data Rate	NTX	CH.	Freq. (MHz)	Average Power Density (dBm/MHz)			Average PSD Limit (dBm/MHz)		DG (dBi)		Pass /Fail
					Ant 1	Ant 2	SUM	Ant 1	Ant 2	Ant 1	Ant 2	
11a	6Mbps	1	36	5180	8.15	-		11.00	-	-4.11	-	Pass
11a	6Mbps	1	44	5220	8.16	-		11.00	-	-4.11	-	Pass
11a	6Mbps	1	48	5240	8.25	-		11.00	-	-4.11	-	Pass
VHT20	MCS0	1	36	5180	8.38	-		11.00	-	-4.11	-	Pass
VHT20	MCS0	1	44	5220	8.38	-		11.00	-	-4.11	-	Pass
VHT20	MCS0	1	48	5240	8.29	-		11.00	-	-4.11	-	Pass
VHT40	MCS0	1	38	5190	4.63	-		11.00	-	-4.11	-	Pass
VHT40	MCS0	1	46	5230	5.10	-		11.00	-	-4.11	-	Pass
VHT80	MCS0	1	42	5210	0.07	-		11.00	-	-4.11	-	Pass

TEST RESULTS DATA
26dB and 99% OBW

U-NII-2A single antenna										
Mod.	Data Rate	NTX	CH.	Freq. (MHz)	99% Bandwidth (MHz)	26 dB Bandwidth (MHz)	IC 99% Bandwidth Power Limit (dBm)	IC 99% Bandwidth EIRP Limit (dBm)	FCC 26dB Bandwidth Power Limit (dBm)	Note
					Ant 1	Ant 1	Ant 1	Ant 1	Ant 1	
11a	6Mbps	1	52	5260	16.78	23.03	23.25	29.25	23.98	
11a	6Mbps	1	60	5300	16.88	23.73	23.27	29.27	23.98	
11a	6Mbps	1	64	5320	16.83	23.08	23.26	29.26	23.98	
VHT20	MCS0	1	52	5260	17.98	24.18	23.55	29.55	23.98	
VHT20	MCS0	1	60	5300	17.98	23.88	23.55	29.55	23.98	
VHT20	MCS0	1	64	5320	17.98	23.18	23.55	29.55	23.98	
VHT40	MCS0	1	54	5270	36.46	41.36	23.98	30.00	23.98	
VHT40	MCS0	1	62	5310	36.46	41.36	23.98	30.00	23.98	
VHT80	MCS0	1	58	5290	75.64	84.24	23.98	30.00	23.98	

TEST RESULTS DATA
Average Power Table

FCC U-NII-2A single antenna													
Mod.	Data Rate	NTX	CH.	Freq. (MHz)	Average Conducted Power with duty factor (dBm)			FCC Conducted Power Limit (dBm)		DG (dBi)		EIRP Power Limit (dBm)	Pass/Fail
					Ant 1	Ant 2	SUM	Ant 1	Ant 2	Ant 1	Ant 2		
11a	6Mbps	1	52	5260	19.89	-		23.98	-	-4.00	-	26.99	Pass
11a	6Mbps	1	60	5300	20.16	-		23.98	-	-4.00	-	26.99	Pass
11a	6Mbps	1	64	5320	20.36	-		23.98	-	-4.00	-	26.99	Pass
HT20	MCS0	1	52	5260	19.76	-		23.98	-	-4.00	-	26.99	Pass
HT20	MCS0	1	60	5300	20.23	-		23.98	-	-4.00	-	26.99	Pass
HT20	MCS0	1	64	5320	19.92	-		23.98	-	-4.00	-	26.99	Pass
HT40	MCS0	1	54	5270	19.83	-		23.98	-	-4.00	-	26.99	Pass
HT40	MCS0	1	62	5310	19.79	-		23.98	-	-4.00	-	26.99	Pass
VHT20	MCS0	1	52	5260	20.14	-		23.98	-	-4.00	-	26.99	Pass
VHT20	MCS0	1	60	5300	20.49	-		23.98	-	-4.00	-	26.99	Pass
VHT20	MCS0	1	64	5320	20.22	-		23.98	-	-4.00	-	26.99	Pass
VHT40	MCS0	1	54	5270	19.90	-		23.98	-	-4.00	-	26.99	Pass
VHT40	MCS0	1	62	5310	19.87	-		23.98	-	-4.00	-	26.99	Pass
VHT80	MCS0	1	58	5290	19.15	-		23.98	-	-4.00	-	26.99	Pass

TEST RESULTS DATA
Power Spectral Density

U-NII-2A single antenna												
Mod.	Data Rate	NTX	CH.	Freq. (MHz)	Average Power Density (dBm/MHz)			Average PSD Limit (dBm/MHz)		DG (dBi)		Pass /Fail
					Ant 1	Ant 2	SUM	Ant 1	Ant 2	Ant 1	Ant 2	
11a	6Mbps	1	52	5260	8.29	-		11.00	-	-4.00	-	Pass
11a	6Mbps	1	60	5300	8.71	-		11.00	-	-4.00	-	Pass
11a	6Mbps	1	64	5320	8.49	-		11.00	-	-4.00	-	Pass
VHT20	MCS0	1	52	5260	7.89	-		11.00	-	-4.00	-	Pass
VHT20	MCS0	1	60	5300	8.30	-		11.00	-	-4.00	-	Pass
VHT20	MCS0	1	64	5320	8.13	-		11.00	-	-4.00	-	Pass
VHT40	MCS0	1	54	5270	5.31	-		11.00	-	-4.00	-	Pass
VHT40	MCS0	1	62	5310	5.24	-		11.00	-	-4.00	-	Pass
VHT80	MCS0	1	58	5290	0.59	-		11.00	-	-4.00	-	Pass

TEST RESULTS DATA
26dB and 99% OBW

U-NII-2C single antenna										
Mod.	Data Rate	NTX	CH.	Freq. (MHz)	99% Bandwidth In U-NII 2C (MHz)	26 dB Bandwidth In U-NII 2C (MHz)	IC 99% Bandwidth Power Limit (dBm)	IC 99% Bandwidth EIRPLimit (dBm)	FCC 26dB Bandwidth Power Limit (dBm)	
					Ant 1	Ant 1	Ant 1	Ant 1	Ant 1	
11a	6Mbps	1	100	5500	16.78	23.43	23.25	29.25	23.98	----
11a	6Mbps	1	116	5580	16.83	23.73	23.26	29.26	23.98	----
11a	6Mbps	1	140	5700	16.88	23.88	23.27	29.27	23.98	----
VHT20	MCS0	1	100	5500	17.93	23.63	23.54	29.54	23.98	----
VHT20	MCS0	1	116	5580	17.98	24.23	23.55	29.55	23.98	----
VHT20	MCS0	1	140	5700	17.98	25.03	23.55	29.55	23.98	----
VHT40	MCS0	1	102	5510	36.56	41.36	23.98	30.00	23.98	----
VHT40	MCS0	1	110	5550	36.46	41.90	23.98	30.00	23.98	----
VHT40	MCS0	1	134	5670	36.56	41.54	23.98	30.00	23.98	----
VHT80	MCS0	1	106	5530	75.76	84.56	23.98	30.00	23.98	----
VHT80	MCS0	1	122	5610	75.76	83.76	23.98	30.00	23.98	----

U-NII-2C straddle channel single antenna										
Mod.	Data Rate	NTX	CH.	Freq. (MHz)	99% Bandwidth (MHz)	26 dB Bandwidth (MHz)	IC 99% Bandwidth Power Limit (dBm)	IC 99% Bandwidth EIRPLimit (dBm)	FCC 26dB Bandwidth Power Limit (dBm)	
					Ant 1	Ant 1	Ant 1	Ant 1	Ant 1	
11a	6Mbps	1	144	5720	16.83	23.78	23.26	29.26	23.98	-
VHT20	MCS0	1	144	5720	17.93	23.68	23.54	29.54	23.98	-
VHT40	MCS0	1	142	5710	36.66	41.63	23.98	30.00	23.98	-
VHT80	MCS0	1	138	5690	75.76	84.24	23.98	30.00	23.98	-

TEST RESULTS DATA
Average Power Table

FCC U-NII-2C single antenna													
Mod.	Data Rate	NTX	CH.	Freq. (MHz)	Average Conducted Power with duty factor (dBm)			FCC Conducted Power Limit (dBm)		DG (dBi)		EIRP Power Limit (dBm)	Pass/Fail
					Ant 1	Ant 2	SUM	Ant 1	Ant 2	Ant 1	Ant 2		
11a	6Mbps	1	100	5500	19.99	-		23.98	-	-3.98	-	26.99	Pass
11a	6Mbps	1	116	5580	20.17	-		23.98	-	-3.98	-	26.99	Pass
11a	6Mbps	1	140	5700	19.63	-		23.98	-	-3.98	-	26.99	Pass
HT20	MCS0	1	100	5500	19.83	-		23.98	-	-3.98	-	26.99	Pass
HT20	MCS0	1	116	5580	20.36	-		23.98	-	-3.98	-	26.99	Pass
HT20	MCS0	1	140	5700	19.17	-		23.98	-	-3.98	-	26.99	Pass
HT40	MCS0	1	102	5510	19.73	-		23.98	-	-3.98	-	26.99	Pass
HT40	MCS0	1	110	5550	20.12	-		23.98	-	-3.98	-	26.99	Pass
HT40	MCS0	1	134	5670	19.85	-		23.98	-	-3.98	-	26.99	Pass
VHT20	MCS0	1	100	5500	20.12	-		23.98	-	-3.98	-	26.99	Pass
VHT20	MCS0	1	116	5580	20.59	-		23.98	-	-3.98	-	26.99	Pass
VHT20	MCS0	1	140	5700	19.36	-		23.98	-	-3.98	-	26.99	Pass
VHT40	MCS0	1	102	5510	19.79	-		23.98	-	-3.98	-	26.99	Pass
VHT40	MCS0	1	110	5550	20.19	-		23.98	-	-3.98	-	26.99	Pass
VHT40	MCS0	1	134	5670	19.89	-		23.98	-	-3.98	-	26.99	Pass
VHT80	MCS0	1	106	5530	18.39	-		23.98	-	-3.98	-	26.99	Pass
VHT80	MCS0	1	122	5610	19.05	-		23.98	-	-3.98	-	26.99	Pass

FCC U-NII-2C straddle channel single antenna													
Mod.	Data Rate	NTX	CH.	Freq. (MHz)	Average Conducted Power with duty factor (dBm)			FCC Conducted Power Limit (dBm)		DG (dBi)		EIRP Power Limit (dBm)	Pass/Fail
					Ant 1	Ant 2	SUM	Ant 1	Ant 2	Ant 1	Ant 2		
11a	6Mbps	1	144	5720	19.85	-		23.98	-	-3.98	-	26.99	Pass
HT20	MCS0	1	144	5720	19.63	-		23.98	-	-3.98	-	26.99	Pass
HT40	MCS0	1	142	5710	19.36	-		23.98	-	-3.98	-	26.99	Pass
VHT20	MCS0	1	144	5720	19.66	-		23.98	-	-3.98	-	26.99	Pass
VHT40	MCS0	1	142	5710	19.42	-		23.98	-	-3.98	-	26.99	Pass
VHT80	MCS0	1	138	5690	18.44	-		23.98	-	-3.98	-	26.99	Pass

TEST RESULTS DATA
Power Spectral Density

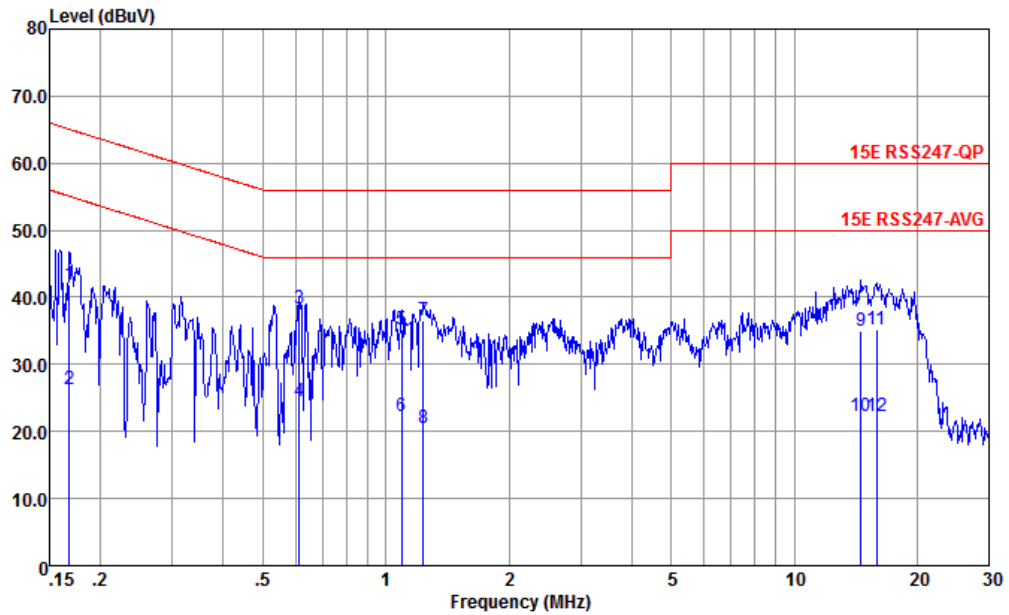
U-NII-2C single antenna												
Mod.	Data Rate	NTX	CH.	Freq. (MHz)	Average Power Density (dBm/MHz)			Average PSD Limit (dBm/MHz)		DG (dBi)		Pass /Fail
					Ant 1	Ant 2	SUM	Ant 1	Ant 2	Ant 1	Ant 2	
11a	6Mbps	1	100	5500	8.58	-		11.00	-	-3.98	-	Pass
11a	6Mbps	1	116	5580	8.86	-		11.00	-	-3.98	-	Pass
11a	6Mbps	1	140	5700	8.01	-		11.00	-	-3.98	-	Pass
VHT20	MCS0	1	100	5500	8.20	-		11.00	-	-3.98	-	Pass
VHT20	MCS0	1	116	5580	8.43	-		11.00	-	-3.98	-	Pass
VHT20	MCS0	1	140	5700	6.94	-		11.00	-	-3.98	-	Pass
VHT40	MCS0	1	102	5510	4.86	-		11.00	-	-3.98	-	Pass
VHT40	MCS0	1	110	5550	4.89	-		11.00	-	-3.98	-	Pass
VHT40	MCS0	1	134	5670	4.71	-		11.00	-	-3.98	-	Pass
VHT80	MCS0	1	106	5530	0.07	-		11.00	-	-3.98	-	Pass
VHT80	MCS0	1	122	5610	0.36	-		11.00	-	-3.98	-	Pass

U-NII-2C straddle channel single antenna												
Mod.	Data Rate	NTX	CH.	Freq. (MHz)	Average Power Density (dBm/MHz)			Average PSD Limit (dBm/MHz)		DG (dBi)		Pass /Fail
					Ant 1	Ant 2	SUM	Ant 1	Ant 2	Ant 1	Ant 2	
11a	6Mbps	1	144	5720	8.07	-		11.00	-	-3.98	-	Pass
VHT20	MCS0	1	144	5720	7.17	-		11.00	-	-3.98	-	Pass
VHT40	MCS0	1	142	5710	4.37	-		11.00	-	-3.98	-	Pass
VHT80	MCS0	1	138	5690	-0.21	-		11.00	-	-3.98	-	Pass



Appendix B. AC Conducted Emission Test Results

Test Engineer :	Amos Zhang	Temperature :	25.3~26.2°C
		Relative Humidity :	38~40%
Test Voltage :	120Vac / 60Hz	Phase :	Line
Remark :	All emissions not reported here are more than 10 dB below the prescribed limit.		

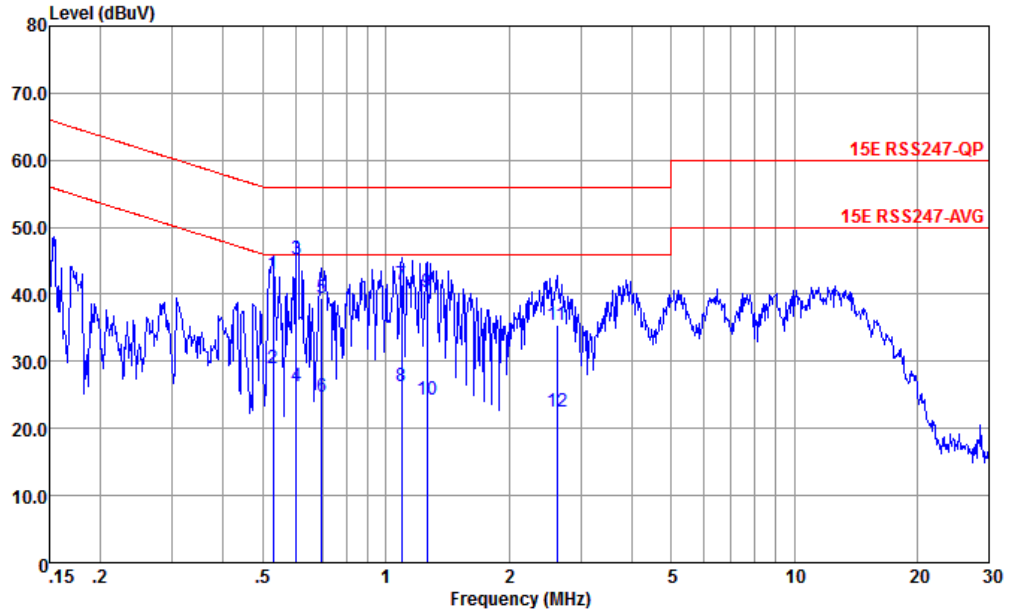


Site : CO01-KS
 Condition : 15E RSS247-QP LISN-060105-LINE LINE

	Freq	Level	Over Limit	Limit Line	Read Level	LISN Factor	Cable Loss	Remark
	MHz	dBuV	dB	dBuV	dBuV	dB	dB	
1	0.168	41.98	-23.10	65.08	31.50	0.05	10.43	QP
2	0.168	26.38	-28.70	55.08	15.90	0.05	10.43	Average
3 *	0.614	38.31	-17.69	56.00	28.20	-0.07	10.18	QP
4	0.614	24.41	-21.59	46.00	14.30	-0.07	10.18	Average
5	1.094	35.20	-20.80	56.00	25.20	-0.10	10.10	QP
6	1.094	22.30	-23.70	46.00	12.30	-0.10	10.10	Average
7	1.236	36.59	-19.41	56.00	26.61	-0.11	10.09	QP
8	1.236	20.49	-25.51	46.00	10.51	-0.11	10.09	Average
9	14.594	34.90	-25.10	60.00	23.91	-0.21	11.20	QP
10	14.594	22.20	-27.80	50.00	11.21	-0.21	11.20	Average
11	15.885	35.22	-24.78	60.00	24.20	-0.23	11.25	QP
12	15.885	22.22	-27.78	50.00	11.20	-0.23	11.25	Average



Test Engineer :	Amos Zhang	Temperature :	25.3~26.2°C
		Relative Humidity :	38~40%
Test Voltage :	120Vac / 60Hz	Phase :	Neutral
Remark :	All emissions not reported here are more than 10 dB below the prescribed limit.		



Site : CO01-KS
 Condition : 15E RSS247-QP LISN-060105-NEUTRAL NEUTRAL

	Freq	Level	Over	Limit	Read	LISN	Cable	Remark
	MHz	dBuV	Limit	Line	Level	Factor	Loss	
			dB	dBuV	dBuV	dB	dB	
1	0.529	43.02	-12.98	56.00	32.90	-0.08	10.20	QP
2	0.529	29.02	-16.98	46.00	18.90	-0.08	10.20	Average
3 *	0.604	45.20	-10.80	56.00	35.11	-0.09	10.18	QP
4	0.604	26.30	-19.70	46.00	16.21	-0.09	10.18	Average
5	0.697	39.37	-16.63	56.00	29.30	-0.09	10.16	QP
6	0.697	24.67	-21.33	46.00	14.60	-0.09	10.16	Average
7	1.094	41.49	-14.51	56.00	31.50	-0.11	10.10	QP
8	1.094	26.29	-19.71	46.00	16.30	-0.11	10.10	Average
9	1.262	40.28	-15.72	56.00	30.30	-0.11	10.09	QP
10	1.262	24.18	-21.82	46.00	14.20	-0.11	10.09	Average
11	2.622	35.53	-20.47	56.00	25.60	-0.13	10.06	QP
12	2.622	22.53	-23.47	46.00	12.60	-0.13	10.06	Average

Note:

- Level(dBμV) = Read Level(dBμV) + LISN Factor(dB) + Cable Loss(dB)
- Over Limit(dB) = Level(dBμV) – Limit Line(dBμV)



Appendix C. Radiated Spurious Emission

Radiated Spurious Emission Test Modes

Mode	Band	Band (GHz)	Modulation	Channel	Frequency	Data Rate	Remark
Mode 1	U-NII-1	5.15-5.25	802.11a	36	5180	6Mbps	-
Mode 2	U-NII-1	5.15-5.25	802.11a	44	5220	6Mbps	-
Mode 3	U-NII-1	5.15-5.25	802.11a	48	5240	6Mbps	-
Mode 4	U-NII-2A	5.25-5.35	802.11a	52	5260	6Mbps	-
Mode 5	U-NII-2A	5.25-5.35	802.11a	60	5300	6Mbps	-
Mode 6	U-NII-2A	5.25-5.35	802.11a	64	5320	6Mbps	-
Mode 7	U-NII-2C	5.47-5.725	802.11a	100	5500	6Mbps	-
Mode 8	U-NII-2C	5.47-5.725	802.11a	116	5580	6Mbps	-
Mode 9	U-NII-2C	5.47-5.725	802.11a	140	5700	6Mbps	-
Mode 10	U-NII-1	5.15-5.25	802.11ac VHT20	36	5180	MCS0	-
Mode 11	U-NII-1	5.15-5.25	802.11ac VHT20	44	5220	MCS0	-
Mode 12	U-NII-1	5.15-5.25	802.11ac VHT20	48	5240	MCS0	-
Mode 13	U-NII-2A	5.25-5.35	802.11ac VHT20	52	5260	MCS0	-
Mode 14	U-NII-2A	5.25-5.35	802.11ac VHT20	60	5300	MCS0	-
Mode 15	U-NII-2A	5.25-5.35	802.11ac VHT20	64	5320	MCS0	-
Mode 16	U-NII-2C	5.47-5.725	802.11ac VHT20	100	5500	MCS0	-
Mode 17	U-NII-2C	5.47-5.725	802.11ac VHT20	116	5580	MCS0	-
Mode 18	U-NII-2C	5.47-5.725	802.11ac VHT20	140	5700	MCS0	-
Mode 19	U-NII-1	5.15-5.25	802.11ac VHT40	38	5190	MCS0	-
Mode 20	U-NII-1	5.15-5.25	802.11ac VHT40	46	5230	MCS0	-
Mode 21	U-NII-2A	5.25-5.35	802.11ac VHT40	54	5270	MCS0	-
Mode 22	U-NII-2A	5.25-5.35	802.11ac VHT40	62	5310	MCS0	-



Mode	Band	Band (GHz)	Modulation	Channel	Frequency	Data Rate	Remark
Mode 23	U-NII-2C	5.47-5.725	802.11ac VHT40	102	5510	MCS0	-
Mode 24	U-NII-2C	5.47-5.725	802.11ac VHT40	110	5550	MCS0	-
Mode 25	U-NII-2C	5.47-5.725	802.11ac VHT40	134	5670	MCS0	-
Mode 26	U-NII-1	5.15-5.25	802.11ac VHT80	42	5210	MCS0	-
Mode 27	U-NII-2A	5.25-5.35	802.11ac VHT80	58	5290	MCS0	-
Mode 28	U-NII-2C	5.47-5.725	802.11ac VHT80	106	5530	MCS0	-
Mode 29	U-NII-2C	5.47-5.725	802.11ac VHT80	122	5610	MCS0	-
Mode 30	U-NII-2C-3	5.725-5.85	802.11a	144	5720	6Mbps	-
Mode 31	U-NII-2C-3	5.725-5.85	802.11ac VHT20	144	5720	MCS0	-
Mode 32	U-NII-2C-3	5.725-5.85	802.11ac VHT40	142	5710	MCS0	-
Mode 33	U-NII-2C-3	5.725-5.85	802.11ac VHT80	138	5690	MCS0	-
Mode 34	U-NII-2A	5.25-5.35	802.11ac VHT80	58	5290	MCS0	LF
Mode 35	U-NII-2A	5.25-5.35	802.11ac VHT80	58	5290	MCS0	Co-location
	Bluetooth	2400-2483.5	Bluetooth-LE_GSFK	39	2480	1Mbps	
	LTE Band 48 link (BW=20M)						



Summary of each worse mode

Mode	Modulation	Ch.	Freq. (MHz)	Level (dBuV/m)	Limit (dBuV/m)	Margin (dB)	Pol.	Peak Avg.	Result	Remark
1	802.11a	36	5100.00	47.60	54.00	-6.40	H	AVERAGE	Pass	Band Edge
1	802.11a	36	10360.00	44.38	68.30	-23.92	V	PEAK	Pass	Harmonic
2	802.11a	44	-	-	-	-	-	-	-	Band Edge
2	802.11a	44	10440.00	44.91	68.30	-23.39	V	PEAK	Pass	Harmonic
3	802.11a	48	-	-	-	-	-	-	-	Band Edge
3	802.11a	48	10480.00	45.51	68.30	-22.79	V	PEAK	Pass	Harmonic
4	802.11a	52	-	-	-	-	-	-	-	Band Edge
4	802.11a	52	10520.00	44.95	68.30	-23.35	V	PEAK	Pass	Harmonic
5	802.11a	60	-	-	-	-	-	-	-	Band Edge
5	802.11a	60	10600.00	44.93	74.00	-29.07	V	PEAK	Pass	Harmonic
6	802.11a	64	5366.28	47.69	54.00	-6.31	H	AVERAGE	Pass	Band Edge
6	802.11a	64	10640.00	45.31	74.00	-28.69	V	PEAK	Pass	Harmonic
7	802.11a	100	5459.84	48.11	54.00	-5.89	H	AVERAGE	Pass	Band Edge
7	802.11a	100	11000.00	45.26	74.00	-28.74	V	PEAK	Pass	Harmonic
8	802.11a	116	-	-	-	-	-	-	-	Band Edge
8	802.11a	116	11160.00	46.24	74.00	-27.76	V	PEAK	Pass	Harmonic
9	802.11a	140	5760.03	59.56	68.30	-8.74	H	PEAK	Pass	Band Edge
9	802.11a	140	11400.00	46.98	74.00	-27.02	V	PEAK	Pass	Harmonic
10	802.11ac VHT20	36	5100.81	47.38	54.00	-6.62	H	AVERAGE	Pass	Band Edge
10	802.11ac VHT20	36	10360.00	43.88	68.30	-24.42	V	PEAK	Pass	Harmonic
11	802.11ac VHT20	44	-	-	-	-	-	-	-	Band Edge
11	802.11ac VHT20	44	10440.00	45.32	68.30	-22.98	V	PEAK	Pass	Harmonic



Mode	Modulation	Ch.	Freq. (MHz)	Level (dBuV/m)	Limit (dBuV/m)	Margin (dB)	Pol.	Peak Avg.	Result	Remark
12	802.11ac VHT20	48	-	-	-	-	-	-	-	Band Edge
12	802.11ac VHT20	48	10480.00	46.01	68.30	-22.29	V	PEAK	Pass	Harmonic
13	802.11ac VHT20	52	-	-	-	-	-	-	-	Band Edge
13	802.11ac VHT20	52	10520.00	44.90	68.30	-23.40	V	PEAK	Pass	Harmonic
14	802.11ac VHT20	60	-	-	-	-	-	-	-	Band Edge
14	802.11ac VHT20	60	10600.00	45.12	74.00	-28.88	V	PEAK	Pass	Harmonic
15	802.11ac VHT20	64	5366.14	47.60	54.00	-6.40	H	AVERAGE	Pass	Band Edge
15	802.11ac VHT20	64	10640.00	45.47	74.00	-28.53	V	PEAK	Pass	Harmonic
16	802.11ac VHT20	100	5453.54	47.68	54.00	-6.32	H	AVERAGE	Pass	Band Edge
16	802.11ac VHT20	100	11000.00	45.80	74.00	-28.20	H	PEAK	Pass	Harmonic
17	802.11ac VHT20	116	-	-	-	-	-	-	-	Band Edge
17	802.11ac VHT20	116	11160.00	45.63	74.00	-28.37	H	PEAK	Pass	Harmonic
18	802.11ac VHT20	140	5760.55	61.87	68.30	-6.43	H	PEAK	Pass	Band Edge
18	802.11ac VHT20	140	11400.00	46.14	74.00	-27.86	V	PEAK	Pass	Harmonic
19	802.11ac VHT40	38	5126.65	48.40	54.00	-5.60	V	AVERAGE	Pass	Band Edge
19	802.11ac VHT40	38	10380.00	44.76	68.30	-23.54	V	PEAK	Pass	Harmonic
20	802.11ac VHT40	46	5452.53	49.60	54.00	-4.40	H	AVERAGE	Pass	Band Edge
20	802.11ac VHT40	46	10460.00	44.14	68.30	-24.16	V	PEAK	Pass	Harmonic
21	802.11ac VHT40	54	5044.96	49.14	54.00	-4.86	V	AVERAGE	Pass	Band Edge
21	802.11ac VHT40	54	10540.00	44.61	68.30	-23.69	V	PEAK	Pass	Harmonic
22	802.11ac VHT40	62	5350.00	49.31	54.00	-4.69	H	AVERAGE	Pass	Band Edge
22	802.11ac VHT40	62	10620.00	44.50	74.00	-29.50	V	PEAK	Pass	Harmonic



Mode	Modulation	Ch.	Freq. (MHz)	Level (dBuV/m)	Limit (dBuV/m)	Margin (dB)	Pol.	Peak Avg.	Result	Remark
23	802.11ac VHT40	102	5460.00	48.94	54.00	-5.06	H	AVERAGE	Pass	Band Edge
23	802.11ac VHT40	102	11020.00	45.41	74.00	-28.59	V	PEAK	Pass	Harmonic
24	802.11ac VHT40	110	5452.71	48.21	54.00	-5.79	H	AVERAGE	Pass	Band Edge
24	802.11ac VHT40	110	11100.00	44.76	74.00	-29.24	H	PEAK	Pass	Harmonic
25	802.11ac VHT40	134	5446.81	48.59	54.00	-5.41	H	AVERAGE	Pass	Band Edge
25	802.11ac VHT40	134	11340.00	44.09	74.00	-29.91	H	PEAK	Pass	Harmonic
26	802.11ac VHT80	42	5037.28	49.31	54.00	-4.69	V	AVERAGE	Pass	Band Edge
26	802.11ac VHT80	42	10420.00	43.23	68.30	-25.07	H	PEAK	Pass	Harmonic
27	802.11ac VHT80	58	5354.35	50.81	54.00	-3.19	H	AVERAGE	Pass	Band Edge
27	802.11ac VHT80	58	10580.00	43.63	68.30	-24.67	H	PEAK	Pass	Harmonic
28	802.11ac VHT80	106	5458.64	50.55	54.00	-3.45	H	AVERAGE	Pass	Band Edge
28	802.11ac VHT80	106	11060.00	44.98	74.00	-29.02	H	PEAK	Pass	Harmonic
29	802.11ac VHT80	122	5457.74	48.23	54.00	-5.77	V	AVERAGE	Pass	Band Edge
29	802.11ac VHT80	122	11220.00	45.05	74.00	-28.95	H	PEAK	Pass	Harmonic
30	802.11a	144	-	-	-	-	-	-	-	Band Edge
30	802.11a	144	11440.00	46.58	74.00	-27.42	H	PEAK	Pass	Harmonic
31	802.11ac VHT20	144	-	-	-	-	-	-	-	Band Edge
31	802.11ac VHT20	144	11440.00	47.09	74.00	-26.91	V	PEAK	Pass	Harmonic
32	802.11ac VHT40	142	-	-	-	-	-	-	-	Band Edge
32	802.11ac VHT40	142	11420.00	46.13	74.00	-27.87	V	PEAK	Pass	Harmonic
33	802.11ac VHT80	138	-	-	-	-	-	-	-	Band Edge
33	802.11ac VHT80	138	11380.00	45.11	74.00	-28.89	V	PEAK	Pass	Harmonic
34	U-NII-2A	5.25-5.35	40.67	32.49	40	-7.51	H	PEAK	Pass	LF
35	802.11ac VHT80	58	3625.20	102.53	54.00	48.53	H	Average	Fail	Band Edge
	802.11ac VHT80	58	10580.00	43.85	68.30	-24.45	H	PEAK	Pass	Harmonic
	Bluetooth-LE_GSFK	39	2496.28	46.18	54.00	-7.82	H	AVERAGE	Pass	Band Edge
	Bluetooth-LE_GSFK	39	7440.00	42.20	74.00	-31.80	H	Peak	Pass	Harmonic



		1																																																																																									
Mode	Band Edge																																																																																										
	U-NII-1_5.15-5.25_802.11a_CH36_5180MHz																																																																																										
Pol.	Horizontal		Fundamental																																																																																								
Peak																																																																																											
	<table border="1"> <thead> <tr> <th>Limit</th> <th>Read</th> <th>Ant</th> <th>Cable</th> <th>Preamp</th> <th>Aux</th> <th>APos</th> <th>TPos</th> <th colspan="2"></th> </tr> <tr> <th>Freq</th> <th>Level</th> <th>Line</th> <th>Margin</th> <th>Level</th> <th>Factor</th> <th>Loss</th> <th>Factor</th> <th>Factor</th> <th>Remark</th> </tr> <tr> <th>MHz</th> <th>dBuV/m</th> <th>dBuV/m</th> <th>dB</th> <th>dBuV</th> <th>dB/m</th> <th>dB</th> <th>dB</th> <th>dB</th> <th>cm</th> <th>deg</th> </tr> </thead> <tbody> <tr> <td>1</td> <td>5113.15</td> <td>58.76</td> <td>74.00</td> <td>-15.24</td> <td>41.28</td> <td>34.33</td> <td>12.42</td> <td>29.27</td> <td>0.00</td> <td>100</td> <td>119</td> <td>PEAK</td> </tr> </tbody> </table>		Limit	Read	Ant	Cable	Preamp	Aux	APos	TPos			Freq	Level	Line	Margin	Level	Factor	Loss	Factor	Factor	Remark	MHz	dBuV/m	dBuV/m	dB	dBuV	dB/m	dB	dB	dB	cm	deg	1	5113.15	58.76	74.00	-15.24	41.28	34.33	12.42	29.27	0.00	100	119	PEAK	<table border="1"> <thead> <tr> <th>Limit</th> <th>Read</th> <th>Ant</th> <th>Cable</th> <th>Preamp</th> <th>Aux</th> <th>APos</th> <th>TPos</th> <th colspan="2"></th> </tr> <tr> <th>Freq</th> <th>Level</th> <th>Line</th> <th>Margin</th> <th>Level</th> <th>Factor</th> <th>Loss</th> <th>Factor</th> <th>Factor</th> <th>Remark</th> </tr> <tr> <th>MHz</th> <th>dBuV/m</th> <th>dBuV/m</th> <th>dB</th> <th>dBuV</th> <th>dB/m</th> <th>dB</th> <th>dB</th> <th>dB</th> <th>cm</th> <th>deg</th> </tr> </thead> <tbody> <tr> <td>1</td> <td>5180.00</td> <td>107.51</td> <td>68.30</td> <td>39.21</td> <td>89.86</td> <td>34.46</td> <td>12.53</td> <td>29.34</td> <td>0.00</td> <td>100</td> <td>119</td> <td>PEAK</td> </tr> </tbody> </table>		Limit	Read	Ant	Cable	Preamp	Aux	APos	TPos			Freq	Level	Line	Margin	Level	Factor	Loss	Factor	Factor	Remark	MHz	dBuV/m	dBuV/m	dB	dBuV	dB/m	dB	dB	dB	cm	deg	1	5180.00	107.51	68.30	39.21	89.86	34.46	12.53	29.34	0.00	100	119
Limit	Read	Ant	Cable	Preamp	Aux	APos	TPos																																																																																				
Freq	Level	Line	Margin	Level	Factor	Loss	Factor	Factor	Remark																																																																																		
MHz	dBuV/m	dBuV/m	dB	dBuV	dB/m	dB	dB	dB	cm	deg																																																																																	
1	5113.15	58.76	74.00	-15.24	41.28	34.33	12.42	29.27	0.00	100	119	PEAK																																																																															
Limit	Read	Ant	Cable	Preamp	Aux	APos	TPos																																																																																				
Freq	Level	Line	Margin	Level	Factor	Loss	Factor	Factor	Remark																																																																																		
MHz	dBuV/m	dBuV/m	dB	dBuV	dB/m	dB	dB	dB	cm	deg																																																																																	
1	5180.00	107.51	68.30	39.21	89.86	34.46	12.53	29.34	0.00	100	119	PEAK																																																																															
Avg			Blank																																																																																								
	<table border="1"> <thead> <tr> <th>Limit</th> <th>Read</th> <th>Ant</th> <th>Cable</th> <th>Preamp</th> <th>Aux</th> <th>APos</th> <th>TPos</th> <th colspan="2"></th> </tr> <tr> <th>Freq</th> <th>Level</th> <th>Line</th> <th>Margin</th> <th>Level</th> <th>Factor</th> <th>Loss</th> <th>Factor</th> <th>Factor</th> <th>Remark</th> </tr> <tr> <th>MHz</th> <th>dBuV/m</th> <th>dBuV/m</th> <th>dB</th> <th>dBuV</th> <th>dB/m</th> <th>dB</th> <th>dB</th> <th>dB</th> <th>cm</th> <th>deg</th> </tr> </thead> <tbody> <tr> <td>1</td> <td>5100.00</td> <td>47.60</td> <td>54.00</td> <td>-6.40</td> <td>30.16</td> <td>34.30</td> <td>12.40</td> <td>29.26</td> <td>0.00</td> <td>100</td> <td>119</td> <td>AVERAGE</td> </tr> </tbody> </table>		Limit	Read	Ant	Cable	Preamp	Aux	APos	TPos			Freq	Level	Line	Margin	Level	Factor	Loss	Factor	Factor	Remark	MHz	dBuV/m	dBuV/m	dB	dBuV	dB/m	dB	dB	dB	cm	deg	1	5100.00	47.60	54.00	-6.40	30.16	34.30	12.40	29.26	0.00	100	119	AVERAGE																																													
Limit	Read	Ant	Cable	Preamp	Aux	APos	TPos																																																																																				
Freq	Level	Line	Margin	Level	Factor	Loss	Factor	Factor	Remark																																																																																		
MHz	dBuV/m	dBuV/m	dB	dBuV	dB/m	dB	dB	dB	cm	deg																																																																																	
1	5100.00	47.60	54.00	-6.40	30.16	34.30	12.40	29.26	0.00	100	119	AVERAGE																																																																															



Mode		1																																																																																
		Band Edge																																																																																
		U-NII-1_5.15-5.25_802.11a_CH36_5180MHz																																																																																
Pol.	Vertical	Fundamental																																																																																
Peak	<table border="1"> <thead> <tr> <th>Limit</th> <th>Read</th> <th>Ant</th> <th>Cable</th> <th>Preamp</th> <th>Aux</th> <th>APos</th> <th>TPos</th> <th>Remark</th> </tr> <tr> <th>Freq</th> <th>Level</th> <th>Line</th> <th>Margin</th> <th>Level</th> <th>Factor</th> <th>Loss</th> <th>Factor</th> <th>Factor</th> </tr> <tr> <th>MHz</th> <th>dBuV/m</th> <th>dBuV/m</th> <th>dB</th> <th>dBuV</th> <th>dB/m</th> <th>dB</th> <th>dB</th> <th>dB</th> </tr> </thead> <tbody> <tr> <td>1</td> <td>5117.55</td> <td>59.26</td> <td>74.00</td> <td>-14.74</td> <td>41.77</td> <td>34.34</td> <td>12.43</td> <td>29.28</td> <td>0.00</td> <td>100</td> <td>86</td> <td>PEAK</td> </tr> </tbody> </table>	Limit	Read	Ant	Cable	Preamp	Aux	APos	TPos	Remark	Freq	Level	Line	Margin	Level	Factor	Loss	Factor	Factor	MHz	dBuV/m	dBuV/m	dB	dBuV	dB/m	dB	dB	dB	1	5117.55	59.26	74.00	-14.74	41.77	34.34	12.43	29.28	0.00	100	86	PEAK	<table border="1"> <thead> <tr> <th>Limit</th> <th>Read</th> <th>Ant</th> <th>Cable</th> <th>Preamp</th> <th>Aux</th> <th>APos</th> <th>TPos</th> <th>Remark</th> </tr> <tr> <th>Freq</th> <th>Level</th> <th>Line</th> <th>Margin</th> <th>Level</th> <th>Factor</th> <th>Loss</th> <th>Factor</th> <th>Factor</th> </tr> <tr> <th>MHz</th> <th>dBuV/m</th> <th>dBuV/m</th> <th>dB</th> <th>dBuV</th> <th>dB/m</th> <th>dB</th> <th>dB</th> <th>dB</th> </tr> </thead> <tbody> <tr> <td>1</td> <td>5180.00</td> <td>104.01</td> <td>68.30</td> <td>35.71</td> <td>86.37</td> <td>34.45</td> <td>12.52</td> <td>29.33</td> <td>0.00</td> <td>100</td> <td>86</td> <td>PEAK</td> </tr> </tbody> </table>	Limit	Read	Ant	Cable	Preamp	Aux	APos	TPos	Remark	Freq	Level	Line	Margin	Level	Factor	Loss	Factor	Factor	MHz	dBuV/m	dBuV/m	dB	dBuV	dB/m	dB	dB	dB	1	5180.00	104.01	68.30	35.71	86.37	34.45	12.52	29.33	0.00	100	86	PEAK
	Limit	Read	Ant	Cable	Preamp	Aux	APos	TPos	Remark																																																																									
Freq	Level	Line	Margin	Level	Factor	Loss	Factor	Factor																																																																										
MHz	dBuV/m	dBuV/m	dB	dBuV	dB/m	dB	dB	dB																																																																										
1	5117.55	59.26	74.00	-14.74	41.77	34.34	12.43	29.28	0.00	100	86	PEAK																																																																						
Limit	Read	Ant	Cable	Preamp	Aux	APos	TPos	Remark																																																																										
Freq	Level	Line	Margin	Level	Factor	Loss	Factor	Factor																																																																										
MHz	dBuV/m	dBuV/m	dB	dBuV	dB/m	dB	dB	dB																																																																										
1	5180.00	104.01	68.30	35.71	86.37	34.45	12.52	29.33	0.00	100	86	PEAK																																																																						
Avg	<table border="1"> <thead> <tr> <th>Limit</th> <th>Read</th> <th>Ant</th> <th>Cable</th> <th>Preamp</th> <th>Aux</th> <th>APos</th> <th>TPos</th> <th>Remark</th> </tr> <tr> <th>Freq</th> <th>Level</th> <th>Line</th> <th>Margin</th> <th>Level</th> <th>Factor</th> <th>Loss</th> <th>Factor</th> <th>Factor</th> </tr> <tr> <th>MHz</th> <th>dBuV/m</th> <th>dBuV/m</th> <th>dB</th> <th>dBuV</th> <th>dB/m</th> <th>dB</th> <th>dB</th> <th>dB</th> </tr> </thead> <tbody> <tr> <td>1</td> <td>5100.00</td> <td>47.49</td> <td>54.00</td> <td>-6.51</td> <td>30.05</td> <td>34.30</td> <td>12.40</td> <td>29.26</td> <td>0.00</td> <td>100</td> <td>86</td> <td>AVERAGE</td> </tr> </tbody> </table>	Limit	Read	Ant	Cable	Preamp	Aux	APos	TPos	Remark	Freq	Level	Line	Margin	Level	Factor	Loss	Factor	Factor	MHz	dBuV/m	dBuV/m	dB	dBuV	dB/m	dB	dB	dB	1	5100.00	47.49	54.00	-6.51	30.05	34.30	12.40	29.26	0.00	100	86	AVERAGE	Blank																																								
Limit	Read	Ant	Cable	Preamp	Aux	APos	TPos	Remark																																																																										
Freq	Level	Line	Margin	Level	Factor	Loss	Factor	Factor																																																																										
MHz	dBuV/m	dBuV/m	dB	dBuV	dB/m	dB	dB	dB																																																																										
1	5100.00	47.49	54.00	-6.51	30.05	34.30	12.40	29.26	0.00	100	86	AVERAGE																																																																						



Mode	1																																																																																									
	Harmonic																																																																																									
	U-NII-1_5.15-5.25_802.11a_CH36_5180MHz																																																																																									
Pol.	Horizontal	Vertical																																																																																								
Peak Avg	<table border="1"> <thead> <tr> <th>Limit</th> <th>Read</th> <th>Ant</th> <th>Cable</th> <th>Preamp</th> <th>Aux</th> <th>APos</th> <th>TPos</th> </tr> <tr> <th>Freq</th> <th>Level</th> <th>Line</th> <th>Margin</th> <th>Level</th> <th>Factor</th> <th>Loss</th> <th>Factor</th> <th>Factor</th> <th>cm</th> <th>deg</th> <th>Remark</th> </tr> <tr> <th>MHz</th> <th>dBuV/m</th> <th>dBuV/m</th> <th>dB</th> <th>dBuV</th> <th>dB/m</th> <th>dB</th> <th>dB</th> <th>dB</th> <th>cm</th> <th>deg</th> <th></th> </tr> </thead> <tbody> <tr> <td>1 10360.00</td> <td>44.14</td> <td>68.30</td> <td>-24.16</td> <td>55.66</td> <td>37.40</td> <td>17.56</td> <td>66.48</td> <td>0.00</td> <td>300</td> <td>0</td> <td>PEAK</td> </tr> </tbody> </table>	Limit	Read	Ant	Cable	Preamp	Aux	APos	TPos	Freq	Level	Line	Margin	Level	Factor	Loss	Factor	Factor	cm	deg	Remark	MHz	dBuV/m	dBuV/m	dB	dBuV	dB/m	dB	dB	dB	cm	deg		1 10360.00	44.14	68.30	-24.16	55.66	37.40	17.56	66.48	0.00	300	0	PEAK	<table border="1"> <thead> <tr> <th>Limit</th> <th>Read</th> <th>Ant</th> <th>Cable</th> <th>Preamp</th> <th>Aux</th> <th>APos</th> <th>TPos</th> </tr> <tr> <th>Freq</th> <th>Level</th> <th>Line</th> <th>Margin</th> <th>Level</th> <th>Factor</th> <th>Loss</th> <th>Factor</th> <th>Factor</th> <th>cm</th> <th>deg</th> <th>Remark</th> </tr> <tr> <th>MHz</th> <th>dBuV/m</th> <th>dBuV/m</th> <th>dB</th> <th>dBuV</th> <th>dB/m</th> <th>dB</th> <th>dB</th> <th>dB</th> <th>cm</th> <th>deg</th> <th></th> </tr> </thead> <tbody> <tr> <td>1 10360.00</td> <td>44.38</td> <td>68.30</td> <td>-23.92</td> <td>55.90</td> <td>37.40</td> <td>17.56</td> <td>66.48</td> <td>0.00</td> <td>100</td> <td>0</td> <td>PEAK</td> </tr> </tbody> </table>	Limit	Read	Ant	Cable	Preamp	Aux	APos	TPos	Freq	Level	Line	Margin	Level	Factor	Loss	Factor	Factor	cm	deg	Remark	MHz	dBuV/m	dBuV/m	dB	dBuV	dB/m	dB	dB	dB	cm	deg		1 10360.00	44.38	68.30	-23.92	55.90	37.40	17.56	66.48	0.00	100	0	PEAK
Limit	Read	Ant	Cable	Preamp	Aux	APos	TPos																																																																																			
Freq	Level	Line	Margin	Level	Factor	Loss	Factor	Factor	cm	deg	Remark																																																																															
MHz	dBuV/m	dBuV/m	dB	dBuV	dB/m	dB	dB	dB	cm	deg																																																																																
1 10360.00	44.14	68.30	-24.16	55.66	37.40	17.56	66.48	0.00	300	0	PEAK																																																																															
Limit	Read	Ant	Cable	Preamp	Aux	APos	TPos																																																																																			
Freq	Level	Line	Margin	Level	Factor	Loss	Factor	Factor	cm	deg	Remark																																																																															
MHz	dBuV/m	dBuV/m	dB	dBuV	dB/m	dB	dB	dB	cm	deg																																																																																
1 10360.00	44.38	68.30	-23.92	55.90	37.40	17.56	66.48	0.00	100	0	PEAK																																																																															



Mode	2																																																																																					
	Harmonic																																																																																					
	U-NII-1_5.15-5.25_802.11a_CH44_5220MHz																																																																																					
Pol.	Horizontal	Vertical																																																																																				
Peak Avg	<table border="1"> <thead> <tr> <th>Limit</th> <th>Read</th> <th>Ant</th> <th>Cable</th> <th>Preamp</th> <th>Aux</th> <th>APos</th> <th>TPos</th> </tr> <tr> <th>Freq</th> <th>Level</th> <th>Line</th> <th>Margin</th> <th>Level</th> <th>Factor</th> <th>Loss</th> <th>Factor</th> <th>Factor</th> <th>Remark</th> </tr> <tr> <th>MHz</th> <th>dBuV/m</th> <th>dBuV/m</th> <th>dB</th> <th>dBuV</th> <th>dB/m</th> <th>dB</th> <th>dB</th> <th>dB</th> <th>cm</th> <th>deg</th> </tr> </thead> <tbody> <tr> <td>1</td> <td>10440.00</td> <td>44.68</td> <td>68.30</td> <td>-23.62</td> <td>55.97</td> <td>37.48</td> <td>17.62</td> <td>66.39</td> <td>0.00</td> <td>300</td> <td>0</td> <td>PEAK</td> </tr> </tbody> </table>	Limit	Read	Ant	Cable	Preamp	Aux	APos	TPos	Freq	Level	Line	Margin	Level	Factor	Loss	Factor	Factor	Remark	MHz	dBuV/m	dBuV/m	dB	dBuV	dB/m	dB	dB	dB	cm	deg	1	10440.00	44.68	68.30	-23.62	55.97	37.48	17.62	66.39	0.00	300	0	PEAK	<table border="1"> <thead> <tr> <th>Limit</th> <th>Read</th> <th>Ant</th> <th>Cable</th> <th>Preamp</th> <th>Aux</th> <th>APos</th> <th>TPos</th> </tr> <tr> <th>Freq</th> <th>Level</th> <th>Line</th> <th>Margin</th> <th>Level</th> <th>Factor</th> <th>Loss</th> <th>Factor</th> <th>Factor</th> <th>Remark</th> </tr> <tr> <th>MHz</th> <th>dBuV/m</th> <th>dBuV/m</th> <th>dB</th> <th>dBuV</th> <th>dB/m</th> <th>dB</th> <th>dB</th> <th>dB</th> <th>cm</th> <th>deg</th> </tr> </thead> <tbody> <tr> <td>1</td> <td>10440.00</td> <td>44.91</td> <td>68.30</td> <td>-23.39</td> <td>56.20</td> <td>37.48</td> <td>17.62</td> <td>66.39</td> <td>0.00</td> <td>100</td> <td>0</td> <td>PEAK</td> </tr> </tbody> </table>	Limit	Read	Ant	Cable	Preamp	Aux	APos	TPos	Freq	Level	Line	Margin	Level	Factor	Loss	Factor	Factor	Remark	MHz	dBuV/m	dBuV/m	dB	dBuV	dB/m	dB	dB	dB	cm	deg	1	10440.00	44.91	68.30	-23.39	56.20	37.48	17.62	66.39	0.00	100	0	PEAK
Limit	Read	Ant	Cable	Preamp	Aux	APos	TPos																																																																															
Freq	Level	Line	Margin	Level	Factor	Loss	Factor	Factor	Remark																																																																													
MHz	dBuV/m	dBuV/m	dB	dBuV	dB/m	dB	dB	dB	cm	deg																																																																												
1	10440.00	44.68	68.30	-23.62	55.97	37.48	17.62	66.39	0.00	300	0	PEAK																																																																										
Limit	Read	Ant	Cable	Preamp	Aux	APos	TPos																																																																															
Freq	Level	Line	Margin	Level	Factor	Loss	Factor	Factor	Remark																																																																													
MHz	dBuV/m	dBuV/m	dB	dBuV	dB/m	dB	dB	dB	cm	deg																																																																												
1	10440.00	44.91	68.30	-23.39	56.20	37.48	17.62	66.39	0.00	100	0	PEAK																																																																										



Mode	3																																																																																																																	
	Harmonic																																																																																																																	
	U-NII-1_5.15-5.25_802.11a_CH48_5240MHz																																																																																																																	
Pol.	Horizontal	Vertical																																																																																																																
Peak Avg	<table border="1"> <thead> <tr> <th>Limit</th> <th>Read</th> <th>Ant</th> <th>Cable</th> <th>Preamp</th> <th>Aux</th> <th>APos</th> <th>TPos</th> </tr> <tr> <th>Freq</th> <th>Level</th> <th>Line</th> <th>Margin</th> <th>Level</th> <th>Factor</th> <th>Loss</th> <th>Factor</th> </tr> <tr> <th>MHz</th> <th>dBuV/m</th> <th>dBuV/m</th> <th>dB</th> <th>dBuV</th> <th>dB/m</th> <th>dB</th> <th>dB</th> </tr> </thead> <tbody> <tr> <td>1 10480.00</td> <td>44.49</td> <td>68.30</td> <td>-23.81</td> <td>55.65</td> <td>37.53</td> <td>17.65</td> <td>66.34</td> </tr> <tr> <td></td> <td></td> <td></td> <td></td> <td></td> <td></td> <td>0.00</td> <td></td> </tr> <tr> <td></td> <td></td> <td></td> <td></td> <td></td> <td></td> <td></td> <td>300</td> </tr> <tr> <td></td> <td></td> <td></td> <td></td> <td></td> <td></td> <td></td> <td>0 PEAK</td> </tr> </tbody> </table>	Limit	Read	Ant	Cable	Preamp	Aux	APos	TPos	Freq	Level	Line	Margin	Level	Factor	Loss	Factor	MHz	dBuV/m	dBuV/m	dB	dBuV	dB/m	dB	dB	1 10480.00	44.49	68.30	-23.81	55.65	37.53	17.65	66.34							0.00									300								0 PEAK	<table border="1"> <thead> <tr> <th>Limit</th> <th>Read</th> <th>Ant</th> <th>Cable</th> <th>Preamp</th> <th>Aux</th> <th>APos</th> <th>TPos</th> </tr> <tr> <th>Freq</th> <th>Level</th> <th>Line</th> <th>Margin</th> <th>Level</th> <th>Factor</th> <th>Loss</th> <th>Factor</th> </tr> <tr> <th>MHz</th> <th>dBuV/m</th> <th>dBuV/m</th> <th>dB</th> <th>dBuV</th> <th>dB/m</th> <th>dB</th> <th>dB</th> </tr> </thead> <tbody> <tr> <td>1 10480.00</td> <td>45.51</td> <td>68.30</td> <td>-22.79</td> <td>56.67</td> <td>37.53</td> <td>17.65</td> <td>66.34</td> </tr> <tr> <td></td> <td></td> <td></td> <td></td> <td></td> <td></td> <td>0.00</td> <td></td> </tr> <tr> <td></td> <td></td> <td></td> <td></td> <td></td> <td></td> <td></td> <td>100</td> </tr> <tr> <td></td> <td></td> <td></td> <td></td> <td></td> <td></td> <td></td> <td>0 PEAK</td> </tr> </tbody> </table>	Limit	Read	Ant	Cable	Preamp	Aux	APos	TPos	Freq	Level	Line	Margin	Level	Factor	Loss	Factor	MHz	dBuV/m	dBuV/m	dB	dBuV	dB/m	dB	dB	1 10480.00	45.51	68.30	-22.79	56.67	37.53	17.65	66.34							0.00									100								0 PEAK
Limit	Read	Ant	Cable	Preamp	Aux	APos	TPos																																																																																																											
Freq	Level	Line	Margin	Level	Factor	Loss	Factor																																																																																																											
MHz	dBuV/m	dBuV/m	dB	dBuV	dB/m	dB	dB																																																																																																											
1 10480.00	44.49	68.30	-23.81	55.65	37.53	17.65	66.34																																																																																																											
						0.00																																																																																																												
							300																																																																																																											
							0 PEAK																																																																																																											
Limit	Read	Ant	Cable	Preamp	Aux	APos	TPos																																																																																																											
Freq	Level	Line	Margin	Level	Factor	Loss	Factor																																																																																																											
MHz	dBuV/m	dBuV/m	dB	dBuV	dB/m	dB	dB																																																																																																											
1 10480.00	45.51	68.30	-22.79	56.67	37.53	17.65	66.34																																																																																																											
						0.00																																																																																																												
							100																																																																																																											
							0 PEAK																																																																																																											



Mode	4																																																																											
	Harmonic																																																																											
	U-NII-2A_5.25-5.35_802.11a_CH52_5260MHz																																																																											
Pol.	Horizontal	Vertical																																																																										
Peak Avg	<table border="1"> <thead> <tr> <th>Limit</th> <th>Read</th> <th>Ant</th> <th>Cable</th> <th>Preamp</th> <th>Aux</th> <th>APos</th> <th>TPos</th> </tr> <tr> <th>Freq</th> <th>Level</th> <th>Line</th> <th>Margin</th> <th>Level</th> <th>Factor</th> <th>Loss</th> <th>Factor</th> </tr> <tr> <th>MHz</th> <th>dBuV/m</th> <th>dBuV/m</th> <th>dB</th> <th>dBuV</th> <th>dB/m</th> <th>dB</th> <th>dB</th> </tr> </thead> <tbody> <tr> <td>1</td> <td>10520.00</td> <td>43.79</td> <td>68.30</td> <td>-24.51</td> <td>54.82</td> <td>37.57</td> <td>17.69</td> <td>66.29</td> <td>0.00</td> <td>300</td> <td>0</td> <td>PEAK</td> </tr> </tbody> </table>	Limit	Read	Ant	Cable	Preamp	Aux	APos	TPos	Freq	Level	Line	Margin	Level	Factor	Loss	Factor	MHz	dBuV/m	dBuV/m	dB	dBuV	dB/m	dB	dB	1	10520.00	43.79	68.30	-24.51	54.82	37.57	17.69	66.29	0.00	300	0	PEAK	<table border="1"> <thead> <tr> <th>Limit</th> <th>Read</th> <th>Ant</th> <th>Cable</th> <th>Preamp</th> <th>Aux</th> <th>APos</th> <th>TPos</th> </tr> <tr> <th>Freq</th> <th>Level</th> <th>Line</th> <th>Margin</th> <th>Level</th> <th>Factor</th> <th>Loss</th> <th>Factor</th> </tr> <tr> <th>MHz</th> <th>dBuV/m</th> <th>dBuV/m</th> <th>dB</th> <th>dBuV</th> <th>dB/m</th> <th>dB</th> <th>dB</th> </tr> </thead> <tbody> <tr> <td>1</td> <td>10520.00</td> <td>44.95</td> <td>68.30</td> <td>-23.35</td> <td>55.98</td> <td>37.57</td> <td>17.69</td> <td>66.29</td> <td>0.00</td> <td>100</td> <td>0</td> <td>PEAK</td> </tr> </tbody> </table>	Limit	Read	Ant	Cable	Preamp	Aux	APos	TPos	Freq	Level	Line	Margin	Level	Factor	Loss	Factor	MHz	dBuV/m	dBuV/m	dB	dBuV	dB/m	dB	dB	1	10520.00	44.95	68.30	-23.35	55.98	37.57	17.69	66.29	0.00	100	0	PEAK
Limit	Read	Ant	Cable	Preamp	Aux	APos	TPos																																																																					
Freq	Level	Line	Margin	Level	Factor	Loss	Factor																																																																					
MHz	dBuV/m	dBuV/m	dB	dBuV	dB/m	dB	dB																																																																					
1	10520.00	43.79	68.30	-24.51	54.82	37.57	17.69	66.29	0.00	300	0	PEAK																																																																
Limit	Read	Ant	Cable	Preamp	Aux	APos	TPos																																																																					
Freq	Level	Line	Margin	Level	Factor	Loss	Factor																																																																					
MHz	dBuV/m	dBuV/m	dB	dBuV	dB/m	dB	dB																																																																					
1	10520.00	44.95	68.30	-23.35	55.98	37.57	17.69	66.29	0.00	100	0	PEAK																																																																



Mode	5																																																																											
	Harmonic																																																																											
	U-NII-2A_5.25-5.35_802.11a_CH60_5300MHz																																																																											
Pol.	Horizontal	Vertical																																																																										
Peak Avg	<table border="1"> <thead> <tr> <th>Limit</th> <th>Read</th> <th>Ant</th> <th>Cable</th> <th>Preamp</th> <th>Aux</th> <th>APos</th> <th>TPos</th> </tr> <tr> <th>Freq</th> <th>Level</th> <th>Line</th> <th>Margin</th> <th>Level</th> <th>Factor</th> <th>Loss</th> <th>Factor</th> </tr> <tr> <th>MHz</th> <th>dBuV/m</th> <th>dBuV/m</th> <th>dB</th> <th>dBuV</th> <th>dB/m</th> <th>dB</th> <th>dB</th> </tr> </thead> <tbody> <tr> <td>1</td> <td>10600.00</td> <td>42.66</td> <td>74.00</td> <td>-31.34</td> <td>53.45</td> <td>37.66</td> <td>17.75</td> <td>66.20</td> <td>0.00</td> <td>100</td> <td>153</td> <td>Peak</td> </tr> </tbody> </table>	Limit	Read	Ant	Cable	Preamp	Aux	APos	TPos	Freq	Level	Line	Margin	Level	Factor	Loss	Factor	MHz	dBuV/m	dBuV/m	dB	dBuV	dB/m	dB	dB	1	10600.00	42.66	74.00	-31.34	53.45	37.66	17.75	66.20	0.00	100	153	Peak	<table border="1"> <thead> <tr> <th>Limit</th> <th>Read</th> <th>Ant</th> <th>Cable</th> <th>Preamp</th> <th>Aux</th> <th>APos</th> <th>TPos</th> </tr> <tr> <th>Freq</th> <th>Level</th> <th>Line</th> <th>Margin</th> <th>Level</th> <th>Factor</th> <th>Loss</th> <th>Factor</th> </tr> <tr> <th>MHz</th> <th>dBuV/m</th> <th>dBuV/m</th> <th>dB</th> <th>dBuV</th> <th>dB/m</th> <th>dB</th> <th>dB</th> </tr> </thead> <tbody> <tr> <td>1</td> <td>10600.00</td> <td>44.93</td> <td>74.00</td> <td>-29.07</td> <td>55.72</td> <td>37.66</td> <td>17.75</td> <td>66.20</td> <td>0.00</td> <td>100</td> <td>0</td> <td>PEAK</td> </tr> </tbody> </table>	Limit	Read	Ant	Cable	Preamp	Aux	APos	TPos	Freq	Level	Line	Margin	Level	Factor	Loss	Factor	MHz	dBuV/m	dBuV/m	dB	dBuV	dB/m	dB	dB	1	10600.00	44.93	74.00	-29.07	55.72	37.66	17.75	66.20	0.00	100	0	PEAK
Limit	Read	Ant	Cable	Preamp	Aux	APos	TPos																																																																					
Freq	Level	Line	Margin	Level	Factor	Loss	Factor																																																																					
MHz	dBuV/m	dBuV/m	dB	dBuV	dB/m	dB	dB																																																																					
1	10600.00	42.66	74.00	-31.34	53.45	37.66	17.75	66.20	0.00	100	153	Peak																																																																
Limit	Read	Ant	Cable	Preamp	Aux	APos	TPos																																																																					
Freq	Level	Line	Margin	Level	Factor	Loss	Factor																																																																					
MHz	dBuV/m	dBuV/m	dB	dBuV	dB/m	dB	dB																																																																					
1	10600.00	44.93	74.00	-29.07	55.72	37.66	17.75	66.20	0.00	100	0	PEAK																																																																



		6																																																																																			
Mode	Band Edge																																																																																				
	U-NII-2A_5.25-5.35_802.11a_CH64_5320MHz																																																																																				
Pol.	Horizontal		Fundamental																																																																																		
Peak																																																																																					
	<table border="1"> <thead> <tr> <th>Limit</th> <th>Read</th> <th>Ant</th> <th>Cable</th> <th>Preamp</th> <th>Aux</th> <th>APos</th> <th>TPos</th> <th colspan="2"></th> </tr> <tr> <th>Freq</th> <th>Level</th> <th>Line</th> <th>Margin</th> <th>Level</th> <th>Factor</th> <th>Loss</th> <th>Factor</th> <th>Factor</th> <th>Remark</th> </tr> <tr> <th>MHz</th> <th>dBuV/m</th> <th>dBuV/m</th> <th>dB</th> <th>dBuV</th> <th>dB/m</th> <th>dB</th> <th>dB</th> <th>dB</th> <th>cm</th> <th>deg</th> </tr> </thead> <tbody> <tr> <td>1 5430.68</td> <td>59.46</td> <td>74.00</td> <td>-14.54</td> <td>41.43</td> <td>34.52</td> <td>13.10</td> <td>29.59</td> <td>0.00</td> <td>100</td> <td>123 PEAK</td> </tr> </tbody> </table>	Limit	Read	Ant	Cable	Preamp	Aux	APos	TPos			Freq	Level	Line	Margin	Level	Factor	Loss	Factor	Factor	Remark	MHz	dBuV/m	dBuV/m	dB	dBuV	dB/m	dB	dB	dB	cm	deg	1 5430.68	59.46	74.00	-14.54	41.43	34.52	13.10	29.59	0.00	100	123 PEAK	<table border="1"> <thead> <tr> <th>Limit</th> <th>Read</th> <th>Ant</th> <th>Cable</th> <th>Preamp</th> <th>Aux</th> <th>APos</th> <th>TPos</th> <th colspan="2"></th> </tr> <tr> <th>Freq</th> <th>Level</th> <th>Line</th> <th>Margin</th> <th>Level</th> <th>Factor</th> <th>Loss</th> <th>Factor</th> <th>Factor</th> <th>Remark</th> </tr> <tr> <th>MHz</th> <th>dBuV/m</th> <th>dBuV/m</th> <th>dB</th> <th>dBuV</th> <th>dB/m</th> <th>dB</th> <th>dB</th> <th>dB</th> <th>cm</th> <th>deg</th> </tr> </thead> <tbody> <tr> <td>1 5320.00</td> <td>108.99</td> <td>68.30</td> <td>40.69</td> <td>91.22</td> <td>34.50</td> <td>12.75</td> <td>29.48</td> <td>0.00</td> <td>100</td> <td>123 PEAK</td> </tr> </tbody> </table>	Limit	Read	Ant	Cable	Preamp	Aux	APos	TPos			Freq	Level	Line	Margin	Level	Factor	Loss	Factor	Factor	Remark	MHz	dBuV/m	dBuV/m	dB	dBuV	dB/m	dB	dB	dB	cm	deg	1 5320.00	108.99	68.30	40.69	91.22	34.50	12.75	29.48	0.00	100
Limit	Read	Ant	Cable	Preamp	Aux	APos	TPos																																																																														
Freq	Level	Line	Margin	Level	Factor	Loss	Factor	Factor	Remark																																																																												
MHz	dBuV/m	dBuV/m	dB	dBuV	dB/m	dB	dB	dB	cm	deg																																																																											
1 5430.68	59.46	74.00	-14.54	41.43	34.52	13.10	29.59	0.00	100	123 PEAK																																																																											
Limit	Read	Ant	Cable	Preamp	Aux	APos	TPos																																																																														
Freq	Level	Line	Margin	Level	Factor	Loss	Factor	Factor	Remark																																																																												
MHz	dBuV/m	dBuV/m	dB	dBuV	dB/m	dB	dB	dB	cm	deg																																																																											
1 5320.00	108.99	68.30	40.69	91.22	34.50	12.75	29.48	0.00	100	123 PEAK																																																																											
Avg																																																																																					
	<table border="1"> <thead> <tr> <th>Limit</th> <th>Read</th> <th>Ant</th> <th>Cable</th> <th>Preamp</th> <th>Aux</th> <th>APos</th> <th>TPos</th> <th colspan="2"></th> </tr> <tr> <th>Freq</th> <th>Level</th> <th>Line</th> <th>Margin</th> <th>Level</th> <th>Factor</th> <th>Loss</th> <th>Factor</th> <th>Factor</th> <th>Remark</th> </tr> <tr> <th>MHz</th> <th>dBuV/m</th> <th>dBuV/m</th> <th>dB</th> <th>dBuV</th> <th>dB/m</th> <th>dB</th> <th>dB</th> <th>dB</th> <th>cm</th> <th>deg</th> </tr> </thead> <tbody> <tr> <td>1 5366.28</td> <td>47.69</td> <td>54.00</td> <td>-6.31</td> <td>29.81</td> <td>34.50</td> <td>12.92</td> <td>29.54</td> <td>0.00</td> <td>100</td> <td>123 AVERAGE</td> </tr> </tbody> </table>	Limit	Read	Ant	Cable	Preamp	Aux	APos	TPos			Freq	Level	Line	Margin	Level	Factor	Loss	Factor	Factor	Remark	MHz	dBuV/m	dBuV/m	dB	dBuV	dB/m	dB	dB	dB	cm	deg	1 5366.28	47.69	54.00	-6.31	29.81	34.50	12.92	29.54	0.00	100	123 AVERAGE	<table border="1"> <thead> <tr> <th>Limit</th> <th>Read</th> <th>Ant</th> <th>Cable</th> <th>Preamp</th> <th>Aux</th> <th>APos</th> <th>TPos</th> <th colspan="2"></th> </tr> <tr> <th>Freq</th> <th>Level</th> <th>Line</th> <th>Margin</th> <th>Level</th> <th>Factor</th> <th>Loss</th> <th>Factor</th> <th>Factor</th> <th>Remark</th> </tr> <tr> <th>MHz</th> <th>dBuV/m</th> <th>dBuV/m</th> <th>dB</th> <th>dBuV</th> <th>dB/m</th> <th>dB</th> <th>dB</th> <th>dB</th> <th>cm</th> <th>deg</th> </tr> </thead> <tbody> <tr> <td>1 5320.00</td> <td>99.09</td> <td>68.30</td> <td>30.79</td> <td>81.31</td> <td>34.50</td> <td>12.77</td> <td>29.49</td> <td>0.00</td> <td>100</td> <td>123 AVERAGE</td> </tr> </tbody> </table>	Limit	Read	Ant	Cable	Preamp	Aux	APos	TPos			Freq	Level	Line	Margin	Level	Factor	Loss	Factor	Factor	Remark	MHz	dBuV/m	dBuV/m	dB	dBuV	dB/m	dB	dB	dB	cm	deg	1 5320.00	99.09	68.30	30.79	81.31	34.50	12.77	29.49	0.00	100
Limit	Read	Ant	Cable	Preamp	Aux	APos	TPos																																																																														
Freq	Level	Line	Margin	Level	Factor	Loss	Factor	Factor	Remark																																																																												
MHz	dBuV/m	dBuV/m	dB	dBuV	dB/m	dB	dB	dB	cm	deg																																																																											
1 5366.28	47.69	54.00	-6.31	29.81	34.50	12.92	29.54	0.00	100	123 AVERAGE																																																																											
Limit	Read	Ant	Cable	Preamp	Aux	APos	TPos																																																																														
Freq	Level	Line	Margin	Level	Factor	Loss	Factor	Factor	Remark																																																																												
MHz	dBuV/m	dBuV/m	dB	dBuV	dB/m	dB	dB	dB	cm	deg																																																																											
1 5320.00	99.09	68.30	30.79	81.31	34.50	12.77	29.49	0.00	100	123 AVERAGE																																																																											



Mode		6																																																																										
		Band Edge																																																																										
		U-NII-2A_5.25-5.35_802.11a_CH64_5320MHz																																																																										
Pol.	Vertical	Fundamental																																																																										
Peak	<table border="1"> <thead> <tr> <th>Limit</th> <th>Read</th> <th>Ant</th> <th>Cable</th> <th>Preamp</th> <th>Aux</th> <th>APos</th> <th>TPos</th> </tr> <tr> <th>Freq</th> <th>Level</th> <th>Line</th> <th>Margin</th> <th>Level</th> <th>Factor</th> <th>Loss</th> <th>Factor</th> </tr> <tr> <th>MHz</th> <th>dBuV/m</th> <th>dBuV/m</th> <th>dB</th> <th>dBuV</th> <th>dB/m</th> <th>dB</th> <th>dB</th> </tr> </thead> <tbody> <tr> <td>1</td> <td>5449.44</td> <td>58.43</td> <td>74.00</td> <td>-15.57</td> <td>40.37</td> <td>34.52</td> <td>13.15</td> <td>29.61</td> <td>0.00</td> <td>100</td> <td>96</td> <td>PEAK</td> </tr> </tbody> </table>	Limit	Read	Ant	Cable	Preamp	Aux	APos	TPos	Freq	Level	Line	Margin	Level	Factor	Loss	Factor	MHz	dBuV/m	dBuV/m	dB	dBuV	dB/m	dB	dB	1	5449.44	58.43	74.00	-15.57	40.37	34.52	13.15	29.61	0.00	100	96	PEAK	<table border="1"> <thead> <tr> <th>Limit</th> <th>Read</th> <th>Ant</th> <th>Cable</th> <th>Preamp</th> <th>Aux</th> <th>APos</th> <th>TPos</th> </tr> <tr> <th>Freq</th> <th>Level</th> <th>Line</th> <th>Margin</th> <th>Level</th> <th>Factor</th> <th>Loss</th> <th>Factor</th> </tr> <tr> <th>MHz</th> <th>dBuV/m</th> <th>dBuV/m</th> <th>dB</th> <th>dBuV</th> <th>dB/m</th> <th>dB</th> <th>dB</th> </tr> </thead> <tbody> <tr> <td>1</td> <td>5320.00</td> <td>103.86</td> <td>68.30</td> <td>35.56</td> <td>86.08</td> <td>34.50</td> <td>12.77</td> <td>29.49</td> <td>0.00</td> <td>100</td> <td>96</td> <td>PEAK</td> </tr> </tbody> </table>	Limit	Read	Ant	Cable	Preamp	Aux	APos	TPos	Freq	Level	Line	Margin	Level	Factor	Loss	Factor	MHz	dBuV/m	dBuV/m	dB	dBuV	dB/m	dB	dB	1	5320.00	103.86	68.30	35.56	86.08	34.50	12.77	29.49	0.00	100	96	PEAK
	Limit	Read	Ant	Cable	Preamp	Aux	APos	TPos																																																																				
Freq	Level	Line	Margin	Level	Factor	Loss	Factor																																																																					
MHz	dBuV/m	dBuV/m	dB	dBuV	dB/m	dB	dB																																																																					
1	5449.44	58.43	74.00	-15.57	40.37	34.52	13.15	29.61	0.00	100	96	PEAK																																																																
Limit	Read	Ant	Cable	Preamp	Aux	APos	TPos																																																																					
Freq	Level	Line	Margin	Level	Factor	Loss	Factor																																																																					
MHz	dBuV/m	dBuV/m	dB	dBuV	dB/m	dB	dB																																																																					
1	5320.00	103.86	68.30	35.56	86.08	34.50	12.77	29.49	0.00	100	96	PEAK																																																																
Avg	<table border="1"> <thead> <tr> <th>Limit</th> <th>Read</th> <th>Ant</th> <th>Cable</th> <th>Preamp</th> <th>Aux</th> <th>APos</th> <th>TPos</th> </tr> <tr> <th>Freq</th> <th>Level</th> <th>Line</th> <th>Margin</th> <th>Level</th> <th>Factor</th> <th>Loss</th> <th>Factor</th> </tr> <tr> <th>MHz</th> <th>dBuV/m</th> <th>dBuV/m</th> <th>dB</th> <th>dBuV</th> <th>dB/m</th> <th>dB</th> <th>dB</th> </tr> </thead> <tbody> <tr> <td>1</td> <td>5458.78</td> <td>46.99</td> <td>54.00</td> <td>-7.01</td> <td>28.91</td> <td>34.53</td> <td>13.17</td> <td>29.62</td> <td>0.00</td> <td>100</td> <td>96</td> <td>AVERAGE</td> </tr> </tbody> </table>	Limit	Read	Ant	Cable	Preamp	Aux	APos	TPos	Freq	Level	Line	Margin	Level	Factor	Loss	Factor	MHz	dBuV/m	dBuV/m	dB	dBuV	dB/m	dB	dB	1	5458.78	46.99	54.00	-7.01	28.91	34.53	13.17	29.62	0.00	100	96	AVERAGE	<table border="1"> <thead> <tr> <th>Limit</th> <th>Read</th> <th>Ant</th> <th>Cable</th> <th>Preamp</th> <th>Aux</th> <th>APos</th> <th>TPos</th> </tr> <tr> <th>Freq</th> <th>Level</th> <th>Line</th> <th>Margin</th> <th>Level</th> <th>Factor</th> <th>Loss</th> <th>Factor</th> </tr> <tr> <th>MHz</th> <th>dBuV/m</th> <th>dBuV/m</th> <th>dB</th> <th>dBuV</th> <th>dB/m</th> <th>dB</th> <th>dB</th> </tr> </thead> <tbody> <tr> <td>1</td> <td>5320.00</td> <td>96.76</td> <td>68.30</td> <td>28.46</td> <td>78.98</td> <td>34.50</td> <td>12.77</td> <td>29.49</td> <td>0.00</td> <td>100</td> <td>96</td> <td>AVERAGE</td> </tr> </tbody> </table>	Limit	Read	Ant	Cable	Preamp	Aux	APos	TPos	Freq	Level	Line	Margin	Level	Factor	Loss	Factor	MHz	dBuV/m	dBuV/m	dB	dBuV	dB/m	dB	dB	1	5320.00	96.76	68.30	28.46	78.98	34.50	12.77	29.49	0.00	100	96	AVERAGE
Limit	Read	Ant	Cable	Preamp	Aux	APos	TPos																																																																					
Freq	Level	Line	Margin	Level	Factor	Loss	Factor																																																																					
MHz	dBuV/m	dBuV/m	dB	dBuV	dB/m	dB	dB																																																																					
1	5458.78	46.99	54.00	-7.01	28.91	34.53	13.17	29.62	0.00	100	96	AVERAGE																																																																
Limit	Read	Ant	Cable	Preamp	Aux	APos	TPos																																																																					
Freq	Level	Line	Margin	Level	Factor	Loss	Factor																																																																					
MHz	dBuV/m	dBuV/m	dB	dBuV	dB/m	dB	dB																																																																					
1	5320.00	96.76	68.30	28.46	78.98	34.50	12.77	29.49	0.00	100	96	AVERAGE																																																																

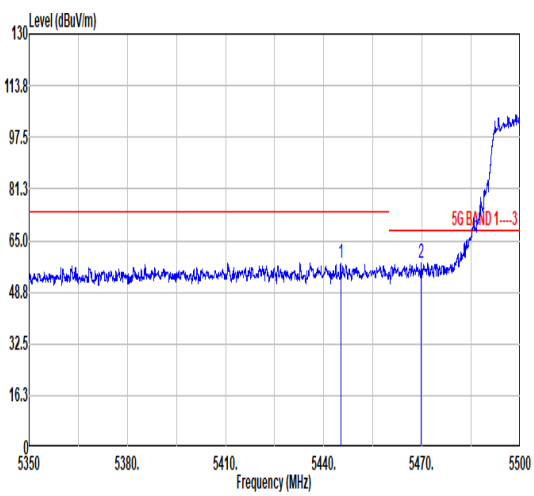
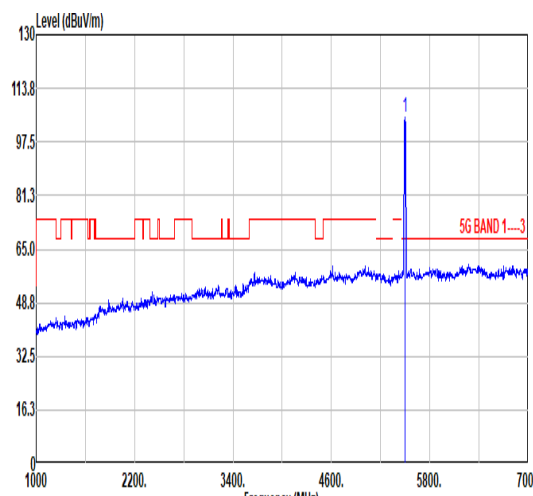
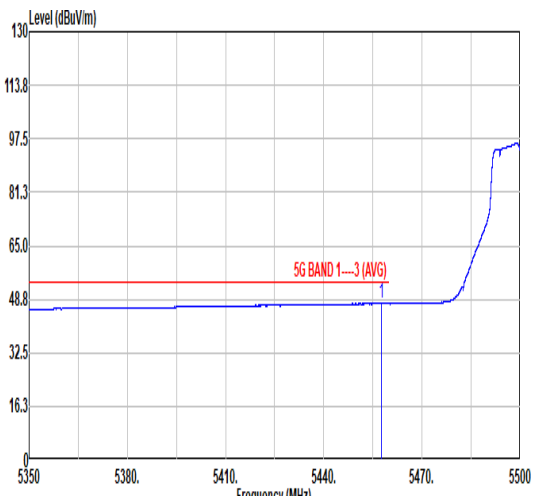
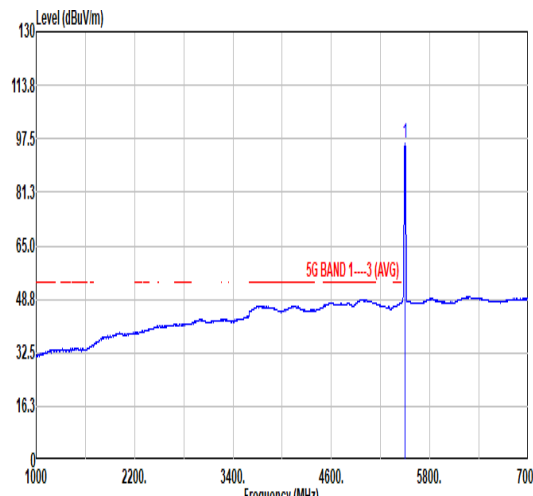


Mode	6																																																																																																	
	Harmonic																																																																																																	
	U-NII-2A_5.25-5.35_802.11a_CH64_5320MHz																																																																																																	
Pol.	Horizontal	Vertical																																																																																																
Peak Avg	<table border="1"> <thead> <tr> <th>Limit</th> <th>Read</th> <th>Ant</th> <th>Cable</th> <th>Preamp</th> <th>Aux</th> <th>APos</th> <th>TPos</th> </tr> <tr> <th>Freq</th> <th>Level</th> <th>Line</th> <th>Margin</th> <th>Level</th> <th>Factor</th> <th>Loss</th> <th>Factor</th> </tr> <tr> <th>MHz</th> <th>dBuV/m</th> <th>dBuV/m</th> <th>dB</th> <th>dBuV</th> <th>dB/m</th> <th>dB</th> <th>dB</th> </tr> </thead> <tbody> <tr> <td>1 10640.00</td> <td>45.01</td> <td>74.00</td> <td>-28.99</td> <td>55.68</td> <td>37.70</td> <td>17.78</td> <td>66.15</td> </tr> <tr> <td></td> <td></td> <td></td> <td></td> <td></td> <td></td> <td>0.00</td> <td>300</td> </tr> <tr> <td></td> <td></td> <td></td> <td></td> <td></td> <td></td> <td></td> <td>0 PEAK</td> </tr> </tbody> </table>	Limit	Read	Ant	Cable	Preamp	Aux	APos	TPos	Freq	Level	Line	Margin	Level	Factor	Loss	Factor	MHz	dBuV/m	dBuV/m	dB	dBuV	dB/m	dB	dB	1 10640.00	45.01	74.00	-28.99	55.68	37.70	17.78	66.15							0.00	300								0 PEAK	<table border="1"> <thead> <tr> <th>Limit</th> <th>Read</th> <th>Ant</th> <th>Cable</th> <th>Preamp</th> <th>Aux</th> <th>APos</th> <th>TPos</th> </tr> <tr> <th>Freq</th> <th>Level</th> <th>Line</th> <th>Margin</th> <th>Level</th> <th>Factor</th> <th>Loss</th> <th>Factor</th> </tr> <tr> <th>MHz</th> <th>dBuV/m</th> <th>dBuV/m</th> <th>dB</th> <th>dBuV</th> <th>dB/m</th> <th>dB</th> <th>dB</th> </tr> </thead> <tbody> <tr> <td>1 10640.00</td> <td>45.31</td> <td>74.00</td> <td>-28.69</td> <td>55.98</td> <td>37.70</td> <td>17.78</td> <td>66.15</td> </tr> <tr> <td></td> <td></td> <td></td> <td></td> <td></td> <td></td> <td>0.00</td> <td>100</td> </tr> <tr> <td></td> <td></td> <td></td> <td></td> <td></td> <td></td> <td></td> <td>0 PEAK</td> </tr> </tbody> </table>	Limit	Read	Ant	Cable	Preamp	Aux	APos	TPos	Freq	Level	Line	Margin	Level	Factor	Loss	Factor	MHz	dBuV/m	dBuV/m	dB	dBuV	dB/m	dB	dB	1 10640.00	45.31	74.00	-28.69	55.98	37.70	17.78	66.15							0.00	100								0 PEAK
Limit	Read	Ant	Cable	Preamp	Aux	APos	TPos																																																																																											
Freq	Level	Line	Margin	Level	Factor	Loss	Factor																																																																																											
MHz	dBuV/m	dBuV/m	dB	dBuV	dB/m	dB	dB																																																																																											
1 10640.00	45.01	74.00	-28.99	55.68	37.70	17.78	66.15																																																																																											
						0.00	300																																																																																											
							0 PEAK																																																																																											
Limit	Read	Ant	Cable	Preamp	Aux	APos	TPos																																																																																											
Freq	Level	Line	Margin	Level	Factor	Loss	Factor																																																																																											
MHz	dBuV/m	dBuV/m	dB	dBuV	dB/m	dB	dB																																																																																											
1 10640.00	45.31	74.00	-28.69	55.98	37.70	17.78	66.15																																																																																											
						0.00	100																																																																																											
							0 PEAK																																																																																											



Mode		7																																																																																																					
		Band Edge																																																																																																					
		U-NII-2C_5.47-5.725_802.11a_CH100_5500MHz																																																																																																					
Pol.	Horizontal					Fundamental																																																																																																	
Peak	<table border="1"> <thead> <tr> <th>Limit</th> <th>Read</th> <th>Ant</th> <th>Cable</th> <th>Preamp</th> <th>Aux</th> <th>APos</th> <th>TPos</th> <th colspan="2">Remark</th> </tr> <tr> <th>Freq</th> <th>Level</th> <th>Line</th> <th>Margin</th> <th>Level</th> <th>Factor</th> <th>Loss</th> <th>Factor</th> <th>Factor</th> <th></th> </tr> <tr> <th>MHz</th> <th>dBuV/m</th> <th>dBuV/m</th> <th>dB</th> <th>dBuV</th> <th>dB/m</th> <th>dB</th> <th>dB</th> <th>dB</th> <th>cm</th> <th>deg</th> </tr> </thead> <tbody> <tr> <td>1</td> <td>5426.43</td> <td>60.27</td> <td>74.00</td> <td>-13.73</td> <td>42.26</td> <td>34.51</td> <td>13.09</td> <td>29.59</td> <td>0.00</td> <td>105</td> <td>124</td> <td>PEAK</td> </tr> <tr> <td>2</td> <td>5463.03</td> <td>58.44</td> <td>68.30</td> <td>-9.86</td> <td>40.35</td> <td>34.53</td> <td>13.18</td> <td>29.62</td> <td>0.00</td> <td>105</td> <td>124</td> <td>PEAK</td> </tr> </tbody> </table>	Limit	Read	Ant	Cable	Preamp	Aux	APos	TPos	Remark		Freq	Level	Line	Margin	Level	Factor	Loss	Factor	Factor		MHz	dBuV/m	dBuV/m	dB	dBuV	dB/m	dB	dB	dB	cm	deg	1	5426.43	60.27	74.00	-13.73	42.26	34.51	13.09	29.59	0.00	105	124	PEAK	2	5463.03	58.44	68.30	-9.86	40.35	34.53	13.18	29.62	0.00	105	124	PEAK	<table border="1"> <thead> <tr> <th>Limit</th> <th>Read</th> <th>Ant</th> <th>Cable</th> <th>Preamp</th> <th>Aux</th> <th>APos</th> <th>TPos</th> <th colspan="2">Remark</th> </tr> <tr> <th>Freq</th> <th>Level</th> <th>Line</th> <th>Margin</th> <th>Level</th> <th>Factor</th> <th>Loss</th> <th>Factor</th> <th>Factor</th> <th></th> </tr> <tr> <th>MHz</th> <th>dBuV/m</th> <th>dBuV/m</th> <th>dB</th> <th>dBuV</th> <th>dB/m</th> <th>dB</th> <th>dB</th> <th>dB</th> <th>cm</th> <th>deg</th> </tr> </thead> <tbody> <tr> <td>1</td> <td>5500.00</td> <td>108.88</td> <td>68.30</td> <td>40.58</td> <td>90.72</td> <td>34.55</td> <td>13.26</td> <td>29.65</td> <td>0.00</td> <td>105</td> <td>124</td> <td>PEAK</td> </tr> </tbody> </table>	Limit	Read	Ant	Cable	Preamp	Aux	APos	TPos	Remark		Freq	Level	Line	Margin	Level	Factor	Loss	Factor	Factor		MHz	dBuV/m	dBuV/m	dB	dBuV	dB/m	dB	dB	dB	cm	deg	1	5500.00	108.88	68.30	40.58	90.72	34.55	13.26	29.65	0.00	105	124	PEAK
	Limit	Read	Ant	Cable	Preamp	Aux	APos	TPos	Remark																																																																																														
Freq	Level	Line	Margin	Level	Factor	Loss	Factor	Factor																																																																																															
MHz	dBuV/m	dBuV/m	dB	dBuV	dB/m	dB	dB	dB	cm	deg																																																																																													
1	5426.43	60.27	74.00	-13.73	42.26	34.51	13.09	29.59	0.00	105	124	PEAK																																																																																											
2	5463.03	58.44	68.30	-9.86	40.35	34.53	13.18	29.62	0.00	105	124	PEAK																																																																																											
Limit	Read	Ant	Cable	Preamp	Aux	APos	TPos	Remark																																																																																															
Freq	Level	Line	Margin	Level	Factor	Loss	Factor	Factor																																																																																															
MHz	dBuV/m	dBuV/m	dB	dBuV	dB/m	dB	dB	dB	cm	deg																																																																																													
1	5500.00	108.88	68.30	40.58	90.72	34.55	13.26	29.65	0.00	105	124	PEAK																																																																																											
Avg	<table border="1"> <thead> <tr> <th>Limit</th> <th>Read</th> <th>Ant</th> <th>Cable</th> <th>Preamp</th> <th>Aux</th> <th>APos</th> <th>TPos</th> <th colspan="2">Remark</th> </tr> <tr> <th>Freq</th> <th>Level</th> <th>Line</th> <th>Margin</th> <th>Level</th> <th>Factor</th> <th>Loss</th> <th>Factor</th> <th>Factor</th> <th></th> </tr> <tr> <th>MHz</th> <th>dBuV/m</th> <th>dBuV/m</th> <th>dB</th> <th>dBuV</th> <th>dB/m</th> <th>dB</th> <th>dB</th> <th>dB</th> <th>cm</th> <th>deg</th> </tr> </thead> <tbody> <tr> <td>1</td> <td>5459.84</td> <td>48.11</td> <td>54.00</td> <td>-5.89</td> <td>30.03</td> <td>34.53</td> <td>13.17</td> <td>29.62</td> <td>0.00</td> <td>105</td> <td>124</td> <td>AVERAGE</td> </tr> </tbody> </table>	Limit	Read	Ant	Cable	Preamp	Aux	APos	TPos	Remark		Freq	Level	Line	Margin	Level	Factor	Loss	Factor	Factor		MHz	dBuV/m	dBuV/m	dB	dBuV	dB/m	dB	dB	dB	cm	deg	1	5459.84	48.11	54.00	-5.89	30.03	34.53	13.17	29.62	0.00	105	124	AVERAGE	<table border="1"> <thead> <tr> <th>Limit</th> <th>Read</th> <th>Ant</th> <th>Cable</th> <th>Preamp</th> <th>Aux</th> <th>APos</th> <th>TPos</th> <th colspan="2">Remark</th> </tr> <tr> <th>Freq</th> <th>Level</th> <th>Line</th> <th>Margin</th> <th>Level</th> <th>Factor</th> <th>Loss</th> <th>Factor</th> <th>Factor</th> <th></th> </tr> <tr> <th>MHz</th> <th>dBuV/m</th> <th>dBuV/m</th> <th>dB</th> <th>dBuV</th> <th>dB/m</th> <th>dB</th> <th>dB</th> <th>dB</th> <th>cm</th> <th>deg</th> </tr> </thead> <tbody> <tr> <td>1</td> <td>5500.00</td> <td>98.81</td> <td>68.30</td> <td>30.51</td> <td>80.65</td> <td>34.55</td> <td>13.26</td> <td>29.65</td> <td>0.00</td> <td>105</td> <td>124</td> <td>AVERAGE</td> </tr> </tbody> </table>	Limit	Read	Ant	Cable	Preamp	Aux	APos	TPos	Remark		Freq	Level	Line	Margin	Level	Factor	Loss	Factor	Factor		MHz	dBuV/m	dBuV/m	dB	dBuV	dB/m	dB	dB	dB	cm	deg	1	5500.00	98.81	68.30	30.51	80.65	34.55	13.26	29.65	0.00	105	124	AVERAGE													
	Limit	Read	Ant	Cable	Preamp	Aux	APos	TPos	Remark																																																																																														
Freq	Level	Line	Margin	Level	Factor	Loss	Factor	Factor																																																																																															
MHz	dBuV/m	dBuV/m	dB	dBuV	dB/m	dB	dB	dB	cm	deg																																																																																													
1	5459.84	48.11	54.00	-5.89	30.03	34.53	13.17	29.62	0.00	105	124	AVERAGE																																																																																											
Limit	Read	Ant	Cable	Preamp	Aux	APos	TPos	Remark																																																																																															
Freq	Level	Line	Margin	Level	Factor	Loss	Factor	Factor																																																																																															
MHz	dBuV/m	dBuV/m	dB	dBuV	dB/m	dB	dB	dB	cm	deg																																																																																													
1	5500.00	98.81	68.30	30.51	80.65	34.55	13.26	29.65	0.00	105	124	AVERAGE																																																																																											



Mode		7																																																																																															
		Band Edge																																																																																															
		U-NII-2C_5.47-5.725_802.11a_CH100_5500MHz																																																																																															
Pol.	Vertical					Fundamental																																																																																											
Peak	 <p>Level (dBuV/m) vs Frequency (MHz) for Vertical. Shows a rising signal starting around 5440 MHz, reaching approximately 100 dBuV/m at 5500 MHz. A red limit line is at 65.0 dBuV/m. Two peaks are marked with '1' and '2'.</p> <table border="1"> <thead> <tr> <th>Limit</th> <th>Read</th> <th>Ant</th> <th>Cable</th> <th>Preamp</th> <th>Aux</th> <th>APos</th> <th>TPos</th> <th>Remark</th> </tr> <tr> <th>Freq</th> <th>Level</th> <th>Line</th> <th>Margin</th> <th>Level</th> <th>Factor</th> <th>Loss</th> <th>Factor</th> <th>Factor</th> </tr> <tr> <th>MHz</th> <th>dBuV/m</th> <th>dBuV/m</th> <th>dB</th> <th>dBuV</th> <th>dB/m</th> <th>dB</th> <th>dB</th> <th>cm</th> <th>deg</th> </tr> </thead> <tbody> <tr> <td>1</td> <td>5445.18</td> <td>57.83</td> <td>74.00</td> <td>-16.17</td> <td>39.78</td> <td>34.52</td> <td>13.14</td> <td>29.61</td> <td>0.00</td> <td>100</td> <td>88</td> <td>PEAK</td> </tr> <tr> <td>2</td> <td>5469.78</td> <td>57.68</td> <td>68.30</td> <td>-10.62</td> <td>39.58</td> <td>34.53</td> <td>13.20</td> <td>29.63</td> <td>0.00</td> <td>100</td> <td>88</td> <td>PEAK</td> </tr> </tbody> </table>	Limit	Read	Ant	Cable	Preamp	Aux	APos	TPos	Remark	Freq	Level	Line	Margin	Level	Factor	Loss	Factor	Factor	MHz	dBuV/m	dBuV/m	dB	dBuV	dB/m	dB	dB	cm	deg	1	5445.18	57.83	74.00	-16.17	39.78	34.52	13.14	29.61	0.00	100	88	PEAK	2	5469.78	57.68	68.30	-10.62	39.58	34.53	13.20	29.63	0.00	100	88	PEAK	 <p>Level (dBuV/m) vs Frequency (MHz) for Fundamental. Shows a sharp peak at approximately 5500 MHz reaching about 100 dBuV/m. A red limit line is at 65.0 dBuV/m.</p> <table border="1"> <thead> <tr> <th>Limit</th> <th>Read</th> <th>Ant</th> <th>Cable</th> <th>Preamp</th> <th>Aux</th> <th>APos</th> <th>TPos</th> <th>Remark</th> </tr> <tr> <th>Freq</th> <th>Level</th> <th>Line</th> <th>Margin</th> <th>Level</th> <th>Factor</th> <th>Loss</th> <th>Factor</th> <th>Factor</th> </tr> <tr> <th>MHz</th> <th>dBuV/m</th> <th>dBuV/m</th> <th>dB</th> <th>dBuV</th> <th>dB/m</th> <th>dB</th> <th>dB</th> <th>cm</th> <th>deg</th> </tr> </thead> <tbody> <tr> <td>1</td> <td>5500.00</td> <td>104.80</td> <td>68.30</td> <td>36.50</td> <td>86.64</td> <td>34.55</td> <td>13.26</td> <td>29.65</td> <td>0.00</td> <td>100</td> <td>88</td> <td>PEAK</td> </tr> </tbody> </table>	Limit	Read	Ant	Cable	Preamp	Aux	APos	TPos	Remark	Freq	Level	Line	Margin	Level	Factor	Loss	Factor	Factor	MHz	dBuV/m	dBuV/m	dB	dBuV	dB/m	dB	dB	cm	deg	1	5500.00	104.80	68.30	36.50	86.64	34.55	13.26	29.65	0.00	100	88	PEAK
	Limit	Read	Ant	Cable	Preamp	Aux	APos	TPos	Remark																																																																																								
Freq	Level	Line	Margin	Level	Factor	Loss	Factor	Factor																																																																																									
MHz	dBuV/m	dBuV/m	dB	dBuV	dB/m	dB	dB	cm	deg																																																																																								
1	5445.18	57.83	74.00	-16.17	39.78	34.52	13.14	29.61	0.00	100	88	PEAK																																																																																					
2	5469.78	57.68	68.30	-10.62	39.58	34.53	13.20	29.63	0.00	100	88	PEAK																																																																																					
Limit	Read	Ant	Cable	Preamp	Aux	APos	TPos	Remark																																																																																									
Freq	Level	Line	Margin	Level	Factor	Loss	Factor	Factor																																																																																									
MHz	dBuV/m	dBuV/m	dB	dBuV	dB/m	dB	dB	cm	deg																																																																																								
1	5500.00	104.80	68.30	36.50	86.64	34.55	13.26	29.65	0.00	100	88	PEAK																																																																																					
Avg	 <p>Level (dBuV/m) vs Frequency (MHz) for Vertical Average. Shows the average signal level, rising from 48.8 dBuV/m at 5440 MHz to 100 dBuV/m at 5500 MHz. A red limit line is at 48.8 dBuV/m.</p> <table border="1"> <thead> <tr> <th>Limit</th> <th>Read</th> <th>Ant</th> <th>Cable</th> <th>Preamp</th> <th>Aux</th> <th>APos</th> <th>TPos</th> <th>Remark</th> </tr> <tr> <th>Freq</th> <th>Level</th> <th>Line</th> <th>Margin</th> <th>Level</th> <th>Factor</th> <th>Loss</th> <th>Factor</th> <th>Factor</th> </tr> <tr> <th>MHz</th> <th>dBuV/m</th> <th>dBuV/m</th> <th>dB</th> <th>dBuV</th> <th>dB/m</th> <th>dB</th> <th>dB</th> <th>cm</th> <th>deg</th> </tr> </thead> <tbody> <tr> <td>1</td> <td>5457.62</td> <td>47.47</td> <td>54.00</td> <td>-6.53</td> <td>29.39</td> <td>34.53</td> <td>13.17</td> <td>29.62</td> <td>0.00</td> <td>100</td> <td>88</td> <td>AVERAGE</td> </tr> </tbody> </table>	Limit	Read	Ant	Cable	Preamp	Aux	APos	TPos	Remark	Freq	Level	Line	Margin	Level	Factor	Loss	Factor	Factor	MHz	dBuV/m	dBuV/m	dB	dBuV	dB/m	dB	dB	cm	deg	1	5457.62	47.47	54.00	-6.53	29.39	34.53	13.17	29.62	0.00	100	88	AVERAGE	 <p>Level (dBuV/m) vs Frequency (MHz) for Fundamental Average. Shows the average signal level, rising from 32.5 dBuV/m at 1000 MHz to 100 dBuV/m at 5500 MHz. A red limit line is at 48.8 dBuV/m.</p> <table border="1"> <thead> <tr> <th>Limit</th> <th>Read</th> <th>Ant</th> <th>Cable</th> <th>Preamp</th> <th>Aux</th> <th>APos</th> <th>TPos</th> <th>Remark</th> </tr> <tr> <th>Freq</th> <th>Level</th> <th>Line</th> <th>Margin</th> <th>Level</th> <th>Factor</th> <th>Loss</th> <th>Factor</th> <th>Factor</th> </tr> <tr> <th>MHz</th> <th>dBuV/m</th> <th>dBuV/m</th> <th>dB</th> <th>dBuV</th> <th>dB/m</th> <th>dB</th> <th>dB</th> <th>cm</th> <th>deg</th> </tr> </thead> <tbody> <tr> <td>1</td> <td>5500.00</td> <td>95.93</td> <td>68.30</td> <td>27.63</td> <td>77.77</td> <td>34.55</td> <td>13.26</td> <td>29.65</td> <td>0.00</td> <td>100</td> <td>88</td> <td>AVERAGE</td> </tr> </tbody> </table>	Limit	Read	Ant	Cable	Preamp	Aux	APos	TPos	Remark	Freq	Level	Line	Margin	Level	Factor	Loss	Factor	Factor	MHz	dBuV/m	dBuV/m	dB	dBuV	dB/m	dB	dB	cm	deg	1	5500.00	95.93	68.30	27.63	77.77	34.55	13.26	29.65	0.00	100	88	AVERAGE													
Limit	Read	Ant	Cable	Preamp	Aux	APos	TPos	Remark																																																																																									
Freq	Level	Line	Margin	Level	Factor	Loss	Factor	Factor																																																																																									
MHz	dBuV/m	dBuV/m	dB	dBuV	dB/m	dB	dB	cm	deg																																																																																								
1	5457.62	47.47	54.00	-6.53	29.39	34.53	13.17	29.62	0.00	100	88	AVERAGE																																																																																					
Limit	Read	Ant	Cable	Preamp	Aux	APos	TPos	Remark																																																																																									
Freq	Level	Line	Margin	Level	Factor	Loss	Factor	Factor																																																																																									
MHz	dBuV/m	dBuV/m	dB	dBuV	dB/m	dB	dB	cm	deg																																																																																								
1	5500.00	95.93	68.30	27.63	77.77	34.55	13.26	29.65	0.00	100	88	AVERAGE																																																																																					



Mode	7																																																																																																	
	Harmonic																																																																																																	
	U-NII-2C_5.47-5.725_802.11a_CH100_5500MHz																																																																																																	
Pol.	Horizontal	Vertical																																																																																																
Peak Avg	<table border="1"> <thead> <tr> <th>Limit</th> <th>Read</th> <th>Ant</th> <th>Cable</th> <th>Preamp</th> <th>Aux</th> <th>APos</th> <th>TPos</th> </tr> <tr> <th>Freq</th> <th>Level</th> <th>Line</th> <th>Margin</th> <th>Level</th> <th>Factor</th> <th>Loss</th> <th>Factor</th> </tr> <tr> <th>MHz</th> <th>dBuV/m</th> <th>dBuV/m</th> <th>dB</th> <th>dBuV</th> <th>dB/m</th> <th>dB</th> <th>dB</th> </tr> </thead> <tbody> <tr> <td>1 11000.00</td> <td>44.62</td> <td>74.00</td> <td>-29.38</td> <td>54.17</td> <td>38.10</td> <td>18.08</td> <td>65.73</td> </tr> <tr> <td></td> <td></td> <td></td> <td></td> <td></td> <td></td> <td>0.00</td> <td>300</td> </tr> <tr> <td></td> <td></td> <td></td> <td></td> <td></td> <td></td> <td></td> <td>0 PEAK</td> </tr> </tbody> </table>	Limit	Read	Ant	Cable	Preamp	Aux	APos	TPos	Freq	Level	Line	Margin	Level	Factor	Loss	Factor	MHz	dBuV/m	dBuV/m	dB	dBuV	dB/m	dB	dB	1 11000.00	44.62	74.00	-29.38	54.17	38.10	18.08	65.73							0.00	300								0 PEAK	<table border="1"> <thead> <tr> <th>Limit</th> <th>Read</th> <th>Ant</th> <th>Cable</th> <th>Preamp</th> <th>Aux</th> <th>APos</th> <th>TPos</th> </tr> <tr> <th>Freq</th> <th>Level</th> <th>Line</th> <th>Margin</th> <th>Level</th> <th>Factor</th> <th>Loss</th> <th>Factor</th> </tr> <tr> <th>MHz</th> <th>dBuV/m</th> <th>dBuV/m</th> <th>dB</th> <th>dBuV</th> <th>dB/m</th> <th>dB</th> <th>dB</th> </tr> </thead> <tbody> <tr> <td>1 11000.00</td> <td>45.26</td> <td>74.00</td> <td>-28.74</td> <td>54.81</td> <td>38.10</td> <td>18.08</td> <td>65.73</td> </tr> <tr> <td></td> <td></td> <td></td> <td></td> <td></td> <td></td> <td>0.00</td> <td>100</td> </tr> <tr> <td></td> <td></td> <td></td> <td></td> <td></td> <td></td> <td></td> <td>0 PEAK</td> </tr> </tbody> </table>	Limit	Read	Ant	Cable	Preamp	Aux	APos	TPos	Freq	Level	Line	Margin	Level	Factor	Loss	Factor	MHz	dBuV/m	dBuV/m	dB	dBuV	dB/m	dB	dB	1 11000.00	45.26	74.00	-28.74	54.81	38.10	18.08	65.73							0.00	100								0 PEAK
Limit	Read	Ant	Cable	Preamp	Aux	APos	TPos																																																																																											
Freq	Level	Line	Margin	Level	Factor	Loss	Factor																																																																																											
MHz	dBuV/m	dBuV/m	dB	dBuV	dB/m	dB	dB																																																																																											
1 11000.00	44.62	74.00	-29.38	54.17	38.10	18.08	65.73																																																																																											
						0.00	300																																																																																											
							0 PEAK																																																																																											
Limit	Read	Ant	Cable	Preamp	Aux	APos	TPos																																																																																											
Freq	Level	Line	Margin	Level	Factor	Loss	Factor																																																																																											
MHz	dBuV/m	dBuV/m	dB	dBuV	dB/m	dB	dB																																																																																											
1 11000.00	45.26	74.00	-28.74	54.81	38.10	18.08	65.73																																																																																											
						0.00	100																																																																																											
							0 PEAK																																																																																											



Mode	8																																																																																															
	Harmonic																																																																																															
	U-NII-2C_5.47-5.725_802.11a_CH116_5580MHz																																																																																															
Pol.	Horizontal	Vertical																																																																																														
Peak Avg	<table border="1"> <thead> <tr> <th>Limit</th> <th>Read</th> <th>Ant</th> <th>Cable</th> <th>Preamp</th> <th>Aux</th> <th>APos</th> <th>TPos</th> </tr> <tr> <th>Freq</th> <th>Level</th> <th>Line</th> <th>Margin</th> <th>Level</th> <th>Factor</th> <th>Loss</th> <th>Factor</th> <th>Factor</th> <th>Factor</th> <th>cm</th> <th>deg</th> <th>Remark</th> </tr> <tr> <th>MHz</th> <th>dBuV/m</th> <th>dBuV/m</th> <th>dB</th> <th>dBuV</th> <th>dB/m</th> <th>dB</th> <th>dB</th> <th>dB</th> <th>dB</th> <th>cm</th> <th>deg</th> <th></th> </tr> </thead> <tbody> <tr> <td>1</td> <td>11160.00</td> <td>45.38</td> <td>74.00</td> <td>-28.62</td> <td>54.62</td> <td>38.20</td> <td>18.20</td> <td>65.64</td> <td>0.00</td> <td>300</td> <td>0</td> <td>PEAK</td> </tr> </tbody> </table>	Limit	Read	Ant	Cable	Preamp	Aux	APos	TPos	Freq	Level	Line	Margin	Level	Factor	Loss	Factor	Factor	Factor	cm	deg	Remark	MHz	dBuV/m	dBuV/m	dB	dBuV	dB/m	dB	dB	dB	dB	cm	deg		1	11160.00	45.38	74.00	-28.62	54.62	38.20	18.20	65.64	0.00	300	0	PEAK	<table border="1"> <thead> <tr> <th>Limit</th> <th>Read</th> <th>Ant</th> <th>Cable</th> <th>Preamp</th> <th>Aux</th> <th>APos</th> <th>TPos</th> </tr> <tr> <th>Freq</th> <th>Level</th> <th>Line</th> <th>Margin</th> <th>Level</th> <th>Factor</th> <th>Loss</th> <th>Factor</th> <th>Factor</th> <th>Factor</th> <th>cm</th> <th>deg</th> <th>Remark</th> </tr> <tr> <th>MHz</th> <th>dBuV/m</th> <th>dBuV/m</th> <th>dB</th> <th>dBuV</th> <th>dB/m</th> <th>dB</th> <th>dB</th> <th>dB</th> <th>dB</th> <th>cm</th> <th>deg</th> <th></th> </tr> </thead> <tbody> <tr> <td>1</td> <td>11160.00</td> <td>46.24</td> <td>74.00</td> <td>-27.76</td> <td>55.48</td> <td>38.20</td> <td>18.20</td> <td>65.64</td> <td>0.00</td> <td>100</td> <td>0</td> <td>PEAK</td> </tr> </tbody> </table>	Limit	Read	Ant	Cable	Preamp	Aux	APos	TPos	Freq	Level	Line	Margin	Level	Factor	Loss	Factor	Factor	Factor	cm	deg	Remark	MHz	dBuV/m	dBuV/m	dB	dBuV	dB/m	dB	dB	dB	dB	cm	deg		1	11160.00	46.24	74.00	-27.76	55.48	38.20	18.20	65.64	0.00	100	0	PEAK
Limit	Read	Ant	Cable	Preamp	Aux	APos	TPos																																																																																									
Freq	Level	Line	Margin	Level	Factor	Loss	Factor	Factor	Factor	cm	deg	Remark																																																																																				
MHz	dBuV/m	dBuV/m	dB	dBuV	dB/m	dB	dB	dB	dB	cm	deg																																																																																					
1	11160.00	45.38	74.00	-28.62	54.62	38.20	18.20	65.64	0.00	300	0	PEAK																																																																																				
Limit	Read	Ant	Cable	Preamp	Aux	APos	TPos																																																																																									
Freq	Level	Line	Margin	Level	Factor	Loss	Factor	Factor	Factor	cm	deg	Remark																																																																																				
MHz	dBuV/m	dBuV/m	dB	dBuV	dB/m	dB	dB	dB	dB	cm	deg																																																																																					
1	11160.00	46.24	74.00	-27.76	55.48	38.20	18.20	65.64	0.00	100	0	PEAK																																																																																				



Mode	9																																																																											
	Band Edge																																																																											
	U-NII-2C_5.47-5.725_802.11a_CH140_5700MHz																																																																											
Pol.	Horizontal	Fundamental																																																																										
Peak	<table border="1"> <thead> <tr> <th>Limit</th> <th>Read</th> <th>Ant</th> <th>Cable</th> <th>Preamp</th> <th>Aux</th> <th>APos</th> <th>TPos</th> </tr> <tr> <th>Freq</th> <th>Level</th> <th>Line</th> <th>Margin</th> <th>Level</th> <th>Factor</th> <th>Loss</th> <th>Factor</th> </tr> <tr> <th>MHz</th> <th>dBuV/m</th> <th>dBuV/m</th> <th>dB</th> <th>dBuV</th> <th>dB/m</th> <th>dB</th> <th>dB</th> </tr> </thead> <tbody> <tr> <td>1</td> <td>5760.03</td> <td>59.56</td> <td>68.30</td> <td>-8.74</td> <td>40.42</td> <td>34.91</td> <td>14.01</td> <td>29.78</td> <td>0.00</td> <td>100</td> <td>117</td> <td>PEAK</td> </tr> </tbody> </table>	Limit	Read	Ant	Cable	Preamp	Aux	APos	TPos	Freq	Level	Line	Margin	Level	Factor	Loss	Factor	MHz	dBuV/m	dBuV/m	dB	dBuV	dB/m	dB	dB	1	5760.03	59.56	68.30	-8.74	40.42	34.91	14.01	29.78	0.00	100	117	PEAK	<table border="1"> <thead> <tr> <th>Limit</th> <th>Read</th> <th>Ant</th> <th>Cable</th> <th>Preamp</th> <th>Aux</th> <th>APos</th> <th>TPos</th> </tr> <tr> <th>Freq</th> <th>Level</th> <th>Line</th> <th>Margin</th> <th>Level</th> <th>Factor</th> <th>Loss</th> <th>Factor</th> </tr> <tr> <th>MHz</th> <th>dBuV/m</th> <th>dBuV/m</th> <th>dB</th> <th>dBuV</th> <th>dB/m</th> <th>dB</th> <th>dB</th> </tr> </thead> <tbody> <tr> <td>1</td> <td>5700.00</td> <td>107.10</td> <td>68.30</td> <td>38.80</td> <td>88.67</td> <td>34.77</td> <td>13.46</td> <td>29.80</td> <td>0.00</td> <td>100</td> <td>117</td> <td>PEAK</td> </tr> </tbody> </table>	Limit	Read	Ant	Cable	Preamp	Aux	APos	TPos	Freq	Level	Line	Margin	Level	Factor	Loss	Factor	MHz	dBuV/m	dBuV/m	dB	dBuV	dB/m	dB	dB	1	5700.00	107.10	68.30	38.80	88.67	34.77	13.46	29.80	0.00	100	117	PEAK
Limit	Read	Ant	Cable	Preamp	Aux	APos	TPos																																																																					
Freq	Level	Line	Margin	Level	Factor	Loss	Factor																																																																					
MHz	dBuV/m	dBuV/m	dB	dBuV	dB/m	dB	dB																																																																					
1	5760.03	59.56	68.30	-8.74	40.42	34.91	14.01	29.78	0.00	100	117	PEAK																																																																
Limit	Read	Ant	Cable	Preamp	Aux	APos	TPos																																																																					
Freq	Level	Line	Margin	Level	Factor	Loss	Factor																																																																					
MHz	dBuV/m	dBuV/m	dB	dBuV	dB/m	dB	dB																																																																					
1	5700.00	107.10	68.30	38.80	88.67	34.77	13.46	29.80	0.00	100	117	PEAK																																																																
Avg	Blank	<table border="1"> <thead> <tr> <th>Limit</th> <th>Read</th> <th>Ant</th> <th>Cable</th> <th>Preamp</th> <th>Aux</th> <th>APos</th> <th>TPos</th> </tr> <tr> <th>Freq</th> <th>Level</th> <th>Line</th> <th>Margin</th> <th>Level</th> <th>Factor</th> <th>Loss</th> <th>Factor</th> </tr> <tr> <th>MHz</th> <th>dBuV/m</th> <th>dBuV/m</th> <th>dB</th> <th>dBuV</th> <th>dB/m</th> <th>dB</th> <th>dB</th> </tr> </thead> <tbody> <tr> <td>1</td> <td>5700.00</td> <td>99.89</td> <td>68.30</td> <td>31.59</td> <td>81.46</td> <td>34.77</td> <td>13.46</td> <td>29.80</td> <td>0.00</td> <td>100</td> <td>117</td> <td>AVERAGE</td> </tr> </tbody> </table>	Limit	Read	Ant	Cable	Preamp	Aux	APos	TPos	Freq	Level	Line	Margin	Level	Factor	Loss	Factor	MHz	dBuV/m	dBuV/m	dB	dBuV	dB/m	dB	dB	1	5700.00	99.89	68.30	31.59	81.46	34.77	13.46	29.80	0.00	100	117	AVERAGE																																					
Limit	Read	Ant	Cable	Preamp	Aux	APos	TPos																																																																					
Freq	Level	Line	Margin	Level	Factor	Loss	Factor																																																																					
MHz	dBuV/m	dBuV/m	dB	dBuV	dB/m	dB	dB																																																																					
1	5700.00	99.89	68.30	31.59	81.46	34.77	13.46	29.80	0.00	100	117	AVERAGE																																																																



9																																																									
Band Edge																																																									
U-NII-2C_5.47-5.725_802.11a_CH140_5700MHz																																																									
Mode																																																									
Pol.	Vertical																																																								
Peak	<table border="1"> <thead> <tr> <th>Limit</th> <th>Read</th> <th>Ant</th> <th>Cable</th> <th>Preamp</th> <th>Aux</th> <th>APos</th> <th>TPos</th> </tr> <tr> <th>Freq</th> <th>Level</th> <th>Line</th> <th>Margin</th> <th>Level</th> <th>Factor</th> <th>Loss</th> <th>Factor</th> </tr> <tr> <th>MHz</th> <th>dBuV/m</th> <th>dBuV/m</th> <th>dB</th> <th>dBuV</th> <th>dB/m</th> <th>dB</th> <th>dB</th> </tr> </thead> <tbody> <tr> <td>1</td> <td>5754.64</td> <td>58.71</td> <td>68.30</td> <td>-9.59</td> <td>39.62</td> <td>34.90</td> <td>13.97</td> </tr> <tr> <td></td> <td></td> <td></td> <td></td> <td></td> <td>29.78</td> <td>0.00</td> <td>336</td> </tr> <tr> <td></td> <td></td> <td></td> <td></td> <td></td> <td></td> <td></td> <td>84</td> </tr> <tr> <td></td> <td></td> <td></td> <td></td> <td></td> <td></td> <td></td> <td>PEAK</td> </tr> </tbody> </table>	Limit	Read	Ant	Cable	Preamp	Aux	APos	TPos	Freq	Level	Line	Margin	Level	Factor	Loss	Factor	MHz	dBuV/m	dBuV/m	dB	dBuV	dB/m	dB	dB	1	5754.64	58.71	68.30	-9.59	39.62	34.90	13.97						29.78	0.00	336								84								PEAK
Limit	Read	Ant	Cable	Preamp	Aux	APos	TPos																																																		
Freq	Level	Line	Margin	Level	Factor	Loss	Factor																																																		
MHz	dBuV/m	dBuV/m	dB	dBuV	dB/m	dB	dB																																																		
1	5754.64	58.71	68.30	-9.59	39.62	34.90	13.97																																																		
					29.78	0.00	336																																																		
							84																																																		
							PEAK																																																		
Fundamental	<table border="1"> <thead> <tr> <th>Limit</th> <th>Read</th> <th>Ant</th> <th>Cable</th> <th>Preamp</th> <th>Aux</th> <th>APos</th> <th>TPos</th> </tr> <tr> <th>Freq</th> <th>Level</th> <th>Line</th> <th>Margin</th> <th>Level</th> <th>Factor</th> <th>Loss</th> <th>Factor</th> </tr> <tr> <th>MHz</th> <th>dBuV/m</th> <th>dBuV/m</th> <th>dB</th> <th>dBuV</th> <th>dB/m</th> <th>dB</th> <th>dB</th> </tr> </thead> <tbody> <tr> <td>1</td> <td>5700.00</td> <td>105.60</td> <td>68.30</td> <td>37.30</td> <td>87.17</td> <td>34.77</td> <td>13.46</td> </tr> <tr> <td></td> <td></td> <td></td> <td></td> <td></td> <td>29.80</td> <td>0.00</td> <td>336</td> </tr> <tr> <td></td> <td></td> <td></td> <td></td> <td></td> <td></td> <td></td> <td>84</td> </tr> <tr> <td></td> <td></td> <td></td> <td></td> <td></td> <td></td> <td></td> <td>PEAK</td> </tr> </tbody> </table>	Limit	Read	Ant	Cable	Preamp	Aux	APos	TPos	Freq	Level	Line	Margin	Level	Factor	Loss	Factor	MHz	dBuV/m	dBuV/m	dB	dBuV	dB/m	dB	dB	1	5700.00	105.60	68.30	37.30	87.17	34.77	13.46						29.80	0.00	336								84								PEAK
Limit	Read	Ant	Cable	Preamp	Aux	APos	TPos																																																		
Freq	Level	Line	Margin	Level	Factor	Loss	Factor																																																		
MHz	dBuV/m	dBuV/m	dB	dBuV	dB/m	dB	dB																																																		
1	5700.00	105.60	68.30	37.30	87.17	34.77	13.46																																																		
					29.80	0.00	336																																																		
							84																																																		
							PEAK																																																		
Avg	<p style="text-align: center;">Blank</p> <table border="1"> <thead> <tr> <th>Limit</th> <th>Read</th> <th>Ant</th> <th>Cable</th> <th>Preamp</th> <th>Aux</th> <th>APos</th> <th>TPos</th> </tr> <tr> <th>Freq</th> <th>Level</th> <th>Line</th> <th>Margin</th> <th>Level</th> <th>Factor</th> <th>Loss</th> <th>Factor</th> </tr> <tr> <th>MHz</th> <th>dBuV/m</th> <th>dBuV/m</th> <th>dB</th> <th>dBuV</th> <th>dB/m</th> <th>dB</th> <th>dB</th> </tr> </thead> <tbody> <tr> <td>1</td> <td>5700.00</td> <td>97.47</td> <td>68.30</td> <td>29.17</td> <td>79.00</td> <td>34.78</td> <td>13.49</td> </tr> <tr> <td></td> <td></td> <td></td> <td></td> <td></td> <td>29.80</td> <td>0.00</td> <td>336</td> </tr> <tr> <td></td> <td></td> <td></td> <td></td> <td></td> <td></td> <td></td> <td>84</td> </tr> <tr> <td></td> <td></td> <td></td> <td></td> <td></td> <td></td> <td></td> <td>AVERAGE</td> </tr> </tbody> </table>	Limit	Read	Ant	Cable	Preamp	Aux	APos	TPos	Freq	Level	Line	Margin	Level	Factor	Loss	Factor	MHz	dBuV/m	dBuV/m	dB	dBuV	dB/m	dB	dB	1	5700.00	97.47	68.30	29.17	79.00	34.78	13.49						29.80	0.00	336								84								AVERAGE
Limit	Read	Ant	Cable	Preamp	Aux	APos	TPos																																																		
Freq	Level	Line	Margin	Level	Factor	Loss	Factor																																																		
MHz	dBuV/m	dBuV/m	dB	dBuV	dB/m	dB	dB																																																		
1	5700.00	97.47	68.30	29.17	79.00	34.78	13.49																																																		
					29.80	0.00	336																																																		
							84																																																		
							AVERAGE																																																		



9																																										
Harmonic																																										
U-NII-2C_5.47-5.725_802.11a_CH140_5700MHz																																										
Pol.	Horizontal																																									
Peak Avg																																										
	<table border="1"> <thead> <tr> <th>Limit</th> <th>Read</th> <th>Ant</th> <th>Cable</th> <th>Preamp</th> <th>Aux</th> <th>APos</th> <th>TPos</th> <th></th> </tr> <tr> <th>Freq</th> <th>Level</th> <th>Line</th> <th>Margin</th> <th>Level</th> <th>Factor</th> <th>Loss</th> <th>Factor</th> <th>Factor</th> <th>Remark</th> </tr> <tr> <th>MHz</th> <th>dBuV/m</th> <th>dBuV/m</th> <th>dB</th> <th>dBuV</th> <th>dB/m</th> <th>dB</th> <th>dB</th> <th>dB</th> <th>cm</th> <th>deg</th> </tr> </thead> <tbody> <tr> <td>1 11400.00</td> <td>45.93</td> <td>74.00</td> <td>-28.07</td> <td>54.71</td> <td>38.34</td> <td>18.39</td> <td>65.51</td> <td>0.00</td> <td>300</td> <td>0 PEAK</td> </tr> </tbody> </table>	Limit	Read	Ant	Cable	Preamp	Aux	APos	TPos		Freq	Level	Line	Margin	Level	Factor	Loss	Factor	Factor	Remark	MHz	dBuV/m	dBuV/m	dB	dBuV	dB/m	dB	dB	dB	cm	deg	1 11400.00	45.93	74.00	-28.07	54.71	38.34	18.39	65.51	0.00	300	0 PEAK
Limit	Read	Ant	Cable	Preamp	Aux	APos	TPos																																			
Freq	Level	Line	Margin	Level	Factor	Loss	Factor	Factor	Remark																																	
MHz	dBuV/m	dBuV/m	dB	dBuV	dB/m	dB	dB	dB	cm	deg																																
1 11400.00	45.93	74.00	-28.07	54.71	38.34	18.39	65.51	0.00	300	0 PEAK																																
	Vertical																																									
	<table border="1"> <thead> <tr> <th>Limit</th> <th>Read</th> <th>Ant</th> <th>Cable</th> <th>Preamp</th> <th>Aux</th> <th>APos</th> <th>TPos</th> <th></th> </tr> <tr> <th>Freq</th> <th>Level</th> <th>Line</th> <th>Margin</th> <th>Level</th> <th>Factor</th> <th>Loss</th> <th>Factor</th> <th>Factor</th> <th>Remark</th> </tr> <tr> <th>MHz</th> <th>dBuV/m</th> <th>dBuV/m</th> <th>dB</th> <th>dBuV</th> <th>dB/m</th> <th>dB</th> <th>dB</th> <th>dB</th> <th>cm</th> <th>deg</th> </tr> </thead> <tbody> <tr> <td>1 11400.00</td> <td>46.98</td> <td>74.00</td> <td>-27.02</td> <td>55.76</td> <td>38.34</td> <td>18.39</td> <td>65.51</td> <td>0.00</td> <td>100</td> <td>0 PEAK</td> </tr> </tbody> </table>	Limit	Read	Ant	Cable	Preamp	Aux	APos	TPos		Freq	Level	Line	Margin	Level	Factor	Loss	Factor	Factor	Remark	MHz	dBuV/m	dBuV/m	dB	dBuV	dB/m	dB	dB	dB	cm	deg	1 11400.00	46.98	74.00	-27.02	55.76	38.34	18.39	65.51	0.00	100	0 PEAK
Limit	Read	Ant	Cable	Preamp	Aux	APos	TPos																																			
Freq	Level	Line	Margin	Level	Factor	Loss	Factor	Factor	Remark																																	
MHz	dBuV/m	dBuV/m	dB	dBuV	dB/m	dB	dB	dB	cm	deg																																
1 11400.00	46.98	74.00	-27.02	55.76	38.34	18.39	65.51	0.00	100	0 PEAK																																



Mode		10																																																																										
		Band Edge																																																																										
		U-NII-1_5.15-5.25_802.11ac VHT20_CH36_5180MHz																																																																										
Pol.	Horizontal	Fundamental																																																																										
Peak	<table border="1"> <thead> <tr> <th>Limit</th> <th>Read</th> <th>Ant</th> <th>Cable</th> <th>Preamp</th> <th>Aux</th> <th>APos</th> <th>TPos</th> </tr> <tr> <th>Freq</th> <th>Level</th> <th>Line</th> <th>Margin</th> <th>Level</th> <th>Factor</th> <th>Loss</th> <th>Factor</th> </tr> <tr> <th>MHz</th> <th>dBuV/m</th> <th>dBuV/m</th> <th>dB</th> <th>dBuV</th> <th>dB/m</th> <th>dB</th> <th>dB</th> </tr> </thead> <tbody> <tr> <td>1</td> <td>5135.45</td> <td>59.40</td> <td>74.00</td> <td>-14.60</td> <td>41.87</td> <td>34.37</td> <td>12.46</td> <td>29.30</td> <td>0.00</td> <td>100</td> <td>121</td> <td>PEAK</td> </tr> </tbody> </table>	Limit	Read	Ant	Cable	Preamp	Aux	APos	TPos	Freq	Level	Line	Margin	Level	Factor	Loss	Factor	MHz	dBuV/m	dBuV/m	dB	dBuV	dB/m	dB	dB	1	5135.45	59.40	74.00	-14.60	41.87	34.37	12.46	29.30	0.00	100	121	PEAK	<table border="1"> <thead> <tr> <th>Limit</th> <th>Read</th> <th>Ant</th> <th>Cable</th> <th>Preamp</th> <th>Aux</th> <th>APos</th> <th>TPos</th> </tr> <tr> <th>Freq</th> <th>Level</th> <th>Line</th> <th>Margin</th> <th>Level</th> <th>Factor</th> <th>Loss</th> <th>Factor</th> </tr> <tr> <th>MHz</th> <th>dBuV/m</th> <th>dBuV/m</th> <th>dB</th> <th>dBuV</th> <th>dB/m</th> <th>dB</th> <th>dB</th> </tr> </thead> <tbody> <tr> <td>1</td> <td>5180.00</td> <td>107.13</td> <td>68.30</td> <td>38.83</td> <td>89.48</td> <td>34.46</td> <td>12.53</td> <td>29.34</td> <td>0.00</td> <td>100</td> <td>121</td> <td>PEAK</td> </tr> </tbody> </table>	Limit	Read	Ant	Cable	Preamp	Aux	APos	TPos	Freq	Level	Line	Margin	Level	Factor	Loss	Factor	MHz	dBuV/m	dBuV/m	dB	dBuV	dB/m	dB	dB	1	5180.00	107.13	68.30	38.83	89.48	34.46	12.53	29.34	0.00	100	121	PEAK
	Limit	Read	Ant	Cable	Preamp	Aux	APos	TPos																																																																				
Freq	Level	Line	Margin	Level	Factor	Loss	Factor																																																																					
MHz	dBuV/m	dBuV/m	dB	dBuV	dB/m	dB	dB																																																																					
1	5135.45	59.40	74.00	-14.60	41.87	34.37	12.46	29.30	0.00	100	121	PEAK																																																																
Limit	Read	Ant	Cable	Preamp	Aux	APos	TPos																																																																					
Freq	Level	Line	Margin	Level	Factor	Loss	Factor																																																																					
MHz	dBuV/m	dBuV/m	dB	dBuV	dB/m	dB	dB																																																																					
1	5180.00	107.13	68.30	38.83	89.48	34.46	12.53	29.34	0.00	100	121	PEAK																																																																
Avg	<table border="1"> <thead> <tr> <th>Limit</th> <th>Read</th> <th>Ant</th> <th>Cable</th> <th>Preamp</th> <th>Aux</th> <th>APos</th> <th>TPos</th> </tr> <tr> <th>Freq</th> <th>Level</th> <th>Line</th> <th>Margin</th> <th>Level</th> <th>Factor</th> <th>Loss</th> <th>Factor</th> </tr> <tr> <th>MHz</th> <th>dBuV/m</th> <th>dBuV/m</th> <th>dB</th> <th>dBuV</th> <th>dB/m</th> <th>dB</th> <th>dB</th> </tr> </thead> <tbody> <tr> <td>1</td> <td>5100.81</td> <td>47.38</td> <td>54.00</td> <td>-6.62</td> <td>29.94</td> <td>34.30</td> <td>12.40</td> <td>29.26</td> <td>0.00</td> <td>100</td> <td>121</td> <td>AVERAGE</td> </tr> </tbody> </table>	Limit	Read	Ant	Cable	Preamp	Aux	APos	TPos	Freq	Level	Line	Margin	Level	Factor	Loss	Factor	MHz	dBuV/m	dBuV/m	dB	dBuV	dB/m	dB	dB	1	5100.81	47.38	54.00	-6.62	29.94	34.30	12.40	29.26	0.00	100	121	AVERAGE	<table border="1"> <thead> <tr> <th>Limit</th> <th>Read</th> <th>Ant</th> <th>Cable</th> <th>Preamp</th> <th>Aux</th> <th>APos</th> <th>TPos</th> </tr> <tr> <th>Freq</th> <th>Level</th> <th>Line</th> <th>Margin</th> <th>Level</th> <th>Factor</th> <th>Loss</th> <th>Factor</th> </tr> <tr> <th>MHz</th> <th>dBuV/m</th> <th>dBuV/m</th> <th>dB</th> <th>dBuV</th> <th>dB/m</th> <th>dB</th> <th>dB</th> </tr> </thead> <tbody> <tr> <td>1</td> <td>5180.00</td> <td>99.35</td> <td>68.30</td> <td>31.05</td> <td>81.70</td> <td>34.46</td> <td>12.53</td> <td>29.34</td> <td>0.00</td> <td>100</td> <td>121</td> <td>AVERAGE</td> </tr> </tbody> </table>	Limit	Read	Ant	Cable	Preamp	Aux	APos	TPos	Freq	Level	Line	Margin	Level	Factor	Loss	Factor	MHz	dBuV/m	dBuV/m	dB	dBuV	dB/m	dB	dB	1	5180.00	99.35	68.30	31.05	81.70	34.46	12.53	29.34	0.00	100	121	AVERAGE
Limit	Read	Ant	Cable	Preamp	Aux	APos	TPos																																																																					
Freq	Level	Line	Margin	Level	Factor	Loss	Factor																																																																					
MHz	dBuV/m	dBuV/m	dB	dBuV	dB/m	dB	dB																																																																					
1	5100.81	47.38	54.00	-6.62	29.94	34.30	12.40	29.26	0.00	100	121	AVERAGE																																																																
Limit	Read	Ant	Cable	Preamp	Aux	APos	TPos																																																																					
Freq	Level	Line	Margin	Level	Factor	Loss	Factor																																																																					
MHz	dBuV/m	dBuV/m	dB	dBuV	dB/m	dB	dB																																																																					
1	5180.00	99.35	68.30	31.05	81.70	34.46	12.53	29.34	0.00	100	121	AVERAGE																																																																



		10																																																																										
Mode	Band Edge																																																																											
	U-NII-1_5.15-5.25_802.11ac VHT20_CH36_5180MHz																																																																											
Pol.	Vertical	Fundamental																																																																										
Peak	<table border="1"> <thead> <tr> <th>Limit</th> <th>Read</th> <th>Ant</th> <th>Cable</th> <th>Preamp</th> <th>Aux</th> <th>APos</th> <th>TPos</th> </tr> <tr> <th>Freq</th> <th>Level</th> <th>Line</th> <th>Margin</th> <th>Level</th> <th>Factor</th> <th>Loss</th> <th>Factor</th> </tr> <tr> <th>MHz</th> <th>dBuV/m</th> <th>dBuV/m</th> <th>dB</th> <th>dBuV</th> <th>dB/m</th> <th>dB</th> <th>dB</th> </tr> </thead> <tbody> <tr> <td>1</td> <td>5124.75</td> <td>59.02</td> <td>74.00</td> <td>-14.98</td> <td>41.51</td> <td>34.35</td> <td>12.44</td> <td>29.28</td> <td>0.00</td> <td>100</td> <td>87</td> <td>PEAK</td> </tr> </tbody> </table>	Limit	Read	Ant	Cable	Preamp	Aux	APos	TPos	Freq	Level	Line	Margin	Level	Factor	Loss	Factor	MHz	dBuV/m	dBuV/m	dB	dBuV	dB/m	dB	dB	1	5124.75	59.02	74.00	-14.98	41.51	34.35	12.44	29.28	0.00	100	87	PEAK	<table border="1"> <thead> <tr> <th>Limit</th> <th>Read</th> <th>Ant</th> <th>Cable</th> <th>Preamp</th> <th>Aux</th> <th>APos</th> <th>TPos</th> </tr> <tr> <th>Freq</th> <th>Level</th> <th>Line</th> <th>Margin</th> <th>Level</th> <th>Factor</th> <th>Loss</th> <th>Factor</th> </tr> <tr> <th>MHz</th> <th>dBuV/m</th> <th>dBuV/m</th> <th>dB</th> <th>dBuV</th> <th>dB/m</th> <th>dB</th> <th>dB</th> </tr> </thead> <tbody> <tr> <td>1</td> <td>5180.00</td> <td>103.07</td> <td>68.30</td> <td>34.77</td> <td>85.43</td> <td>34.45</td> <td>12.52</td> <td>29.33</td> <td>0.00</td> <td>100</td> <td>87</td> <td>PEAK</td> </tr> </tbody> </table>	Limit	Read	Ant	Cable	Preamp	Aux	APos	TPos	Freq	Level	Line	Margin	Level	Factor	Loss	Factor	MHz	dBuV/m	dBuV/m	dB	dBuV	dB/m	dB	dB	1	5180.00	103.07	68.30	34.77	85.43	34.45	12.52	29.33	0.00	100	87	PEAK
	Limit	Read	Ant	Cable	Preamp	Aux	APos	TPos																																																																				
Freq	Level	Line	Margin	Level	Factor	Loss	Factor																																																																					
MHz	dBuV/m	dBuV/m	dB	dBuV	dB/m	dB	dB																																																																					
1	5124.75	59.02	74.00	-14.98	41.51	34.35	12.44	29.28	0.00	100	87	PEAK																																																																
Limit	Read	Ant	Cable	Preamp	Aux	APos	TPos																																																																					
Freq	Level	Line	Margin	Level	Factor	Loss	Factor																																																																					
MHz	dBuV/m	dBuV/m	dB	dBuV	dB/m	dB	dB																																																																					
1	5180.00	103.07	68.30	34.77	85.43	34.45	12.52	29.33	0.00	100	87	PEAK																																																																
Avg	<table border="1"> <thead> <tr> <th>Limit</th> <th>Read</th> <th>Ant</th> <th>Cable</th> <th>Preamp</th> <th>Aux</th> <th>APos</th> <th>TPos</th> </tr> <tr> <th>Freq</th> <th>Level</th> <th>Line</th> <th>Margin</th> <th>Level</th> <th>Factor</th> <th>Loss</th> <th>Factor</th> </tr> <tr> <th>MHz</th> <th>dBuV/m</th> <th>dBuV/m</th> <th>dB</th> <th>dBuV</th> <th>dB/m</th> <th>dB</th> <th>dB</th> </tr> </thead> <tbody> <tr> <td>1</td> <td>5180.04</td> <td>47.27</td> <td>54.00</td> <td>-6.73</td> <td>29.83</td> <td>34.30</td> <td>12.40</td> <td>29.26</td> <td>0.00</td> <td>100</td> <td>87</td> <td>AVERAGE</td> </tr> </tbody> </table>	Limit	Read	Ant	Cable	Preamp	Aux	APos	TPos	Freq	Level	Line	Margin	Level	Factor	Loss	Factor	MHz	dBuV/m	dBuV/m	dB	dBuV	dB/m	dB	dB	1	5180.04	47.27	54.00	-6.73	29.83	34.30	12.40	29.26	0.00	100	87	AVERAGE	<table border="1"> <thead> <tr> <th>Limit</th> <th>Read</th> <th>Ant</th> <th>Cable</th> <th>Preamp</th> <th>Aux</th> <th>APos</th> <th>TPos</th> </tr> <tr> <th>Freq</th> <th>Level</th> <th>Line</th> <th>Margin</th> <th>Level</th> <th>Factor</th> <th>Loss</th> <th>Factor</th> </tr> <tr> <th>MHz</th> <th>dBuV/m</th> <th>dBuV/m</th> <th>dB</th> <th>dBuV</th> <th>dB/m</th> <th>dB</th> <th>dB</th> </tr> </thead> <tbody> <tr> <td>1</td> <td>5180.00</td> <td>96.50</td> <td>68.30</td> <td>28.20</td> <td>78.86</td> <td>34.45</td> <td>12.53</td> <td>29.34</td> <td>0.00</td> <td>100</td> <td>87</td> <td>AVERAGE</td> </tr> </tbody> </table>	Limit	Read	Ant	Cable	Preamp	Aux	APos	TPos	Freq	Level	Line	Margin	Level	Factor	Loss	Factor	MHz	dBuV/m	dBuV/m	dB	dBuV	dB/m	dB	dB	1	5180.00	96.50	68.30	28.20	78.86	34.45	12.53	29.34	0.00	100	87	AVERAGE
Limit	Read	Ant	Cable	Preamp	Aux	APos	TPos																																																																					
Freq	Level	Line	Margin	Level	Factor	Loss	Factor																																																																					
MHz	dBuV/m	dBuV/m	dB	dBuV	dB/m	dB	dB																																																																					
1	5180.04	47.27	54.00	-6.73	29.83	34.30	12.40	29.26	0.00	100	87	AVERAGE																																																																
Limit	Read	Ant	Cable	Preamp	Aux	APos	TPos																																																																					
Freq	Level	Line	Margin	Level	Factor	Loss	Factor																																																																					
MHz	dBuV/m	dBuV/m	dB	dBuV	dB/m	dB	dB																																																																					
1	5180.00	96.50	68.30	28.20	78.86	34.45	12.53	29.34	0.00	100	87	AVERAGE																																																																



Mode	10																																																																																					
	Harmonic																																																																																					
	U-NII-1_5.15-5.25_802.11ac VHT20_CH36_5180MHz																																																																																					
Pol.	Horizontal	Vertical																																																																																				
Peak Avg	<table border="1"> <thead> <tr> <th>Limit</th> <th>Read</th> <th>Ant</th> <th>Cable</th> <th>Preamp</th> <th>Aux</th> <th>APos</th> <th>TPos</th> </tr> <tr> <th>Freq</th> <th>Level</th> <th>Line</th> <th>Margin</th> <th>Level</th> <th>Factor</th> <th>Loss</th> <th>Factor</th> <th>Factor</th> <th>Remark</th> </tr> <tr> <th>MHz</th> <th>dBuV/m</th> <th>dBuV/m</th> <th>dB</th> <th>dBuV</th> <th>dB/m</th> <th>dB</th> <th>dB</th> <th>dB</th> <th>cm</th> <th>deg</th> </tr> </thead> <tbody> <tr> <td>1</td> <td>10360.00</td> <td>43.67</td> <td>68.30</td> <td>-24.63</td> <td>55.19</td> <td>37.40</td> <td>17.56</td> <td>66.48</td> <td>0.00</td> <td>300</td> <td>0</td> <td>PEAK</td> </tr> </tbody> </table>	Limit	Read	Ant	Cable	Preamp	Aux	APos	TPos	Freq	Level	Line	Margin	Level	Factor	Loss	Factor	Factor	Remark	MHz	dBuV/m	dBuV/m	dB	dBuV	dB/m	dB	dB	dB	cm	deg	1	10360.00	43.67	68.30	-24.63	55.19	37.40	17.56	66.48	0.00	300	0	PEAK	<table border="1"> <thead> <tr> <th>Limit</th> <th>Read</th> <th>Ant</th> <th>Cable</th> <th>Preamp</th> <th>Aux</th> <th>APos</th> <th>TPos</th> </tr> <tr> <th>Freq</th> <th>Level</th> <th>Line</th> <th>Margin</th> <th>Level</th> <th>Factor</th> <th>Loss</th> <th>Factor</th> <th>Factor</th> <th>Remark</th> </tr> <tr> <th>MHz</th> <th>dBuV/m</th> <th>dBuV/m</th> <th>dB</th> <th>dBuV</th> <th>dB/m</th> <th>dB</th> <th>dB</th> <th>dB</th> <th>cm</th> <th>deg</th> </tr> </thead> <tbody> <tr> <td>1</td> <td>10360.00</td> <td>43.88</td> <td>68.30</td> <td>-24.42</td> <td>55.40</td> <td>37.40</td> <td>17.56</td> <td>66.48</td> <td>0.00</td> <td>100</td> <td>0</td> <td>PEAK</td> </tr> </tbody> </table>	Limit	Read	Ant	Cable	Preamp	Aux	APos	TPos	Freq	Level	Line	Margin	Level	Factor	Loss	Factor	Factor	Remark	MHz	dBuV/m	dBuV/m	dB	dBuV	dB/m	dB	dB	dB	cm	deg	1	10360.00	43.88	68.30	-24.42	55.40	37.40	17.56	66.48	0.00	100	0	PEAK
Limit	Read	Ant	Cable	Preamp	Aux	APos	TPos																																																																															
Freq	Level	Line	Margin	Level	Factor	Loss	Factor	Factor	Remark																																																																													
MHz	dBuV/m	dBuV/m	dB	dBuV	dB/m	dB	dB	dB	cm	deg																																																																												
1	10360.00	43.67	68.30	-24.63	55.19	37.40	17.56	66.48	0.00	300	0	PEAK																																																																										
Limit	Read	Ant	Cable	Preamp	Aux	APos	TPos																																																																															
Freq	Level	Line	Margin	Level	Factor	Loss	Factor	Factor	Remark																																																																													
MHz	dBuV/m	dBuV/m	dB	dBuV	dB/m	dB	dB	dB	cm	deg																																																																												
1	10360.00	43.88	68.30	-24.42	55.40	37.40	17.56	66.48	0.00	100	0	PEAK																																																																										



Mode	11																																																																					
	Harmonic																																																																					
	U-NII-1_5.15-5.25_802.11ac VHT20_CH44_5220MHz																																																																					
Pol.	Horizontal	Vertical																																																																				
Peak Avg	<table border="1"> <thead> <tr> <th>Limit</th> <th>Read</th> <th>Ant</th> <th>Cable</th> <th>Preamp</th> <th>Aux</th> <th>APos</th> <th>TPos</th> </tr> <tr> <th>Freq</th> <th>Level</th> <th>Line</th> <th>Margin</th> <th>Level</th> <th>Factor</th> <th>Loss</th> <th>Factor</th> <th>Factor</th> <th>Factor</th> <th>cm</th> <th>deg</th> <th>Remark</th> </tr> </thead> <tbody> <tr> <td>1</td> <td>10440.00</td> <td>44.87</td> <td>68.30</td> <td>-23.43</td> <td>56.16</td> <td>37.48</td> <td>17.62</td> <td>66.39</td> <td>0.00</td> <td>300</td> <td>0</td> <td>PEAK</td> </tr> </tbody> </table>	Limit	Read	Ant	Cable	Preamp	Aux	APos	TPos	Freq	Level	Line	Margin	Level	Factor	Loss	Factor	Factor	Factor	cm	deg	Remark	1	10440.00	44.87	68.30	-23.43	56.16	37.48	17.62	66.39	0.00	300	0	PEAK	<table border="1"> <thead> <tr> <th>Limit</th> <th>Read</th> <th>Ant</th> <th>Cable</th> <th>Preamp</th> <th>Aux</th> <th>APos</th> <th>TPos</th> </tr> <tr> <th>Freq</th> <th>Level</th> <th>Line</th> <th>Margin</th> <th>Level</th> <th>Factor</th> <th>Loss</th> <th>Factor</th> <th>Factor</th> <th>Factor</th> <th>cm</th> <th>deg</th> <th>Remark</th> </tr> </thead> <tbody> <tr> <td>1</td> <td>10440.00</td> <td>45.32</td> <td>68.30</td> <td>-22.98</td> <td>56.61</td> <td>37.48</td> <td>17.62</td> <td>66.39</td> <td>0.00</td> <td>100</td> <td>0</td> <td>PEAK</td> </tr> </tbody> </table>	Limit	Read	Ant	Cable	Preamp	Aux	APos	TPos	Freq	Level	Line	Margin	Level	Factor	Loss	Factor	Factor	Factor	cm	deg	Remark	1	10440.00	45.32	68.30	-22.98	56.61	37.48	17.62	66.39	0.00	100	0	PEAK
Limit	Read	Ant	Cable	Preamp	Aux	APos	TPos																																																															
Freq	Level	Line	Margin	Level	Factor	Loss	Factor	Factor	Factor	cm	deg	Remark																																																										
1	10440.00	44.87	68.30	-23.43	56.16	37.48	17.62	66.39	0.00	300	0	PEAK																																																										
Limit	Read	Ant	Cable	Preamp	Aux	APos	TPos																																																															
Freq	Level	Line	Margin	Level	Factor	Loss	Factor	Factor	Factor	cm	deg	Remark																																																										
1	10440.00	45.32	68.30	-22.98	56.61	37.48	17.62	66.39	0.00	100	0	PEAK																																																										



Mode	12																																																																	
	Harmonic																																																																	
	U-NII-1_5.15-5.25_802.11ac VHT20_CH48_5240MHz																																																																	
Pol.	Horizontal	Vertical																																																																
Peak Avg	<table border="1"> <thead> <tr> <th>Limit</th> <th>Read</th> <th>Ant</th> <th>Cable</th> <th>Preamp</th> <th>Aux</th> <th>APos</th> <th>TPos</th> </tr> <tr> <th>Freq Level Line Margin Level Factor Loss Factor Factor</th> <th colspan="7">Remark</th> </tr> <tr> <th>NHz dBuV/m dBuV/m dB dBuV dB/m dB dB dB cm deg</th> <th colspan="7"></th> </tr> </thead> <tbody> <tr> <td>1 10480.00 44.30 68.30 -24.00 55.46 37.53 17.65 66.34 0.00 300 0 PEAK</td> <td colspan="7"></td> </tr> </tbody> </table>	Limit	Read	Ant	Cable	Preamp	Aux	APos	TPos	Freq Level Line Margin Level Factor Loss Factor Factor	Remark							NHz dBuV/m dBuV/m dB dBuV dB/m dB dB dB cm deg								1 10480.00 44.30 68.30 -24.00 55.46 37.53 17.65 66.34 0.00 300 0 PEAK								<table border="1"> <thead> <tr> <th>Limit</th> <th>Read</th> <th>Ant</th> <th>Cable</th> <th>Preamp</th> <th>Aux</th> <th>APos</th> <th>TPos</th> </tr> <tr> <th>Freq Level Line Margin Level Factor Loss Factor Factor</th> <th colspan="7">Remark</th> </tr> <tr> <th>NHz dBuV/m dBuV/m dB dBuV dB/m dB dB dB cm deg</th> <th colspan="7"></th> </tr> </thead> <tbody> <tr> <td>1 10480.00 46.01 68.30 -22.29 57.17 37.53 17.65 66.34 0.00 100 0 PEAK</td> <td colspan="7"></td> </tr> </tbody> </table>	Limit	Read	Ant	Cable	Preamp	Aux	APos	TPos	Freq Level Line Margin Level Factor Loss Factor Factor	Remark							NHz dBuV/m dBuV/m dB dBuV dB/m dB dB dB cm deg								1 10480.00 46.01 68.30 -22.29 57.17 37.53 17.65 66.34 0.00 100 0 PEAK							
Limit	Read	Ant	Cable	Preamp	Aux	APos	TPos																																																											
Freq Level Line Margin Level Factor Loss Factor Factor	Remark																																																																	
NHz dBuV/m dBuV/m dB dBuV dB/m dB dB dB cm deg																																																																		
1 10480.00 44.30 68.30 -24.00 55.46 37.53 17.65 66.34 0.00 300 0 PEAK																																																																		
Limit	Read	Ant	Cable	Preamp	Aux	APos	TPos																																																											
Freq Level Line Margin Level Factor Loss Factor Factor	Remark																																																																	
NHz dBuV/m dBuV/m dB dBuV dB/m dB dB dB cm deg																																																																		
1 10480.00 46.01 68.30 -22.29 57.17 37.53 17.65 66.34 0.00 100 0 PEAK																																																																		



Mode	13																																																																																															
	Harmonic																																																																																															
	U-NII-2A_5.25-5.35_802.11ac VHT20_CH52_5260MHz																																																																																															
Pol.	Horizontal	Vertical																																																																																														
Peak Avg	<table border="1"> <thead> <tr> <th>Limit</th> <th>Read</th> <th>Ant</th> <th>Cable</th> <th>Preamp</th> <th>Aux</th> <th>APos</th> <th>TPos</th> </tr> <tr> <th>Freq</th> <th>Level</th> <th>Line</th> <th>Margin</th> <th>Level</th> <th>Factor</th> <th>Loss</th> <th>Factor</th> <th>Factor</th> <th>Factor</th> <th>cm</th> <th>deg</th> <th>Remark</th> </tr> <tr> <th>MHz</th> <th>dBuV/m</th> <th>dBuV/m</th> <th>dB</th> <th>dBuV</th> <th>dB/m</th> <th>dB</th> <th>dB</th> <th>dB</th> <th>dB</th> <th>cm</th> <th>deg</th> <th>PEAK</th> </tr> </thead> <tbody> <tr> <td>1 10520.00</td> <td>44.29</td> <td>68.30</td> <td>-24.01</td> <td>55.32</td> <td>37.57</td> <td>17.69</td> <td>66.29</td> <td>0.00</td> <td>300</td> <td></td> <td></td> <td></td> </tr> </tbody> </table>	Limit	Read	Ant	Cable	Preamp	Aux	APos	TPos	Freq	Level	Line	Margin	Level	Factor	Loss	Factor	Factor	Factor	cm	deg	Remark	MHz	dBuV/m	dBuV/m	dB	dBuV	dB/m	dB	dB	dB	dB	cm	deg	PEAK	1 10520.00	44.29	68.30	-24.01	55.32	37.57	17.69	66.29	0.00	300				<table border="1"> <thead> <tr> <th>Limit</th> <th>Read</th> <th>Ant</th> <th>Cable</th> <th>Preamp</th> <th>Aux</th> <th>APos</th> <th>TPos</th> </tr> <tr> <th>Freq</th> <th>Level</th> <th>Line</th> <th>Margin</th> <th>Level</th> <th>Factor</th> <th>Loss</th> <th>Factor</th> <th>Factor</th> <th>Factor</th> <th>cm</th> <th>deg</th> <th>Remark</th> </tr> <tr> <th>MHz</th> <th>dBuV/m</th> <th>dBuV/m</th> <th>dB</th> <th>dBuV</th> <th>dB/m</th> <th>dB</th> <th>dB</th> <th>dB</th> <th>dB</th> <th>cm</th> <th>deg</th> <th>PEAK</th> </tr> </thead> <tbody> <tr> <td>1 10520.00</td> <td>44.90</td> <td>68.30</td> <td>-23.40</td> <td>55.93</td> <td>37.57</td> <td>17.69</td> <td>66.29</td> <td>0.00</td> <td>100</td> <td></td> <td></td> <td></td> </tr> </tbody> </table>	Limit	Read	Ant	Cable	Preamp	Aux	APos	TPos	Freq	Level	Line	Margin	Level	Factor	Loss	Factor	Factor	Factor	cm	deg	Remark	MHz	dBuV/m	dBuV/m	dB	dBuV	dB/m	dB	dB	dB	dB	cm	deg	PEAK	1 10520.00	44.90	68.30	-23.40	55.93	37.57	17.69	66.29	0.00	100			
Limit	Read	Ant	Cable	Preamp	Aux	APos	TPos																																																																																									
Freq	Level	Line	Margin	Level	Factor	Loss	Factor	Factor	Factor	cm	deg	Remark																																																																																				
MHz	dBuV/m	dBuV/m	dB	dBuV	dB/m	dB	dB	dB	dB	cm	deg	PEAK																																																																																				
1 10520.00	44.29	68.30	-24.01	55.32	37.57	17.69	66.29	0.00	300																																																																																							
Limit	Read	Ant	Cable	Preamp	Aux	APos	TPos																																																																																									
Freq	Level	Line	Margin	Level	Factor	Loss	Factor	Factor	Factor	cm	deg	Remark																																																																																				
MHz	dBuV/m	dBuV/m	dB	dBuV	dB/m	dB	dB	dB	dB	cm	deg	PEAK																																																																																				
1 10520.00	44.90	68.30	-23.40	55.93	37.57	17.69	66.29	0.00	100																																																																																							



Mode	14																																																																																																	
	Harmonic																																																																																																	
	U-NII-2A_5.25-5.35_802.11ac VHT20_CH60_5300MHz																																																																																																	
Pol.	Horizontal	Vertical																																																																																																
Peak Avg	<table border="1"> <thead> <tr> <th>Limit</th> <th>Read</th> <th>Ant</th> <th>Cable</th> <th>Preamp</th> <th>Aux</th> <th>APos</th> <th>TPos</th> </tr> <tr> <th>Freq</th> <th>Level</th> <th>Line</th> <th>Margin</th> <th>Level</th> <th>Factor</th> <th>Loss</th> <th>Factor</th> </tr> <tr> <th>MHz</th> <th>dBuV/m</th> <th>dBuV/m</th> <th>dB</th> <th>dBuV</th> <th>dB/m</th> <th>dB</th> <th>dB</th> </tr> </thead> <tbody> <tr> <td>1 10600.00</td> <td>44.59</td> <td>74.00</td> <td>-29.41</td> <td>55.38</td> <td>37.66</td> <td>17.75</td> <td>66.20</td> </tr> <tr> <td></td> <td></td> <td></td> <td></td> <td></td> <td></td> <td>0.00</td> <td>300</td> </tr> <tr> <td></td> <td></td> <td></td> <td></td> <td></td> <td></td> <td></td> <td>0 PEAK</td> </tr> </tbody> </table>	Limit	Read	Ant	Cable	Preamp	Aux	APos	TPos	Freq	Level	Line	Margin	Level	Factor	Loss	Factor	MHz	dBuV/m	dBuV/m	dB	dBuV	dB/m	dB	dB	1 10600.00	44.59	74.00	-29.41	55.38	37.66	17.75	66.20							0.00	300								0 PEAK	<table border="1"> <thead> <tr> <th>Limit</th> <th>Read</th> <th>Ant</th> <th>Cable</th> <th>Preamp</th> <th>Aux</th> <th>APos</th> <th>TPos</th> </tr> <tr> <th>Freq</th> <th>Level</th> <th>Line</th> <th>Margin</th> <th>Level</th> <th>Factor</th> <th>Loss</th> <th>Factor</th> </tr> <tr> <th>MHz</th> <th>dBuV/m</th> <th>dBuV/m</th> <th>dB</th> <th>dBuV</th> <th>dB/m</th> <th>dB</th> <th>dB</th> </tr> </thead> <tbody> <tr> <td>1 10600.00</td> <td>45.12</td> <td>74.00</td> <td>-28.88</td> <td>55.91</td> <td>37.66</td> <td>17.75</td> <td>66.20</td> </tr> <tr> <td></td> <td></td> <td></td> <td></td> <td></td> <td></td> <td>0.00</td> <td>100</td> </tr> <tr> <td></td> <td></td> <td></td> <td></td> <td></td> <td></td> <td></td> <td>0 PEAK</td> </tr> </tbody> </table>	Limit	Read	Ant	Cable	Preamp	Aux	APos	TPos	Freq	Level	Line	Margin	Level	Factor	Loss	Factor	MHz	dBuV/m	dBuV/m	dB	dBuV	dB/m	dB	dB	1 10600.00	45.12	74.00	-28.88	55.91	37.66	17.75	66.20							0.00	100								0 PEAK
Limit	Read	Ant	Cable	Preamp	Aux	APos	TPos																																																																																											
Freq	Level	Line	Margin	Level	Factor	Loss	Factor																																																																																											
MHz	dBuV/m	dBuV/m	dB	dBuV	dB/m	dB	dB																																																																																											
1 10600.00	44.59	74.00	-29.41	55.38	37.66	17.75	66.20																																																																																											
						0.00	300																																																																																											
							0 PEAK																																																																																											
Limit	Read	Ant	Cable	Preamp	Aux	APos	TPos																																																																																											
Freq	Level	Line	Margin	Level	Factor	Loss	Factor																																																																																											
MHz	dBuV/m	dBuV/m	dB	dBuV	dB/m	dB	dB																																																																																											
1 10600.00	45.12	74.00	-28.88	55.91	37.66	17.75	66.20																																																																																											
						0.00	100																																																																																											
							0 PEAK																																																																																											



		15																																																																																									
Mode	Band Edge																																																																																										
	U-NII-2A_5.25-5.35_802.11ac VHT20_CH64_5320MHz																																																																																										
Pol.	Horizontal		Fundamental																																																																																								
Peak	<p>Level (dBuV/m) vs Frequency (MHz). The plot shows a blue signal line starting at ~113.8 dBuV/m at 5320 MHz and dropping to ~48.8 dBuV/m by 5376 MHz. A red limit line is at 65.0 dBuV/m. A vertical blue line is at 5376 MHz.</p>		<p>Level (dBuV/m) vs Frequency (MHz). The plot shows a blue signal line with a sharp peak at ~5376 MHz reaching ~113.8 dBuV/m. A red limit line is at 65.0 dBuV/m. A vertical blue line is at 5376 MHz.</p>																																																																																								
	<table border="1"> <thead> <tr> <th>Limit</th> <th>Read</th> <th>Ant</th> <th>Cable</th> <th>Preamp</th> <th>Aux</th> <th>APos</th> <th>TPos</th> <th colspan="2"></th> </tr> <tr> <th>Freq</th> <th>Level</th> <th>Line</th> <th>Margin</th> <th>Level</th> <th>Factor</th> <th>Loss</th> <th>Factor</th> <th>Factor</th> <th>Remark</th> </tr> <tr> <th>MHz</th> <th>dBuV/m</th> <th>dBuV/m</th> <th>dB</th> <th>dBuV</th> <th>dB/m</th> <th>dB</th> <th>dB</th> <th>dB</th> <th>cm</th> <th>deg</th> </tr> </thead> <tbody> <tr> <td>1</td> <td>5376.22</td> <td>58.81</td> <td>74.00</td> <td>-15.19</td> <td>40.91</td> <td>34.50</td> <td>12.95</td> <td>29.55</td> <td>0.00</td> <td>100</td> <td>121</td> <td>PEAK</td> </tr> </tbody> </table>		Limit	Read	Ant	Cable	Preamp	Aux	APos	TPos			Freq	Level	Line	Margin	Level	Factor	Loss	Factor	Factor	Remark	MHz	dBuV/m	dBuV/m	dB	dBuV	dB/m	dB	dB	dB	cm	deg	1	5376.22	58.81	74.00	-15.19	40.91	34.50	12.95	29.55	0.00	100	121	PEAK	<table border="1"> <thead> <tr> <th>Limit</th> <th>Read</th> <th>Ant</th> <th>Cable</th> <th>Preamp</th> <th>Aux</th> <th>APos</th> <th>TPos</th> <th colspan="2"></th> </tr> <tr> <th>Freq</th> <th>Level</th> <th>Line</th> <th>Margin</th> <th>Level</th> <th>Factor</th> <th>Loss</th> <th>Factor</th> <th>Factor</th> <th>Remark</th> </tr> <tr> <th>MHz</th> <th>dBuV/m</th> <th>dBuV/m</th> <th>dB</th> <th>dBuV</th> <th>dB/m</th> <th>dB</th> <th>dB</th> <th>dB</th> <th>cm</th> <th>deg</th> </tr> </thead> <tbody> <tr> <td>1</td> <td>5320.00</td> <td>108.49</td> <td>68.30</td> <td>40.19</td> <td>90.70</td> <td>34.50</td> <td>12.78</td> <td>29.49</td> <td>0.00</td> <td>100</td> <td>121</td> <td>PEAK</td> </tr> </tbody> </table>		Limit	Read	Ant	Cable	Preamp	Aux	APos	TPos			Freq	Level	Line	Margin	Level	Factor	Loss	Factor	Factor	Remark	MHz	dBuV/m	dBuV/m	dB	dBuV	dB/m	dB	dB	dB	cm	deg	1	5320.00	108.49	68.30	40.19	90.70	34.50	12.78	29.49	0.00	100	121
Limit	Read	Ant	Cable	Preamp	Aux	APos	TPos																																																																																				
Freq	Level	Line	Margin	Level	Factor	Loss	Factor	Factor	Remark																																																																																		
MHz	dBuV/m	dBuV/m	dB	dBuV	dB/m	dB	dB	dB	cm	deg																																																																																	
1	5376.22	58.81	74.00	-15.19	40.91	34.50	12.95	29.55	0.00	100	121	PEAK																																																																															
Limit	Read	Ant	Cable	Preamp	Aux	APos	TPos																																																																																				
Freq	Level	Line	Margin	Level	Factor	Loss	Factor	Factor	Remark																																																																																		
MHz	dBuV/m	dBuV/m	dB	dBuV	dB/m	dB	dB	dB	cm	deg																																																																																	
1	5320.00	108.49	68.30	40.19	90.70	34.50	12.78	29.49	0.00	100	121	PEAK																																																																															
Avg	<p>Level (dBuV/m) vs Frequency (MHz). The plot shows a blue signal line starting at ~97.5 dBuV/m at 5320 MHz and dropping to ~48.8 dBuV/m by 5376 MHz. A red limit line is at 65.0 dBuV/m. A vertical blue line is at 5376 MHz.</p>		<p>Level (dBuV/m) vs Frequency (MHz). The plot shows a blue signal line with a sharp peak at ~5376 MHz reaching ~113.8 dBuV/m. A red limit line is at 65.0 dBuV/m. A vertical blue line is at 5376 MHz.</p>																																																																																								
	<table border="1"> <thead> <tr> <th>Limit</th> <th>Read</th> <th>Ant</th> <th>Cable</th> <th>Preamp</th> <th>Aux</th> <th>APos</th> <th>TPos</th> <th colspan="2"></th> </tr> <tr> <th>Freq</th> <th>Level</th> <th>Line</th> <th>Margin</th> <th>Level</th> <th>Factor</th> <th>Loss</th> <th>Factor</th> <th>Factor</th> <th>Remark</th> </tr> <tr> <th>MHz</th> <th>dBuV/m</th> <th>dBuV/m</th> <th>dB</th> <th>dBuV</th> <th>dB/m</th> <th>dB</th> <th>dB</th> <th>dB</th> <th>cm</th> <th>deg</th> </tr> </thead> <tbody> <tr> <td>1</td> <td>5366.14</td> <td>47.60</td> <td>54.00</td> <td>-6.40</td> <td>29.72</td> <td>34.50</td> <td>12.92</td> <td>29.54</td> <td>0.00</td> <td>100</td> <td>121</td> <td>AVERAGE</td> </tr> </tbody> </table>		Limit	Read	Ant	Cable	Preamp	Aux	APos	TPos			Freq	Level	Line	Margin	Level	Factor	Loss	Factor	Factor	Remark	MHz	dBuV/m	dBuV/m	dB	dBuV	dB/m	dB	dB	dB	cm	deg	1	5366.14	47.60	54.00	-6.40	29.72	34.50	12.92	29.54	0.00	100	121	AVERAGE	<table border="1"> <thead> <tr> <th>Limit</th> <th>Read</th> <th>Ant</th> <th>Cable</th> <th>Preamp</th> <th>Aux</th> <th>APos</th> <th>TPos</th> <th colspan="2"></th> </tr> <tr> <th>Freq</th> <th>Level</th> <th>Line</th> <th>Margin</th> <th>Level</th> <th>Factor</th> <th>Loss</th> <th>Factor</th> <th>Factor</th> <th>Remark</th> </tr> <tr> <th>MHz</th> <th>dBuV/m</th> <th>dBuV/m</th> <th>dB</th> <th>dBuV</th> <th>dB/m</th> <th>dB</th> <th>dB</th> <th>dB</th> <th>cm</th> <th>deg</th> </tr> </thead> <tbody> <tr> <td>1</td> <td>5320.00</td> <td>99.49</td> <td>68.30</td> <td>31.19</td> <td>81.71</td> <td>34.50</td> <td>12.77</td> <td>29.49</td> <td>0.00</td> <td>100</td> <td>121</td> <td>AVERAGE</td> </tr> </tbody> </table>		Limit	Read	Ant	Cable	Preamp	Aux	APos	TPos			Freq	Level	Line	Margin	Level	Factor	Loss	Factor	Factor	Remark	MHz	dBuV/m	dBuV/m	dB	dBuV	dB/m	dB	dB	dB	cm	deg	1	5320.00	99.49	68.30	31.19	81.71	34.50	12.77	29.49	0.00	100	121
Limit	Read	Ant	Cable	Preamp	Aux	APos	TPos																																																																																				
Freq	Level	Line	Margin	Level	Factor	Loss	Factor	Factor	Remark																																																																																		
MHz	dBuV/m	dBuV/m	dB	dBuV	dB/m	dB	dB	dB	cm	deg																																																																																	
1	5366.14	47.60	54.00	-6.40	29.72	34.50	12.92	29.54	0.00	100	121	AVERAGE																																																																															
Limit	Read	Ant	Cable	Preamp	Aux	APos	TPos																																																																																				
Freq	Level	Line	Margin	Level	Factor	Loss	Factor	Factor	Remark																																																																																		
MHz	dBuV/m	dBuV/m	dB	dBuV	dB/m	dB	dB	dB	cm	deg																																																																																	
1	5320.00	99.49	68.30	31.19	81.71	34.50	12.77	29.49	0.00	100	121	AVERAGE																																																																															



		15																																																																										
Mode	Band Edge																																																																											
	U-NII-2A_5.25-5.35_802.11ac VHT20_CH64_5320MHz																																																																											
Pol.	Vertical	Fundamental																																																																										
Peak	<table border="1"> <thead> <tr> <th>Limit</th> <th>Read</th> <th>Ant</th> <th>Cable</th> <th>Preamp</th> <th>Aux</th> <th>APos</th> <th>TPos</th> </tr> <tr> <th>Freq</th> <th>Level</th> <th>Line</th> <th>Margin</th> <th>Level</th> <th>Factor</th> <th>Loss</th> <th>Factor</th> </tr> <tr> <th>MHz</th> <th>dBuV/m</th> <th>dBuV/m</th> <th>dB</th> <th>dBuV</th> <th>dB/m</th> <th>dB</th> <th>dB</th> </tr> </thead> <tbody> <tr> <td>1</td> <td>5453.64</td> <td>59.37</td> <td>74.00</td> <td>-14.63</td> <td>41.29</td> <td>34.53</td> <td>13.16</td> <td>29.61</td> <td>0.00</td> <td>101</td> <td>87</td> <td>PEAK</td> </tr> </tbody> </table>	Limit	Read	Ant	Cable	Preamp	Aux	APos	TPos	Freq	Level	Line	Margin	Level	Factor	Loss	Factor	MHz	dBuV/m	dBuV/m	dB	dBuV	dB/m	dB	dB	1	5453.64	59.37	74.00	-14.63	41.29	34.53	13.16	29.61	0.00	101	87	PEAK	<table border="1"> <thead> <tr> <th>Limit</th> <th>Read</th> <th>Ant</th> <th>Cable</th> <th>Preamp</th> <th>Aux</th> <th>APos</th> <th>TPos</th> </tr> <tr> <th>Freq</th> <th>Level</th> <th>Line</th> <th>Margin</th> <th>Level</th> <th>Factor</th> <th>Loss</th> <th>Factor</th> </tr> <tr> <th>MHz</th> <th>dBuV/m</th> <th>dBuV/m</th> <th>dB</th> <th>dBuV</th> <th>dB/m</th> <th>dB</th> <th>dB</th> </tr> </thead> <tbody> <tr> <td>1</td> <td>5320.00</td> <td>105.61</td> <td>68.30</td> <td>37.31</td> <td>87.82</td> <td>34.50</td> <td>12.78</td> <td>29.49</td> <td>0.00</td> <td>101</td> <td>87</td> <td>PEAK</td> </tr> </tbody> </table>	Limit	Read	Ant	Cable	Preamp	Aux	APos	TPos	Freq	Level	Line	Margin	Level	Factor	Loss	Factor	MHz	dBuV/m	dBuV/m	dB	dBuV	dB/m	dB	dB	1	5320.00	105.61	68.30	37.31	87.82	34.50	12.78	29.49	0.00	101	87	PEAK
	Limit	Read	Ant	Cable	Preamp	Aux	APos	TPos																																																																				
Freq	Level	Line	Margin	Level	Factor	Loss	Factor																																																																					
MHz	dBuV/m	dBuV/m	dB	dBuV	dB/m	dB	dB																																																																					
1	5453.64	59.37	74.00	-14.63	41.29	34.53	13.16	29.61	0.00	101	87	PEAK																																																																
Limit	Read	Ant	Cable	Preamp	Aux	APos	TPos																																																																					
Freq	Level	Line	Margin	Level	Factor	Loss	Factor																																																																					
MHz	dBuV/m	dBuV/m	dB	dBuV	dB/m	dB	dB																																																																					
1	5320.00	105.61	68.30	37.31	87.82	34.50	12.78	29.49	0.00	101	87	PEAK																																																																
Avg	<table border="1"> <thead> <tr> <th>Limit</th> <th>Read</th> <th>Ant</th> <th>Cable</th> <th>Preamp</th> <th>Aux</th> <th>APos</th> <th>TPos</th> </tr> <tr> <th>Freq</th> <th>Level</th> <th>Line</th> <th>Margin</th> <th>Level</th> <th>Factor</th> <th>Loss</th> <th>Factor</th> </tr> <tr> <th>MHz</th> <th>dBuV/m</th> <th>dBuV/m</th> <th>dB</th> <th>dBuV</th> <th>dB/m</th> <th>dB</th> <th>dB</th> </tr> </thead> <tbody> <tr> <td>1</td> <td>5458.81</td> <td>46.78</td> <td>54.00</td> <td>-7.22</td> <td>28.70</td> <td>34.53</td> <td>13.17</td> <td>29.62</td> <td>0.00</td> <td>101</td> <td>87</td> <td>AVERAGE</td> </tr> </tbody> </table>	Limit	Read	Ant	Cable	Preamp	Aux	APos	TPos	Freq	Level	Line	Margin	Level	Factor	Loss	Factor	MHz	dBuV/m	dBuV/m	dB	dBuV	dB/m	dB	dB	1	5458.81	46.78	54.00	-7.22	28.70	34.53	13.17	29.62	0.00	101	87	AVERAGE	<table border="1"> <thead> <tr> <th>Limit</th> <th>Read</th> <th>Ant</th> <th>Cable</th> <th>Preamp</th> <th>Aux</th> <th>APos</th> <th>TPos</th> </tr> <tr> <th>Freq</th> <th>Level</th> <th>Line</th> <th>Margin</th> <th>Level</th> <th>Factor</th> <th>Loss</th> <th>Factor</th> </tr> <tr> <th>MHz</th> <th>dBuV/m</th> <th>dBuV/m</th> <th>dB</th> <th>dBuV</th> <th>dB/m</th> <th>dB</th> <th>dB</th> </tr> </thead> <tbody> <tr> <td>1</td> <td>5320.00</td> <td>97.05</td> <td>68.30</td> <td>28.75</td> <td>79.27</td> <td>34.50</td> <td>12.77</td> <td>29.49</td> <td>0.00</td> <td>101</td> <td>87</td> <td>AVERAGE</td> </tr> </tbody> </table>	Limit	Read	Ant	Cable	Preamp	Aux	APos	TPos	Freq	Level	Line	Margin	Level	Factor	Loss	Factor	MHz	dBuV/m	dBuV/m	dB	dBuV	dB/m	dB	dB	1	5320.00	97.05	68.30	28.75	79.27	34.50	12.77	29.49	0.00	101	87	AVERAGE
Limit	Read	Ant	Cable	Preamp	Aux	APos	TPos																																																																					
Freq	Level	Line	Margin	Level	Factor	Loss	Factor																																																																					
MHz	dBuV/m	dBuV/m	dB	dBuV	dB/m	dB	dB																																																																					
1	5458.81	46.78	54.00	-7.22	28.70	34.53	13.17	29.62	0.00	101	87	AVERAGE																																																																
Limit	Read	Ant	Cable	Preamp	Aux	APos	TPos																																																																					
Freq	Level	Line	Margin	Level	Factor	Loss	Factor																																																																					
MHz	dBuV/m	dBuV/m	dB	dBuV	dB/m	dB	dB																																																																					
1	5320.00	97.05	68.30	28.75	79.27	34.50	12.77	29.49	0.00	101	87	AVERAGE																																																																

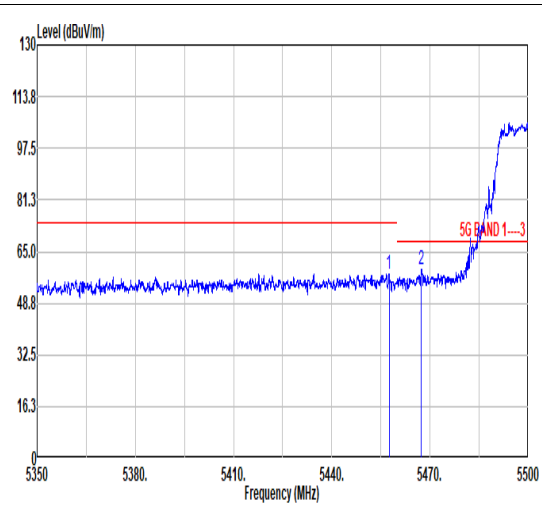
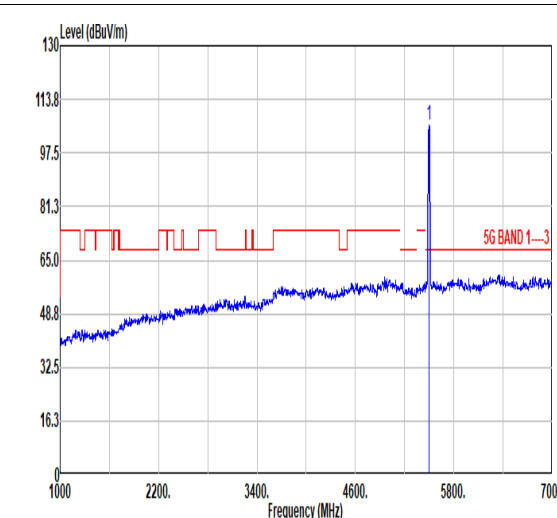
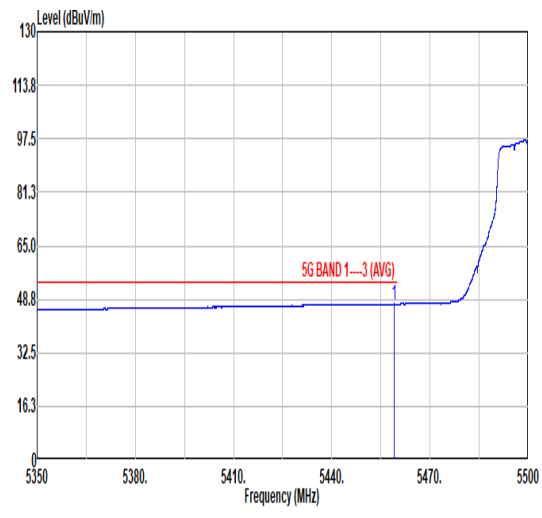
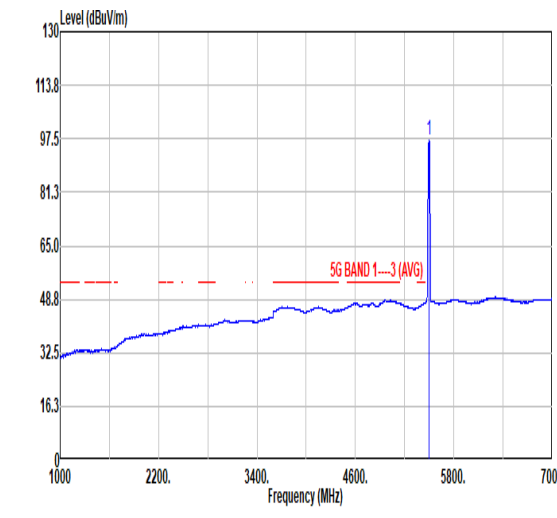


Mode	15																																																																																	
	Harmonic																																																																																	
	U-NII-2A_5.25-5.35_802.11ac VHT20_CH64_5320MHz																																																																																	
Pol.	Horizontal	Vertical																																																																																
Peak Avg	<table border="1"> <thead> <tr> <th>Limit</th> <th>Read</th> <th>Ant</th> <th>Cable</th> <th>Preamp</th> <th>Aux</th> <th>APos</th> <th>TPos</th> </tr> <tr> <th>Freq</th> <th>Level</th> <th>Line</th> <th>Margin</th> <th>Level</th> <th>Factor</th> <th>Loss</th> <th>Factor</th> <th>Factor</th> <th>Remark</th> </tr> <tr> <th>MHz</th> <th>dBuV/m</th> <th>dBuV/m</th> <th>dB</th> <th>dBuV</th> <th>dB/m</th> <th>dB</th> <th>dB</th> <th>dB</th> <th>cm</th> <th>deg</th> </tr> </thead> <tbody> <tr> <td>1 10640.00</td> <td>44.98</td> <td>74.00</td> <td>-29.02</td> <td>55.65</td> <td>37.70</td> <td>17.78</td> <td>66.15</td> <td>0.00</td> <td>300</td> <td>0 PEAK</td> </tr> </tbody> </table>	Limit	Read	Ant	Cable	Preamp	Aux	APos	TPos	Freq	Level	Line	Margin	Level	Factor	Loss	Factor	Factor	Remark	MHz	dBuV/m	dBuV/m	dB	dBuV	dB/m	dB	dB	dB	cm	deg	1 10640.00	44.98	74.00	-29.02	55.65	37.70	17.78	66.15	0.00	300	0 PEAK	<table border="1"> <thead> <tr> <th>Limit</th> <th>Read</th> <th>Ant</th> <th>Cable</th> <th>Preamp</th> <th>Aux</th> <th>APos</th> <th>TPos</th> </tr> <tr> <th>Freq</th> <th>Level</th> <th>Line</th> <th>Margin</th> <th>Level</th> <th>Factor</th> <th>Loss</th> <th>Factor</th> <th>Factor</th> <th>Remark</th> </tr> <tr> <th>MHz</th> <th>dBuV/m</th> <th>dBuV/m</th> <th>dB</th> <th>dBuV</th> <th>dB/m</th> <th>dB</th> <th>dB</th> <th>dB</th> <th>cm</th> <th>deg</th> </tr> </thead> <tbody> <tr> <td>1 10640.00</td> <td>45.47</td> <td>74.00</td> <td>-28.53</td> <td>56.14</td> <td>37.70</td> <td>17.78</td> <td>66.15</td> <td>0.00</td> <td>100</td> <td>0 PEAK</td> </tr> </tbody> </table>	Limit	Read	Ant	Cable	Preamp	Aux	APos	TPos	Freq	Level	Line	Margin	Level	Factor	Loss	Factor	Factor	Remark	MHz	dBuV/m	dBuV/m	dB	dBuV	dB/m	dB	dB	dB	cm	deg	1 10640.00	45.47	74.00	-28.53	56.14	37.70	17.78	66.15	0.00	100	0 PEAK
Limit	Read	Ant	Cable	Preamp	Aux	APos	TPos																																																																											
Freq	Level	Line	Margin	Level	Factor	Loss	Factor	Factor	Remark																																																																									
MHz	dBuV/m	dBuV/m	dB	dBuV	dB/m	dB	dB	dB	cm	deg																																																																								
1 10640.00	44.98	74.00	-29.02	55.65	37.70	17.78	66.15	0.00	300	0 PEAK																																																																								
Limit	Read	Ant	Cable	Preamp	Aux	APos	TPos																																																																											
Freq	Level	Line	Margin	Level	Factor	Loss	Factor	Factor	Remark																																																																									
MHz	dBuV/m	dBuV/m	dB	dBuV	dB/m	dB	dB	dB	cm	deg																																																																								
1 10640.00	45.47	74.00	-28.53	56.14	37.70	17.78	66.15	0.00	100	0 PEAK																																																																								



Mode		16																																																																																																					
		Band Edge																																																																																																					
		U-NII-2C_5.47-5.725_802.11ac VHT20_CH100_5500MHz																																																																																																					
Pol.	Horizontal					Fundamental																																																																																																	
Peak	<table border="1"> <thead> <tr> <th>Limit</th> <th>Read</th> <th>Ant</th> <th>Cable</th> <th>Preamp</th> <th>Aux</th> <th>APos</th> <th>TPos</th> <th colspan="2">Remark</th> </tr> <tr> <th>Freq</th> <th>Level</th> <th>Line</th> <th>Margin</th> <th>Level</th> <th>Factor</th> <th>Loss</th> <th>Factor</th> <th>Factor</th> <th></th> </tr> <tr> <th>MHz</th> <th>dBuV/m</th> <th>dBuV/m</th> <th>dB</th> <th>dBuV</th> <th>dB/m</th> <th>dB</th> <th>dB</th> <th>dB</th> <th>cm</th> <th>deg</th> </tr> </thead> <tbody> <tr> <td>1</td> <td>5441.58</td> <td>58.93</td> <td>74.00</td> <td>-15.07</td> <td>40.88</td> <td>34.52</td> <td>13.13</td> <td>29.60</td> <td>0.00</td> <td>114</td> <td>122</td> <td>PEAK</td> </tr> <tr> <td>2</td> <td>5463.78</td> <td>57.71</td> <td>68.30</td> <td>-10.59</td> <td>39.62</td> <td>34.53</td> <td>13.18</td> <td>29.62</td> <td>0.00</td> <td>114</td> <td>122</td> <td>PEAK</td> </tr> </tbody> </table>	Limit	Read	Ant	Cable	Preamp	Aux	APos	TPos	Remark		Freq	Level	Line	Margin	Level	Factor	Loss	Factor	Factor		MHz	dBuV/m	dBuV/m	dB	dBuV	dB/m	dB	dB	dB	cm	deg	1	5441.58	58.93	74.00	-15.07	40.88	34.52	13.13	29.60	0.00	114	122	PEAK	2	5463.78	57.71	68.30	-10.59	39.62	34.53	13.18	29.62	0.00	114	122	PEAK	<table border="1"> <thead> <tr> <th>Limit</th> <th>Read</th> <th>Ant</th> <th>Cable</th> <th>Preamp</th> <th>Aux</th> <th>APos</th> <th>TPos</th> <th colspan="2">Remark</th> </tr> <tr> <th>Freq</th> <th>Level</th> <th>Line</th> <th>Margin</th> <th>Level</th> <th>Factor</th> <th>Loss</th> <th>Factor</th> <th>Factor</th> <th></th> </tr> <tr> <th>MHz</th> <th>dBuV/m</th> <th>dBuV/m</th> <th>dB</th> <th>dBuV</th> <th>dB/m</th> <th>dB</th> <th>dB</th> <th>dB</th> <th>cm</th> <th>deg</th> </tr> </thead> <tbody> <tr> <td>1</td> <td>5500.00</td> <td>107.90</td> <td>68.30</td> <td>39.60</td> <td>89.74</td> <td>34.55</td> <td>13.26</td> <td>29.65</td> <td>0.00</td> <td>114</td> <td>122</td> <td>PEAK</td> </tr> </tbody> </table>	Limit	Read	Ant	Cable	Preamp	Aux	APos	TPos	Remark		Freq	Level	Line	Margin	Level	Factor	Loss	Factor	Factor		MHz	dBuV/m	dBuV/m	dB	dBuV	dB/m	dB	dB	dB	cm	deg	1	5500.00	107.90	68.30	39.60	89.74	34.55	13.26	29.65	0.00	114	122	PEAK
	Limit	Read	Ant	Cable	Preamp	Aux	APos	TPos	Remark																																																																																														
Freq	Level	Line	Margin	Level	Factor	Loss	Factor	Factor																																																																																															
MHz	dBuV/m	dBuV/m	dB	dBuV	dB/m	dB	dB	dB	cm	deg																																																																																													
1	5441.58	58.93	74.00	-15.07	40.88	34.52	13.13	29.60	0.00	114	122	PEAK																																																																																											
2	5463.78	57.71	68.30	-10.59	39.62	34.53	13.18	29.62	0.00	114	122	PEAK																																																																																											
Limit	Read	Ant	Cable	Preamp	Aux	APos	TPos	Remark																																																																																															
Freq	Level	Line	Margin	Level	Factor	Loss	Factor	Factor																																																																																															
MHz	dBuV/m	dBuV/m	dB	dBuV	dB/m	dB	dB	dB	cm	deg																																																																																													
1	5500.00	107.90	68.30	39.60	89.74	34.55	13.26	29.65	0.00	114	122	PEAK																																																																																											
Avg	<table border="1"> <thead> <tr> <th>Limit</th> <th>Read</th> <th>Ant</th> <th>Cable</th> <th>Preamp</th> <th>Aux</th> <th>APos</th> <th>TPos</th> <th colspan="2">Remark</th> </tr> <tr> <th>Freq</th> <th>Level</th> <th>Line</th> <th>Margin</th> <th>Level</th> <th>Factor</th> <th>Loss</th> <th>Factor</th> <th>Factor</th> <th></th> </tr> <tr> <th>MHz</th> <th>dBuV/m</th> <th>dBuV/m</th> <th>dB</th> <th>dBuV</th> <th>dB/m</th> <th>dB</th> <th>dB</th> <th>dB</th> <th>cm</th> <th>deg</th> </tr> </thead> <tbody> <tr> <td>1</td> <td>5453.54</td> <td>47.68</td> <td>54.00</td> <td>-6.32</td> <td>29.60</td> <td>34.53</td> <td>13.16</td> <td>29.61</td> <td>0.00</td> <td>114</td> <td>122</td> <td>AVERAGE</td> </tr> </tbody> </table>	Limit	Read	Ant	Cable	Preamp	Aux	APos	TPos	Remark		Freq	Level	Line	Margin	Level	Factor	Loss	Factor	Factor		MHz	dBuV/m	dBuV/m	dB	dBuV	dB/m	dB	dB	dB	cm	deg	1	5453.54	47.68	54.00	-6.32	29.60	34.53	13.16	29.61	0.00	114	122	AVERAGE	<table border="1"> <thead> <tr> <th>Limit</th> <th>Read</th> <th>Ant</th> <th>Cable</th> <th>Preamp</th> <th>Aux</th> <th>APos</th> <th>TPos</th> <th colspan="2">Remark</th> </tr> <tr> <th>Freq</th> <th>Level</th> <th>Line</th> <th>Margin</th> <th>Level</th> <th>Factor</th> <th>Loss</th> <th>Factor</th> <th>Factor</th> <th></th> </tr> <tr> <th>MHz</th> <th>dBuV/m</th> <th>dBuV/m</th> <th>dB</th> <th>dBuV</th> <th>dB/m</th> <th>dB</th> <th>dB</th> <th>dB</th> <th>cm</th> <th>deg</th> </tr> </thead> <tbody> <tr> <td>1</td> <td>5500.00</td> <td>97.70</td> <td>68.30</td> <td>29.40</td> <td>79.54</td> <td>34.55</td> <td>13.26</td> <td>29.65</td> <td>0.00</td> <td>114</td> <td>122</td> <td>AVERAGE</td> </tr> </tbody> </table>	Limit	Read	Ant	Cable	Preamp	Aux	APos	TPos	Remark		Freq	Level	Line	Margin	Level	Factor	Loss	Factor	Factor		MHz	dBuV/m	dBuV/m	dB	dBuV	dB/m	dB	dB	dB	cm	deg	1	5500.00	97.70	68.30	29.40	79.54	34.55	13.26	29.65	0.00	114	122	AVERAGE													
	Limit	Read	Ant	Cable	Preamp	Aux	APos	TPos	Remark																																																																																														
Freq	Level	Line	Margin	Level	Factor	Loss	Factor	Factor																																																																																															
MHz	dBuV/m	dBuV/m	dB	dBuV	dB/m	dB	dB	dB	cm	deg																																																																																													
1	5453.54	47.68	54.00	-6.32	29.60	34.53	13.16	29.61	0.00	114	122	AVERAGE																																																																																											
Limit	Read	Ant	Cable	Preamp	Aux	APos	TPos	Remark																																																																																															
Freq	Level	Line	Margin	Level	Factor	Loss	Factor	Factor																																																																																															
MHz	dBuV/m	dBuV/m	dB	dBuV	dB/m	dB	dB	dB	cm	deg																																																																																													
1	5500.00	97.70	68.30	29.40	79.54	34.55	13.26	29.65	0.00	114	122	AVERAGE																																																																																											



		16																																																																																																					
Mode		Band Edge																																																																																																					
		U-NII-2C_5.47-5.725_802.11ac VHT20_CH100_5500MHz																																																																																																					
Pol.		Vertical					Fundamental																																																																																																
Peak	 <p>Level (dBuV/m)</p> <p>Frequency (MHz)</p> <p>5G BAND 1---3</p> <table border="1"> <thead> <tr> <th>Limit</th> <th>Read</th> <th>Ant</th> <th>Cable</th> <th>Preamp</th> <th>Aux</th> <th>APos</th> <th>TPos</th> <th colspan="2">Remark</th> </tr> <tr> <th>Freq</th> <th>Level</th> <th>Line</th> <th>Margin</th> <th>Level</th> <th>Factor</th> <th>Loss</th> <th>Factor</th> <th>Factor</th> <th></th> </tr> <tr> <th>MHz</th> <th>dBuV/m</th> <th>dBuV/m</th> <th>dB</th> <th>dBuV</th> <th>dB/m</th> <th>dB</th> <th>dB</th> <th>dB</th> <th>cm</th> <th>deg</th> </tr> </thead> <tbody> <tr> <td>1</td> <td>5457.48</td> <td>58.08</td> <td>74.00</td> <td>-15.92</td> <td>40.00</td> <td>34.53</td> <td>13.17</td> <td>29.62</td> <td>0.00</td> <td>100</td> <td>90</td> <td>PEAK</td> </tr> <tr> <td>2</td> <td>5467.23</td> <td>59.45</td> <td>68.30</td> <td>-8.85</td> <td>41.35</td> <td>34.53</td> <td>13.19</td> <td>29.62</td> <td>0.00</td> <td>100</td> <td>90</td> <td>PEAK</td> </tr> </tbody> </table>	Limit	Read	Ant	Cable	Preamp	Aux	APos	TPos	Remark		Freq	Level	Line	Margin	Level	Factor	Loss	Factor	Factor		MHz	dBuV/m	dBuV/m	dB	dBuV	dB/m	dB	dB	dB	cm	deg	1	5457.48	58.08	74.00	-15.92	40.00	34.53	13.17	29.62	0.00	100	90	PEAK	2	5467.23	59.45	68.30	-8.85	41.35	34.53	13.19	29.62	0.00	100	90	PEAK	 <p>Level (dBuV/m)</p> <p>Frequency (MHz)</p> <p>5G BAND 1---3</p> <table border="1"> <thead> <tr> <th>Limit</th> <th>Read</th> <th>Ant</th> <th>Cable</th> <th>Preamp</th> <th>Aux</th> <th>APos</th> <th>TPos</th> <th colspan="2">Remark</th> </tr> <tr> <th>Freq</th> <th>Level</th> <th>Line</th> <th>Margin</th> <th>Level</th> <th>Factor</th> <th>Loss</th> <th>Factor</th> <th>Factor</th> <th></th> </tr> <tr> <th>MHz</th> <th>dBuV/m</th> <th>dBuV/m</th> <th>dB</th> <th>dBuV</th> <th>dB/m</th> <th>dB</th> <th>dB</th> <th>dB</th> <th>cm</th> <th>deg</th> </tr> </thead> <tbody> <tr> <td>1</td> <td>5500.00</td> <td>105.91</td> <td>68.30</td> <td>37.61</td> <td>87.75</td> <td>34.55</td> <td>13.26</td> <td>29.65</td> <td>0.00</td> <td>100</td> <td>90</td> <td>PEAK</td> </tr> </tbody> </table>	Limit	Read	Ant	Cable	Preamp	Aux	APos	TPos	Remark		Freq	Level	Line	Margin	Level	Factor	Loss	Factor	Factor		MHz	dBuV/m	dBuV/m	dB	dBuV	dB/m	dB	dB	dB	cm	deg	1	5500.00	105.91	68.30	37.61	87.75	34.55	13.26	29.65	0.00	100	90	PEAK
	Limit	Read	Ant	Cable	Preamp	Aux	APos	TPos	Remark																																																																																														
Freq	Level	Line	Margin	Level	Factor	Loss	Factor	Factor																																																																																															
MHz	dBuV/m	dBuV/m	dB	dBuV	dB/m	dB	dB	dB	cm	deg																																																																																													
1	5457.48	58.08	74.00	-15.92	40.00	34.53	13.17	29.62	0.00	100	90	PEAK																																																																																											
2	5467.23	59.45	68.30	-8.85	41.35	34.53	13.19	29.62	0.00	100	90	PEAK																																																																																											
Limit	Read	Ant	Cable	Preamp	Aux	APos	TPos	Remark																																																																																															
Freq	Level	Line	Margin	Level	Factor	Loss	Factor	Factor																																																																																															
MHz	dBuV/m	dBuV/m	dB	dBuV	dB/m	dB	dB	dB	cm	deg																																																																																													
1	5500.00	105.91	68.30	37.61	87.75	34.55	13.26	29.65	0.00	100	90	PEAK																																																																																											
Avg	 <p>Level (dBuV/m)</p> <p>Frequency (MHz)</p> <p>5G BAND 1---3 (AVG)</p> <table border="1"> <thead> <tr> <th>Limit</th> <th>Read</th> <th>Ant</th> <th>Cable</th> <th>Preamp</th> <th>Aux</th> <th>APos</th> <th>TPos</th> <th colspan="2">Remark</th> </tr> <tr> <th>Freq</th> <th>Level</th> <th>Line</th> <th>Margin</th> <th>Level</th> <th>Factor</th> <th>Loss</th> <th>Factor</th> <th>Factor</th> <th></th> </tr> <tr> <th>MHz</th> <th>dBuV/m</th> <th>dBuV/m</th> <th>dB</th> <th>dBuV</th> <th>dB/m</th> <th>dB</th> <th>dB</th> <th>dB</th> <th>cm</th> <th>deg</th> </tr> </thead> <tbody> <tr> <td>1</td> <td>5458.97</td> <td>47.34</td> <td>54.00</td> <td>-6.66</td> <td>29.26</td> <td>34.53</td> <td>13.17</td> <td>29.62</td> <td>0.00</td> <td>100</td> <td>90</td> <td>AVERAGE</td> </tr> </tbody> </table>	Limit	Read	Ant	Cable	Preamp	Aux	APos	TPos	Remark		Freq	Level	Line	Margin	Level	Factor	Loss	Factor	Factor		MHz	dBuV/m	dBuV/m	dB	dBuV	dB/m	dB	dB	dB	cm	deg	1	5458.97	47.34	54.00	-6.66	29.26	34.53	13.17	29.62	0.00	100	90	AVERAGE	 <p>Level (dBuV/m)</p> <p>Frequency (MHz)</p> <p>5G BAND 1---3 (AVG)</p> <table border="1"> <thead> <tr> <th>Limit</th> <th>Read</th> <th>Ant</th> <th>Cable</th> <th>Preamp</th> <th>Aux</th> <th>APos</th> <th>TPos</th> <th colspan="2">Remark</th> </tr> <tr> <th>Freq</th> <th>Level</th> <th>Line</th> <th>Margin</th> <th>Level</th> <th>Factor</th> <th>Loss</th> <th>Factor</th> <th>Factor</th> <th></th> </tr> <tr> <th>MHz</th> <th>dBuV/m</th> <th>dBuV/m</th> <th>dB</th> <th>dBuV</th> <th>dB/m</th> <th>dB</th> <th>dB</th> <th>dB</th> <th>cm</th> <th>deg</th> </tr> </thead> <tbody> <tr> <td>1</td> <td>5500.00</td> <td>97.17</td> <td>68.30</td> <td>28.87</td> <td>79.01</td> <td>34.55</td> <td>13.26</td> <td>29.65</td> <td>0.00</td> <td>100</td> <td>90</td> <td>AVERAGE</td> </tr> </tbody> </table>	Limit	Read	Ant	Cable	Preamp	Aux	APos	TPos	Remark		Freq	Level	Line	Margin	Level	Factor	Loss	Factor	Factor		MHz	dBuV/m	dBuV/m	dB	dBuV	dB/m	dB	dB	dB	cm	deg	1	5500.00	97.17	68.30	28.87	79.01	34.55	13.26	29.65	0.00	100	90	AVERAGE													
	Limit	Read	Ant	Cable	Preamp	Aux	APos	TPos	Remark																																																																																														
Freq	Level	Line	Margin	Level	Factor	Loss	Factor	Factor																																																																																															
MHz	dBuV/m	dBuV/m	dB	dBuV	dB/m	dB	dB	dB	cm	deg																																																																																													
1	5458.97	47.34	54.00	-6.66	29.26	34.53	13.17	29.62	0.00	100	90	AVERAGE																																																																																											
Limit	Read	Ant	Cable	Preamp	Aux	APos	TPos	Remark																																																																																															
Freq	Level	Line	Margin	Level	Factor	Loss	Factor	Factor																																																																																															
MHz	dBuV/m	dBuV/m	dB	dBuV	dB/m	dB	dB	dB	cm	deg																																																																																													
1	5500.00	97.17	68.30	28.87	79.01	34.55	13.26	29.65	0.00	100	90	AVERAGE																																																																																											



Mode	16																																																																																																																	
	Harmonic																																																																																																																	
	U-NII-2C_5.47-5.725_802.11ac VHT20_CH100_5500MHz																																																																																																																	
Pol.	Horizontal	Vertical																																																																																																																
Peak Avg	<table border="1"> <thead> <tr> <th>Limit</th> <th>Read</th> <th>Ant</th> <th>Cable</th> <th>Preamp</th> <th>Aux</th> <th>APos</th> <th>TPos</th> </tr> <tr> <th>Freq</th> <th>Level</th> <th>Line</th> <th>Margin</th> <th>Level</th> <th>Factor</th> <th>Loss</th> <th>Factor</th> </tr> <tr> <th>MHz</th> <th>dBuV/m</th> <th>dBuV/m</th> <th>dB</th> <th>dBuV</th> <th>dB/m</th> <th>dB</th> <th>dB</th> </tr> </thead> <tbody> <tr> <td>1</td> <td>11000.00</td> <td>45.80</td> <td>74.00</td> <td>-28.20</td> <td>55.35</td> <td>38.10</td> <td>18.08</td> </tr> <tr> <td></td> <td></td> <td></td> <td></td> <td></td> <td>65.73</td> <td>0.00</td> <td>300</td> </tr> <tr> <td></td> <td></td> <td></td> <td></td> <td></td> <td></td> <td></td> <td>0</td> </tr> <tr> <td></td> <td></td> <td></td> <td></td> <td></td> <td></td> <td></td> <td>PEAK</td> </tr> </tbody> </table>	Limit	Read	Ant	Cable	Preamp	Aux	APos	TPos	Freq	Level	Line	Margin	Level	Factor	Loss	Factor	MHz	dBuV/m	dBuV/m	dB	dBuV	dB/m	dB	dB	1	11000.00	45.80	74.00	-28.20	55.35	38.10	18.08						65.73	0.00	300								0								PEAK	<table border="1"> <thead> <tr> <th>Limit</th> <th>Read</th> <th>Ant</th> <th>Cable</th> <th>Preamp</th> <th>Aux</th> <th>APos</th> <th>TPos</th> </tr> <tr> <th>Freq</th> <th>Level</th> <th>Line</th> <th>Margin</th> <th>Level</th> <th>Factor</th> <th>Loss</th> <th>Factor</th> </tr> <tr> <th>MHz</th> <th>dBuV/m</th> <th>dBuV/m</th> <th>dB</th> <th>dBuV</th> <th>dB/m</th> <th>dB</th> <th>dB</th> </tr> </thead> <tbody> <tr> <td>1</td> <td>11000.00</td> <td>45.57</td> <td>74.00</td> <td>-28.43</td> <td>55.12</td> <td>38.10</td> <td>18.08</td> </tr> <tr> <td></td> <td></td> <td></td> <td></td> <td></td> <td>65.73</td> <td>0.00</td> <td>100</td> </tr> <tr> <td></td> <td></td> <td></td> <td></td> <td></td> <td></td> <td></td> <td>0</td> </tr> <tr> <td></td> <td></td> <td></td> <td></td> <td></td> <td></td> <td></td> <td>PEAK</td> </tr> </tbody> </table>	Limit	Read	Ant	Cable	Preamp	Aux	APos	TPos	Freq	Level	Line	Margin	Level	Factor	Loss	Factor	MHz	dBuV/m	dBuV/m	dB	dBuV	dB/m	dB	dB	1	11000.00	45.57	74.00	-28.43	55.12	38.10	18.08						65.73	0.00	100								0								PEAK
Limit	Read	Ant	Cable	Preamp	Aux	APos	TPos																																																																																																											
Freq	Level	Line	Margin	Level	Factor	Loss	Factor																																																																																																											
MHz	dBuV/m	dBuV/m	dB	dBuV	dB/m	dB	dB																																																																																																											
1	11000.00	45.80	74.00	-28.20	55.35	38.10	18.08																																																																																																											
					65.73	0.00	300																																																																																																											
							0																																																																																																											
							PEAK																																																																																																											
Limit	Read	Ant	Cable	Preamp	Aux	APos	TPos																																																																																																											
Freq	Level	Line	Margin	Level	Factor	Loss	Factor																																																																																																											
MHz	dBuV/m	dBuV/m	dB	dBuV	dB/m	dB	dB																																																																																																											
1	11000.00	45.57	74.00	-28.43	55.12	38.10	18.08																																																																																																											
					65.73	0.00	100																																																																																																											
							0																																																																																																											
							PEAK																																																																																																											



Mode	17																																																																																																																	
	Harmonic																																																																																																																	
	U-NII-2C_5.47-5.725_802.11ac VHT20_CH116_5580MHz																																																																																																																	
Pol.	Horizontal	Vertical																																																																																																																
Peak Avg	<table border="1"> <thead> <tr> <th>Limit</th> <th>Read</th> <th>Ant</th> <th>Cable</th> <th>Preamp</th> <th>Aux</th> <th>APos</th> <th>TPos</th> </tr> <tr> <th>Freq</th> <th>Level</th> <th>Line</th> <th>Margin</th> <th>Level</th> <th>Factor</th> <th>Loss</th> <th>Factor</th> </tr> <tr> <th>MHz</th> <th>dBuV/m</th> <th>dBuV/m</th> <th>dB</th> <th>dBuV</th> <th>dB/m</th> <th>dB</th> <th>dB</th> </tr> </thead> <tbody> <tr> <td>1</td> <td>11160.00</td> <td>45.63</td> <td>74.00</td> <td>-28.37</td> <td>54.87</td> <td>38.20</td> <td>18.20</td> </tr> <tr> <td></td> <td></td> <td></td> <td></td> <td></td> <td>65.64</td> <td>0.00</td> <td></td> </tr> <tr> <td></td> <td></td> <td></td> <td></td> <td></td> <td></td> <td>300</td> <td>0</td> </tr> <tr> <td></td> <td></td> <td></td> <td></td> <td></td> <td></td> <td></td> <td>PEAK</td> </tr> </tbody> </table>	Limit	Read	Ant	Cable	Preamp	Aux	APos	TPos	Freq	Level	Line	Margin	Level	Factor	Loss	Factor	MHz	dBuV/m	dBuV/m	dB	dBuV	dB/m	dB	dB	1	11160.00	45.63	74.00	-28.37	54.87	38.20	18.20						65.64	0.00								300	0								PEAK	<table border="1"> <thead> <tr> <th>Limit</th> <th>Read</th> <th>Ant</th> <th>Cable</th> <th>Preamp</th> <th>Aux</th> <th>APos</th> <th>TPos</th> </tr> <tr> <th>Freq</th> <th>Level</th> <th>Line</th> <th>Margin</th> <th>Level</th> <th>Factor</th> <th>Loss</th> <th>Factor</th> </tr> <tr> <th>MHz</th> <th>dBuV/m</th> <th>dBuV/m</th> <th>dB</th> <th>dBuV</th> <th>dB/m</th> <th>dB</th> <th>dB</th> </tr> </thead> <tbody> <tr> <td>1</td> <td>11160.00</td> <td>45.33</td> <td>74.00</td> <td>-28.67</td> <td>54.57</td> <td>38.20</td> <td>18.20</td> </tr> <tr> <td></td> <td></td> <td></td> <td></td> <td></td> <td>65.64</td> <td>0.00</td> <td></td> </tr> <tr> <td></td> <td></td> <td></td> <td></td> <td></td> <td></td> <td>100</td> <td>0</td> </tr> <tr> <td></td> <td></td> <td></td> <td></td> <td></td> <td></td> <td></td> <td>PEAK</td> </tr> </tbody> </table>	Limit	Read	Ant	Cable	Preamp	Aux	APos	TPos	Freq	Level	Line	Margin	Level	Factor	Loss	Factor	MHz	dBuV/m	dBuV/m	dB	dBuV	dB/m	dB	dB	1	11160.00	45.33	74.00	-28.67	54.57	38.20	18.20						65.64	0.00								100	0								PEAK
Limit	Read	Ant	Cable	Preamp	Aux	APos	TPos																																																																																																											
Freq	Level	Line	Margin	Level	Factor	Loss	Factor																																																																																																											
MHz	dBuV/m	dBuV/m	dB	dBuV	dB/m	dB	dB																																																																																																											
1	11160.00	45.63	74.00	-28.37	54.87	38.20	18.20																																																																																																											
					65.64	0.00																																																																																																												
						300	0																																																																																																											
							PEAK																																																																																																											
Limit	Read	Ant	Cable	Preamp	Aux	APos	TPos																																																																																																											
Freq	Level	Line	Margin	Level	Factor	Loss	Factor																																																																																																											
MHz	dBuV/m	dBuV/m	dB	dBuV	dB/m	dB	dB																																																																																																											
1	11160.00	45.33	74.00	-28.67	54.57	38.20	18.20																																																																																																											
					65.64	0.00																																																																																																												
						100	0																																																																																																											
							PEAK																																																																																																											



Mode	18																																																																																																																	
	Band Edge																																																																																																																	
	U-NII-2C_5.47-5.725_802.11ac VHT20_CH140_5700MHz																																																																																																																	
Pol.	Horizontal	Fundamental																																																																																																																
Peak	<table border="1"> <thead> <tr> <th>Limit</th> <th>Read</th> <th>Ant</th> <th>Cable</th> <th>Preamp</th> <th>Aux</th> <th>APos</th> <th>TPos</th> </tr> <tr> <th>Freq</th> <th>Level</th> <th>Line</th> <th>Margin</th> <th>Level</th> <th>Factor</th> <th>Loss</th> <th>Factor</th> </tr> <tr> <th>MHz</th> <th>dBuV/m</th> <th>dBuV/m</th> <th>dB</th> <th>dBuV</th> <th>dB/m</th> <th>dB</th> <th>dB</th> </tr> </thead> <tbody> <tr> <td>1 5760.55</td> <td>61.87</td> <td>68.30</td> <td>-6.43</td> <td>42.72</td> <td>34.91</td> <td>14.02</td> <td>29.78</td> </tr> <tr> <td></td> <td></td> <td></td> <td></td> <td></td> <td>0.00</td> <td></td> <td>108</td> </tr> <tr> <td></td> <td></td> <td></td> <td></td> <td></td> <td></td> <td></td> <td>118</td> </tr> <tr> <td></td> <td></td> <td></td> <td></td> <td></td> <td></td> <td></td> <td>PEAK</td> </tr> </tbody> </table>	Limit	Read	Ant	Cable	Preamp	Aux	APos	TPos	Freq	Level	Line	Margin	Level	Factor	Loss	Factor	MHz	dBuV/m	dBuV/m	dB	dBuV	dB/m	dB	dB	1 5760.55	61.87	68.30	-6.43	42.72	34.91	14.02	29.78						0.00		108								118								PEAK	<table border="1"> <thead> <tr> <th>Limit</th> <th>Read</th> <th>Ant</th> <th>Cable</th> <th>Preamp</th> <th>Aux</th> <th>APos</th> <th>TPos</th> </tr> <tr> <th>Freq</th> <th>Level</th> <th>Line</th> <th>Margin</th> <th>Level</th> <th>Factor</th> <th>Loss</th> <th>Factor</th> </tr> <tr> <th>MHz</th> <th>dBuV/m</th> <th>dBuV/m</th> <th>dB</th> <th>dBuV</th> <th>dB/m</th> <th>dB</th> <th>dB</th> </tr> </thead> <tbody> <tr> <td>1 5700.00</td> <td>106.42</td> <td>68.30</td> <td>38.12</td> <td>87.99</td> <td>34.77</td> <td>13.46</td> <td>29.80</td> </tr> <tr> <td></td> <td></td> <td></td> <td></td> <td></td> <td>0.00</td> <td></td> <td>108</td> </tr> <tr> <td></td> <td></td> <td></td> <td></td> <td></td> <td></td> <td></td> <td>118</td> </tr> <tr> <td></td> <td></td> <td></td> <td></td> <td></td> <td></td> <td></td> <td>PEAK</td> </tr> </tbody> </table>	Limit	Read	Ant	Cable	Preamp	Aux	APos	TPos	Freq	Level	Line	Margin	Level	Factor	Loss	Factor	MHz	dBuV/m	dBuV/m	dB	dBuV	dB/m	dB	dB	1 5700.00	106.42	68.30	38.12	87.99	34.77	13.46	29.80						0.00		108								118								PEAK
Limit	Read	Ant	Cable	Preamp	Aux	APos	TPos																																																																																																											
Freq	Level	Line	Margin	Level	Factor	Loss	Factor																																																																																																											
MHz	dBuV/m	dBuV/m	dB	dBuV	dB/m	dB	dB																																																																																																											
1 5760.55	61.87	68.30	-6.43	42.72	34.91	14.02	29.78																																																																																																											
					0.00		108																																																																																																											
							118																																																																																																											
							PEAK																																																																																																											
Limit	Read	Ant	Cable	Preamp	Aux	APos	TPos																																																																																																											
Freq	Level	Line	Margin	Level	Factor	Loss	Factor																																																																																																											
MHz	dBuV/m	dBuV/m	dB	dBuV	dB/m	dB	dB																																																																																																											
1 5700.00	106.42	68.30	38.12	87.99	34.77	13.46	29.80																																																																																																											
					0.00		108																																																																																																											
							118																																																																																																											
							PEAK																																																																																																											
Avg	Blank	<table border="1"> <thead> <tr> <th>Limit</th> <th>Read</th> <th>Ant</th> <th>Cable</th> <th>Preamp</th> <th>Aux</th> <th>APos</th> <th>TPos</th> </tr> <tr> <th>Freq</th> <th>Level</th> <th>Line</th> <th>Margin</th> <th>Level</th> <th>Factor</th> <th>Loss</th> <th>Factor</th> </tr> <tr> <th>MHz</th> <th>dBuV/m</th> <th>dBuV/m</th> <th>dB</th> <th>dBuV</th> <th>dB/m</th> <th>dB</th> <th>dB</th> </tr> </thead> <tbody> <tr> <td>1 5700.00</td> <td>98.73</td> <td>68.30</td> <td>30.43</td> <td>80.26</td> <td>34.78</td> <td>13.49</td> <td>29.80</td> </tr> <tr> <td></td> <td></td> <td></td> <td></td> <td></td> <td>0.00</td> <td></td> <td>108</td> </tr> <tr> <td></td> <td></td> <td></td> <td></td> <td></td> <td></td> <td></td> <td>118</td> </tr> <tr> <td></td> <td></td> <td></td> <td></td> <td></td> <td></td> <td></td> <td>AVERAGE</td> </tr> </tbody> </table>	Limit	Read	Ant	Cable	Preamp	Aux	APos	TPos	Freq	Level	Line	Margin	Level	Factor	Loss	Factor	MHz	dBuV/m	dBuV/m	dB	dBuV	dB/m	dB	dB	1 5700.00	98.73	68.30	30.43	80.26	34.78	13.49	29.80						0.00		108								118								AVERAGE																																																								
Limit	Read	Ant	Cable	Preamp	Aux	APos	TPos																																																																																																											
Freq	Level	Line	Margin	Level	Factor	Loss	Factor																																																																																																											
MHz	dBuV/m	dBuV/m	dB	dBuV	dB/m	dB	dB																																																																																																											
1 5700.00	98.73	68.30	30.43	80.26	34.78	13.49	29.80																																																																																																											
					0.00		108																																																																																																											
							118																																																																																																											
							AVERAGE																																																																																																											



		18																																																																																																																
Mode		Band Edge																																																																																																																
		U-NII-2C_5.47-5.725_802.11ac VHT20_CH140_5700MHz																																																																																																																
Pol.	Vertical	Fundamental																																																																																																																
Peak	<table border="1"> <thead> <tr> <th>Limit</th> <th>Read</th> <th>Ant</th> <th>Cable</th> <th>Preamp</th> <th>Aux</th> <th>APos</th> <th>TPos</th> </tr> <tr> <th>Freq</th> <th>Level</th> <th>Line</th> <th>Margin</th> <th>Level</th> <th>Factor</th> <th>Loss</th> <th>Factor</th> </tr> <tr> <th>MHz</th> <th>dBuV/m</th> <th>dBuV/m</th> <th>dB</th> <th>dBuV</th> <th>dB/m</th> <th>dB</th> <th>dB</th> </tr> </thead> <tbody> <tr> <td>1</td> <td>5749.70</td> <td>59.65</td> <td>68.30</td> <td>-8.65</td> <td>40.63</td> <td>34.89</td> <td>13.92</td> </tr> <tr> <td></td> <td></td> <td></td> <td></td> <td></td> <td>29.79</td> <td>0.00</td> <td></td> </tr> <tr> <td></td> <td></td> <td></td> <td></td> <td></td> <td></td> <td>100</td> <td>92</td> </tr> <tr> <td></td> <td></td> <td></td> <td></td> <td></td> <td></td> <td></td> <td>PEAK</td> </tr> </tbody> </table>	Limit	Read	Ant	Cable	Preamp	Aux	APos	TPos	Freq	Level	Line	Margin	Level	Factor	Loss	Factor	MHz	dBuV/m	dBuV/m	dB	dBuV	dB/m	dB	dB	1	5749.70	59.65	68.30	-8.65	40.63	34.89	13.92						29.79	0.00								100	92								PEAK	<table border="1"> <thead> <tr> <th>Limit</th> <th>Read</th> <th>Ant</th> <th>Cable</th> <th>Preamp</th> <th>Aux</th> <th>APos</th> <th>TPos</th> </tr> <tr> <th>Freq</th> <th>Level</th> <th>Line</th> <th>Margin</th> <th>Level</th> <th>Factor</th> <th>Loss</th> <th>Factor</th> </tr> <tr> <th>MHz</th> <th>dBuV/m</th> <th>dBuV/m</th> <th>dB</th> <th>dBuV</th> <th>dB/m</th> <th>dB</th> <th>dB</th> </tr> </thead> <tbody> <tr> <td>1</td> <td>5700.00</td> <td>103.60</td> <td>68.30</td> <td>35.30</td> <td>85.17</td> <td>34.77</td> <td>13.46</td> </tr> <tr> <td></td> <td></td> <td></td> <td></td> <td></td> <td>29.80</td> <td>0.00</td> <td></td> </tr> <tr> <td></td> <td></td> <td></td> <td></td> <td></td> <td></td> <td>100</td> <td>92</td> </tr> <tr> <td></td> <td></td> <td></td> <td></td> <td></td> <td></td> <td></td> <td>PEAK</td> </tr> </tbody> </table>	Limit	Read	Ant	Cable	Preamp	Aux	APos	TPos	Freq	Level	Line	Margin	Level	Factor	Loss	Factor	MHz	dBuV/m	dBuV/m	dB	dBuV	dB/m	dB	dB	1	5700.00	103.60	68.30	35.30	85.17	34.77	13.46						29.80	0.00								100	92								PEAK
Limit	Read	Ant	Cable	Preamp	Aux	APos	TPos																																																																																																											
Freq	Level	Line	Margin	Level	Factor	Loss	Factor																																																																																																											
MHz	dBuV/m	dBuV/m	dB	dBuV	dB/m	dB	dB																																																																																																											
1	5749.70	59.65	68.30	-8.65	40.63	34.89	13.92																																																																																																											
					29.79	0.00																																																																																																												
						100	92																																																																																																											
							PEAK																																																																																																											
Limit	Read	Ant	Cable	Preamp	Aux	APos	TPos																																																																																																											
Freq	Level	Line	Margin	Level	Factor	Loss	Factor																																																																																																											
MHz	dBuV/m	dBuV/m	dB	dBuV	dB/m	dB	dB																																																																																																											
1	5700.00	103.60	68.30	35.30	85.17	34.77	13.46																																																																																																											
					29.80	0.00																																																																																																												
						100	92																																																																																																											
							PEAK																																																																																																											
Avg	Blank	<table border="1"> <thead> <tr> <th>Limit</th> <th>Read</th> <th>Ant</th> <th>Cable</th> <th>Preamp</th> <th>Aux</th> <th>APos</th> <th>TPos</th> </tr> <tr> <th>Freq</th> <th>Level</th> <th>Line</th> <th>Margin</th> <th>Level</th> <th>Factor</th> <th>Loss</th> <th>Factor</th> </tr> <tr> <th>MHz</th> <th>dBuV/m</th> <th>dBuV/m</th> <th>dB</th> <th>dBuV</th> <th>dB/m</th> <th>dB</th> <th>dB</th> </tr> </thead> <tbody> <tr> <td>1</td> <td>5700.00</td> <td>95.96</td> <td>68.30</td> <td>27.66</td> <td>77.53</td> <td>34.77</td> <td>13.46</td> </tr> <tr> <td></td> <td></td> <td></td> <td></td> <td></td> <td>29.80</td> <td>0.00</td> <td></td> </tr> <tr> <td></td> <td></td> <td></td> <td></td> <td></td> <td></td> <td>100</td> <td>92</td> </tr> <tr> <td></td> <td></td> <td></td> <td></td> <td></td> <td></td> <td></td> <td>AVERAGE</td> </tr> </tbody> </table>		Limit	Read	Ant	Cable	Preamp	Aux	APos	TPos	Freq	Level	Line	Margin	Level	Factor	Loss	Factor	MHz	dBuV/m	dBuV/m	dB	dBuV	dB/m	dB	dB	1	5700.00	95.96	68.30	27.66	77.53	34.77	13.46						29.80	0.00								100	92								AVERAGE																																																							
Limit	Read	Ant	Cable	Preamp	Aux	APos	TPos																																																																																																											
Freq	Level	Line	Margin	Level	Factor	Loss	Factor																																																																																																											
MHz	dBuV/m	dBuV/m	dB	dBuV	dB/m	dB	dB																																																																																																											
1	5700.00	95.96	68.30	27.66	77.53	34.77	13.46																																																																																																											
					29.80	0.00																																																																																																												
						100	92																																																																																																											
							AVERAGE																																																																																																											



Mode	18																																																																	
	Harmonic																																																																	
	U-NII-2C_5.47-5.725_802.11ac VHT20_CH140_5700MHz																																																																	
Pol.	Horizontal	Vertical																																																																
Peak Avg	<table border="1"> <thead> <tr> <th>Limit</th> <th>Read</th> <th>Ant</th> <th>Cable</th> <th>Preamp</th> <th>Aux</th> <th>APos</th> <th>TPos</th> </tr> <tr> <th>Freq</th> <th>Level</th> <th>Line</th> <th>Margin</th> <th>Level</th> <th>Factor</th> <th>Loss</th> <th>Factor</th> </tr> <tr> <th>MHz</th> <th>dBuV/m</th> <th>dBuV/m</th> <th>dB</th> <th>dBuV</th> <th>dB/m</th> <th>dB</th> <th>dB</th> </tr> </thead> <tbody> <tr> <td>1 11400.00</td> <td>46.09</td> <td>74.00</td> <td>-27.91</td> <td>54.87</td> <td>38.34</td> <td>18.39</td> <td>65.51</td> </tr> </tbody> </table>	Limit	Read	Ant	Cable	Preamp	Aux	APos	TPos	Freq	Level	Line	Margin	Level	Factor	Loss	Factor	MHz	dBuV/m	dBuV/m	dB	dBuV	dB/m	dB	dB	1 11400.00	46.09	74.00	-27.91	54.87	38.34	18.39	65.51	<table border="1"> <thead> <tr> <th>Limit</th> <th>Read</th> <th>Ant</th> <th>Cable</th> <th>Preamp</th> <th>Aux</th> <th>APos</th> <th>TPos</th> </tr> <tr> <th>Freq</th> <th>Level</th> <th>Line</th> <th>Margin</th> <th>Level</th> <th>Factor</th> <th>Loss</th> <th>Factor</th> </tr> <tr> <th>MHz</th> <th>dBuV/m</th> <th>dBuV/m</th> <th>dB</th> <th>dBuV</th> <th>dB/m</th> <th>dB</th> <th>dB</th> </tr> </thead> <tbody> <tr> <td>1 11400.00</td> <td>46.14</td> <td>74.00</td> <td>-27.86</td> <td>54.92</td> <td>38.34</td> <td>18.39</td> <td>65.51</td> </tr> </tbody> </table>	Limit	Read	Ant	Cable	Preamp	Aux	APos	TPos	Freq	Level	Line	Margin	Level	Factor	Loss	Factor	MHz	dBuV/m	dBuV/m	dB	dBuV	dB/m	dB	dB	1 11400.00	46.14	74.00	-27.86	54.92	38.34	18.39	65.51
Limit	Read	Ant	Cable	Preamp	Aux	APos	TPos																																																											
Freq	Level	Line	Margin	Level	Factor	Loss	Factor																																																											
MHz	dBuV/m	dBuV/m	dB	dBuV	dB/m	dB	dB																																																											
1 11400.00	46.09	74.00	-27.91	54.87	38.34	18.39	65.51																																																											
Limit	Read	Ant	Cable	Preamp	Aux	APos	TPos																																																											
Freq	Level	Line	Margin	Level	Factor	Loss	Factor																																																											
MHz	dBuV/m	dBuV/m	dB	dBuV	dB/m	dB	dB																																																											
1 11400.00	46.14	74.00	-27.86	54.92	38.34	18.39	65.51																																																											



		19																																																																										
Mode	Band Edge - L																																																																											
	U-NII-1_5.15-5.25_802.11ac VHT40_CH38_5190MHz																																																																											
Pol.	Horizontal	Fundamental																																																																										
Peak	<p>Level (dBuV/m) vs Frequency (MHz) for Horizontal polarization. The plot shows a signal level that is flat at approximately 50 dBuV/m until 5160 MHz, then rises sharply to about 95 dBuV/m by 5180 MHz. A red limit line is shown at 65.0 dBuV/m. A peak is marked at 5126.65 MHz.</p> <table border="1"> <thead> <tr> <th>Limit</th> <th>Read</th> <th>Ant</th> <th>Cable</th> <th>Preamp</th> <th>Aux</th> <th>APos</th> <th>TPos</th> </tr> <tr> <th>Freq</th> <th>Level</th> <th>Line</th> <th>Margin</th> <th>Level</th> <th>Factor</th> <th>Loss</th> <th>Factor</th> </tr> <tr> <th>MHz</th> <th>dBuV/m</th> <th>dBuV/m</th> <th>dB</th> <th>dBuV</th> <th>dB/m</th> <th>dB</th> <th>dB</th> </tr> </thead> <tbody> <tr> <td>1</td> <td>5126.65</td> <td>58.49</td> <td>74.00</td> <td>-15.51</td> <td>40.98</td> <td>34.35</td> <td>12.45</td> <td>29.29</td> <td>0.00</td> <td>100</td> <td>125</td> <td>PEAK</td> </tr> </tbody> </table>	Limit	Read	Ant	Cable	Preamp	Aux	APos	TPos	Freq	Level	Line	Margin	Level	Factor	Loss	Factor	MHz	dBuV/m	dBuV/m	dB	dBuV	dB/m	dB	dB	1	5126.65	58.49	74.00	-15.51	40.98	34.35	12.45	29.29	0.00	100	125	PEAK	<p>Level (dBuV/m) vs Frequency (MHz) for Fundamental polarization. The plot shows a signal level that is flat at approximately 45 dBuV/m until 5160 MHz, then rises sharply to about 95 dBuV/m by 5180 MHz. A red limit line is shown at 65.0 dBuV/m. A peak is marked at 5190.00 MHz.</p> <table border="1"> <thead> <tr> <th>Limit</th> <th>Read</th> <th>Ant</th> <th>Cable</th> <th>Preamp</th> <th>Aux</th> <th>APos</th> <th>TPos</th> </tr> <tr> <th>Freq</th> <th>Level</th> <th>Line</th> <th>Margin</th> <th>Level</th> <th>Factor</th> <th>Loss</th> <th>Factor</th> </tr> <tr> <th>MHz</th> <th>dBuV/m</th> <th>dBuV/m</th> <th>dB</th> <th>dBuV</th> <th>dB/m</th> <th>dB</th> <th>dB</th> </tr> </thead> <tbody> <tr> <td>1</td> <td>5190.00</td> <td>102.88</td> <td>68.30</td> <td>34.58</td> <td>85.18</td> <td>34.49</td> <td>12.57</td> <td>29.36</td> <td>0.00</td> <td>100</td> <td>125</td> <td>PEAK</td> </tr> </tbody> </table>	Limit	Read	Ant	Cable	Preamp	Aux	APos	TPos	Freq	Level	Line	Margin	Level	Factor	Loss	Factor	MHz	dBuV/m	dBuV/m	dB	dBuV	dB/m	dB	dB	1	5190.00	102.88	68.30	34.58	85.18	34.49	12.57	29.36	0.00	100	125	PEAK
	Limit	Read	Ant	Cable	Preamp	Aux	APos	TPos																																																																				
Freq	Level	Line	Margin	Level	Factor	Loss	Factor																																																																					
MHz	dBuV/m	dBuV/m	dB	dBuV	dB/m	dB	dB																																																																					
1	5126.65	58.49	74.00	-15.51	40.98	34.35	12.45	29.29	0.00	100	125	PEAK																																																																
Limit	Read	Ant	Cable	Preamp	Aux	APos	TPos																																																																					
Freq	Level	Line	Margin	Level	Factor	Loss	Factor																																																																					
MHz	dBuV/m	dBuV/m	dB	dBuV	dB/m	dB	dB																																																																					
1	5190.00	102.88	68.30	34.58	85.18	34.49	12.57	29.36	0.00	100	125	PEAK																																																																
Avg	<p>Level (dBuV/m) vs Frequency (MHz) for Average Horizontal polarization. The plot shows a signal level that is flat at approximately 48 dBuV/m until 5160 MHz, then rises sharply to about 95 dBuV/m by 5180 MHz. A red limit line is shown at 48.8 dBuV/m.</p> <table border="1"> <thead> <tr> <th>Limit</th> <th>Read</th> <th>Ant</th> <th>Cable</th> <th>Preamp</th> <th>Aux</th> <th>APos</th> <th>TPos</th> </tr> <tr> <th>Freq</th> <th>Level</th> <th>Line</th> <th>Margin</th> <th>Level</th> <th>Factor</th> <th>Loss</th> <th>Factor</th> </tr> <tr> <th>MHz</th> <th>dBuV/m</th> <th>dBuV/m</th> <th>dB</th> <th>dBuV</th> <th>dB/m</th> <th>dB</th> <th>dB</th> </tr> </thead> <tbody> <tr> <td>1</td> <td>5108.15</td> <td>48.35</td> <td>54.00</td> <td>-5.65</td> <td>30.89</td> <td>34.32</td> <td>12.41</td> <td>29.27</td> <td>0.00</td> <td>100</td> <td>125</td> <td>AVERAGE</td> </tr> </tbody> </table>	Limit	Read	Ant	Cable	Preamp	Aux	APos	TPos	Freq	Level	Line	Margin	Level	Factor	Loss	Factor	MHz	dBuV/m	dBuV/m	dB	dBuV	dB/m	dB	dB	1	5108.15	48.35	54.00	-5.65	30.89	34.32	12.41	29.27	0.00	100	125	AVERAGE	<p>Level (dBuV/m) vs Frequency (MHz) for Average Fundamental polarization. The plot shows a signal level that is flat at approximately 45 dBuV/m until 5160 MHz, then rises sharply to about 95 dBuV/m by 5180 MHz. A red limit line is shown at 48.8 dBuV/m.</p> <table border="1"> <thead> <tr> <th>Limit</th> <th>Read</th> <th>Ant</th> <th>Cable</th> <th>Preamp</th> <th>Aux</th> <th>APos</th> <th>TPos</th> </tr> <tr> <th>Freq</th> <th>Level</th> <th>Line</th> <th>Margin</th> <th>Level</th> <th>Factor</th> <th>Loss</th> <th>Factor</th> </tr> <tr> <th>MHz</th> <th>dBuV/m</th> <th>dBuV/m</th> <th>dB</th> <th>dBuV</th> <th>dB/m</th> <th>dB</th> <th>dB</th> </tr> </thead> <tbody> <tr> <td>1</td> <td>5190.00</td> <td>94.86</td> <td>68.30</td> <td>26.56</td> <td>77.20</td> <td>34.47</td> <td>12.54</td> <td>29.35</td> <td>0.00</td> <td>100</td> <td>125</td> <td>AVERAGE</td> </tr> </tbody> </table>	Limit	Read	Ant	Cable	Preamp	Aux	APos	TPos	Freq	Level	Line	Margin	Level	Factor	Loss	Factor	MHz	dBuV/m	dBuV/m	dB	dBuV	dB/m	dB	dB	1	5190.00	94.86	68.30	26.56	77.20	34.47	12.54	29.35	0.00	100	125	AVERAGE
Limit	Read	Ant	Cable	Preamp	Aux	APos	TPos																																																																					
Freq	Level	Line	Margin	Level	Factor	Loss	Factor																																																																					
MHz	dBuV/m	dBuV/m	dB	dBuV	dB/m	dB	dB																																																																					
1	5108.15	48.35	54.00	-5.65	30.89	34.32	12.41	29.27	0.00	100	125	AVERAGE																																																																
Limit	Read	Ant	Cable	Preamp	Aux	APos	TPos																																																																					
Freq	Level	Line	Margin	Level	Factor	Loss	Factor																																																																					
MHz	dBuV/m	dBuV/m	dB	dBuV	dB/m	dB	dB																																																																					
1	5190.00	94.86	68.30	26.56	77.20	34.47	12.54	29.35	0.00	100	125	AVERAGE																																																																



		19																																						
Mode	Band Edge - R																																							
	U-NII-1_5.15-5.25_802.11ac VHT40_CH38_5190MHz																																							
Pol.	Horizontal	Fundamental																																						
Peak	<table border="1"> <thead> <tr> <th>Limit</th> <th>Read</th> <th>Ant</th> <th>Cable</th> <th>Preamp</th> <th>Aux</th> <th>APos</th> <th>TPos</th> </tr> <tr> <th>Freq</th> <th>Level</th> <th>Line</th> <th>Margin</th> <th>Level</th> <th>Factor</th> <th>Loss</th> <th>Factor</th> </tr> <tr> <th>MHz</th> <th>dBuV/m</th> <th>dBuV/m</th> <th>dB</th> <th>dBuV</th> <th>dB/m</th> <th>dB</th> <th>dB</th> </tr> </thead> <tbody> <tr> <td>1</td> <td>5439.08</td> <td>58.14</td> <td>74.00</td> <td>-15.86</td> <td>40.10</td> <td>34.52</td> <td>13.12</td> <td>29.60</td> <td>0.00</td> <td>100</td> <td>125</td> <td>PEAK</td> </tr> </tbody> </table>	Limit	Read	Ant	Cable	Preamp	Aux	APos	TPos	Freq	Level	Line	Margin	Level	Factor	Loss	Factor	MHz	dBuV/m	dBuV/m	dB	dBuV	dB/m	dB	dB	1	5439.08	58.14	74.00	-15.86	40.10	34.52	13.12	29.60	0.00	100	125	PEAK	Blank	
Limit	Read	Ant	Cable	Preamp	Aux	APos	TPos																																	
Freq	Level	Line	Margin	Level	Factor	Loss	Factor																																	
MHz	dBuV/m	dBuV/m	dB	dBuV	dB/m	dB	dB																																	
1	5439.08	58.14	74.00	-15.86	40.10	34.52	13.12	29.60	0.00	100	125	PEAK																												
Avg	<table border="1"> <thead> <tr> <th>Limit</th> <th>Read</th> <th>Ant</th> <th>Cable</th> <th>Preamp</th> <th>Aux</th> <th>APos</th> <th>TPos</th> </tr> <tr> <th>Freq</th> <th>Level</th> <th>Line</th> <th>Margin</th> <th>Level</th> <th>Factor</th> <th>Loss</th> <th>Factor</th> </tr> <tr> <th>MHz</th> <th>dBuV/m</th> <th>dBuV/m</th> <th>dB</th> <th>dBuV</th> <th>dB/m</th> <th>dB</th> <th>dB</th> </tr> </thead> <tbody> <tr> <td>1</td> <td>5412.08</td> <td>48.29</td> <td>54.00</td> <td>-5.71</td> <td>30.30</td> <td>34.51</td> <td>13.06</td> <td>29.58</td> <td>0.00</td> <td>100</td> <td>125</td> <td>AVERAGE</td> </tr> </tbody> </table>	Limit	Read	Ant	Cable	Preamp	Aux	APos	TPos	Freq	Level	Line	Margin	Level	Factor	Loss	Factor	MHz	dBuV/m	dBuV/m	dB	dBuV	dB/m	dB	dB	1	5412.08	48.29	54.00	-5.71	30.30	34.51	13.06	29.58	0.00	100	125	AVERAGE	Blank	
Limit	Read	Ant	Cable	Preamp	Aux	APos	TPos																																	
Freq	Level	Line	Margin	Level	Factor	Loss	Factor																																	
MHz	dBuV/m	dBuV/m	dB	dBuV	dB/m	dB	dB																																	
1	5412.08	48.29	54.00	-5.71	30.30	34.51	13.06	29.58	0.00	100	125	AVERAGE																												



		19																																																																										
Mode	Band Edge - L																																																																											
	U-NII-1_5.15-5.25_802.11ac VHT40_CH38_5190MHz																																																																											
Pol.	Vertical	Fundamental																																																																										
Peak	<table border="1"> <thead> <tr> <th>Limit</th> <th>Read</th> <th>Ant</th> <th>Cable</th> <th>Preamp</th> <th>Aux</th> <th>APos</th> <th>TPos</th> </tr> <tr> <th>Freq</th> <th>Level</th> <th>Line</th> <th>Margin</th> <th>Level</th> <th>Factor</th> <th>Loss</th> <th>Factor</th> </tr> <tr> <th>MHz</th> <th>dBuV/m</th> <th>dBuV/m</th> <th>dB</th> <th>dBuV</th> <th>dB/m</th> <th>dB</th> <th>dB</th> </tr> </thead> <tbody> <tr> <td>1</td> <td>5114.65</td> <td>59.19</td> <td>74.00</td> <td>-14.81</td> <td>41.71</td> <td>34.33</td> <td>12.42</td> <td>29.27</td> <td>0.00</td> <td>100</td> <td>86</td> <td>PEAK</td> </tr> </tbody> </table>	Limit	Read	Ant	Cable	Preamp	Aux	APos	TPos	Freq	Level	Line	Margin	Level	Factor	Loss	Factor	MHz	dBuV/m	dBuV/m	dB	dBuV	dB/m	dB	dB	1	5114.65	59.19	74.00	-14.81	41.71	34.33	12.42	29.27	0.00	100	86	PEAK	<table border="1"> <thead> <tr> <th>Limit</th> <th>Read</th> <th>Ant</th> <th>Cable</th> <th>Preamp</th> <th>Aux</th> <th>APos</th> <th>TPos</th> </tr> <tr> <th>Freq</th> <th>Level</th> <th>Line</th> <th>Margin</th> <th>Level</th> <th>Factor</th> <th>Loss</th> <th>Factor</th> </tr> <tr> <th>MHz</th> <th>dBuV/m</th> <th>dBuV/m</th> <th>dB</th> <th>dBuV</th> <th>dB/m</th> <th>dB</th> <th>dB</th> </tr> </thead> <tbody> <tr> <td>1</td> <td>5190.00</td> <td>100.07</td> <td>68.30</td> <td>31.77</td> <td>82.38</td> <td>34.48</td> <td>12.56</td> <td>29.35</td> <td>0.00</td> <td>100</td> <td>86</td> <td>PEAK</td> </tr> </tbody> </table>	Limit	Read	Ant	Cable	Preamp	Aux	APos	TPos	Freq	Level	Line	Margin	Level	Factor	Loss	Factor	MHz	dBuV/m	dBuV/m	dB	dBuV	dB/m	dB	dB	1	5190.00	100.07	68.30	31.77	82.38	34.48	12.56	29.35	0.00	100	86	PEAK
	Limit	Read	Ant	Cable	Preamp	Aux	APos	TPos																																																																				
Freq	Level	Line	Margin	Level	Factor	Loss	Factor																																																																					
MHz	dBuV/m	dBuV/m	dB	dBuV	dB/m	dB	dB																																																																					
1	5114.65	59.19	74.00	-14.81	41.71	34.33	12.42	29.27	0.00	100	86	PEAK																																																																
Limit	Read	Ant	Cable	Preamp	Aux	APos	TPos																																																																					
Freq	Level	Line	Margin	Level	Factor	Loss	Factor																																																																					
MHz	dBuV/m	dBuV/m	dB	dBuV	dB/m	dB	dB																																																																					
1	5190.00	100.07	68.30	31.77	82.38	34.48	12.56	29.35	0.00	100	86	PEAK																																																																
Avg	<table border="1"> <thead> <tr> <th>Limit</th> <th>Read</th> <th>Ant</th> <th>Cable</th> <th>Preamp</th> <th>Aux</th> <th>APos</th> <th>TPos</th> </tr> <tr> <th>Freq</th> <th>Level</th> <th>Line</th> <th>Margin</th> <th>Level</th> <th>Factor</th> <th>Loss</th> <th>Factor</th> </tr> <tr> <th>MHz</th> <th>dBuV/m</th> <th>dBuV/m</th> <th>dB</th> <th>dBuV</th> <th>dB/m</th> <th>dB</th> <th>dB</th> </tr> </thead> <tbody> <tr> <td>1</td> <td>5126.65</td> <td>48.40</td> <td>54.00</td> <td>-5.60</td> <td>30.89</td> <td>34.35</td> <td>12.45</td> <td>29.29</td> <td>0.00</td> <td>100</td> <td>86</td> <td>AVERAGE</td> </tr> </tbody> </table>	Limit	Read	Ant	Cable	Preamp	Aux	APos	TPos	Freq	Level	Line	Margin	Level	Factor	Loss	Factor	MHz	dBuV/m	dBuV/m	dB	dBuV	dB/m	dB	dB	1	5126.65	48.40	54.00	-5.60	30.89	34.35	12.45	29.29	0.00	100	86	AVERAGE	<table border="1"> <thead> <tr> <th>Limit</th> <th>Read</th> <th>Ant</th> <th>Cable</th> <th>Preamp</th> <th>Aux</th> <th>APos</th> <th>TPos</th> </tr> <tr> <th>Freq</th> <th>Level</th> <th>Line</th> <th>Margin</th> <th>Level</th> <th>Factor</th> <th>Loss</th> <th>Factor</th> </tr> <tr> <th>MHz</th> <th>dBuV/m</th> <th>dBuV/m</th> <th>dB</th> <th>dBuV</th> <th>dB/m</th> <th>dB</th> <th>dB</th> </tr> </thead> <tbody> <tr> <td>1</td> <td>5190.00</td> <td>91.59</td> <td>68.30</td> <td>23.29</td> <td>73.93</td> <td>34.47</td> <td>12.54</td> <td>29.35</td> <td>0.00</td> <td>100</td> <td>86</td> <td>AVERAGE</td> </tr> </tbody> </table>	Limit	Read	Ant	Cable	Preamp	Aux	APos	TPos	Freq	Level	Line	Margin	Level	Factor	Loss	Factor	MHz	dBuV/m	dBuV/m	dB	dBuV	dB/m	dB	dB	1	5190.00	91.59	68.30	23.29	73.93	34.47	12.54	29.35	0.00	100	86	AVERAGE
Limit	Read	Ant	Cable	Preamp	Aux	APos	TPos																																																																					
Freq	Level	Line	Margin	Level	Factor	Loss	Factor																																																																					
MHz	dBuV/m	dBuV/m	dB	dBuV	dB/m	dB	dB																																																																					
1	5126.65	48.40	54.00	-5.60	30.89	34.35	12.45	29.29	0.00	100	86	AVERAGE																																																																
Limit	Read	Ant	Cable	Preamp	Aux	APos	TPos																																																																					
Freq	Level	Line	Margin	Level	Factor	Loss	Factor																																																																					
MHz	dBuV/m	dBuV/m	dB	dBuV	dB/m	dB	dB																																																																					
1	5190.00	91.59	68.30	23.29	73.93	34.47	12.54	29.35	0.00	100	86	AVERAGE																																																																



		19																																																																	
Mode	Band Edge - R																																																																		
	U-NII-1_5.15-5.25_802.11ac VHT40_CH38_5190MHz																																																																		
Pol.	Vertical	Fundamental																																																																	
Peak	<table border="1"> <thead> <tr> <th>Limit</th> <th>Read</th> <th>Ant</th> <th>Cable</th> <th>Preamp</th> <th>Aux</th> <th>APos</th> <th>TPos</th> </tr> <tr> <th>Freq</th> <th>Level</th> <th>Line</th> <th>Margin</th> <th>Level</th> <th>Factor</th> <th>Loss</th> <th>Factor</th> </tr> <tr> <th>MHz</th> <th>dBuV/m</th> <th>dBuV/m</th> <th>dB</th> <th>dBuV</th> <th>dB/m</th> <th>dB</th> <th>dB</th> </tr> </thead> <tbody> <tr> <td>1</td> <td>5432.60</td> <td>58.52</td> <td>74.00</td> <td>-15.48</td> <td>40.49</td> <td>34.52</td> <td>13.11</td> </tr> <tr> <td></td> <td></td> <td></td> <td></td> <td></td> <td></td> <td>29.60</td> <td>0.00</td> </tr> <tr> <td></td> <td></td> <td></td> <td></td> <td></td> <td></td> <td></td> <td>100</td> </tr> <tr> <td></td> <td></td> <td></td> <td></td> <td></td> <td></td> <td></td> <td>86</td> </tr> <tr> <td></td> <td></td> <td></td> <td></td> <td></td> <td></td> <td></td> <td>PEAK</td> </tr> </tbody> </table>	Limit	Read	Ant	Cable	Preamp	Aux	APos	TPos	Freq	Level	Line	Margin	Level	Factor	Loss	Factor	MHz	dBuV/m	dBuV/m	dB	dBuV	dB/m	dB	dB	1	5432.60	58.52	74.00	-15.48	40.49	34.52	13.11							29.60	0.00								100								86								PEAK	Blank	
Limit	Read	Ant	Cable	Preamp	Aux	APos	TPos																																																												
Freq	Level	Line	Margin	Level	Factor	Loss	Factor																																																												
MHz	dBuV/m	dBuV/m	dB	dBuV	dB/m	dB	dB																																																												
1	5432.60	58.52	74.00	-15.48	40.49	34.52	13.11																																																												
						29.60	0.00																																																												
							100																																																												
							86																																																												
							PEAK																																																												
Avg	<table border="1"> <thead> <tr> <th>Limit</th> <th>Read</th> <th>Ant</th> <th>Cable</th> <th>Preamp</th> <th>Aux</th> <th>APos</th> <th>TPos</th> </tr> <tr> <th>Freq</th> <th>Level</th> <th>Line</th> <th>Margin</th> <th>Level</th> <th>Factor</th> <th>Loss</th> <th>Factor</th> </tr> <tr> <th>MHz</th> <th>dBuV/m</th> <th>dBuV/m</th> <th>dB</th> <th>dBuV</th> <th>dB/m</th> <th>dB</th> <th>dB</th> </tr> </thead> <tbody> <tr> <td>1</td> <td>5413.70</td> <td>48.13</td> <td>54.00</td> <td>-5.87</td> <td>30.14</td> <td>34.51</td> <td>13.06</td> </tr> <tr> <td></td> <td></td> <td></td> <td></td> <td></td> <td></td> <td>29.58</td> <td>0.00</td> </tr> <tr> <td></td> <td></td> <td></td> <td></td> <td></td> <td></td> <td></td> <td>100</td> </tr> <tr> <td></td> <td></td> <td></td> <td></td> <td></td> <td></td> <td></td> <td>86</td> </tr> <tr> <td></td> <td></td> <td></td> <td></td> <td></td> <td></td> <td></td> <td>AVERAGE</td> </tr> </tbody> </table>	Limit	Read	Ant	Cable	Preamp	Aux	APos	TPos	Freq	Level	Line	Margin	Level	Factor	Loss	Factor	MHz	dBuV/m	dBuV/m	dB	dBuV	dB/m	dB	dB	1	5413.70	48.13	54.00	-5.87	30.14	34.51	13.06							29.58	0.00								100								86								AVERAGE	Blank	
Limit	Read	Ant	Cable	Preamp	Aux	APos	TPos																																																												
Freq	Level	Line	Margin	Level	Factor	Loss	Factor																																																												
MHz	dBuV/m	dBuV/m	dB	dBuV	dB/m	dB	dB																																																												
1	5413.70	48.13	54.00	-5.87	30.14	34.51	13.06																																																												
						29.58	0.00																																																												
							100																																																												
							86																																																												
							AVERAGE																																																												



Mode	19																																																																																															
	Harmonic																																																																																															
	U-NII-1_5.15-5.25_802.11ac VHT40_CH38_5190MHz																																																																																															
Pol.	Horizontal	Vertical																																																																																														
Peak Avg	<table border="1"> <thead> <tr> <th>Limit</th> <th>Read</th> <th>Ant</th> <th>Cable</th> <th>Preamp</th> <th>Aux</th> <th>APos</th> <th>TPos</th> </tr> <tr> <th>Freq</th> <th>Level</th> <th>Line</th> <th>Margin</th> <th>Level</th> <th>Factor</th> <th>Loss</th> <th>Factor</th> <th>Factor</th> <th>Factor</th> <th>cm</th> <th>deg</th> <th>Remark</th> </tr> <tr> <th>MHz</th> <th>dBuV/m</th> <th>dBuV/m</th> <th>dB</th> <th>dBuV</th> <th>dB/m</th> <th>dB</th> <th>dB</th> <th>dB</th> <th>dB</th> <th>cm</th> <th>deg</th> <th>PEAK</th> </tr> </thead> <tbody> <tr> <td>1 10380.00</td> <td>43.50</td> <td>68.30</td> <td>-24.80</td> <td>54.97</td> <td>37.42</td> <td>17.57</td> <td>66.46</td> <td>0.00</td> <td>300</td> <td></td> <td></td> <td>0 PEAK</td> </tr> </tbody> </table>	Limit	Read	Ant	Cable	Preamp	Aux	APos	TPos	Freq	Level	Line	Margin	Level	Factor	Loss	Factor	Factor	Factor	cm	deg	Remark	MHz	dBuV/m	dBuV/m	dB	dBuV	dB/m	dB	dB	dB	dB	cm	deg	PEAK	1 10380.00	43.50	68.30	-24.80	54.97	37.42	17.57	66.46	0.00	300			0 PEAK	<table border="1"> <thead> <tr> <th>Limit</th> <th>Read</th> <th>Ant</th> <th>Cable</th> <th>Preamp</th> <th>Aux</th> <th>APos</th> <th>TPos</th> </tr> <tr> <th>Freq</th> <th>Level</th> <th>Line</th> <th>Margin</th> <th>Level</th> <th>Factor</th> <th>Loss</th> <th>Factor</th> <th>Factor</th> <th>Factor</th> <th>cm</th> <th>deg</th> <th>Remark</th> </tr> <tr> <th>MHz</th> <th>dBuV/m</th> <th>dBuV/m</th> <th>dB</th> <th>dBuV</th> <th>dB/m</th> <th>dB</th> <th>dB</th> <th>dB</th> <th>dB</th> <th>cm</th> <th>deg</th> <th>PEAK</th> </tr> </thead> <tbody> <tr> <td>1 10380.00</td> <td>44.76</td> <td>68.30</td> <td>-23.54</td> <td>56.23</td> <td>37.42</td> <td>17.57</td> <td>66.46</td> <td>0.00</td> <td>100</td> <td></td> <td></td> <td>0 PEAK</td> </tr> </tbody> </table>	Limit	Read	Ant	Cable	Preamp	Aux	APos	TPos	Freq	Level	Line	Margin	Level	Factor	Loss	Factor	Factor	Factor	cm	deg	Remark	MHz	dBuV/m	dBuV/m	dB	dBuV	dB/m	dB	dB	dB	dB	cm	deg	PEAK	1 10380.00	44.76	68.30	-23.54	56.23	37.42	17.57	66.46	0.00	100			0 PEAK
Limit	Read	Ant	Cable	Preamp	Aux	APos	TPos																																																																																									
Freq	Level	Line	Margin	Level	Factor	Loss	Factor	Factor	Factor	cm	deg	Remark																																																																																				
MHz	dBuV/m	dBuV/m	dB	dBuV	dB/m	dB	dB	dB	dB	cm	deg	PEAK																																																																																				
1 10380.00	43.50	68.30	-24.80	54.97	37.42	17.57	66.46	0.00	300			0 PEAK																																																																																				
Limit	Read	Ant	Cable	Preamp	Aux	APos	TPos																																																																																									
Freq	Level	Line	Margin	Level	Factor	Loss	Factor	Factor	Factor	cm	deg	Remark																																																																																				
MHz	dBuV/m	dBuV/m	dB	dBuV	dB/m	dB	dB	dB	dB	cm	deg	PEAK																																																																																				
1 10380.00	44.76	68.30	-23.54	56.23	37.42	17.57	66.46	0.00	100			0 PEAK																																																																																				



		20																																																																																								
Mode	Band Edge - L																																																																																									
	U-NII-1_5.15-5.25_802.11ac VHT40_CH46_5230MHz																																																																																									
Pol.	Horizontal	Fundamental																																																																																								
Peak	<table border="1"> <thead> <tr> <th>Limit</th> <th>Read</th> <th>Ant</th> <th>Cable</th> <th>Preamp</th> <th>Aux</th> <th>APos</th> <th>TPos</th> <th colspan="2"></th> </tr> <tr> <th>Freq</th> <th>Level</th> <th>Line</th> <th>Margin</th> <th>Level</th> <th>Factor</th> <th>Loss</th> <th>Factor</th> <th>Factor</th> <th>Remark</th> </tr> <tr> <th>MHz</th> <th>dBuV/m</th> <th>dBuV/m</th> <th>dB</th> <th>dBuV</th> <th>dB/m</th> <th>dB</th> <th>dB</th> <th>dB</th> <th>cm</th> <th>deg</th> </tr> </thead> <tbody> <tr> <td>1</td> <td>5027.03</td> <td>59.84</td> <td>74.00</td> <td>-14.16</td> <td>42.56</td> <td>34.15</td> <td>12.35</td> <td>29.22</td> <td>0.00</td> <td>100</td> <td>123</td> <td>PEAK</td> </tr> </tbody> </table>	Limit	Read	Ant	Cable	Preamp	Aux	APos	TPos			Freq	Level	Line	Margin	Level	Factor	Loss	Factor	Factor	Remark	MHz	dBuV/m	dBuV/m	dB	dBuV	dB/m	dB	dB	dB	cm	deg	1	5027.03	59.84	74.00	-14.16	42.56	34.15	12.35	29.22	0.00	100	123	PEAK	<table border="1"> <thead> <tr> <th>Limit</th> <th>Read</th> <th>Ant</th> <th>Cable</th> <th>Preamp</th> <th>Aux</th> <th>APos</th> <th>TPos</th> <th colspan="2"></th> </tr> <tr> <th>Freq</th> <th>Level</th> <th>Line</th> <th>Margin</th> <th>Level</th> <th>Factor</th> <th>Loss</th> <th>Factor</th> <th>Factor</th> <th>Remark</th> </tr> <tr> <th>MHz</th> <th>dBuV/m</th> <th>dBuV/m</th> <th>dB</th> <th>dBuV</th> <th>dB/m</th> <th>dB</th> <th>dB</th> <th>dB</th> <th>cm</th> <th>deg</th> </tr> </thead> <tbody> <tr> <td>1</td> <td>5230.00</td> <td>104.72</td> <td>68.30</td> <td>36.42</td> <td>87.00</td> <td>34.50</td> <td>12.61</td> <td>29.39</td> <td>0.00</td> <td>100</td> <td>123</td> <td>PEAK</td> </tr> </tbody> </table>	Limit	Read	Ant	Cable	Preamp	Aux	APos	TPos			Freq	Level	Line	Margin	Level	Factor	Loss	Factor	Factor	Remark	MHz	dBuV/m	dBuV/m	dB	dBuV	dB/m	dB	dB	dB	cm	deg	1	5230.00	104.72	68.30	36.42	87.00	34.50	12.61	29.39	0.00	100	123	PEAK
	Limit	Read	Ant	Cable	Preamp	Aux	APos	TPos																																																																																		
Freq	Level	Line	Margin	Level	Factor	Loss	Factor	Factor	Remark																																																																																	
MHz	dBuV/m	dBuV/m	dB	dBuV	dB/m	dB	dB	dB	cm	deg																																																																																
1	5027.03	59.84	74.00	-14.16	42.56	34.15	12.35	29.22	0.00	100	123	PEAK																																																																														
Limit	Read	Ant	Cable	Preamp	Aux	APos	TPos																																																																																			
Freq	Level	Line	Margin	Level	Factor	Loss	Factor	Factor	Remark																																																																																	
MHz	dBuV/m	dBuV/m	dB	dBuV	dB/m	dB	dB	dB	cm	deg																																																																																
1	5230.00	104.72	68.30	36.42	87.00	34.50	12.61	29.39	0.00	100	123	PEAK																																																																														
Avg	<table border="1"> <thead> <tr> <th>Limit</th> <th>Read</th> <th>Ant</th> <th>Cable</th> <th>Preamp</th> <th>Aux</th> <th>APos</th> <th>TPos</th> <th colspan="2"></th> </tr> <tr> <th>Freq</th> <th>Level</th> <th>Line</th> <th>Margin</th> <th>Level</th> <th>Factor</th> <th>Loss</th> <th>Factor</th> <th>Factor</th> <th>Remark</th> </tr> <tr> <th>MHz</th> <th>dBuV/m</th> <th>dBuV/m</th> <th>dB</th> <th>dBuV</th> <th>dB/m</th> <th>dB</th> <th>dB</th> <th>dB</th> <th>cm</th> <th>deg</th> </tr> </thead> <tbody> <tr> <td>1</td> <td>5007.01</td> <td>49.26</td> <td>54.00</td> <td>-4.74</td> <td>32.02</td> <td>34.11</td> <td>12.33</td> <td>29.20</td> <td>0.00</td> <td>100</td> <td>123</td> <td>AVERAGE</td> </tr> </tbody> </table>	Limit	Read	Ant	Cable	Preamp	Aux	APos	TPos			Freq	Level	Line	Margin	Level	Factor	Loss	Factor	Factor	Remark	MHz	dBuV/m	dBuV/m	dB	dBuV	dB/m	dB	dB	dB	cm	deg	1	5007.01	49.26	54.00	-4.74	32.02	34.11	12.33	29.20	0.00	100	123	AVERAGE	<table border="1"> <thead> <tr> <th>Limit</th> <th>Read</th> <th>Ant</th> <th>Cable</th> <th>Preamp</th> <th>Aux</th> <th>APos</th> <th>TPos</th> <th colspan="2"></th> </tr> <tr> <th>Freq</th> <th>Level</th> <th>Line</th> <th>Margin</th> <th>Level</th> <th>Factor</th> <th>Loss</th> <th>Factor</th> <th>Factor</th> <th>Remark</th> </tr> <tr> <th>MHz</th> <th>dBuV/m</th> <th>dBuV/m</th> <th>dB</th> <th>dBuV</th> <th>dB/m</th> <th>dB</th> <th>dB</th> <th>dB</th> <th>cm</th> <th>deg</th> </tr> </thead> <tbody> <tr> <td>1</td> <td>5230.00</td> <td>96.57</td> <td>68.30</td> <td>28.27</td> <td>78.85</td> <td>34.50</td> <td>12.61</td> <td>29.39</td> <td>0.00</td> <td>100</td> <td>123</td> <td>AVERAGE</td> </tr> </tbody> </table>	Limit	Read	Ant	Cable	Preamp	Aux	APos	TPos			Freq	Level	Line	Margin	Level	Factor	Loss	Factor	Factor	Remark	MHz	dBuV/m	dBuV/m	dB	dBuV	dB/m	dB	dB	dB	cm	deg	1	5230.00	96.57	68.30	28.27	78.85	34.50	12.61	29.39	0.00	100	123	AVERAGE
Limit	Read	Ant	Cable	Preamp	Aux	APos	TPos																																																																																			
Freq	Level	Line	Margin	Level	Factor	Loss	Factor	Factor	Remark																																																																																	
MHz	dBuV/m	dBuV/m	dB	dBuV	dB/m	dB	dB	dB	cm	deg																																																																																
1	5007.01	49.26	54.00	-4.74	32.02	34.11	12.33	29.20	0.00	100	123	AVERAGE																																																																														
Limit	Read	Ant	Cable	Preamp	Aux	APos	TPos																																																																																			
Freq	Level	Line	Margin	Level	Factor	Loss	Factor	Factor	Remark																																																																																	
MHz	dBuV/m	dBuV/m	dB	dBuV	dB/m	dB	dB	dB	cm	deg																																																																																
1	5230.00	96.57	68.30	28.27	78.85	34.50	12.61	29.39	0.00	100	123	AVERAGE																																																																														



20																																																																	
Band Edge - R																																																																	
U-NII-1_5.15-5.25_802.11ac VHT40_CH46_5230MHz																																																																	
Pol.	Horizontal																																																																
Pol.	Fundamental																																																																
Peak	<table border="1"> <thead> <tr> <th>Limit</th> <th>Read</th> <th>Ant</th> <th>Cable</th> <th>Preamp</th> <th>Aux</th> <th>APos</th> <th>TPos</th> </tr> <tr> <th>Freq</th> <th>Level</th> <th>Line</th> <th>Margin</th> <th>Level</th> <th>Factor</th> <th>Loss</th> <th>Factor</th> </tr> <tr> <th>MHz</th> <th>dBuV/m</th> <th>dBuV/m</th> <th>dB</th> <th>dBuV</th> <th>dB/m</th> <th>dB</th> <th>dB</th> </tr> </thead> <tbody> <tr> <td>1 5454.83</td> <td>60.05</td> <td>74.00</td> <td>-13.95</td> <td>41.97</td> <td>34.53</td> <td>13.16</td> <td>29.61</td> </tr> <tr> <td></td> <td></td> <td></td> <td></td> <td></td> <td></td> <td></td> <td>0.00</td> </tr> <tr> <td></td> <td></td> <td></td> <td></td> <td></td> <td></td> <td></td> <td>100</td> </tr> <tr> <td></td> <td></td> <td></td> <td></td> <td></td> <td></td> <td></td> <td>123</td> </tr> <tr> <td></td> <td></td> <td></td> <td></td> <td></td> <td></td> <td></td> <td>PEAK</td> </tr> </tbody> </table>	Limit	Read	Ant	Cable	Preamp	Aux	APos	TPos	Freq	Level	Line	Margin	Level	Factor	Loss	Factor	MHz	dBuV/m	dBuV/m	dB	dBuV	dB/m	dB	dB	1 5454.83	60.05	74.00	-13.95	41.97	34.53	13.16	29.61								0.00								100								123								PEAK
Limit	Read	Ant	Cable	Preamp	Aux	APos	TPos																																																										
Freq	Level	Line	Margin	Level	Factor	Loss	Factor																																																										
MHz	dBuV/m	dBuV/m	dB	dBuV	dB/m	dB	dB																																																										
1 5454.83	60.05	74.00	-13.95	41.97	34.53	13.16	29.61																																																										
							0.00																																																										
							100																																																										
							123																																																										
							PEAK																																																										
Avg	<table border="1"> <thead> <tr> <th>Limit</th> <th>Read</th> <th>Ant</th> <th>Cable</th> <th>Preamp</th> <th>Aux</th> <th>APos</th> <th>TPos</th> </tr> <tr> <th>Freq</th> <th>Level</th> <th>Line</th> <th>Margin</th> <th>Level</th> <th>Factor</th> <th>Loss</th> <th>Factor</th> </tr> <tr> <th>MHz</th> <th>dBuV/m</th> <th>dBuV/m</th> <th>dB</th> <th>dBuV</th> <th>dB/m</th> <th>dB</th> <th>dB</th> </tr> </thead> <tbody> <tr> <td>1 5452.53</td> <td>49.60</td> <td>54.00</td> <td>-4.40</td> <td>31.52</td> <td>34.53</td> <td>13.16</td> <td>29.61</td> </tr> <tr> <td></td> <td></td> <td></td> <td></td> <td></td> <td></td> <td></td> <td>0.00</td> </tr> <tr> <td></td> <td></td> <td></td> <td></td> <td></td> <td></td> <td></td> <td>100</td> </tr> <tr> <td></td> <td></td> <td></td> <td></td> <td></td> <td></td> <td></td> <td>123</td> </tr> <tr> <td></td> <td></td> <td></td> <td></td> <td></td> <td></td> <td></td> <td>AVERAGE</td> </tr> </tbody> </table>	Limit	Read	Ant	Cable	Preamp	Aux	APos	TPos	Freq	Level	Line	Margin	Level	Factor	Loss	Factor	MHz	dBuV/m	dBuV/m	dB	dBuV	dB/m	dB	dB	1 5452.53	49.60	54.00	-4.40	31.52	34.53	13.16	29.61								0.00								100								123								AVERAGE
Limit	Read	Ant	Cable	Preamp	Aux	APos	TPos																																																										
Freq	Level	Line	Margin	Level	Factor	Loss	Factor																																																										
MHz	dBuV/m	dBuV/m	dB	dBuV	dB/m	dB	dB																																																										
1 5452.53	49.60	54.00	-4.40	31.52	34.53	13.16	29.61																																																										
							0.00																																																										
							100																																																										
							123																																																										
							AVERAGE																																																										



		20																																																																																																																
Mode		Band Edge - L																																																																																																																
		U-NII-1_5.15-5.25_802.11ac VHT40_CH46_5230MHz																																																																																																																
Pol.	Vertical	Fundamental																																																																																																																
Peak	<table border="1"> <thead> <tr> <th>Limit</th> <th>Read</th> <th>Ant</th> <th>Cable</th> <th>Preamp</th> <th>Aux</th> <th>APos</th> <th>TPos</th> </tr> <tr> <th>Freq</th> <th>Level</th> <th>Line</th> <th>Margin</th> <th>Level</th> <th>Factor</th> <th>Loss</th> <th>Factor</th> </tr> <tr> <th>MHz</th> <th>dBuV/m</th> <th>dBuV/m</th> <th>dB</th> <th>dBuV</th> <th>dB/m</th> <th>dB</th> <th>dB</th> </tr> </thead> <tbody> <tr> <td>1</td> <td>5126.85</td> <td>59.16</td> <td>74.00</td> <td>-14.84</td> <td>41.65</td> <td>34.35</td> <td>12.45</td> </tr> <tr> <td></td> <td></td> <td></td> <td></td> <td></td> <td>29.29</td> <td>0.00</td> <td>377</td> </tr> <tr> <td></td> <td></td> <td></td> <td></td> <td></td> <td></td> <td></td> <td>87</td> </tr> <tr> <td></td> <td></td> <td></td> <td></td> <td></td> <td></td> <td></td> <td>PEAK</td> </tr> </tbody> </table>	Limit	Read	Ant	Cable	Preamp	Aux	APos	TPos	Freq	Level	Line	Margin	Level	Factor	Loss	Factor	MHz	dBuV/m	dBuV/m	dB	dBuV	dB/m	dB	dB	1	5126.85	59.16	74.00	-14.84	41.65	34.35	12.45						29.29	0.00	377								87								PEAK	<table border="1"> <thead> <tr> <th>Limit</th> <th>Read</th> <th>Ant</th> <th>Cable</th> <th>Preamp</th> <th>Aux</th> <th>APos</th> <th>TPos</th> </tr> <tr> <th>Freq</th> <th>Level</th> <th>Line</th> <th>Margin</th> <th>Level</th> <th>Factor</th> <th>Loss</th> <th>Factor</th> </tr> <tr> <th>MHz</th> <th>dBuV/m</th> <th>dBuV/m</th> <th>dB</th> <th>dBuV</th> <th>dB/m</th> <th>dB</th> <th>dB</th> </tr> </thead> <tbody> <tr> <td>1</td> <td>5230.00</td> <td>103.77</td> <td>68.30</td> <td>35.47</td> <td>86.05</td> <td>34.50</td> <td>12.61</td> </tr> <tr> <td></td> <td></td> <td></td> <td></td> <td>29.39</td> <td>0.00</td> <td></td> <td>377</td> </tr> <tr> <td></td> <td></td> <td></td> <td></td> <td></td> <td></td> <td></td> <td>87</td> </tr> <tr> <td></td> <td></td> <td></td> <td></td> <td></td> <td></td> <td></td> <td>PEAK</td> </tr> </tbody> </table>	Limit	Read	Ant	Cable	Preamp	Aux	APos	TPos	Freq	Level	Line	Margin	Level	Factor	Loss	Factor	MHz	dBuV/m	dBuV/m	dB	dBuV	dB/m	dB	dB	1	5230.00	103.77	68.30	35.47	86.05	34.50	12.61					29.39	0.00		377								87								PEAK
Limit	Read	Ant	Cable	Preamp	Aux	APos	TPos																																																																																																											
Freq	Level	Line	Margin	Level	Factor	Loss	Factor																																																																																																											
MHz	dBuV/m	dBuV/m	dB	dBuV	dB/m	dB	dB																																																																																																											
1	5126.85	59.16	74.00	-14.84	41.65	34.35	12.45																																																																																																											
					29.29	0.00	377																																																																																																											
							87																																																																																																											
							PEAK																																																																																																											
Limit	Read	Ant	Cable	Preamp	Aux	APos	TPos																																																																																																											
Freq	Level	Line	Margin	Level	Factor	Loss	Factor																																																																																																											
MHz	dBuV/m	dBuV/m	dB	dBuV	dB/m	dB	dB																																																																																																											
1	5230.00	103.77	68.30	35.47	86.05	34.50	12.61																																																																																																											
				29.39	0.00		377																																																																																																											
							87																																																																																																											
							PEAK																																																																																																											
Avg	<table border="1"> <thead> <tr> <th>Limit</th> <th>Read</th> <th>Ant</th> <th>Cable</th> <th>Preamp</th> <th>Aux</th> <th>APos</th> <th>TPos</th> </tr> <tr> <th>Freq</th> <th>Level</th> <th>Line</th> <th>Margin</th> <th>Level</th> <th>Factor</th> <th>Loss</th> <th>Factor</th> </tr> <tr> <th>MHz</th> <th>dBuV/m</th> <th>dBuV/m</th> <th>dB</th> <th>dBuV</th> <th>dB/m</th> <th>dB</th> <th>dB</th> </tr> </thead> <tbody> <tr> <td>1</td> <td>5030.25</td> <td>49.05</td> <td>54.00</td> <td>-4.95</td> <td>31.76</td> <td>34.16</td> <td>12.35</td> </tr> <tr> <td></td> <td></td> <td></td> <td></td> <td>29.22</td> <td>0.00</td> <td></td> <td>377</td> </tr> <tr> <td></td> <td></td> <td></td> <td></td> <td></td> <td></td> <td></td> <td>87</td> </tr> <tr> <td></td> <td></td> <td></td> <td></td> <td></td> <td></td> <td></td> <td>AVERAGE</td> </tr> </tbody> </table>	Limit	Read	Ant	Cable	Preamp	Aux	APos	TPos	Freq	Level	Line	Margin	Level	Factor	Loss	Factor	MHz	dBuV/m	dBuV/m	dB	dBuV	dB/m	dB	dB	1	5030.25	49.05	54.00	-4.95	31.76	34.16	12.35					29.22	0.00		377								87								AVERAGE	<table border="1"> <thead> <tr> <th>Limit</th> <th>Read</th> <th>Ant</th> <th>Cable</th> <th>Preamp</th> <th>Aux</th> <th>APos</th> <th>TPos</th> </tr> <tr> <th>Freq</th> <th>Level</th> <th>Line</th> <th>Margin</th> <th>Level</th> <th>Factor</th> <th>Loss</th> <th>Factor</th> </tr> <tr> <th>MHz</th> <th>dBuV/m</th> <th>dBuV/m</th> <th>dB</th> <th>dBuV</th> <th>dB/m</th> <th>dB</th> <th>dB</th> </tr> </thead> <tbody> <tr> <td>1</td> <td>5230.00</td> <td>95.26</td> <td>68.30</td> <td>26.96</td> <td>77.54</td> <td>34.50</td> <td>12.61</td> </tr> <tr> <td></td> <td></td> <td></td> <td></td> <td>29.39</td> <td>0.00</td> <td></td> <td>377</td> </tr> <tr> <td></td> <td></td> <td></td> <td></td> <td></td> <td></td> <td></td> <td>87</td> </tr> <tr> <td></td> <td></td> <td></td> <td></td> <td></td> <td></td> <td></td> <td>AVERAGE</td> </tr> </tbody> </table>	Limit	Read	Ant	Cable	Preamp	Aux	APos	TPos	Freq	Level	Line	Margin	Level	Factor	Loss	Factor	MHz	dBuV/m	dBuV/m	dB	dBuV	dB/m	dB	dB	1	5230.00	95.26	68.30	26.96	77.54	34.50	12.61					29.39	0.00		377								87								AVERAGE
Limit	Read	Ant	Cable	Preamp	Aux	APos	TPos																																																																																																											
Freq	Level	Line	Margin	Level	Factor	Loss	Factor																																																																																																											
MHz	dBuV/m	dBuV/m	dB	dBuV	dB/m	dB	dB																																																																																																											
1	5030.25	49.05	54.00	-4.95	31.76	34.16	12.35																																																																																																											
				29.22	0.00		377																																																																																																											
							87																																																																																																											
							AVERAGE																																																																																																											
Limit	Read	Ant	Cable	Preamp	Aux	APos	TPos																																																																																																											
Freq	Level	Line	Margin	Level	Factor	Loss	Factor																																																																																																											
MHz	dBuV/m	dBuV/m	dB	dBuV	dB/m	dB	dB																																																																																																											
1	5230.00	95.26	68.30	26.96	77.54	34.50	12.61																																																																																																											
				29.39	0.00		377																																																																																																											
							87																																																																																																											
							AVERAGE																																																																																																											

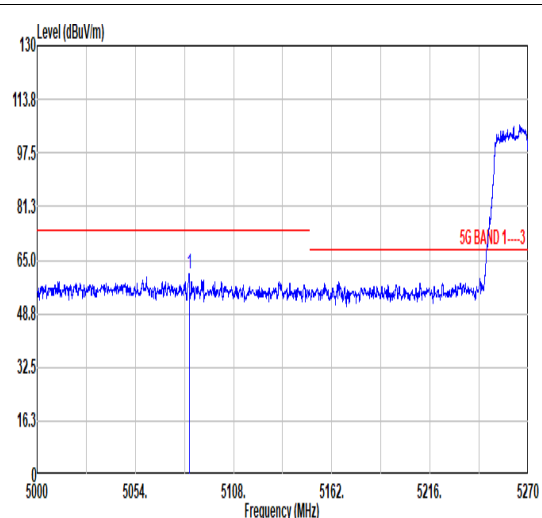
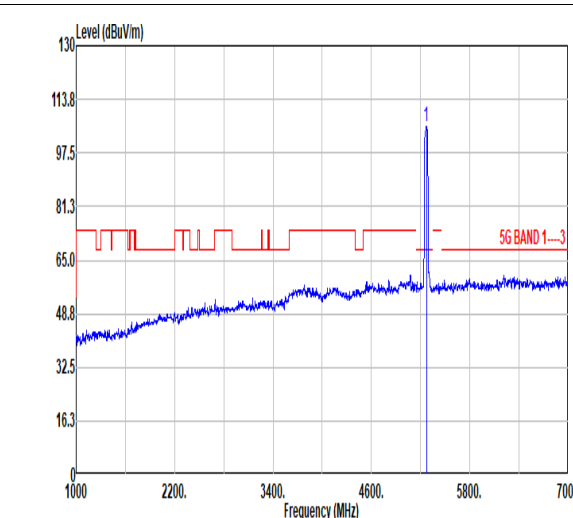
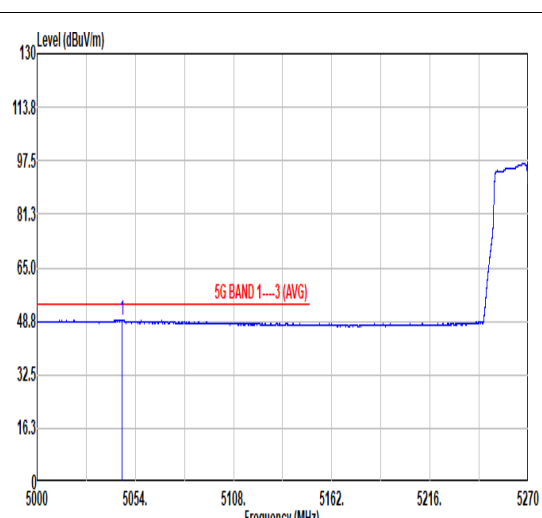
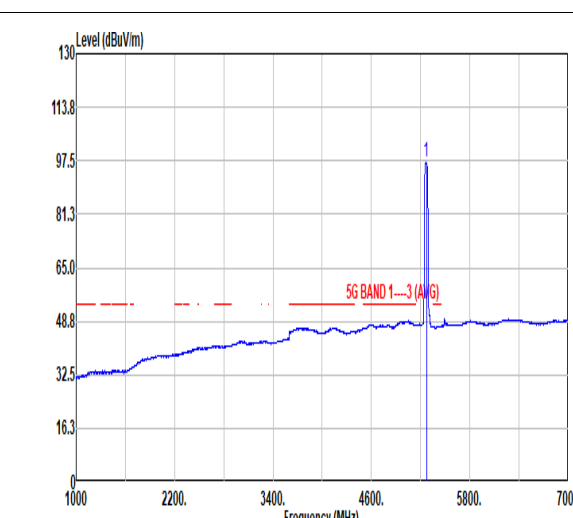


		20																																						
Mode		Band Edge - R																																						
		U-NII-1_5.15-5.25_802.11ac VHT40_CH46_5230MHz																																						
Pol.	Vertical	Fundamental																																						
Peak	<table border="1"> <thead> <tr> <th>Limit</th> <th>Read</th> <th>Ant</th> <th>Cable</th> <th>Preamp</th> <th>Aux</th> <th>APos</th> <th>TPos</th> </tr> <tr> <th>Freq</th> <th>Level</th> <th>Line</th> <th>Margin</th> <th>Level</th> <th>Factor</th> <th>Loss</th> <th>Factor</th> </tr> <tr> <th>MHz</th> <th>dBuV/m</th> <th>dBuV/m</th> <th>dB</th> <th>dBuV</th> <th>dB/m</th> <th>dB</th> <th>dB</th> </tr> </thead> <tbody> <tr> <td>1</td> <td>5455.75</td> <td>58.08</td> <td>74.00</td> <td>-15.92</td> <td>40.00</td> <td>34.53</td> <td>13.16</td> <td>29.61</td> <td>0.00</td> <td>377</td> <td>87</td> <td>PEAK</td> </tr> </tbody> </table>	Limit	Read	Ant	Cable	Preamp	Aux	APos	TPos	Freq	Level	Line	Margin	Level	Factor	Loss	Factor	MHz	dBuV/m	dBuV/m	dB	dBuV	dB/m	dB	dB	1	5455.75	58.08	74.00	-15.92	40.00	34.53	13.16	29.61	0.00	377	87	PEAK	Blank	
Limit	Read	Ant	Cable	Preamp	Aux	APos	TPos																																	
Freq	Level	Line	Margin	Level	Factor	Loss	Factor																																	
MHz	dBuV/m	dBuV/m	dB	dBuV	dB/m	dB	dB																																	
1	5455.75	58.08	74.00	-15.92	40.00	34.53	13.16	29.61	0.00	377	87	PEAK																												
Avg	<table border="1"> <thead> <tr> <th>Limit</th> <th>Read</th> <th>Ant</th> <th>Cable</th> <th>Preamp</th> <th>Aux</th> <th>APos</th> <th>TPos</th> </tr> <tr> <th>Freq</th> <th>Level</th> <th>Line</th> <th>Margin</th> <th>Level</th> <th>Factor</th> <th>Loss</th> <th>Factor</th> </tr> <tr> <th>MHz</th> <th>dBuV/m</th> <th>dBuV/m</th> <th>dB</th> <th>dBuV</th> <th>dB/m</th> <th>dB</th> <th>dB</th> </tr> </thead> <tbody> <tr> <td>1</td> <td>5451.84</td> <td>47.92</td> <td>54.00</td> <td>-6.08</td> <td>29.85</td> <td>34.53</td> <td>13.15</td> <td>29.61</td> <td>0.00</td> <td>377</td> <td>87</td> <td>AVERAGE</td> </tr> </tbody> </table>	Limit	Read	Ant	Cable	Preamp	Aux	APos	TPos	Freq	Level	Line	Margin	Level	Factor	Loss	Factor	MHz	dBuV/m	dBuV/m	dB	dBuV	dB/m	dB	dB	1	5451.84	47.92	54.00	-6.08	29.85	34.53	13.15	29.61	0.00	377	87	AVERAGE	Blank	
Limit	Read	Ant	Cable	Preamp	Aux	APos	TPos																																	
Freq	Level	Line	Margin	Level	Factor	Loss	Factor																																	
MHz	dBuV/m	dBuV/m	dB	dBuV	dB/m	dB	dB																																	
1	5451.84	47.92	54.00	-6.08	29.85	34.53	13.15	29.61	0.00	377	87	AVERAGE																												



Mode	20																																																																																									
	Harmonic																																																																																									
	U-NII-1_5.15-5.25_802.11ac VHT40_CH46_5230MHz																																																																																									
Pol.	Horizontal	Vertical																																																																																								
Peak Avg	<table border="1"> <thead> <tr> <th>Limit</th> <th>Read</th> <th>Ant</th> <th>Cable</th> <th>Preamp</th> <th>Aux</th> <th>APos</th> <th>TPos</th> </tr> <tr> <th>Freq</th> <th>Level</th> <th>Line</th> <th>Margin</th> <th>Level</th> <th>Factor</th> <th>Loss</th> <th>Factor</th> <th>Factor</th> <th>Factor</th> <th>Factor</th> <th>Remark</th> </tr> <tr> <th>MHz</th> <th>dBuV/m</th> <th>dBuV/m</th> <th>dB</th> <th>dBuV</th> <th>dB/m</th> <th>dB</th> <th>dB</th> <th>dB</th> <th>cm</th> <th>deg</th> <th></th> </tr> </thead> <tbody> <tr> <td>1 10460.00</td> <td>43.69</td> <td>68.30</td> <td>-24.61</td> <td>54.90</td> <td>37.51</td> <td>17.64</td> <td>66.36</td> <td>0.00</td> <td>300</td> <td>360</td> <td>PEAK</td> </tr> </tbody> </table>	Limit	Read	Ant	Cable	Preamp	Aux	APos	TPos	Freq	Level	Line	Margin	Level	Factor	Loss	Factor	Factor	Factor	Factor	Remark	MHz	dBuV/m	dBuV/m	dB	dBuV	dB/m	dB	dB	dB	cm	deg		1 10460.00	43.69	68.30	-24.61	54.90	37.51	17.64	66.36	0.00	300	360	PEAK	<table border="1"> <thead> <tr> <th>Limit</th> <th>Read</th> <th>Ant</th> <th>Cable</th> <th>Preamp</th> <th>Aux</th> <th>APos</th> <th>TPos</th> </tr> <tr> <th>Freq</th> <th>Level</th> <th>Line</th> <th>Margin</th> <th>Level</th> <th>Factor</th> <th>Loss</th> <th>Factor</th> <th>Factor</th> <th>Factor</th> <th>Factor</th> <th>Remark</th> </tr> <tr> <th>MHz</th> <th>dBuV/m</th> <th>dBuV/m</th> <th>dB</th> <th>dBuV</th> <th>dB/m</th> <th>dB</th> <th>dB</th> <th>dB</th> <th>cm</th> <th>deg</th> <th></th> </tr> </thead> <tbody> <tr> <td>1 10460.00</td> <td>44.14</td> <td>68.30</td> <td>-24.16</td> <td>55.35</td> <td>37.51</td> <td>17.64</td> <td>66.36</td> <td>0.00</td> <td>100</td> <td>360</td> <td>PEAK</td> </tr> </tbody> </table>	Limit	Read	Ant	Cable	Preamp	Aux	APos	TPos	Freq	Level	Line	Margin	Level	Factor	Loss	Factor	Factor	Factor	Factor	Remark	MHz	dBuV/m	dBuV/m	dB	dBuV	dB/m	dB	dB	dB	cm	deg		1 10460.00	44.14	68.30	-24.16	55.35	37.51	17.64	66.36	0.00	100	360	PEAK
Limit	Read	Ant	Cable	Preamp	Aux	APos	TPos																																																																																			
Freq	Level	Line	Margin	Level	Factor	Loss	Factor	Factor	Factor	Factor	Remark																																																																															
MHz	dBuV/m	dBuV/m	dB	dBuV	dB/m	dB	dB	dB	cm	deg																																																																																
1 10460.00	43.69	68.30	-24.61	54.90	37.51	17.64	66.36	0.00	300	360	PEAK																																																																															
Limit	Read	Ant	Cable	Preamp	Aux	APos	TPos																																																																																			
Freq	Level	Line	Margin	Level	Factor	Loss	Factor	Factor	Factor	Factor	Remark																																																																															
MHz	dBuV/m	dBuV/m	dB	dBuV	dB/m	dB	dB	dB	cm	deg																																																																																
1 10460.00	44.14	68.30	-24.16	55.35	37.51	17.64	66.36	0.00	100	360	PEAK																																																																															



		21																																																																																								
Mode		Band Edge - L																																																																																								
		U-NII-2A_5.25-5.35_802.11ac VHT40_CH54_5270MHz																																																																																								
Pol.	Horizontal	Fundamental																																																																																								
Peak	 <p>Level (dBuV/m) vs Frequency (MHz) for Horizontal polarization. The plot shows a signal level around 50 dBuV/m with a sharp peak at 5270 MHz reaching approximately 100 dBuV/m. A red limit line for '5G BAND 1-3' is shown at approximately 65 dBuV/m.</p> <table border="1"> <thead> <tr> <th>Limit</th> <th>Read</th> <th>Ant</th> <th>Cable</th> <th>Preamp</th> <th>Aux</th> <th>APos</th> <th>TPos</th> <th colspan="2"></th> </tr> <tr> <th>Freq</th> <th>Level</th> <th>Line</th> <th>Margin</th> <th>Level</th> <th>Factor</th> <th>Loss</th> <th>Factor</th> <th>Factor</th> <th>Remark</th> </tr> <tr> <th>MHz</th> <th>dBuV/m</th> <th>dBuV/m</th> <th>dB</th> <th>dBuV</th> <th>dB/m</th> <th>dB</th> <th>dB</th> <th>dB</th> <th>cm</th> <th>deg</th> </tr> </thead> <tbody> <tr> <td>1</td> <td>5083.57</td> <td>60.97</td> <td>74.00</td> <td>-13.03</td> <td>43.56</td> <td>34.27</td> <td>12.39</td> <td>29.25</td> <td>0.00</td> <td>100</td> <td>118</td> <td>PEAK</td> </tr> </tbody> </table>	Limit	Read	Ant	Cable	Preamp	Aux	APos	TPos			Freq	Level	Line	Margin	Level	Factor	Loss	Factor	Factor	Remark	MHz	dBuV/m	dBuV/m	dB	dBuV	dB/m	dB	dB	dB	cm	deg	1	5083.57	60.97	74.00	-13.03	43.56	34.27	12.39	29.25	0.00	100	118	PEAK	 <p>Level (dBuV/m) vs Frequency (MHz) for Fundamental polarization. The plot shows a signal level around 50 dBuV/m with a sharp peak at 5270 MHz reaching approximately 100 dBuV/m. A red limit line for '5G BAND 1-3' is shown at approximately 65 dBuV/m.</p> <table border="1"> <thead> <tr> <th>Limit</th> <th>Read</th> <th>Ant</th> <th>Cable</th> <th>Preamp</th> <th>Aux</th> <th>APos</th> <th>TPos</th> <th colspan="2"></th> </tr> <tr> <th>Freq</th> <th>Level</th> <th>Line</th> <th>Margin</th> <th>Level</th> <th>Factor</th> <th>Loss</th> <th>Factor</th> <th>Factor</th> <th>Remark</th> </tr> <tr> <th>MHz</th> <th>dBuV/m</th> <th>dBuV/m</th> <th>dB</th> <th>dBuV</th> <th>dB/m</th> <th>dB</th> <th>dB</th> <th>dB</th> <th>cm</th> <th>deg</th> </tr> </thead> <tbody> <tr> <td>1</td> <td>5270.00</td> <td>105.35</td> <td>68.30</td> <td>37.05</td> <td>87.62</td> <td>34.50</td> <td>12.67</td> <td>29.44</td> <td>0.00</td> <td>100</td> <td>118</td> <td>PEAK</td> </tr> </tbody> </table>	Limit	Read	Ant	Cable	Preamp	Aux	APos	TPos			Freq	Level	Line	Margin	Level	Factor	Loss	Factor	Factor	Remark	MHz	dBuV/m	dBuV/m	dB	dBuV	dB/m	dB	dB	dB	cm	deg	1	5270.00	105.35	68.30	37.05	87.62	34.50	12.67	29.44	0.00	100	118	PEAK
Limit	Read	Ant	Cable	Preamp	Aux	APos	TPos																																																																																			
Freq	Level	Line	Margin	Level	Factor	Loss	Factor	Factor	Remark																																																																																	
MHz	dBuV/m	dBuV/m	dB	dBuV	dB/m	dB	dB	dB	cm	deg																																																																																
1	5083.57	60.97	74.00	-13.03	43.56	34.27	12.39	29.25	0.00	100	118	PEAK																																																																														
Limit	Read	Ant	Cable	Preamp	Aux	APos	TPos																																																																																			
Freq	Level	Line	Margin	Level	Factor	Loss	Factor	Factor	Remark																																																																																	
MHz	dBuV/m	dBuV/m	dB	dBuV	dB/m	dB	dB	dB	cm	deg																																																																																
1	5270.00	105.35	68.30	37.05	87.62	34.50	12.67	29.44	0.00	100	118	PEAK																																																																														
Avg	 <p>Level (dBuV/m) vs Frequency (MHz) for Horizontal polarization. The plot shows an average signal level around 50 dBuV/m with a peak at 5270 MHz. A red limit line for '5G BAND 1-3 (AVG)' is shown at approximately 48 dBuV/m.</p> <table border="1"> <thead> <tr> <th>Limit</th> <th>Read</th> <th>Ant</th> <th>Cable</th> <th>Preamp</th> <th>Aux</th> <th>APos</th> <th>TPos</th> <th colspan="2"></th> </tr> <tr> <th>Freq</th> <th>Level</th> <th>Line</th> <th>Margin</th> <th>Level</th> <th>Factor</th> <th>Loss</th> <th>Factor</th> <th>Factor</th> <th>Remark</th> </tr> <tr> <th>MHz</th> <th>dBuV/m</th> <th>dBuV/m</th> <th>dB</th> <th>dBuV</th> <th>dB/m</th> <th>dB</th> <th>dB</th> <th>dB</th> <th>cm</th> <th>deg</th> </tr> </thead> <tbody> <tr> <td>1</td> <td>5046.85</td> <td>49.12</td> <td>54.00</td> <td>-4.88</td> <td>31.80</td> <td>34.19</td> <td>12.36</td> <td>29.23</td> <td>0.00</td> <td>100</td> <td>118</td> <td>AVERAGE</td> </tr> </tbody> </table>	Limit	Read	Ant	Cable	Preamp	Aux	APos	TPos			Freq	Level	Line	Margin	Level	Factor	Loss	Factor	Factor	Remark	MHz	dBuV/m	dBuV/m	dB	dBuV	dB/m	dB	dB	dB	cm	deg	1	5046.85	49.12	54.00	-4.88	31.80	34.19	12.36	29.23	0.00	100	118	AVERAGE	 <p>Level (dBuV/m) vs Frequency (MHz) for Fundamental polarization. The plot shows an average signal level around 50 dBuV/m with a peak at 5270 MHz. A red limit line for '5G BAND 1-3 (AVG)' is shown at approximately 48 dBuV/m.</p> <table border="1"> <thead> <tr> <th>Limit</th> <th>Read</th> <th>Ant</th> <th>Cable</th> <th>Preamp</th> <th>Aux</th> <th>APos</th> <th>TPos</th> <th colspan="2"></th> </tr> <tr> <th>Freq</th> <th>Level</th> <th>Line</th> <th>Margin</th> <th>Level</th> <th>Factor</th> <th>Loss</th> <th>Factor</th> <th>Factor</th> <th>Remark</th> </tr> <tr> <th>MHz</th> <th>dBuV/m</th> <th>dBuV/m</th> <th>dB</th> <th>dBuV</th> <th>dB/m</th> <th>dB</th> <th>dB</th> <th>dB</th> <th>cm</th> <th>deg</th> </tr> </thead> <tbody> <tr> <td>1</td> <td>5270.00</td> <td>97.18</td> <td>68.30</td> <td>28.88</td> <td>79.45</td> <td>34.50</td> <td>12.66</td> <td>29.43</td> <td>0.00</td> <td>100</td> <td>118</td> <td>AVERAGE</td> </tr> </tbody> </table>	Limit	Read	Ant	Cable	Preamp	Aux	APos	TPos			Freq	Level	Line	Margin	Level	Factor	Loss	Factor	Factor	Remark	MHz	dBuV/m	dBuV/m	dB	dBuV	dB/m	dB	dB	dB	cm	deg	1	5270.00	97.18	68.30	28.88	79.45	34.50	12.66	29.43	0.00	100	118	AVERAGE
Limit	Read	Ant	Cable	Preamp	Aux	APos	TPos																																																																																			
Freq	Level	Line	Margin	Level	Factor	Loss	Factor	Factor	Remark																																																																																	
MHz	dBuV/m	dBuV/m	dB	dBuV	dB/m	dB	dB	dB	cm	deg																																																																																
1	5046.85	49.12	54.00	-4.88	31.80	34.19	12.36	29.23	0.00	100	118	AVERAGE																																																																														
Limit	Read	Ant	Cable	Preamp	Aux	APos	TPos																																																																																			
Freq	Level	Line	Margin	Level	Factor	Loss	Factor	Factor	Remark																																																																																	
MHz	dBuV/m	dBuV/m	dB	dBuV	dB/m	dB	dB	dB	cm	deg																																																																																
1	5270.00	97.18	68.30	28.88	79.45	34.50	12.66	29.43	0.00	100	118	AVERAGE																																																																														



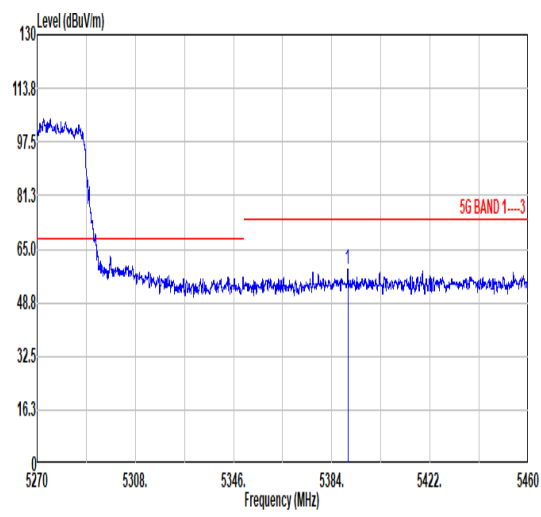
21																																																																	
Mode	Band Edge - R																																																																
	U-NII-2A_5.25-5.35_802.11ac VHT40_CH54_5270MHz																																																																
Pol.	Horizontal																																																																
Peak	Fundamental																																																																
Peak	<table border="1"> <thead> <tr> <th>Limit</th> <th>Read</th> <th>Ant</th> <th>Cable</th> <th>Preamp</th> <th>Aux</th> <th>APos</th> <th>TPos</th> </tr> <tr> <th>Freq</th> <th>Level</th> <th>Line</th> <th>Margin</th> <th>Level</th> <th>Factor</th> <th>Loss</th> <th>Factor</th> </tr> <tr> <th>MHz</th> <th>dBuV/m</th> <th>dBuV/m</th> <th>dB</th> <th>dBuV</th> <th>dB/m</th> <th>dB</th> <th>dB</th> </tr> </thead> <tbody> <tr> <td>1</td> <td>5354.46</td> <td>57.69</td> <td>74.00</td> <td>-16.31</td> <td>39.83</td> <td>34.50</td> <td>12.88</td> </tr> <tr> <td></td> <td></td> <td></td> <td></td> <td></td> <td></td> <td>29.52</td> <td>0.00</td> </tr> <tr> <td></td> <td></td> <td></td> <td></td> <td></td> <td></td> <td></td> <td>100</td> </tr> <tr> <td></td> <td></td> <td></td> <td></td> <td></td> <td></td> <td></td> <td>118</td> </tr> <tr> <td></td> <td></td> <td></td> <td></td> <td></td> <td></td> <td></td> <td>PEAK</td> </tr> </tbody> </table>	Limit	Read	Ant	Cable	Preamp	Aux	APos	TPos	Freq	Level	Line	Margin	Level	Factor	Loss	Factor	MHz	dBuV/m	dBuV/m	dB	dBuV	dB/m	dB	dB	1	5354.46	57.69	74.00	-16.31	39.83	34.50	12.88							29.52	0.00								100								118								PEAK
Limit	Read	Ant	Cable	Preamp	Aux	APos	TPos																																																										
Freq	Level	Line	Margin	Level	Factor	Loss	Factor																																																										
MHz	dBuV/m	dBuV/m	dB	dBuV	dB/m	dB	dB																																																										
1	5354.46	57.69	74.00	-16.31	39.83	34.50	12.88																																																										
						29.52	0.00																																																										
							100																																																										
							118																																																										
							PEAK																																																										
Avg	<table border="1"> <thead> <tr> <th>Limit</th> <th>Read</th> <th>Ant</th> <th>Cable</th> <th>Preamp</th> <th>Aux</th> <th>APos</th> <th>TPos</th> </tr> <tr> <th>Freq</th> <th>Level</th> <th>Line</th> <th>Margin</th> <th>Level</th> <th>Factor</th> <th>Loss</th> <th>Factor</th> </tr> <tr> <th>MHz</th> <th>dBuV/m</th> <th>dBuV/m</th> <th>dB</th> <th>dBuV</th> <th>dB/m</th> <th>dB</th> <th>dB</th> </tr> </thead> <tbody> <tr> <td>1</td> <td>5458.19</td> <td>47.77</td> <td>54.00</td> <td>-6.23</td> <td>29.69</td> <td>34.53</td> <td>13.17</td> </tr> <tr> <td></td> <td></td> <td></td> <td></td> <td></td> <td></td> <td>29.62</td> <td>0.00</td> </tr> <tr> <td></td> <td></td> <td></td> <td></td> <td></td> <td></td> <td></td> <td>100</td> </tr> <tr> <td></td> <td></td> <td></td> <td></td> <td></td> <td></td> <td></td> <td>118</td> </tr> <tr> <td></td> <td></td> <td></td> <td></td> <td></td> <td></td> <td></td> <td>AVERAGE</td> </tr> </tbody> </table>	Limit	Read	Ant	Cable	Preamp	Aux	APos	TPos	Freq	Level	Line	Margin	Level	Factor	Loss	Factor	MHz	dBuV/m	dBuV/m	dB	dBuV	dB/m	dB	dB	1	5458.19	47.77	54.00	-6.23	29.69	34.53	13.17							29.62	0.00								100								118								AVERAGE
Limit	Read	Ant	Cable	Preamp	Aux	APos	TPos																																																										
Freq	Level	Line	Margin	Level	Factor	Loss	Factor																																																										
MHz	dBuV/m	dBuV/m	dB	dBuV	dB/m	dB	dB																																																										
1	5458.19	47.77	54.00	-6.23	29.69	34.53	13.17																																																										
						29.62	0.00																																																										
							100																																																										
							118																																																										
							AVERAGE																																																										



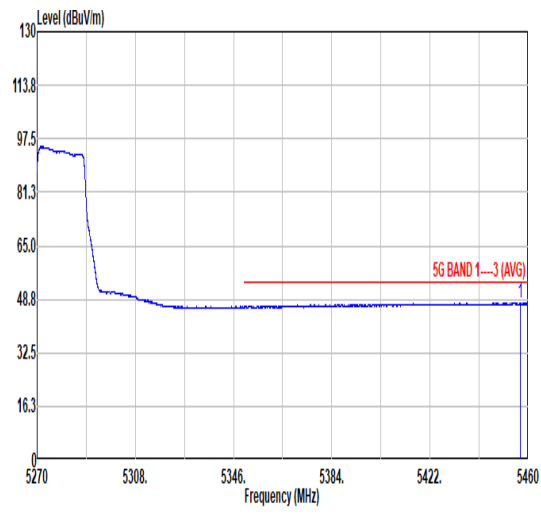
		21																																																																																																																
Mode		Band Edge - L																																																																																																																
		U-NII-2A_5.25-5.35_802.11ac VHT40_CH54_5270MHz																																																																																																																
Pol.	Vertical	Fundamental																																																																																																																
Peak	<table border="1"> <thead> <tr> <th>Limit</th> <th>Read</th> <th>Ant</th> <th>Cable</th> <th>Preamp</th> <th>Aux</th> <th>APos</th> <th>TPos</th> </tr> <tr> <th>Freq</th> <th>Level</th> <th>Line</th> <th>Margin</th> <th>Level</th> <th>Factor</th> <th>Loss</th> <th>Factor</th> </tr> <tr> <th>MHz</th> <th>dBuV/m</th> <th>dBuV/m</th> <th>dB</th> <th>dBuV</th> <th>dB/m</th> <th>dB</th> <th>dB</th> </tr> </thead> <tbody> <tr> <td>1 5031.19</td> <td>60.51</td> <td>74.00</td> <td>-13.49</td> <td>43.22</td> <td>34.16</td> <td>12.35</td> <td>29.22</td> </tr> <tr> <td></td> <td></td> <td></td> <td></td> <td></td> <td></td> <td>0.00</td> <td>371</td> </tr> <tr> <td></td> <td></td> <td></td> <td></td> <td></td> <td></td> <td></td> <td>84</td> </tr> <tr> <td></td> <td></td> <td></td> <td></td> <td></td> <td></td> <td></td> <td>PEAK</td> </tr> </tbody> </table>	Limit	Read	Ant	Cable	Preamp	Aux	APos	TPos	Freq	Level	Line	Margin	Level	Factor	Loss	Factor	MHz	dBuV/m	dBuV/m	dB	dBuV	dB/m	dB	dB	1 5031.19	60.51	74.00	-13.49	43.22	34.16	12.35	29.22							0.00	371								84								PEAK	<table border="1"> <thead> <tr> <th>Limit</th> <th>Read</th> <th>Ant</th> <th>Cable</th> <th>Preamp</th> <th>Aux</th> <th>APos</th> <th>TPos</th> </tr> <tr> <th>Freq</th> <th>Level</th> <th>Line</th> <th>Margin</th> <th>Level</th> <th>Factor</th> <th>Loss</th> <th>Factor</th> </tr> <tr> <th>MHz</th> <th>dBuV/m</th> <th>dBuV/m</th> <th>dB</th> <th>dBuV</th> <th>dB/m</th> <th>dB</th> <th>dB</th> </tr> </thead> <tbody> <tr> <td>1 5270.00</td> <td>103.37</td> <td>68.30</td> <td>35.07</td> <td>85.64</td> <td>34.50</td> <td>12.67</td> <td>29.44</td> </tr> <tr> <td></td> <td></td> <td></td> <td></td> <td></td> <td></td> <td>0.00</td> <td>371</td> </tr> <tr> <td></td> <td></td> <td></td> <td></td> <td></td> <td></td> <td></td> <td>84</td> </tr> <tr> <td></td> <td></td> <td></td> <td></td> <td></td> <td></td> <td></td> <td>PEAK</td> </tr> </tbody> </table>	Limit	Read	Ant	Cable	Preamp	Aux	APos	TPos	Freq	Level	Line	Margin	Level	Factor	Loss	Factor	MHz	dBuV/m	dBuV/m	dB	dBuV	dB/m	dB	dB	1 5270.00	103.37	68.30	35.07	85.64	34.50	12.67	29.44							0.00	371								84								PEAK
Limit	Read	Ant	Cable	Preamp	Aux	APos	TPos																																																																																																											
Freq	Level	Line	Margin	Level	Factor	Loss	Factor																																																																																																											
MHz	dBuV/m	dBuV/m	dB	dBuV	dB/m	dB	dB																																																																																																											
1 5031.19	60.51	74.00	-13.49	43.22	34.16	12.35	29.22																																																																																																											
						0.00	371																																																																																																											
							84																																																																																																											
							PEAK																																																																																																											
Limit	Read	Ant	Cable	Preamp	Aux	APos	TPos																																																																																																											
Freq	Level	Line	Margin	Level	Factor	Loss	Factor																																																																																																											
MHz	dBuV/m	dBuV/m	dB	dBuV	dB/m	dB	dB																																																																																																											
1 5270.00	103.37	68.30	35.07	85.64	34.50	12.67	29.44																																																																																																											
						0.00	371																																																																																																											
							84																																																																																																											
							PEAK																																																																																																											
Avg	<table border="1"> <thead> <tr> <th>Limit</th> <th>Read</th> <th>Ant</th> <th>Cable</th> <th>Preamp</th> <th>Aux</th> <th>APos</th> <th>TPos</th> </tr> <tr> <th>Freq</th> <th>Level</th> <th>Line</th> <th>Margin</th> <th>Level</th> <th>Factor</th> <th>Loss</th> <th>Factor</th> </tr> <tr> <th>MHz</th> <th>dBuV/m</th> <th>dBuV/m</th> <th>dB</th> <th>dBuV</th> <th>dB/m</th> <th>dB</th> <th>dB</th> </tr> </thead> <tbody> <tr> <td>1 5044.96</td> <td>49.14</td> <td>54.00</td> <td>-4.86</td> <td>31.82</td> <td>34.19</td> <td>12.36</td> <td>29.23</td> </tr> <tr> <td></td> <td></td> <td></td> <td></td> <td></td> <td></td> <td>0.00</td> <td>371</td> </tr> <tr> <td></td> <td></td> <td></td> <td></td> <td></td> <td></td> <td></td> <td>84</td> </tr> <tr> <td></td> <td></td> <td></td> <td></td> <td></td> <td></td> <td></td> <td>AVERAGE</td> </tr> </tbody> </table>	Limit	Read	Ant	Cable	Preamp	Aux	APos	TPos	Freq	Level	Line	Margin	Level	Factor	Loss	Factor	MHz	dBuV/m	dBuV/m	dB	dBuV	dB/m	dB	dB	1 5044.96	49.14	54.00	-4.86	31.82	34.19	12.36	29.23							0.00	371								84								AVERAGE	<table border="1"> <thead> <tr> <th>Limit</th> <th>Read</th> <th>Ant</th> <th>Cable</th> <th>Preamp</th> <th>Aux</th> <th>APos</th> <th>TPos</th> </tr> <tr> <th>Freq</th> <th>Level</th> <th>Line</th> <th>Margin</th> <th>Level</th> <th>Factor</th> <th>Loss</th> <th>Factor</th> </tr> <tr> <th>MHz</th> <th>dBuV/m</th> <th>dBuV/m</th> <th>dB</th> <th>dBuV</th> <th>dB/m</th> <th>dB</th> <th>dB</th> </tr> </thead> <tbody> <tr> <td>1 5270.00</td> <td>94.79</td> <td>68.30</td> <td>26.49</td> <td>77.06</td> <td>34.50</td> <td>12.67</td> <td>29.44</td> </tr> <tr> <td></td> <td></td> <td></td> <td></td> <td></td> <td></td> <td>0.00</td> <td>371</td> </tr> <tr> <td></td> <td></td> <td></td> <td></td> <td></td> <td></td> <td></td> <td>84</td> </tr> <tr> <td></td> <td></td> <td></td> <td></td> <td></td> <td></td> <td></td> <td>AVERAGE</td> </tr> </tbody> </table>	Limit	Read	Ant	Cable	Preamp	Aux	APos	TPos	Freq	Level	Line	Margin	Level	Factor	Loss	Factor	MHz	dBuV/m	dBuV/m	dB	dBuV	dB/m	dB	dB	1 5270.00	94.79	68.30	26.49	77.06	34.50	12.67	29.44							0.00	371								84								AVERAGE
Limit	Read	Ant	Cable	Preamp	Aux	APos	TPos																																																																																																											
Freq	Level	Line	Margin	Level	Factor	Loss	Factor																																																																																																											
MHz	dBuV/m	dBuV/m	dB	dBuV	dB/m	dB	dB																																																																																																											
1 5044.96	49.14	54.00	-4.86	31.82	34.19	12.36	29.23																																																																																																											
						0.00	371																																																																																																											
							84																																																																																																											
							AVERAGE																																																																																																											
Limit	Read	Ant	Cable	Preamp	Aux	APos	TPos																																																																																																											
Freq	Level	Line	Margin	Level	Factor	Loss	Factor																																																																																																											
MHz	dBuV/m	dBuV/m	dB	dBuV	dB/m	dB	dB																																																																																																											
1 5270.00	94.79	68.30	26.49	77.06	34.50	12.67	29.44																																																																																																											
						0.00	371																																																																																																											
							84																																																																																																											
							AVERAGE																																																																																																											



21	
Mode	Band Edge - R
	U-NII-2A_5.25-5.35_802.11ac VHT40_CH54_5270MHz
Pol.	Vertical
Peak	Fundamental
	Blank
Avg	Fundamental
	Blank



	Limit	Read	Ant	Cable	Preamp	Aux	APos	TPos			
Freq	Level	Line	Margin	Level	Factor	Loss	Factor	Factor	Remark		
	MHz	dBuV/m	dBuV/m	dB	dBuV	dB/m	dB	dB	cm	deg	
1	5390.18	59.07	74.00	-14.93	41.13	34.50	13.00	29.56	0.00	371	84 PEAK



	Limit	Read	Ant	Cable	Preamp	Aux	APos	TPos			
Freq	Level	Line	Margin	Level	Factor	Loss	Factor	Factor	Remark		
	MHz	dBuV/m	dBuV/m	dB	dBuV	dB/m	dB	dB	cm	deg	
1	5456.87	47.57	54.00	-6.43	29.49	34.53	13.17	29.62	0.00	371	84 AVERAGE



Mode	21																																																																																			
	Harmonic																																																																																			
	U-NII-2A_5.25-5.35_802.11ac VHT40_CH54_5270MHz																																																																																			
Pol.	Horizontal	Vertical																																																																																		
Peak Avg	<table border="1"> <thead> <tr> <th>Limit</th> <th>Read</th> <th>Ant</th> <th>Cable</th> <th>Preamp</th> <th>Aux</th> <th>APos</th> <th>TPos</th> </tr> <tr> <th>Freq</th> <th>Level</th> <th>Line</th> <th>Margin</th> <th>Level</th> <th>Factor</th> <th>Loss</th> <th>Factor</th> <th>Factor</th> <th>Factor</th> <th>Remark</th> </tr> <tr> <th>MHz</th> <th>dBuV/m</th> <th>dBuV/m</th> <th>dB</th> <th>dBuV</th> <th>dB/m</th> <th>dB</th> <th>dB</th> <th>dB</th> <th>cm</th> <th>deg</th> </tr> </thead> <tbody> <tr> <td>1 10540.00</td> <td>43.42</td> <td>68.30</td> <td>-24.88</td> <td>54.40</td> <td>37.59</td> <td>17.70</td> <td>66.27</td> <td>0.00</td> <td>300</td> <td>360 PEAK</td> </tr> </tbody> </table>	Limit	Read	Ant	Cable	Preamp	Aux	APos	TPos	Freq	Level	Line	Margin	Level	Factor	Loss	Factor	Factor	Factor	Remark	MHz	dBuV/m	dBuV/m	dB	dBuV	dB/m	dB	dB	dB	cm	deg	1 10540.00	43.42	68.30	-24.88	54.40	37.59	17.70	66.27	0.00	300	360 PEAK	<table border="1"> <thead> <tr> <th>Limit</th> <th>Read</th> <th>Ant</th> <th>Cable</th> <th>Preamp</th> <th>Aux</th> <th>APos</th> <th>TPos</th> </tr> <tr> <th>Freq</th> <th>Level</th> <th>Line</th> <th>Margin</th> <th>Level</th> <th>Factor</th> <th>Loss</th> <th>Factor</th> <th>Factor</th> <th>Factor</th> <th>Remark</th> </tr> <tr> <th>MHz</th> <th>dBuV/m</th> <th>dBuV/m</th> <th>dB</th> <th>dBuV</th> <th>dB/m</th> <th>dB</th> <th>dB</th> <th>dB</th> <th>cm</th> <th>deg</th> </tr> </thead> <tbody> <tr> <td>1 10540.00</td> <td>44.61</td> <td>68.30</td> <td>-23.69</td> <td>55.59</td> <td>37.59</td> <td>17.70</td> <td>66.27</td> <td>0.00</td> <td>100</td> <td>360 PEAK</td> </tr> </tbody> </table>	Limit	Read	Ant	Cable	Preamp	Aux	APos	TPos	Freq	Level	Line	Margin	Level	Factor	Loss	Factor	Factor	Factor	Remark	MHz	dBuV/m	dBuV/m	dB	dBuV	dB/m	dB	dB	dB	cm	deg	1 10540.00	44.61	68.30	-23.69	55.59	37.59	17.70	66.27	0.00	100	360 PEAK
Limit	Read	Ant	Cable	Preamp	Aux	APos	TPos																																																																													
Freq	Level	Line	Margin	Level	Factor	Loss	Factor	Factor	Factor	Remark																																																																										
MHz	dBuV/m	dBuV/m	dB	dBuV	dB/m	dB	dB	dB	cm	deg																																																																										
1 10540.00	43.42	68.30	-24.88	54.40	37.59	17.70	66.27	0.00	300	360 PEAK																																																																										
Limit	Read	Ant	Cable	Preamp	Aux	APos	TPos																																																																													
Freq	Level	Line	Margin	Level	Factor	Loss	Factor	Factor	Factor	Remark																																																																										
MHz	dBuV/m	dBuV/m	dB	dBuV	dB/m	dB	dB	dB	cm	deg																																																																										
1 10540.00	44.61	68.30	-23.69	55.59	37.59	17.70	66.27	0.00	100	360 PEAK																																																																										



Mode		22																																																																										
		Band Edge - L																																																																										
		U-NII-2A_5.25-5.35_802.11ac VHT40_CH62_5310MHz																																																																										
Pol.	Horizontal		Fundamental																																																																									
Peak	<p>Level (dBuV/m) vs Frequency (MHz) plot for Horizontal polarization. The y-axis ranges from 0 to 130 dBuV/m, and the x-axis ranges from 5000 to 5310 MHz. A red horizontal line indicates the 5G BAND 1-3 limit at approximately 65.0 dBuV/m. A sharp peak is visible at 5310 MHz, reaching approximately 97.5 dBuV/m.</p> <table border="1"> <thead> <tr> <th>Limit</th> <th>Read</th> <th>Ant</th> <th>Cable</th> <th>Preamp</th> <th>Aux</th> <th>APos</th> <th>TPos</th> </tr> <tr> <th>Freq</th> <th>Level</th> <th>Line</th> <th>Margin</th> <th>Level</th> <th>Factor</th> <th>Loss</th> <th>Factor</th> </tr> <tr> <th>MHz</th> <th>dBuV/m</th> <th>dBuV/m</th> <th>dB</th> <th>dBuV</th> <th>dB/m</th> <th>dB</th> <th>dB</th> </tr> </thead> <tbody> <tr> <td>1</td> <td>5008.23</td> <td>58.93</td> <td>74.00</td> <td>-15.07</td> <td>41.67</td> <td>34.12</td> <td>12.34</td> <td>29.20</td> <td>0.00</td> <td>105</td> <td>117</td> <td>PEAK</td> </tr> </tbody> </table>	Limit	Read	Ant	Cable	Preamp	Aux	APos	TPos	Freq	Level	Line	Margin	Level	Factor	Loss	Factor	MHz	dBuV/m	dBuV/m	dB	dBuV	dB/m	dB	dB	1	5008.23	58.93	74.00	-15.07	41.67	34.12	12.34	29.20	0.00	105	117	PEAK	<p>Level (dBuV/m) vs Frequency (MHz) plot for Fundamental polarization. The y-axis ranges from 0 to 130 dBuV/m, and the x-axis ranges from 1000 to 7000 MHz. A red horizontal line indicates the 5G BAND 1-3 limit at approximately 65.0 dBuV/m. A sharp peak is visible at 5311.20 MHz, reaching approximately 97.5 dBuV/m.</p> <table border="1"> <thead> <tr> <th>Limit</th> <th>Read</th> <th>Ant</th> <th>Cable</th> <th>Preamp</th> <th>Aux</th> <th>APos</th> <th>TPos</th> </tr> <tr> <th>Freq</th> <th>Level</th> <th>Line</th> <th>Margin</th> <th>Level</th> <th>Factor</th> <th>Loss</th> <th>Factor</th> </tr> <tr> <th>MHz</th> <th>dBuV/m</th> <th>dBuV/m</th> <th>dB</th> <th>dBuV</th> <th>dB/m</th> <th>dB</th> <th>dB</th> </tr> </thead> <tbody> <tr> <td>1</td> <td>5311.20</td> <td>104.33</td> <td>68.30</td> <td>36.03</td> <td>86.56</td> <td>34.50</td> <td>12.75</td> <td>29.48</td> <td>0.00</td> <td>105</td> <td>117</td> <td>Peak</td> </tr> </tbody> </table>	Limit	Read	Ant	Cable	Preamp	Aux	APos	TPos	Freq	Level	Line	Margin	Level	Factor	Loss	Factor	MHz	dBuV/m	dBuV/m	dB	dBuV	dB/m	dB	dB	1	5311.20	104.33	68.30	36.03	86.56	34.50	12.75	29.48	0.00	105	117	Peak
	Limit	Read	Ant	Cable	Preamp	Aux	APos	TPos																																																																				
Freq	Level	Line	Margin	Level	Factor	Loss	Factor																																																																					
MHz	dBuV/m	dBuV/m	dB	dBuV	dB/m	dB	dB																																																																					
1	5008.23	58.93	74.00	-15.07	41.67	34.12	12.34	29.20	0.00	105	117	PEAK																																																																
Limit	Read	Ant	Cable	Preamp	Aux	APos	TPos																																																																					
Freq	Level	Line	Margin	Level	Factor	Loss	Factor																																																																					
MHz	dBuV/m	dBuV/m	dB	dBuV	dB/m	dB	dB																																																																					
1	5311.20	104.33	68.30	36.03	86.56	34.50	12.75	29.48	0.00	105	117	Peak																																																																
Avg	<p>Level (dBuV/m) vs Frequency (MHz) plot for Average Horizontal polarization. The y-axis ranges from 0 to 130 dBuV/m, and the x-axis ranges from 5000 to 5310 MHz. A red horizontal line indicates the 5G BAND 1-3 (AVG) limit at approximately 48.8 dBuV/m. A sharp peak is visible at 5310 MHz, reaching approximately 97.5 dBuV/m.</p> <table border="1"> <thead> <tr> <th>Limit</th> <th>Read</th> <th>Ant</th> <th>Cable</th> <th>Preamp</th> <th>Aux</th> <th>APos</th> <th>TPos</th> </tr> <tr> <th>Freq</th> <th>Level</th> <th>Line</th> <th>Margin</th> <th>Level</th> <th>Factor</th> <th>Loss</th> <th>Factor</th> </tr> <tr> <th>MHz</th> <th>dBuV/m</th> <th>dBuV/m</th> <th>dB</th> <th>dBuV</th> <th>dB/m</th> <th>dB</th> <th>dB</th> </tr> </thead> <tbody> <tr> <td>1</td> <td>5087.54</td> <td>48.93</td> <td>54.00</td> <td>-5.07</td> <td>31.51</td> <td>34.28</td> <td>12.39</td> <td>29.25</td> <td>0.00</td> <td>105</td> <td>117</td> <td>AVERAGE</td> </tr> </tbody> </table>	Limit	Read	Ant	Cable	Preamp	Aux	APos	TPos	Freq	Level	Line	Margin	Level	Factor	Loss	Factor	MHz	dBuV/m	dBuV/m	dB	dBuV	dB/m	dB	dB	1	5087.54	48.93	54.00	-5.07	31.51	34.28	12.39	29.25	0.00	105	117	AVERAGE	<p>Level (dBuV/m) vs Frequency (MHz) plot for Average Fundamental polarization. The y-axis ranges from 0 to 130 dBuV/m, and the x-axis ranges from 1000 to 7000 MHz. A red horizontal line indicates the 5G BAND 1-3 (AVG) limit at approximately 48.8 dBuV/m. A sharp peak is visible at 5310.00 MHz, reaching approximately 97.5 dBuV/m.</p> <table border="1"> <thead> <tr> <th>Limit</th> <th>Read</th> <th>Ant</th> <th>Cable</th> <th>Preamp</th> <th>Aux</th> <th>APos</th> <th>TPos</th> </tr> <tr> <th>Freq</th> <th>Level</th> <th>Line</th> <th>Margin</th> <th>Level</th> <th>Factor</th> <th>Loss</th> <th>Factor</th> </tr> <tr> <th>MHz</th> <th>dBuV/m</th> <th>dBuV/m</th> <th>dB</th> <th>dBuV</th> <th>dB/m</th> <th>dB</th> <th>dB</th> </tr> </thead> <tbody> <tr> <td>1</td> <td>5310.00</td> <td>95.68</td> <td>68.30</td> <td>27.38</td> <td>77.92</td> <td>34.50</td> <td>12.74</td> <td>29.48</td> <td>0.00</td> <td>105</td> <td>117</td> <td>AVERAGE</td> </tr> </tbody> </table>	Limit	Read	Ant	Cable	Preamp	Aux	APos	TPos	Freq	Level	Line	Margin	Level	Factor	Loss	Factor	MHz	dBuV/m	dBuV/m	dB	dBuV	dB/m	dB	dB	1	5310.00	95.68	68.30	27.38	77.92	34.50	12.74	29.48	0.00	105	117	AVERAGE
	Limit	Read	Ant	Cable	Preamp	Aux	APos	TPos																																																																				
Freq	Level	Line	Margin	Level	Factor	Loss	Factor																																																																					
MHz	dBuV/m	dBuV/m	dB	dBuV	dB/m	dB	dB																																																																					
1	5087.54	48.93	54.00	-5.07	31.51	34.28	12.39	29.25	0.00	105	117	AVERAGE																																																																
Limit	Read	Ant	Cable	Preamp	Aux	APos	TPos																																																																					
Freq	Level	Line	Margin	Level	Factor	Loss	Factor																																																																					
MHz	dBuV/m	dBuV/m	dB	dBuV	dB/m	dB	dB																																																																					
1	5310.00	95.68	68.30	27.38	77.92	34.50	12.74	29.48	0.00	105	117	AVERAGE																																																																



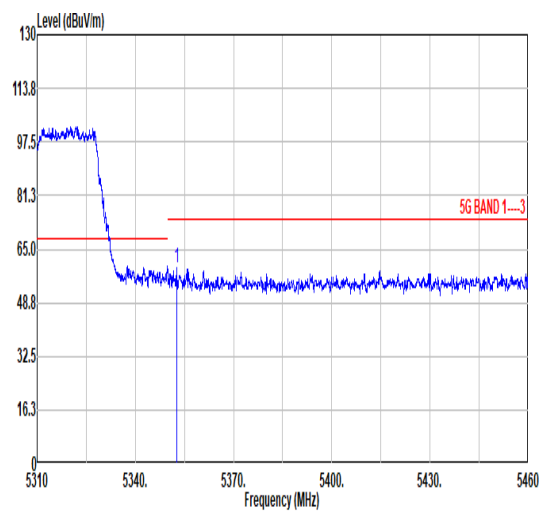
22																																											
Mode	Band Edge - R																																										
	U-NII-2A_5.25-5.35_802.11ac VHT40_CH62_5310MHz																																										
Pol.	Horizontal																																										
Peak	<div style="text-align: right; padding-right: 20px;">Fundamental</div> <table border="1" style="width: 100%; border-collapse: collapse; font-size: small;"> <thead> <tr> <th>Limit</th> <th>Read</th> <th>Ant</th> <th>Cable</th> <th>Preamp</th> <th>Aux</th> <th>APos</th> <th>TPos</th> <th colspan="2"></th> </tr> <tr> <th>Freq</th> <th>Level</th> <th>Line</th> <th>Margin</th> <th>Level</th> <th>Factor</th> <th>Loss</th> <th>Factor</th> <th>Factor</th> <th>Remark</th> </tr> <tr> <th>MHz</th> <th>dBuV/m</th> <th>dBuV/m</th> <th>dB</th> <th>dBuV</th> <th>dB/m</th> <th>dB</th> <th>dB</th> <th>dB</th> <th>cm</th> <th>deg</th> </tr> </thead> <tbody> <tr> <td>1 5363.93</td> <td>59.67</td> <td>74.00</td> <td>-14.33</td> <td>41.79</td> <td>34.50</td> <td>12.91</td> <td>29.53</td> <td>0.00</td> <td>105</td> <td>117 PEAK</td> </tr> </tbody> </table>	Limit	Read	Ant	Cable	Preamp	Aux	APos	TPos			Freq	Level	Line	Margin	Level	Factor	Loss	Factor	Factor	Remark	MHz	dBuV/m	dBuV/m	dB	dBuV	dB/m	dB	dB	dB	cm	deg	1 5363.93	59.67	74.00	-14.33	41.79	34.50	12.91	29.53	0.00	105	117 PEAK
Limit	Read	Ant	Cable	Preamp	Aux	APos	TPos																																				
Freq	Level	Line	Margin	Level	Factor	Loss	Factor	Factor	Remark																																		
MHz	dBuV/m	dBuV/m	dB	dBuV	dB/m	dB	dB	dB	cm	deg																																	
1 5363.93	59.67	74.00	-14.33	41.79	34.50	12.91	29.53	0.00	105	117 PEAK																																	
Avg	<table border="1" style="width: 100%; border-collapse: collapse; font-size: small;"> <thead> <tr> <th>Limit</th> <th>Read</th> <th>Ant</th> <th>Cable</th> <th>Preamp</th> <th>Aux</th> <th>APos</th> <th>TPos</th> <th colspan="2"></th> </tr> <tr> <th>Freq</th> <th>Level</th> <th>Line</th> <th>Margin</th> <th>Level</th> <th>Factor</th> <th>Loss</th> <th>Factor</th> <th>Factor</th> <th>Remark</th> </tr> <tr> <th>MHz</th> <th>dBuV/m</th> <th>dBuV/m</th> <th>dB</th> <th>dBuV</th> <th>dB/m</th> <th>dB</th> <th>dB</th> <th>dB</th> <th>cm</th> <th>deg</th> </tr> </thead> <tbody> <tr> <td>1 5350.00</td> <td>49.31</td> <td>54.00</td> <td>-4.69</td> <td>31.46</td> <td>34.50</td> <td>12.87</td> <td>29.52</td> <td>0.00</td> <td>105</td> <td>117 AVERAGE</td> </tr> </tbody> </table> <div style="text-align: right; padding-right: 20px;">Blank</div>	Limit	Read	Ant	Cable	Preamp	Aux	APos	TPos			Freq	Level	Line	Margin	Level	Factor	Loss	Factor	Factor	Remark	MHz	dBuV/m	dBuV/m	dB	dBuV	dB/m	dB	dB	dB	cm	deg	1 5350.00	49.31	54.00	-4.69	31.46	34.50	12.87	29.52	0.00	105	117 AVERAGE
Limit	Read	Ant	Cable	Preamp	Aux	APos	TPos																																				
Freq	Level	Line	Margin	Level	Factor	Loss	Factor	Factor	Remark																																		
MHz	dBuV/m	dBuV/m	dB	dBuV	dB/m	dB	dB	dB	cm	deg																																	
1 5350.00	49.31	54.00	-4.69	31.46	34.50	12.87	29.52	0.00	105	117 AVERAGE																																	



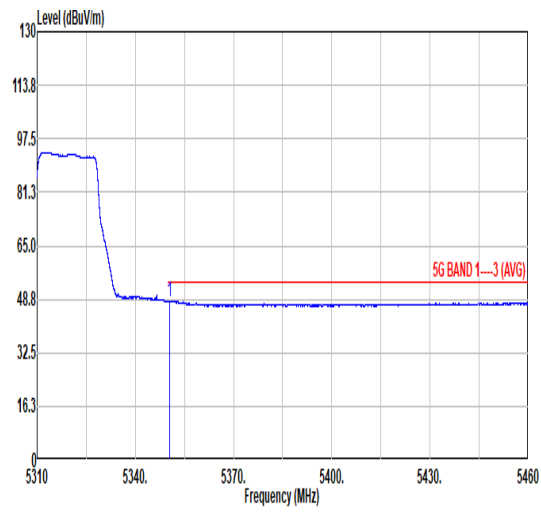
Mode		22																																																																										
		Band Edge - L																																																																										
		U-NII-2A_5.25-5.35_802.11ac VHT40_CH62_5310MHz																																																																										
Pol.	Vertical	Fundamental																																																																										
Peak	<table border="1"> <thead> <tr> <th>Limit</th> <th>Read</th> <th>Ant</th> <th>Cable</th> <th>Preamp</th> <th>Aux</th> <th>APos</th> <th>TPos</th> </tr> <tr> <th>Freq</th> <th>Level</th> <th>Line</th> <th>Margin</th> <th>Level</th> <th>Factor</th> <th>Loss</th> <th>Factor</th> </tr> <tr> <th>MHz</th> <th>dBuV/m</th> <th>dBuV/m</th> <th>dB</th> <th>dBuV</th> <th>dB/m</th> <th>dB</th> <th>dB</th> </tr> </thead> <tbody> <tr> <td>1</td> <td>5027.94</td> <td>58.74</td> <td>74.00</td> <td>-15.26</td> <td>41.45</td> <td>34.16</td> <td>12.35</td> <td>29.22</td> <td>0.00</td> <td>327</td> <td>68</td> <td>PEAK</td> </tr> </tbody> </table>	Limit	Read	Ant	Cable	Preamp	Aux	APos	TPos	Freq	Level	Line	Margin	Level	Factor	Loss	Factor	MHz	dBuV/m	dBuV/m	dB	dBuV	dB/m	dB	dB	1	5027.94	58.74	74.00	-15.26	41.45	34.16	12.35	29.22	0.00	327	68	PEAK	<table border="1"> <thead> <tr> <th>Limit</th> <th>Read</th> <th>Ant</th> <th>Cable</th> <th>Preamp</th> <th>Aux</th> <th>APos</th> <th>TPos</th> </tr> <tr> <th>Freq</th> <th>Level</th> <th>Line</th> <th>Margin</th> <th>Level</th> <th>Factor</th> <th>Loss</th> <th>Factor</th> </tr> <tr> <th>MHz</th> <th>dBuV/m</th> <th>dBuV/m</th> <th>dB</th> <th>dBuV</th> <th>dB/m</th> <th>dB</th> <th>dB</th> </tr> </thead> <tbody> <tr> <td>1</td> <td>5310.00</td> <td>101.66</td> <td>68.30</td> <td>33.36</td> <td>83.91</td> <td>34.50</td> <td>12.73</td> <td>29.48</td> <td>0.00</td> <td>327</td> <td>68</td> <td>PEAK</td> </tr> </tbody> </table>	Limit	Read	Ant	Cable	Preamp	Aux	APos	TPos	Freq	Level	Line	Margin	Level	Factor	Loss	Factor	MHz	dBuV/m	dBuV/m	dB	dBuV	dB/m	dB	dB	1	5310.00	101.66	68.30	33.36	83.91	34.50	12.73	29.48	0.00	327	68	PEAK
	Limit	Read	Ant	Cable	Preamp	Aux	APos	TPos																																																																				
Freq	Level	Line	Margin	Level	Factor	Loss	Factor																																																																					
MHz	dBuV/m	dBuV/m	dB	dBuV	dB/m	dB	dB																																																																					
1	5027.94	58.74	74.00	-15.26	41.45	34.16	12.35	29.22	0.00	327	68	PEAK																																																																
Limit	Read	Ant	Cable	Preamp	Aux	APos	TPos																																																																					
Freq	Level	Line	Margin	Level	Factor	Loss	Factor																																																																					
MHz	dBuV/m	dBuV/m	dB	dBuV	dB/m	dB	dB																																																																					
1	5310.00	101.66	68.30	33.36	83.91	34.50	12.73	29.48	0.00	327	68	PEAK																																																																
Avg	<table border="1"> <thead> <tr> <th>Limit</th> <th>Read</th> <th>Ant</th> <th>Cable</th> <th>Preamp</th> <th>Aux</th> <th>APos</th> <th>TPos</th> </tr> <tr> <th>Freq</th> <th>Level</th> <th>Line</th> <th>Margin</th> <th>Level</th> <th>Factor</th> <th>Loss</th> <th>Factor</th> </tr> <tr> <th>MHz</th> <th>dBuV/m</th> <th>dBuV/m</th> <th>dB</th> <th>dBuV</th> <th>dB/m</th> <th>dB</th> <th>dB</th> </tr> </thead> <tbody> <tr> <td>1</td> <td>5055.66</td> <td>48.83</td> <td>54.00</td> <td>-5.17</td> <td>31.48</td> <td>34.21</td> <td>12.37</td> <td>29.23</td> <td>0.00</td> <td>327</td> <td>68</td> <td>AVERAGE</td> </tr> </tbody> </table>	Limit	Read	Ant	Cable	Preamp	Aux	APos	TPos	Freq	Level	Line	Margin	Level	Factor	Loss	Factor	MHz	dBuV/m	dBuV/m	dB	dBuV	dB/m	dB	dB	1	5055.66	48.83	54.00	-5.17	31.48	34.21	12.37	29.23	0.00	327	68	AVERAGE	<table border="1"> <thead> <tr> <th>Limit</th> <th>Read</th> <th>Ant</th> <th>Cable</th> <th>Preamp</th> <th>Aux</th> <th>APos</th> <th>TPos</th> </tr> <tr> <th>Freq</th> <th>Level</th> <th>Line</th> <th>Margin</th> <th>Level</th> <th>Factor</th> <th>Loss</th> <th>Factor</th> </tr> <tr> <th>MHz</th> <th>dBuV/m</th> <th>dBuV/m</th> <th>dB</th> <th>dBuV</th> <th>dB/m</th> <th>dB</th> <th>dB</th> </tr> </thead> <tbody> <tr> <td>1</td> <td>5310.00</td> <td>92.31</td> <td>68.30</td> <td>24.01</td> <td>74.54</td> <td>34.50</td> <td>12.75</td> <td>29.48</td> <td>0.00</td> <td>327</td> <td>68</td> <td>AVERAGE</td> </tr> </tbody> </table>	Limit	Read	Ant	Cable	Preamp	Aux	APos	TPos	Freq	Level	Line	Margin	Level	Factor	Loss	Factor	MHz	dBuV/m	dBuV/m	dB	dBuV	dB/m	dB	dB	1	5310.00	92.31	68.30	24.01	74.54	34.50	12.75	29.48	0.00	327	68	AVERAGE
Limit	Read	Ant	Cable	Preamp	Aux	APos	TPos																																																																					
Freq	Level	Line	Margin	Level	Factor	Loss	Factor																																																																					
MHz	dBuV/m	dBuV/m	dB	dBuV	dB/m	dB	dB																																																																					
1	5055.66	48.83	54.00	-5.17	31.48	34.21	12.37	29.23	0.00	327	68	AVERAGE																																																																
Limit	Read	Ant	Cable	Preamp	Aux	APos	TPos																																																																					
Freq	Level	Line	Margin	Level	Factor	Loss	Factor																																																																					
MHz	dBuV/m	dBuV/m	dB	dBuV	dB/m	dB	dB																																																																					
1	5310.00	92.31	68.30	24.01	74.54	34.50	12.75	29.48	0.00	327	68	AVERAGE																																																																



22	
Mode	Band Edge - R
	U-NII-2A_5.25-5.35_802.11ac VHT40_CH62_5310MHz
Pol.	Vertical
Peak	Fundamental
	Blank
Avg	Fundamental
	Blank



Limit	Read	Ant	Cable	Preamp	Aux	APos	TPos	Remark	
Freq	Level	Line	Margin	Level	Factor	Loss	Factor	Factor	
MHz	dBuV/m	dBuV/m	dB	dBuV	dB/m	dB	dB	dB	
							cm	deg	
1 5352.68	59.31	74.00	-14.69	41.45	34.50	12.88	29.52	0.00	327 68 PEAK



Limit	Read	Ant	Cable	Preamp	Aux	APos	TPos	Remark	
Freq	Level	Line	Margin	Level	Factor	Loss	Factor	Factor	
MHz	dBuV/m	dBuV/m	dB	dBuV	dB/m	dB	dB	dB	
							cm	deg	
1 5350.43	48.29	54.00	-5.71	30.44	34.50	12.87	29.52	0.00	327 68 AVERAGE



Mode	22																																																																																																																	
	Harmonic																																																																																																																	
	U-NII-2A_5.25-5.35_802.11ac VHT40_CH62_5310MHz																																																																																																																	
Pol.	Horizontal	Vertical																																																																																																																
Peak Avg	<table border="1"> <thead> <tr> <th>Limit</th> <th>Read</th> <th>Ant</th> <th>Cable</th> <th>Preamp</th> <th>Aux</th> <th>APos</th> <th>TPos</th> </tr> <tr> <th>Freq</th> <th>Level</th> <th>Line</th> <th>Margin</th> <th>Level</th> <th>Factor</th> <th>Loss</th> <th>Factor</th> </tr> </thead> <tbody> <tr> <td>1 10620.00</td> <td>44.11</td> <td>74.00</td> <td>-29.89</td> <td>54.83</td> <td>37.68</td> <td>17.77</td> <td>66.17</td> </tr> <tr> <td></td> <td></td> <td></td> <td></td> <td></td> <td></td> <td></td> <td>0.00</td> </tr> <tr> <td></td> <td></td> <td></td> <td></td> <td></td> <td></td> <td></td> <td>300</td> </tr> <tr> <td></td> <td></td> <td></td> <td></td> <td></td> <td></td> <td></td> <td>360</td> </tr> <tr> <td></td> <td></td> <td></td> <td></td> <td></td> <td></td> <td></td> <td>PEAK</td> </tr> </tbody> </table>	Limit	Read	Ant	Cable	Preamp	Aux	APos	TPos	Freq	Level	Line	Margin	Level	Factor	Loss	Factor	1 10620.00	44.11	74.00	-29.89	54.83	37.68	17.77	66.17								0.00								300								360								PEAK	<table border="1"> <thead> <tr> <th>Limit</th> <th>Read</th> <th>Ant</th> <th>Cable</th> <th>Preamp</th> <th>Aux</th> <th>APos</th> <th>TPos</th> </tr> <tr> <th>Freq</th> <th>Level</th> <th>Line</th> <th>Margin</th> <th>Level</th> <th>Factor</th> <th>Loss</th> <th>Factor</th> </tr> </thead> <tbody> <tr> <td>1 10620.00</td> <td>44.50</td> <td>74.00</td> <td>-29.50</td> <td>55.22</td> <td>37.68</td> <td>17.77</td> <td>66.17</td> </tr> <tr> <td></td> <td></td> <td></td> <td></td> <td></td> <td></td> <td></td> <td>0.00</td> </tr> <tr> <td></td> <td></td> <td></td> <td></td> <td></td> <td></td> <td></td> <td>100</td> </tr> <tr> <td></td> <td></td> <td></td> <td></td> <td></td> <td></td> <td></td> <td>360</td> </tr> <tr> <td></td> <td></td> <td></td> <td></td> <td></td> <td></td> <td></td> <td>PEAK</td> </tr> </tbody> </table>	Limit	Read	Ant	Cable	Preamp	Aux	APos	TPos	Freq	Level	Line	Margin	Level	Factor	Loss	Factor	1 10620.00	44.50	74.00	-29.50	55.22	37.68	17.77	66.17								0.00								100								360								PEAK
Limit	Read	Ant	Cable	Preamp	Aux	APos	TPos																																																																																																											
Freq	Level	Line	Margin	Level	Factor	Loss	Factor																																																																																																											
1 10620.00	44.11	74.00	-29.89	54.83	37.68	17.77	66.17																																																																																																											
							0.00																																																																																																											
							300																																																																																																											
							360																																																																																																											
							PEAK																																																																																																											
Limit	Read	Ant	Cable	Preamp	Aux	APos	TPos																																																																																																											
Freq	Level	Line	Margin	Level	Factor	Loss	Factor																																																																																																											
1 10620.00	44.50	74.00	-29.50	55.22	37.68	17.77	66.17																																																																																																											
							0.00																																																																																																											
							100																																																																																																											
							360																																																																																																											
							PEAK																																																																																																											



		23																																																																																			
Mode		Band Edge - L																																																																																			
		U-NII-2C_5.47-5.725_802.11ac VHT40_CH102_5510MHz																																																																																			
Pol.		Horizontal					Fundamental																																																																														
Peak	<table border="1"> <thead> <tr> <th></th> <th>Limit</th> <th>Read</th> <th>Ant</th> <th>Cable</th> <th>Preamp</th> <th>Aux</th> <th>APos</th> <th>TPos</th> <th colspan="2">Remark</th> </tr> <tr> <th>Freq</th> <th>Level</th> <th>Line</th> <th>Margin</th> <th>Level</th> <th>Factor</th> <th>Loss</th> <th>Factor</th> <th>Factor</th> <th>cm</th> <th>deg</th> </tr> </thead> <tbody> <tr> <td>1</td> <td>5459.85</td> <td>58.76</td> <td>74.00</td> <td>-15.24</td> <td>40.68</td> <td>34.53</td> <td>13.17</td> <td>29.62</td> <td>0.00</td> <td>100</td> <td>113</td> <td>PEAK</td> </tr> <tr> <td>2</td> <td>5466.25</td> <td>59.54</td> <td>68.30</td> <td>-8.76</td> <td>41.44</td> <td>34.53</td> <td>13.19</td> <td>29.62</td> <td>0.00</td> <td>100</td> <td>113</td> <td>PEAK</td> </tr> </tbody> </table>		Limit	Read	Ant	Cable	Preamp	Aux	APos	TPos	Remark		Freq	Level	Line	Margin	Level	Factor	Loss	Factor	Factor	cm	deg	1	5459.85	58.76	74.00	-15.24	40.68	34.53	13.17	29.62	0.00	100	113	PEAK	2	5466.25	59.54	68.30	-8.76	41.44	34.53	13.19	29.62	0.00	100	113	PEAK	<table border="1"> <thead> <tr> <th></th> <th>Limit</th> <th>Read</th> <th>Ant</th> <th>Cable</th> <th>Preamp</th> <th>Aux</th> <th>APos</th> <th>TPos</th> <th colspan="2">Remark</th> </tr> <tr> <th>Freq</th> <th>Level</th> <th>Line</th> <th>Margin</th> <th>Level</th> <th>Factor</th> <th>Loss</th> <th>Factor</th> <th>Factor</th> <th>cm</th> <th>deg</th> </tr> </thead> <tbody> <tr> <td>1</td> <td>5510.00</td> <td>105.11</td> <td>68.30</td> <td>36.81</td> <td>86.94</td> <td>34.55</td> <td>13.27</td> <td>29.65</td> <td>0.00</td> <td>100</td> <td>113</td> <td>PEAK</td> </tr> </tbody> </table>		Limit	Read	Ant	Cable	Preamp	Aux	APos	TPos	Remark		Freq	Level	Line	Margin	Level	Factor	Loss	Factor	Factor	cm	deg	1	5510.00	105.11	68.30	36.81	86.94	34.55	13.27	29.65	0.00	100	113	PEAK
		Limit	Read	Ant	Cable	Preamp	Aux	APos	TPos	Remark																																																																											
Freq	Level	Line	Margin	Level	Factor	Loss	Factor	Factor	cm	deg																																																																											
1	5459.85	58.76	74.00	-15.24	40.68	34.53	13.17	29.62	0.00	100	113	PEAK																																																																									
2	5466.25	59.54	68.30	-8.76	41.44	34.53	13.19	29.62	0.00	100	113	PEAK																																																																									
	Limit	Read	Ant	Cable	Preamp	Aux	APos	TPos	Remark																																																																												
Freq	Level	Line	Margin	Level	Factor	Loss	Factor	Factor	cm	deg																																																																											
1	5510.00	105.11	68.30	36.81	86.94	34.55	13.27	29.65	0.00	100	113	PEAK																																																																									
Avg	<table border="1"> <thead> <tr> <th></th> <th>Limit</th> <th>Read</th> <th>Ant</th> <th>Cable</th> <th>Preamp</th> <th>Aux</th> <th>APos</th> <th>TPos</th> <th colspan="2">Remark</th> </tr> <tr> <th>Freq</th> <th>Level</th> <th>Line</th> <th>Margin</th> <th>Level</th> <th>Factor</th> <th>Loss</th> <th>Factor</th> <th>Factor</th> <th>cm</th> <th>deg</th> </tr> </thead> <tbody> <tr> <td>1</td> <td>5460.00</td> <td>48.94</td> <td>54.00</td> <td>-5.06</td> <td>30.86</td> <td>34.53</td> <td>13.17</td> <td>29.62</td> <td>0.00</td> <td>100</td> <td>113</td> <td>AVERAGE</td> </tr> </tbody> </table>		Limit	Read	Ant	Cable	Preamp	Aux	APos	TPos	Remark		Freq	Level	Line	Margin	Level	Factor	Loss	Factor	Factor	cm	deg	1	5460.00	48.94	54.00	-5.06	30.86	34.53	13.17	29.62	0.00	100	113	AVERAGE	<table border="1"> <thead> <tr> <th></th> <th>Limit</th> <th>Read</th> <th>Ant</th> <th>Cable</th> <th>Preamp</th> <th>Aux</th> <th>APos</th> <th>TPos</th> <th colspan="2">Remark</th> </tr> <tr> <th>Freq</th> <th>Level</th> <th>Line</th> <th>Margin</th> <th>Level</th> <th>Factor</th> <th>Loss</th> <th>Factor</th> <th>Factor</th> <th>cm</th> <th>deg</th> </tr> </thead> <tbody> <tr> <td>1</td> <td>5510.00</td> <td>96.52</td> <td>68.30</td> <td>28.22</td> <td>78.37</td> <td>34.55</td> <td>13.26</td> <td>29.66</td> <td>0.00</td> <td>100</td> <td>113</td> <td>AVERAGE</td> </tr> </tbody> </table>		Limit	Read	Ant	Cable	Preamp	Aux	APos	TPos	Remark		Freq	Level	Line	Margin	Level	Factor	Loss	Factor	Factor	cm	deg	1	5510.00	96.52	68.30	28.22	78.37	34.55	13.26	29.66	0.00	100	113	AVERAGE													
		Limit	Read	Ant	Cable	Preamp	Aux	APos	TPos	Remark																																																																											
Freq	Level	Line	Margin	Level	Factor	Loss	Factor	Factor	cm	deg																																																																											
1	5460.00	48.94	54.00	-5.06	30.86	34.53	13.17	29.62	0.00	100	113	AVERAGE																																																																									
	Limit	Read	Ant	Cable	Preamp	Aux	APos	TPos	Remark																																																																												
Freq	Level	Line	Margin	Level	Factor	Loss	Factor	Factor	cm	deg																																																																											
1	5510.00	96.52	68.30	28.22	78.37	34.55	13.26	29.66	0.00	100	113	AVERAGE																																																																									



Mode	23																																							
	Band Edge - R																																							
	U-NII-2C_5.47-5.725_802.11ac VHT40_CH102_5510MHz																																							
Pol.	Horizontal	Fundamental																																						
Peak	<table border="1"> <thead> <tr> <th>Limit</th> <th>Read</th> <th>Ant</th> <th>Cable</th> <th>Preamp</th> <th>Aux</th> <th>APos</th> <th>TPos</th> <th>Remark</th> </tr> <tr> <th>Freq</th> <th>Level</th> <th>Line</th> <th>Margin</th> <th>Level</th> <th>Factor</th> <th>Loss</th> <th>Factor</th> <th>Factor</th> </tr> <tr> <th>MHz</th> <th>dBuV/m</th> <th>dBuV/m</th> <th>dB</th> <th>dBuV</th> <th>dB/m</th> <th>dB</th> <th>dB</th> <th>cm</th> <th>deg</th> </tr> </thead> <tbody> <tr> <td>1 5733.01</td> <td>59.55</td> <td>68.30</td> <td>-8.75</td> <td>40.72</td> <td>34.85</td> <td>13.77</td> <td>29.79</td> <td>0.00</td> <td>100 113 PEAK</td> </tr> </tbody> </table>	Limit	Read	Ant	Cable	Preamp	Aux	APos	TPos	Remark	Freq	Level	Line	Margin	Level	Factor	Loss	Factor	Factor	MHz	dBuV/m	dBuV/m	dB	dBuV	dB/m	dB	dB	cm	deg	1 5733.01	59.55	68.30	-8.75	40.72	34.85	13.77	29.79	0.00	100 113 PEAK	Blank
Limit	Read	Ant	Cable	Preamp	Aux	APos	TPos	Remark																																
Freq	Level	Line	Margin	Level	Factor	Loss	Factor	Factor																																
MHz	dBuV/m	dBuV/m	dB	dBuV	dB/m	dB	dB	cm	deg																															
1 5733.01	59.55	68.30	-8.75	40.72	34.85	13.77	29.79	0.00	100 113 PEAK																															



		23																																																																																													
Mode		Band Edge - L																																																																																													
		U-NII-2C_5.47-5.725_802.11ac VHT40_CH102_5510MHz																																																																																													
Pol.	Vertical	Fundamental																																																																																													
Peak	<table border="1"> <thead> <tr> <th>Limit</th> <th>Read</th> <th>Ant</th> <th>Cable</th> <th>Preamp</th> <th>Aux</th> <th>APos</th> <th>TPos</th> <th>Remark</th> </tr> <tr> <th>Freq</th> <th>Level</th> <th>Line</th> <th>Margin</th> <th>Level</th> <th>Factor</th> <th>Loss</th> <th>Factor</th> <th>Factor</th> </tr> <tr> <th>MHz</th> <th>dBuV/m</th> <th>dBuV/m</th> <th>dB</th> <th>dBuV</th> <th>dB/m</th> <th>dB</th> <th>dB</th> <th>dB</th> </tr> </thead> <tbody> <tr> <td>1</td> <td>5419.53</td> <td>57.76</td> <td>74.00</td> <td>-16.24</td> <td>39.76</td> <td>34.51</td> <td>13.08</td> <td>29.59</td> <td>0.00</td> <td>358</td> <td>80</td> <td>PEAK</td> </tr> <tr> <td>2</td> <td>5461.61</td> <td>57.77</td> <td>68.30</td> <td>-10.53</td> <td>39.68</td> <td>34.53</td> <td>13.18</td> <td>29.62</td> <td>0.00</td> <td>358</td> <td>80</td> <td>PEAK</td> </tr> </tbody> </table>	Limit	Read	Ant	Cable	Preamp	Aux	APos	TPos	Remark	Freq	Level	Line	Margin	Level	Factor	Loss	Factor	Factor	MHz	dBuV/m	dBuV/m	dB	dBuV	dB/m	dB	dB	dB	1	5419.53	57.76	74.00	-16.24	39.76	34.51	13.08	29.59	0.00	358	80	PEAK	2	5461.61	57.77	68.30	-10.53	39.68	34.53	13.18	29.62	0.00	358	80	PEAK	<table border="1"> <thead> <tr> <th>Limit</th> <th>Read</th> <th>Ant</th> <th>Cable</th> <th>Preamp</th> <th>Aux</th> <th>APos</th> <th>TPos</th> <th>Remark</th> </tr> <tr> <th>Freq</th> <th>Level</th> <th>Line</th> <th>Margin</th> <th>Level</th> <th>Factor</th> <th>Loss</th> <th>Factor</th> <th>Factor</th> </tr> <tr> <th>MHz</th> <th>dBuV/m</th> <th>dBuV/m</th> <th>dB</th> <th>dBuV</th> <th>dB/m</th> <th>dB</th> <th>dB</th> <th>dB</th> </tr> </thead> <tbody> <tr> <td>1</td> <td>5510.00</td> <td>102.48</td> <td>68.30</td> <td>34.18</td> <td>84.34</td> <td>34.56</td> <td>13.25</td> <td>29.67</td> <td>0.00</td> <td>358</td> <td>80</td> <td>PEAK</td> </tr> </tbody> </table>	Limit	Read	Ant	Cable	Preamp	Aux	APos	TPos	Remark	Freq	Level	Line	Margin	Level	Factor	Loss	Factor	Factor	MHz	dBuV/m	dBuV/m	dB	dBuV	dB/m	dB	dB	dB	1	5510.00	102.48	68.30	34.18	84.34	34.56	13.25	29.67	0.00	358	80	PEAK
	Limit	Read	Ant	Cable	Preamp	Aux	APos	TPos	Remark																																																																																						
Freq	Level	Line	Margin	Level	Factor	Loss	Factor	Factor																																																																																							
MHz	dBuV/m	dBuV/m	dB	dBuV	dB/m	dB	dB	dB																																																																																							
1	5419.53	57.76	74.00	-16.24	39.76	34.51	13.08	29.59	0.00	358	80	PEAK																																																																																			
2	5461.61	57.77	68.30	-10.53	39.68	34.53	13.18	29.62	0.00	358	80	PEAK																																																																																			
Limit	Read	Ant	Cable	Preamp	Aux	APos	TPos	Remark																																																																																							
Freq	Level	Line	Margin	Level	Factor	Loss	Factor	Factor																																																																																							
MHz	dBuV/m	dBuV/m	dB	dBuV	dB/m	dB	dB	dB																																																																																							
1	5510.00	102.48	68.30	34.18	84.34	34.56	13.25	29.67	0.00	358	80	PEAK																																																																																			
Avg	<table border="1"> <thead> <tr> <th>Limit</th> <th>Read</th> <th>Ant</th> <th>Cable</th> <th>Preamp</th> <th>Aux</th> <th>APos</th> <th>TPos</th> <th>Remark</th> </tr> <tr> <th>Freq</th> <th>Level</th> <th>Line</th> <th>Margin</th> <th>Level</th> <th>Factor</th> <th>Loss</th> <th>Factor</th> <th>Factor</th> </tr> <tr> <th>MHz</th> <th>dBuV/m</th> <th>dBuV/m</th> <th>dB</th> <th>dBuV</th> <th>dB/m</th> <th>dB</th> <th>dB</th> <th>dB</th> </tr> </thead> <tbody> <tr> <td>1</td> <td>5456.49</td> <td>47.94</td> <td>54.00</td> <td>-6.06</td> <td>29.86</td> <td>34.53</td> <td>13.17</td> <td>29.62</td> <td>0.00</td> <td>358</td> <td>80</td> <td>AVERAGE</td> </tr> </tbody> </table>	Limit	Read	Ant	Cable	Preamp	Aux	APos	TPos	Remark	Freq	Level	Line	Margin	Level	Factor	Loss	Factor	Factor	MHz	dBuV/m	dBuV/m	dB	dBuV	dB/m	dB	dB	dB	1	5456.49	47.94	54.00	-6.06	29.86	34.53	13.17	29.62	0.00	358	80	AVERAGE	<table border="1"> <thead> <tr> <th>Limit</th> <th>Read</th> <th>Ant</th> <th>Cable</th> <th>Preamp</th> <th>Aux</th> <th>APos</th> <th>TPos</th> <th>Remark</th> </tr> <tr> <th>Freq</th> <th>Level</th> <th>Line</th> <th>Margin</th> <th>Level</th> <th>Factor</th> <th>Loss</th> <th>Factor</th> <th>Factor</th> </tr> <tr> <th>MHz</th> <th>dBuV/m</th> <th>dBuV/m</th> <th>dB</th> <th>dBuV</th> <th>dB/m</th> <th>dB</th> <th>dB</th> <th>dB</th> </tr> </thead> <tbody> <tr> <td>1</td> <td>5510.00</td> <td>94.47</td> <td>68.30</td> <td>26.17</td> <td>76.30</td> <td>34.55</td> <td>13.27</td> <td>29.65</td> <td>0.00</td> <td>358</td> <td>80</td> <td>AVERAGE</td> </tr> </tbody> </table>	Limit	Read	Ant	Cable	Preamp	Aux	APos	TPos	Remark	Freq	Level	Line	Margin	Level	Factor	Loss	Factor	Factor	MHz	dBuV/m	dBuV/m	dB	dBuV	dB/m	dB	dB	dB	1	5510.00	94.47	68.30	26.17	76.30	34.55	13.27	29.65	0.00	358	80	AVERAGE													
	Limit	Read	Ant	Cable	Preamp	Aux	APos	TPos	Remark																																																																																						
Freq	Level	Line	Margin	Level	Factor	Loss	Factor	Factor																																																																																							
MHz	dBuV/m	dBuV/m	dB	dBuV	dB/m	dB	dB	dB																																																																																							
1	5456.49	47.94	54.00	-6.06	29.86	34.53	13.17	29.62	0.00	358	80	AVERAGE																																																																																			
Limit	Read	Ant	Cable	Preamp	Aux	APos	TPos	Remark																																																																																							
Freq	Level	Line	Margin	Level	Factor	Loss	Factor	Factor																																																																																							
MHz	dBuV/m	dBuV/m	dB	dBuV	dB/m	dB	dB	dB																																																																																							
1	5510.00	94.47	68.30	26.17	76.30	34.55	13.27	29.65	0.00	358	80	AVERAGE																																																																																			



Mode	23																																																									
	Band Edge - R																																																									
	U-NII-2C_5.47-5.725_802.11ac VHT40_CH102_5510MHz																																																									
Pol.	Vertical	Fundamental																																																								
Peak	<table border="1"> <thead> <tr> <th>Limit</th> <th>Read</th> <th>Ant</th> <th>Cable</th> <th>Preamp</th> <th>Aux</th> <th>APos</th> <th>TPos</th> </tr> <tr> <th>Freq</th> <th>Level</th> <th>Line</th> <th>Margin</th> <th>Level</th> <th>Factor</th> <th>Loss</th> <th>Factor</th> </tr> <tr> <th>MHz</th> <th>dBuV/m</th> <th>dBuV/m</th> <th>dB</th> <th>dBuV</th> <th>dB/m</th> <th>dB</th> <th>dB</th> </tr> </thead> <tbody> <tr> <td>1 5760.55</td> <td>58.94</td> <td>68.30</td> <td>-9.36</td> <td>39.79</td> <td>34.91</td> <td>14.02</td> <td>29.78</td> </tr> <tr> <td></td> <td></td> <td></td> <td></td> <td></td> <td></td> <td>0.00</td> <td>358</td> </tr> <tr> <td></td> <td></td> <td></td> <td></td> <td></td> <td></td> <td></td> <td>80</td> </tr> <tr> <td></td> <td></td> <td></td> <td></td> <td></td> <td></td> <td></td> <td>PEAK</td> </tr> </tbody> </table>	Limit	Read	Ant	Cable	Preamp	Aux	APos	TPos	Freq	Level	Line	Margin	Level	Factor	Loss	Factor	MHz	dBuV/m	dBuV/m	dB	dBuV	dB/m	dB	dB	1 5760.55	58.94	68.30	-9.36	39.79	34.91	14.02	29.78							0.00	358								80								PEAK	Blank
Limit	Read	Ant	Cable	Preamp	Aux	APos	TPos																																																			
Freq	Level	Line	Margin	Level	Factor	Loss	Factor																																																			
MHz	dBuV/m	dBuV/m	dB	dBuV	dB/m	dB	dB																																																			
1 5760.55	58.94	68.30	-9.36	39.79	34.91	14.02	29.78																																																			
						0.00	358																																																			
							80																																																			
							PEAK																																																			



Mode	23																																																																																																																	
	Harmonic																																																																																																																	
	U-NII-2C_5.47-5.725_802.11ac VHT40_CH102_5510MHz																																																																																																																	
Pol.	Horizontal	Vertical																																																																																																																
Peak Avg	<table border="1"> <thead> <tr> <th>Limit</th> <th>Read</th> <th>Ant</th> <th>Cable</th> <th>Preamp</th> <th>Aux</th> <th>APos</th> <th>TPos</th> </tr> <tr> <th>Freq</th> <th>Level</th> <th>Line</th> <th>Margin</th> <th>Level</th> <th>Factor</th> <th>Loss</th> <th>Factor</th> </tr> <tr> <th>MHz</th> <th>dBuV/m</th> <th>dBuV/m</th> <th>dB</th> <th>dBuV</th> <th>dB/m</th> <th>dB</th> <th>dB</th> </tr> </thead> <tbody> <tr> <td>1 11020.00</td> <td>45.16</td> <td>74.00</td> <td>-28.84</td> <td>54.67</td> <td>38.11</td> <td>18.10</td> <td>65.72</td> </tr> <tr> <td></td> <td></td> <td></td> <td></td> <td></td> <td></td> <td>0.00</td> <td>300</td> </tr> <tr> <td></td> <td></td> <td></td> <td></td> <td></td> <td></td> <td></td> <td>360</td> </tr> <tr> <td></td> <td></td> <td></td> <td></td> <td></td> <td></td> <td></td> <td>PEAK</td> </tr> </tbody> </table>	Limit	Read	Ant	Cable	Preamp	Aux	APos	TPos	Freq	Level	Line	Margin	Level	Factor	Loss	Factor	MHz	dBuV/m	dBuV/m	dB	dBuV	dB/m	dB	dB	1 11020.00	45.16	74.00	-28.84	54.67	38.11	18.10	65.72							0.00	300								360								PEAK	<table border="1"> <thead> <tr> <th>Limit</th> <th>Read</th> <th>Ant</th> <th>Cable</th> <th>Preamp</th> <th>Aux</th> <th>APos</th> <th>TPos</th> </tr> <tr> <th>Freq</th> <th>Level</th> <th>Line</th> <th>Margin</th> <th>Level</th> <th>Factor</th> <th>Loss</th> <th>Factor</th> </tr> <tr> <th>MHz</th> <th>dBuV/m</th> <th>dBuV/m</th> <th>dB</th> <th>dBuV</th> <th>dB/m</th> <th>dB</th> <th>dB</th> </tr> </thead> <tbody> <tr> <td>1 11020.00</td> <td>45.41</td> <td>74.00</td> <td>-28.59</td> <td>54.92</td> <td>38.11</td> <td>18.10</td> <td>65.72</td> </tr> <tr> <td></td> <td></td> <td></td> <td></td> <td></td> <td></td> <td>0.00</td> <td>100</td> </tr> <tr> <td></td> <td></td> <td></td> <td></td> <td></td> <td></td> <td></td> <td>360</td> </tr> <tr> <td></td> <td></td> <td></td> <td></td> <td></td> <td></td> <td></td> <td>PEAK</td> </tr> </tbody> </table>	Limit	Read	Ant	Cable	Preamp	Aux	APos	TPos	Freq	Level	Line	Margin	Level	Factor	Loss	Factor	MHz	dBuV/m	dBuV/m	dB	dBuV	dB/m	dB	dB	1 11020.00	45.41	74.00	-28.59	54.92	38.11	18.10	65.72							0.00	100								360								PEAK
Limit	Read	Ant	Cable	Preamp	Aux	APos	TPos																																																																																																											
Freq	Level	Line	Margin	Level	Factor	Loss	Factor																																																																																																											
MHz	dBuV/m	dBuV/m	dB	dBuV	dB/m	dB	dB																																																																																																											
1 11020.00	45.16	74.00	-28.84	54.67	38.11	18.10	65.72																																																																																																											
						0.00	300																																																																																																											
							360																																																																																																											
							PEAK																																																																																																											
Limit	Read	Ant	Cable	Preamp	Aux	APos	TPos																																																																																																											
Freq	Level	Line	Margin	Level	Factor	Loss	Factor																																																																																																											
MHz	dBuV/m	dBuV/m	dB	dBuV	dB/m	dB	dB																																																																																																											
1 11020.00	45.41	74.00	-28.59	54.92	38.11	18.10	65.72																																																																																																											
						0.00	100																																																																																																											
							360																																																																																																											
							PEAK																																																																																																											



24																																																																				
Band Edge - L																																																																				
U-NII-2C_5.47-5.725_802.11ac VHT40_CH110_5550MHz																																																																				
Pol.	Horizontal																																																																			
Peak	<table border="1"> <thead> <tr> <th colspan="10">5G BAND 1---3</th> </tr> <tr> <th>Limit</th> <th>Read</th> <th>Ant</th> <th>Cable</th> <th>Preamp</th> <th>Aux</th> <th>APos</th> <th>TPos</th> <th colspan="2">Remark</th> </tr> <tr> <th>Freq</th> <th>Level</th> <th>Line</th> <th>Margin</th> <th>Level</th> <th>Factor</th> <th>Loss</th> <th>Factor</th> <th>Factor</th> <th></th> </tr> <tr> <th>MHz</th> <th>dBuV/m</th> <th>dBuV/m</th> <th>dB</th> <th>dBuV</th> <th>dB/m</th> <th>dB</th> <th>dB</th> <th>dB</th> <th>cm</th> <th>deg</th> </tr> </thead> <tbody> <tr> <td>1</td> <td>5421.11</td> <td>58.11</td> <td>74.00</td> <td>-15.89</td> <td>40.11</td> <td>34.51</td> <td>13.08</td> <td>29.59</td> <td>0.00</td> <td>103</td> <td>119</td> <td>PEAK</td> </tr> <tr> <td>2</td> <td>5462.71</td> <td>57.89</td> <td>68.30</td> <td>-10.41</td> <td>39.80</td> <td>34.53</td> <td>13.18</td> <td>29.62</td> <td>0.00</td> <td>103</td> <td>119</td> <td>PEAK</td> </tr> </tbody> </table>	5G BAND 1---3										Limit	Read	Ant	Cable	Preamp	Aux	APos	TPos	Remark		Freq	Level	Line	Margin	Level	Factor	Loss	Factor	Factor		MHz	dBuV/m	dBuV/m	dB	dBuV	dB/m	dB	dB	dB	cm	deg	1	5421.11	58.11	74.00	-15.89	40.11	34.51	13.08	29.59	0.00	103	119	PEAK	2	5462.71	57.89	68.30	-10.41	39.80	34.53	13.18	29.62	0.00	103	119	PEAK
	5G BAND 1---3																																																																			
Limit	Read	Ant	Cable	Preamp	Aux	APos	TPos	Remark																																																												
Freq	Level	Line	Margin	Level	Factor	Loss	Factor	Factor																																																												
MHz	dBuV/m	dBuV/m	dB	dBuV	dB/m	dB	dB	dB	cm	deg																																																										
1	5421.11	58.11	74.00	-15.89	40.11	34.51	13.08	29.59	0.00	103	119	PEAK																																																								
2	5462.71	57.89	68.30	-10.41	39.80	34.53	13.18	29.62	0.00	103	119	PEAK																																																								
<table border="1"> <thead> <tr> <th colspan="10">5G BAND 1---3</th> </tr> <tr> <th>Limit</th> <th>Read</th> <th>Ant</th> <th>Cable</th> <th>Preamp</th> <th>Aux</th> <th>APos</th> <th>TPos</th> <th colspan="2">Remark</th> </tr> <tr> <th>Freq</th> <th>Level</th> <th>Line</th> <th>Margin</th> <th>Level</th> <th>Factor</th> <th>Loss</th> <th>Factor</th> <th>Factor</th> <th></th> </tr> <tr> <th>MHz</th> <th>dBuV/m</th> <th>dBuV/m</th> <th>dB</th> <th>dBuV</th> <th>dB/m</th> <th>dB</th> <th>dB</th> <th>dB</th> <th>cm</th> <th>deg</th> </tr> </thead> <tbody> <tr> <td>1</td> <td>5550.00</td> <td>105.83</td> <td>68.30</td> <td>37.53</td> <td>87.75</td> <td>34.58</td> <td>13.21</td> <td>29.71</td> <td>0.00</td> <td>103</td> <td>119</td> <td>PEAK</td> </tr> </tbody> </table>	5G BAND 1---3										Limit	Read	Ant	Cable	Preamp	Aux	APos	TPos	Remark		Freq	Level	Line	Margin	Level	Factor	Loss	Factor	Factor		MHz	dBuV/m	dBuV/m	dB	dBuV	dB/m	dB	dB	dB	cm	deg	1	5550.00	105.83	68.30	37.53	87.75	34.58	13.21	29.71	0.00	103	119	PEAK														
5G BAND 1---3																																																																				
Limit	Read	Ant	Cable	Preamp	Aux	APos	TPos	Remark																																																												
Freq	Level	Line	Margin	Level	Factor	Loss	Factor	Factor																																																												
MHz	dBuV/m	dBuV/m	dB	dBuV	dB/m	dB	dB	dB	cm	deg																																																										
1	5550.00	105.83	68.30	37.53	87.75	34.58	13.21	29.71	0.00	103	119	PEAK																																																								
Avg	<table border="1"> <thead> <tr> <th colspan="10">5G BAND 1---3 (AVG)</th> </tr> <tr> <th>Limit</th> <th>Read</th> <th>Ant</th> <th>Cable</th> <th>Preamp</th> <th>Aux</th> <th>APos</th> <th>TPos</th> <th colspan="2">Remark</th> </tr> <tr> <th>Freq</th> <th>Level</th> <th>Line</th> <th>Margin</th> <th>Level</th> <th>Factor</th> <th>Loss</th> <th>Factor</th> <th>Factor</th> <th></th> </tr> <tr> <th>MHz</th> <th>dBuV/m</th> <th>dBuV/m</th> <th>dB</th> <th>dBuV</th> <th>dB/m</th> <th>dB</th> <th>dB</th> <th>dB</th> <th>cm</th> <th>deg</th> </tr> </thead> <tbody> <tr> <td>1</td> <td>5452.71</td> <td>48.21</td> <td>54.00</td> <td>-5.79</td> <td>30.13</td> <td>34.53</td> <td>13.16</td> <td>29.61</td> <td>0.00</td> <td>103</td> <td>119</td> <td>AVERAGE</td> </tr> </tbody> </table>	5G BAND 1---3 (AVG)										Limit	Read	Ant	Cable	Preamp	Aux	APos	TPos	Remark		Freq	Level	Line	Margin	Level	Factor	Loss	Factor	Factor		MHz	dBuV/m	dBuV/m	dB	dBuV	dB/m	dB	dB	dB	cm	deg	1	5452.71	48.21	54.00	-5.79	30.13	34.53	13.16	29.61	0.00	103	119	AVERAGE													
	5G BAND 1---3 (AVG)																																																																			
Limit	Read	Ant	Cable	Preamp	Aux	APos	TPos	Remark																																																												
Freq	Level	Line	Margin	Level	Factor	Loss	Factor	Factor																																																												
MHz	dBuV/m	dBuV/m	dB	dBuV	dB/m	dB	dB	dB	cm	deg																																																										
1	5452.71	48.21	54.00	-5.79	30.13	34.53	13.16	29.61	0.00	103	119	AVERAGE																																																								
<table border="1"> <thead> <tr> <th colspan="10">5G BAND 1---3 (AVG)</th> </tr> <tr> <th>Limit</th> <th>Read</th> <th>Ant</th> <th>Cable</th> <th>Preamp</th> <th>Aux</th> <th>APos</th> <th>TPos</th> <th colspan="2">Remark</th> </tr> <tr> <th>Freq</th> <th>Level</th> <th>Line</th> <th>Margin</th> <th>Level</th> <th>Factor</th> <th>Loss</th> <th>Factor</th> <th>Factor</th> <th></th> </tr> <tr> <th>MHz</th> <th>dBuV/m</th> <th>dBuV/m</th> <th>dB</th> <th>dBuV</th> <th>dB/m</th> <th>dB</th> <th>dB</th> <th>dB</th> <th>cm</th> <th>deg</th> </tr> </thead> <tbody> <tr> <td>1</td> <td>5550.00</td> <td>97.02</td> <td>68.30</td> <td>28.72</td> <td>78.94</td> <td>34.58</td> <td>13.21</td> <td>29.71</td> <td>0.00</td> <td>103</td> <td>119</td> <td>AVERAGE</td> </tr> </tbody> </table>	5G BAND 1---3 (AVG)										Limit	Read	Ant	Cable	Preamp	Aux	APos	TPos	Remark		Freq	Level	Line	Margin	Level	Factor	Loss	Factor	Factor		MHz	dBuV/m	dBuV/m	dB	dBuV	dB/m	dB	dB	dB	cm	deg	1	5550.00	97.02	68.30	28.72	78.94	34.58	13.21	29.71	0.00	103	119	AVERAGE														
5G BAND 1---3 (AVG)																																																																				
Limit	Read	Ant	Cable	Preamp	Aux	APos	TPos	Remark																																																												
Freq	Level	Line	Margin	Level	Factor	Loss	Factor	Factor																																																												
MHz	dBuV/m	dBuV/m	dB	dBuV	dB/m	dB	dB	dB	cm	deg																																																										
1	5550.00	97.02	68.30	28.72	78.94	34.58	13.21	29.71	0.00	103	119	AVERAGE																																																								



Mode	24																																																		
	Band Edge - R																																																		
	U-NII-2C_5.47-5.725_802.11ac VHT40_CH110_5550MHz																																																		
Pol.	Horizontal	Fundamental																																																	
Peak	<table border="1"> <thead> <tr> <th>Limit</th> <th>Read</th> <th>Ant</th> <th>Cable</th> <th>Preamp</th> <th>Aux</th> <th>APos</th> <th>TPos</th> <th>Remark</th> </tr> <tr> <th>Freq</th> <th>Level</th> <th>Line</th> <th>Margin</th> <th>Level</th> <th>Factor</th> <th>Loss</th> <th>Factor</th> <th>Factor</th> </tr> <tr> <th>MHz</th> <th>dBuV/m</th> <th>dBuV/m</th> <th>dB</th> <th>dBuV</th> <th>dB/m</th> <th>dB</th> <th>dB</th> <th>dB</th> </tr> <tr> <th>cm</th> <th>deg</th> <th></th> <th></th> <th></th> <th></th> <th></th> <th></th> <th></th> </tr> </thead> <tbody> <tr> <td>1</td> <td>5729.85</td> <td>59.08</td> <td>68.30</td> <td>-9.22</td> <td>40.27</td> <td>34.85</td> <td>13.75</td> <td>29.79</td> <td>0.00</td> <td>103</td> <td>119</td> <td>PEAK</td> </tr> </tbody> </table>	Limit	Read	Ant	Cable	Preamp	Aux	APos	TPos	Remark	Freq	Level	Line	Margin	Level	Factor	Loss	Factor	Factor	MHz	dBuV/m	dBuV/m	dB	dBuV	dB/m	dB	dB	dB	cm	deg								1	5729.85	59.08	68.30	-9.22	40.27	34.85	13.75	29.79	0.00	103	119	PEAK	Blank
Limit	Read	Ant	Cable	Preamp	Aux	APos	TPos	Remark																																											
Freq	Level	Line	Margin	Level	Factor	Loss	Factor	Factor																																											
MHz	dBuV/m	dBuV/m	dB	dBuV	dB/m	dB	dB	dB																																											
cm	deg																																																		
1	5729.85	59.08	68.30	-9.22	40.27	34.85	13.75	29.79	0.00	103	119	PEAK																																							



24																																																																																																	
Band Edge - L																																																																																																	
U-NII-2C_5.47-5.725_802.11ac VHT40_CH110_5550MHz																																																																																																	
Pol.	Vertical																																																																																																
Peak	<table border="1"> <thead> <tr> <th>Limit</th> <th>Read</th> <th>Ant</th> <th>Cable</th> <th>Preamp</th> <th>Aux</th> <th>APos</th> <th>TPos</th> <th>Remark</th> </tr> <tr> <th>Freq</th> <th>Level</th> <th>Line</th> <th>Margin</th> <th>Level</th> <th>Factor</th> <th>Loss</th> <th>Factor</th> <th>Factor</th> </tr> <tr> <th>MHz</th> <th>dBuV/m</th> <th>dBuV/m</th> <th>dB</th> <th>dBuV</th> <th>dB/m</th> <th>dB</th> <th>dB</th> <th>cm</th> <th>deg</th> </tr> </thead> <tbody> <tr> <td>1</td> <td>5364.31</td> <td>57.43</td> <td>74.00</td> <td>-16.57</td> <td>39.54</td> <td>34.50</td> <td>12.92</td> <td>29.53</td> <td>0.00</td> <td>303</td> <td>83</td> <td>PEAK</td> </tr> <tr> <td>2</td> <td>5463.51</td> <td>58.40</td> <td>68.30</td> <td>-9.90</td> <td>40.31</td> <td>34.53</td> <td>13.18</td> <td>29.62</td> <td>0.00</td> <td>303</td> <td>83</td> <td>PEAK</td> </tr> </tbody> </table>	Limit	Read	Ant	Cable	Preamp	Aux	APos	TPos	Remark	Freq	Level	Line	Margin	Level	Factor	Loss	Factor	Factor	MHz	dBuV/m	dBuV/m	dB	dBuV	dB/m	dB	dB	cm	deg	1	5364.31	57.43	74.00	-16.57	39.54	34.50	12.92	29.53	0.00	303	83	PEAK	2	5463.51	58.40	68.30	-9.90	40.31	34.53	13.18	29.62	0.00	303	83	PEAK	<table border="1"> <thead> <tr> <th>Limit</th> <th>Read</th> <th>Ant</th> <th>Cable</th> <th>Preamp</th> <th>Aux</th> <th>APos</th> <th>TPos</th> <th>Remark</th> </tr> <tr> <th>Freq</th> <th>Level</th> <th>Line</th> <th>Margin</th> <th>Level</th> <th>Factor</th> <th>Loss</th> <th>Factor</th> <th>Factor</th> </tr> <tr> <th>MHz</th> <th>dBuV/m</th> <th>dBuV/m</th> <th>dB</th> <th>dBuV</th> <th>dB/m</th> <th>dB</th> <th>dB</th> <th>cm</th> <th>deg</th> </tr> </thead> <tbody> <tr> <td>1</td> <td>5550.00</td> <td>103.43</td> <td>68.30</td> <td>35.13</td> <td>85.34</td> <td>34.57</td> <td>13.22</td> <td>29.70</td> <td>0.00</td> <td>303</td> <td>83</td> <td>PEAK</td> </tr> </tbody> </table>	Limit	Read	Ant	Cable	Preamp	Aux	APos	TPos	Remark	Freq	Level	Line	Margin	Level	Factor	Loss	Factor	Factor	MHz	dBuV/m	dBuV/m	dB	dBuV	dB/m	dB	dB	cm	deg	1	5550.00	103.43	68.30	35.13	85.34	34.57	13.22	29.70	0.00	303	83	PEAK
	Limit	Read	Ant	Cable	Preamp	Aux	APos	TPos	Remark																																																																																								
Freq	Level	Line	Margin	Level	Factor	Loss	Factor	Factor																																																																																									
MHz	dBuV/m	dBuV/m	dB	dBuV	dB/m	dB	dB	cm	deg																																																																																								
1	5364.31	57.43	74.00	-16.57	39.54	34.50	12.92	29.53	0.00	303	83	PEAK																																																																																					
2	5463.51	58.40	68.30	-9.90	40.31	34.53	13.18	29.62	0.00	303	83	PEAK																																																																																					
Limit	Read	Ant	Cable	Preamp	Aux	APos	TPos	Remark																																																																																									
Freq	Level	Line	Margin	Level	Factor	Loss	Factor	Factor																																																																																									
MHz	dBuV/m	dBuV/m	dB	dBuV	dB/m	dB	dB	cm	deg																																																																																								
1	5550.00	103.43	68.30	35.13	85.34	34.57	13.22	29.70	0.00	303	83	PEAK																																																																																					
Avg	<table border="1"> <thead> <tr> <th>Limit</th> <th>Read</th> <th>Ant</th> <th>Cable</th> <th>Preamp</th> <th>Aux</th> <th>APos</th> <th>TPos</th> <th>Remark</th> </tr> <tr> <th>Freq</th> <th>Level</th> <th>Line</th> <th>Margin</th> <th>Level</th> <th>Factor</th> <th>Loss</th> <th>Factor</th> <th>Factor</th> </tr> <tr> <th>MHz</th> <th>dBuV/m</th> <th>dBuV/m</th> <th>dB</th> <th>dBuV</th> <th>dB/m</th> <th>dB</th> <th>dB</th> <th>cm</th> <th>deg</th> </tr> </thead> <tbody> <tr> <td>1</td> <td>5441.91</td> <td>47.79</td> <td>54.00</td> <td>-6.21</td> <td>29.74</td> <td>34.52</td> <td>13.13</td> <td>29.60</td> <td>0.00</td> <td>303</td> <td>83</td> <td>AVERAGE</td> </tr> </tbody> </table>	Limit	Read	Ant	Cable	Preamp	Aux	APos	TPos	Remark	Freq	Level	Line	Margin	Level	Factor	Loss	Factor	Factor	MHz	dBuV/m	dBuV/m	dB	dBuV	dB/m	dB	dB	cm	deg	1	5441.91	47.79	54.00	-6.21	29.74	34.52	13.13	29.60	0.00	303	83	AVERAGE	<table border="1"> <thead> <tr> <th>Limit</th> <th>Read</th> <th>Ant</th> <th>Cable</th> <th>Preamp</th> <th>Aux</th> <th>APos</th> <th>TPos</th> <th>Remark</th> </tr> <tr> <th>Freq</th> <th>Level</th> <th>Line</th> <th>Margin</th> <th>Level</th> <th>Factor</th> <th>Loss</th> <th>Factor</th> <th>Factor</th> </tr> <tr> <th>MHz</th> <th>dBuV/m</th> <th>dBuV/m</th> <th>dB</th> <th>dBuV</th> <th>dB/m</th> <th>dB</th> <th>dB</th> <th>cm</th> <th>deg</th> </tr> </thead> <tbody> <tr> <td>1</td> <td>5550.00</td> <td>94.67</td> <td>68.30</td> <td>26.37</td> <td>76.59</td> <td>34.58</td> <td>13.21</td> <td>29.71</td> <td>0.00</td> <td>303</td> <td>83</td> <td>AVERAGE</td> </tr> </tbody> </table>	Limit	Read	Ant	Cable	Preamp	Aux	APos	TPos	Remark	Freq	Level	Line	Margin	Level	Factor	Loss	Factor	Factor	MHz	dBuV/m	dBuV/m	dB	dBuV	dB/m	dB	dB	cm	deg	1	5550.00	94.67	68.30	26.37	76.59	34.58	13.21	29.71	0.00	303	83	AVERAGE													
	Limit	Read	Ant	Cable	Preamp	Aux	APos	TPos	Remark																																																																																								
Freq	Level	Line	Margin	Level	Factor	Loss	Factor	Factor																																																																																									
MHz	dBuV/m	dBuV/m	dB	dBuV	dB/m	dB	dB	cm	deg																																																																																								
1	5441.91	47.79	54.00	-6.21	29.74	34.52	13.13	29.60	0.00	303	83	AVERAGE																																																																																					
Limit	Read	Ant	Cable	Preamp	Aux	APos	TPos	Remark																																																																																									
Freq	Level	Line	Margin	Level	Factor	Loss	Factor	Factor																																																																																									
MHz	dBuV/m	dBuV/m	dB	dBuV	dB/m	dB	dB	cm	deg																																																																																								
1	5550.00	94.67	68.30	26.37	76.59	34.58	13.21	29.71	0.00	303	83	AVERAGE																																																																																					

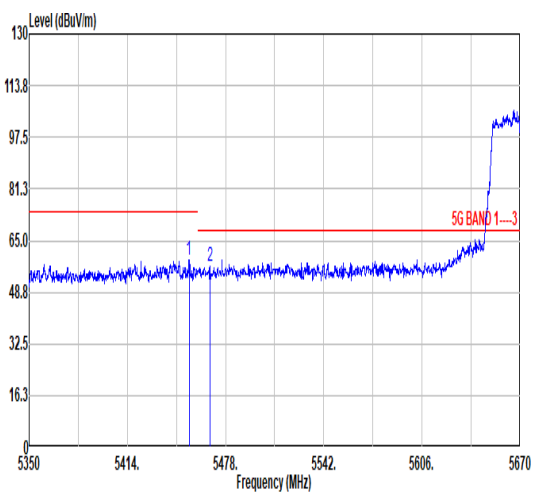
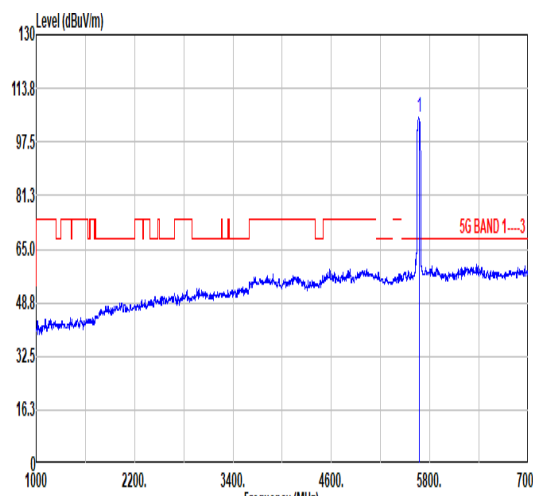
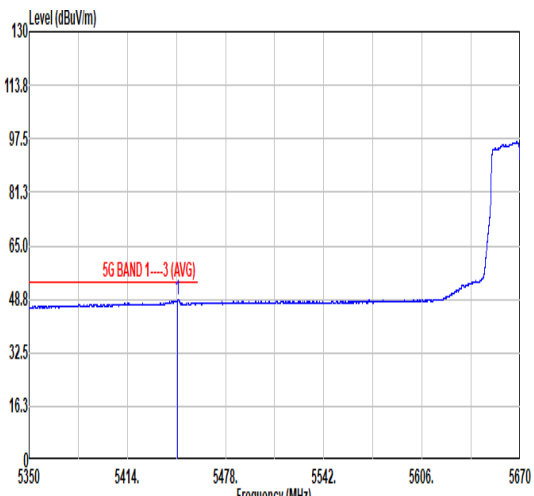
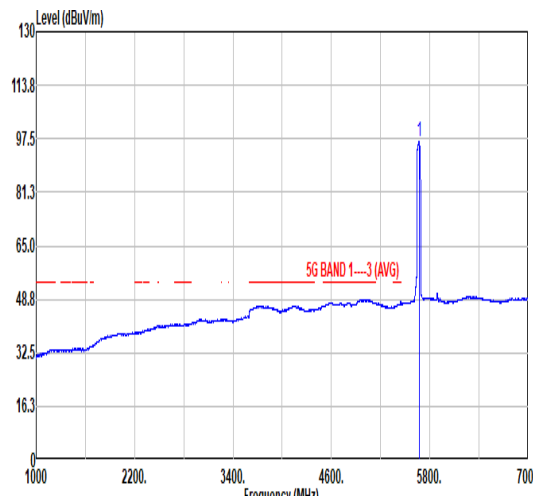


Mode	24																																							
	Band Edge - R																																							
	U-NII-2C_5.47-5.725_802.11ac VHT40_CH110_5550MHz																																							
Pol.	Vertical	Fundamental																																						
Peak	<table border="1"> <thead> <tr> <th>Limit</th> <th>Read</th> <th>Ant</th> <th>Cable</th> <th>Preamp</th> <th>Aux</th> <th>APos</th> <th>TPos</th> <th>Remark</th> </tr> <tr> <th>Freq</th> <th>Level</th> <th>Line</th> <th>Margin</th> <th>Level</th> <th>Factor</th> <th>Loss</th> <th>Factor</th> <th>Factor</th> </tr> <tr> <th>MHz</th> <th>dBuV/m</th> <th>dBuV/m</th> <th>dB</th> <th>dBuV</th> <th>dB/m</th> <th>dB</th> <th>dB</th> <th>cm</th> <th>deg</th> </tr> </thead> <tbody> <tr> <td>1 5750.06</td> <td>59.68</td> <td>68.30</td> <td>-8.62</td> <td>40.64</td> <td>34.89</td> <td>13.93</td> <td>29.78</td> <td>0.00</td> <td>303 83 PEAK</td> </tr> </tbody> </table>	Limit	Read	Ant	Cable	Preamp	Aux	APos	TPos	Remark	Freq	Level	Line	Margin	Level	Factor	Loss	Factor	Factor	MHz	dBuV/m	dBuV/m	dB	dBuV	dB/m	dB	dB	cm	deg	1 5750.06	59.68	68.30	-8.62	40.64	34.89	13.93	29.78	0.00	303 83 PEAK	Blank
Limit	Read	Ant	Cable	Preamp	Aux	APos	TPos	Remark																																
Freq	Level	Line	Margin	Level	Factor	Loss	Factor	Factor																																
MHz	dBuV/m	dBuV/m	dB	dBuV	dB/m	dB	dB	cm	deg																															
1 5750.06	59.68	68.30	-8.62	40.64	34.89	13.93	29.78	0.00	303 83 PEAK																															



Mode	24																																																																																																																																	
	Harmonic																																																																																																																																	
	U-NII-2C_5.47-5.725_802.11ac VHT40_CH110_5550MHz																																																																																																																																	
Pol.	Horizontal	Vertical																																																																																																																																
Peak Avg	<table border="1"> <thead> <tr> <th>Limit</th> <th>Read</th> <th>Ant</th> <th>Cable</th> <th>Preamp</th> <th>Aux</th> <th>APos</th> <th>TPos</th> </tr> <tr> <th>Freq</th> <th>Level</th> <th>Line</th> <th>Margin</th> <th>Level</th> <th>Factor</th> <th>Loss</th> <th>Factor</th> </tr> </thead> <tbody> <tr> <td>1</td> <td>11100.00</td> <td>44.76</td> <td>74.00</td> <td>-29.24</td> <td>54.11</td> <td>38.16</td> <td>18.16</td> </tr> <tr> <td></td> <td></td> <td></td> <td></td> <td></td> <td></td> <td></td> <td>65.67</td> </tr> <tr> <td></td> <td></td> <td></td> <td></td> <td></td> <td></td> <td></td> <td>0.00</td> </tr> <tr> <td></td> <td></td> <td></td> <td></td> <td></td> <td></td> <td></td> <td>300</td> </tr> <tr> <td></td> <td></td> <td></td> <td></td> <td></td> <td></td> <td></td> <td>360</td> </tr> <tr> <td></td> <td></td> <td></td> <td></td> <td></td> <td></td> <td></td> <td>PEAK</td> </tr> </tbody> </table>	Limit	Read	Ant	Cable	Preamp	Aux	APos	TPos	Freq	Level	Line	Margin	Level	Factor	Loss	Factor	1	11100.00	44.76	74.00	-29.24	54.11	38.16	18.16								65.67								0.00								300								360								PEAK	<table border="1"> <thead> <tr> <th>Limit</th> <th>Read</th> <th>Ant</th> <th>Cable</th> <th>Preamp</th> <th>Aux</th> <th>APos</th> <th>TPos</th> </tr> <tr> <th>Freq</th> <th>Level</th> <th>Line</th> <th>Margin</th> <th>Level</th> <th>Factor</th> <th>Loss</th> <th>Factor</th> </tr> </thead> <tbody> <tr> <td>1</td> <td>11100.00</td> <td>43.92</td> <td>74.00</td> <td>-30.08</td> <td>53.27</td> <td>38.16</td> <td>18.16</td> </tr> <tr> <td></td> <td></td> <td></td> <td></td> <td></td> <td></td> <td></td> <td>65.67</td> </tr> <tr> <td></td> <td></td> <td></td> <td></td> <td></td> <td></td> <td></td> <td>0.00</td> </tr> <tr> <td></td> <td></td> <td></td> <td></td> <td></td> <td></td> <td></td> <td>100</td> </tr> <tr> <td></td> <td></td> <td></td> <td></td> <td></td> <td></td> <td></td> <td>360</td> </tr> <tr> <td></td> <td></td> <td></td> <td></td> <td></td> <td></td> <td></td> <td>PEAK</td> </tr> </tbody> </table>	Limit	Read	Ant	Cable	Preamp	Aux	APos	TPos	Freq	Level	Line	Margin	Level	Factor	Loss	Factor	1	11100.00	43.92	74.00	-30.08	53.27	38.16	18.16								65.67								0.00								100								360								PEAK
Limit	Read	Ant	Cable	Preamp	Aux	APos	TPos																																																																																																																											
Freq	Level	Line	Margin	Level	Factor	Loss	Factor																																																																																																																											
1	11100.00	44.76	74.00	-29.24	54.11	38.16	18.16																																																																																																																											
							65.67																																																																																																																											
							0.00																																																																																																																											
							300																																																																																																																											
							360																																																																																																																											
							PEAK																																																																																																																											
Limit	Read	Ant	Cable	Preamp	Aux	APos	TPos																																																																																																																											
Freq	Level	Line	Margin	Level	Factor	Loss	Factor																																																																																																																											
1	11100.00	43.92	74.00	-30.08	53.27	38.16	18.16																																																																																																																											
							65.67																																																																																																																											
							0.00																																																																																																																											
							100																																																																																																																											
							360																																																																																																																											
							PEAK																																																																																																																											



		25																																																																																																					
Mode		Band Edge - L																																																																																																					
		U-NII-2C_5.47-5.725_802.11ac VHT40_CH134_5670MHz																																																																																																					
Pol.		Horizontal					Fundamental																																																																																																
Peak	 <p>Level (dBuV/m)</p> <p>Frequency (MHz)</p> <p>5G BAND 1---3</p> <table border="1"> <thead> <tr> <th>Limit</th> <th>Read</th> <th>Ant</th> <th>Cable</th> <th>Preamp</th> <th>Aux</th> <th>APos</th> <th>TPos</th> <th colspan="2">Remark</th> </tr> <tr> <th>Freq</th> <th>Level</th> <th>Line</th> <th>Margin</th> <th>Level</th> <th>Factor</th> <th>Loss</th> <th>Factor</th> <th>Factor</th> <th></th> </tr> <tr> <th>MHz</th> <th>dBuV/m</th> <th>dBuV/m</th> <th>dB</th> <th>dBuV</th> <th>dB/m</th> <th>dB</th> <th>dB</th> <th>dB</th> <th>cm</th> <th>deg</th> </tr> </thead> <tbody> <tr> <td>1</td> <td>5454.17</td> <td>59.04</td> <td>74.00</td> <td>-14.96</td> <td>40.96</td> <td>34.53</td> <td>13.16</td> <td>29.61</td> <td>0.00</td> <td>100</td> <td>113</td> <td>PEAK</td> </tr> <tr> <td>2</td> <td>5467.93</td> <td>56.70</td> <td>68.30</td> <td>-11.60</td> <td>38.60</td> <td>34.53</td> <td>13.19</td> <td>29.62</td> <td>0.00</td> <td>100</td> <td>113</td> <td>PEAK</td> </tr> </tbody> </table>	Limit	Read	Ant	Cable	Preamp	Aux	APos	TPos	Remark		Freq	Level	Line	Margin	Level	Factor	Loss	Factor	Factor		MHz	dBuV/m	dBuV/m	dB	dBuV	dB/m	dB	dB	dB	cm	deg	1	5454.17	59.04	74.00	-14.96	40.96	34.53	13.16	29.61	0.00	100	113	PEAK	2	5467.93	56.70	68.30	-11.60	38.60	34.53	13.19	29.62	0.00	100	113	PEAK	 <p>Level (dBuV/m)</p> <p>Frequency (MHz)</p> <p>5G BAND 1---3</p> <table border="1"> <thead> <tr> <th>Limit</th> <th>Read</th> <th>Ant</th> <th>Cable</th> <th>Preamp</th> <th>Aux</th> <th>APos</th> <th>TPos</th> <th colspan="2">Remark</th> </tr> <tr> <th>Freq</th> <th>Level</th> <th>Line</th> <th>Margin</th> <th>Level</th> <th>Factor</th> <th>Loss</th> <th>Factor</th> <th>Factor</th> <th></th> </tr> <tr> <th>MHz</th> <th>dBuV/m</th> <th>dBuV/m</th> <th>dB</th> <th>dBuV</th> <th>dB/m</th> <th>dB</th> <th>dB</th> <th>dB</th> <th>cm</th> <th>deg</th> </tr> </thead> <tbody> <tr> <td>1</td> <td>5670.00</td> <td>104.99</td> <td>68.30</td> <td>36.69</td> <td>86.71</td> <td>34.71</td> <td>13.35</td> <td>29.78</td> <td>0.00</td> <td>100</td> <td>113</td> <td>PEAK</td> </tr> </tbody> </table>	Limit	Read	Ant	Cable	Preamp	Aux	APos	TPos	Remark		Freq	Level	Line	Margin	Level	Factor	Loss	Factor	Factor		MHz	dBuV/m	dBuV/m	dB	dBuV	dB/m	dB	dB	dB	cm	deg	1	5670.00	104.99	68.30	36.69	86.71	34.71	13.35	29.78	0.00	100	113	PEAK
	Limit	Read	Ant	Cable	Preamp	Aux	APos	TPos	Remark																																																																																														
Freq	Level	Line	Margin	Level	Factor	Loss	Factor	Factor																																																																																															
MHz	dBuV/m	dBuV/m	dB	dBuV	dB/m	dB	dB	dB	cm	deg																																																																																													
1	5454.17	59.04	74.00	-14.96	40.96	34.53	13.16	29.61	0.00	100	113	PEAK																																																																																											
2	5467.93	56.70	68.30	-11.60	38.60	34.53	13.19	29.62	0.00	100	113	PEAK																																																																																											
Limit	Read	Ant	Cable	Preamp	Aux	APos	TPos	Remark																																																																																															
Freq	Level	Line	Margin	Level	Factor	Loss	Factor	Factor																																																																																															
MHz	dBuV/m	dBuV/m	dB	dBuV	dB/m	dB	dB	dB	cm	deg																																																																																													
1	5670.00	104.99	68.30	36.69	86.71	34.71	13.35	29.78	0.00	100	113	PEAK																																																																																											
Avg	 <p>Level (dBuV/m)</p> <p>Frequency (MHz)</p> <p>5G BAND 1---3 (AVG)</p> <table border="1"> <thead> <tr> <th>Limit</th> <th>Read</th> <th>Ant</th> <th>Cable</th> <th>Preamp</th> <th>Aux</th> <th>APos</th> <th>TPos</th> <th colspan="2">Remark</th> </tr> <tr> <th>Freq</th> <th>Level</th> <th>Line</th> <th>Margin</th> <th>Level</th> <th>Factor</th> <th>Loss</th> <th>Factor</th> <th>Factor</th> <th></th> </tr> <tr> <th>MHz</th> <th>dBuV/m</th> <th>dBuV/m</th> <th>dB</th> <th>dBuV</th> <th>dB/m</th> <th>dB</th> <th>dB</th> <th>dB</th> <th>cm</th> <th>deg</th> </tr> </thead> <tbody> <tr> <td>1</td> <td>5446.81</td> <td>48.59</td> <td>54.00</td> <td>-5.41</td> <td>30.54</td> <td>34.52</td> <td>13.14</td> <td>29.61</td> <td>0.00</td> <td>100</td> <td>113</td> <td>AVERAGE</td> </tr> </tbody> </table>	Limit	Read	Ant	Cable	Preamp	Aux	APos	TPos	Remark		Freq	Level	Line	Margin	Level	Factor	Loss	Factor	Factor		MHz	dBuV/m	dBuV/m	dB	dBuV	dB/m	dB	dB	dB	cm	deg	1	5446.81	48.59	54.00	-5.41	30.54	34.52	13.14	29.61	0.00	100	113	AVERAGE	 <p>Level (dBuV/m)</p> <p>Frequency (MHz)</p> <p>5G BAND 1---3 (AVG)</p> <table border="1"> <thead> <tr> <th>Limit</th> <th>Read</th> <th>Ant</th> <th>Cable</th> <th>Preamp</th> <th>Aux</th> <th>APos</th> <th>TPos</th> <th colspan="2">Remark</th> </tr> <tr> <th>Freq</th> <th>Level</th> <th>Line</th> <th>Margin</th> <th>Level</th> <th>Factor</th> <th>Loss</th> <th>Factor</th> <th>Factor</th> <th></th> </tr> <tr> <th>MHz</th> <th>dBuV/m</th> <th>dBuV/m</th> <th>dB</th> <th>dBuV</th> <th>dB/m</th> <th>dB</th> <th>dB</th> <th>dB</th> <th>cm</th> <th>deg</th> </tr> </thead> <tbody> <tr> <td>1</td> <td>5670.00</td> <td>96.60</td> <td>68.30</td> <td>28.30</td> <td>78.30</td> <td>34.72</td> <td>13.37</td> <td>29.79</td> <td>0.00</td> <td>100</td> <td>113</td> <td>AVERAGE</td> </tr> </tbody> </table>	Limit	Read	Ant	Cable	Preamp	Aux	APos	TPos	Remark		Freq	Level	Line	Margin	Level	Factor	Loss	Factor	Factor		MHz	dBuV/m	dBuV/m	dB	dBuV	dB/m	dB	dB	dB	cm	deg	1	5670.00	96.60	68.30	28.30	78.30	34.72	13.37	29.79	0.00	100	113	AVERAGE													
	Limit	Read	Ant	Cable	Preamp	Aux	APos	TPos	Remark																																																																																														
Freq	Level	Line	Margin	Level	Factor	Loss	Factor	Factor																																																																																															
MHz	dBuV/m	dBuV/m	dB	dBuV	dB/m	dB	dB	dB	cm	deg																																																																																													
1	5446.81	48.59	54.00	-5.41	30.54	34.52	13.14	29.61	0.00	100	113	AVERAGE																																																																																											
Limit	Read	Ant	Cable	Preamp	Aux	APos	TPos	Remark																																																																																															
Freq	Level	Line	Margin	Level	Factor	Loss	Factor	Factor																																																																																															
MHz	dBuV/m	dBuV/m	dB	dBuV	dB/m	dB	dB	dB	cm	deg																																																																																													
1	5670.00	96.60	68.30	28.30	78.30	34.72	13.37	29.79	0.00	100	113	AVERAGE																																																																																											



Mode	25																																																									
	Band Edge - R																																																									
	U-NII-2C_5.47-5.725_802.11ac VHT40_CH134_5670MHz																																																									
Pol.	Horizontal	Fundamental																																																								
Peak	<table border="1"> <thead> <tr> <th>Limit</th> <th>Read</th> <th>Ant</th> <th>Cable</th> <th>Preamp</th> <th>Aux</th> <th>APos</th> <th>TPos</th> </tr> <tr> <th>Freq</th> <th>Level</th> <th>Line</th> <th>Margin</th> <th>Level</th> <th>Factor</th> <th>Loss</th> <th>Factor</th> </tr> <tr> <th>MHz</th> <th>dBuV/m</th> <th>dBuV/m</th> <th>dB</th> <th>dBuV</th> <th>dB/m</th> <th>dB</th> <th>dB</th> </tr> </thead> <tbody> <tr> <td>1 5738.55</td> <td>59.33</td> <td>68.30</td> <td>-8.97</td> <td>40.44</td> <td>34.86</td> <td>13.82</td> <td>29.79</td> </tr> <tr> <td></td> <td></td> <td></td> <td></td> <td></td> <td></td> <td>0.00</td> <td>100</td> </tr> <tr> <td></td> <td></td> <td></td> <td></td> <td></td> <td></td> <td></td> <td>113</td> </tr> <tr> <td></td> <td></td> <td></td> <td></td> <td></td> <td></td> <td></td> <td>PEAK</td> </tr> </tbody> </table>	Limit	Read	Ant	Cable	Preamp	Aux	APos	TPos	Freq	Level	Line	Margin	Level	Factor	Loss	Factor	MHz	dBuV/m	dBuV/m	dB	dBuV	dB/m	dB	dB	1 5738.55	59.33	68.30	-8.97	40.44	34.86	13.82	29.79							0.00	100								113								PEAK	Blank
Limit	Read	Ant	Cable	Preamp	Aux	APos	TPos																																																			
Freq	Level	Line	Margin	Level	Factor	Loss	Factor																																																			
MHz	dBuV/m	dBuV/m	dB	dBuV	dB/m	dB	dB																																																			
1 5738.55	59.33	68.30	-8.97	40.44	34.86	13.82	29.79																																																			
						0.00	100																																																			
							113																																																			
							PEAK																																																			



25																																																																																																	
Band Edge - L																																																																																																	
U-NII-2C_5.47-5.725_802.11ac VHT40_CH134_5670MHz																																																																																																	
Pol.	Vertical																																																																																																
Peak	<table border="1"> <thead> <tr> <th>Limit</th> <th>Read</th> <th>Ant</th> <th>Cable</th> <th>Preamp</th> <th>Aux</th> <th>APos</th> <th>TPos</th> <th>Remark</th> </tr> <tr> <th>Freq</th> <th>Level</th> <th>Line</th> <th>Margin</th> <th>Level</th> <th>Factor</th> <th>Loss</th> <th>Factor</th> <th>Factor</th> </tr> <tr> <th>MHz</th> <th>dBuV/m</th> <th>dBuV/m</th> <th>dB</th> <th>dBuV</th> <th>dB/m</th> <th>dB</th> <th>dB</th> <th>cm</th> <th>deg</th> </tr> </thead> <tbody> <tr> <td>1</td> <td>5388.25</td> <td>57.97</td> <td>74.00</td> <td>-16.03</td> <td>40.04</td> <td>34.50</td> <td>12.99</td> <td>29.56</td> <td>0.00</td> <td>322</td> <td>74</td> <td>PEAK</td> </tr> <tr> <td>2</td> <td>5465.24</td> <td>58.09</td> <td>68.30</td> <td>-10.21</td> <td>39.99</td> <td>34.53</td> <td>13.19</td> <td>29.62</td> <td>0.00</td> <td>322</td> <td>74</td> <td>PEAK</td> </tr> </tbody> </table>	Limit	Read	Ant	Cable	Preamp	Aux	APos	TPos	Remark	Freq	Level	Line	Margin	Level	Factor	Loss	Factor	Factor	MHz	dBuV/m	dBuV/m	dB	dBuV	dB/m	dB	dB	cm	deg	1	5388.25	57.97	74.00	-16.03	40.04	34.50	12.99	29.56	0.00	322	74	PEAK	2	5465.24	58.09	68.30	-10.21	39.99	34.53	13.19	29.62	0.00	322	74	PEAK	<table border="1"> <thead> <tr> <th>Limit</th> <th>Read</th> <th>Ant</th> <th>Cable</th> <th>Preamp</th> <th>Aux</th> <th>APos</th> <th>TPos</th> <th>Remark</th> </tr> <tr> <th>Freq</th> <th>Level</th> <th>Line</th> <th>Margin</th> <th>Level</th> <th>Factor</th> <th>Loss</th> <th>Factor</th> <th>Factor</th> </tr> <tr> <th>MHz</th> <th>dBuV/m</th> <th>dBuV/m</th> <th>dB</th> <th>dBuV</th> <th>dB/m</th> <th>dB</th> <th>dB</th> <th>cm</th> <th>deg</th> </tr> </thead> <tbody> <tr> <td>1</td> <td>5670.00</td> <td>102.47</td> <td>68.30</td> <td>34.17</td> <td>84.19</td> <td>34.71</td> <td>13.35</td> <td>29.78</td> <td>0.00</td> <td>322</td> <td>74</td> <td>PEAK</td> </tr> </tbody> </table>	Limit	Read	Ant	Cable	Preamp	Aux	APos	TPos	Remark	Freq	Level	Line	Margin	Level	Factor	Loss	Factor	Factor	MHz	dBuV/m	dBuV/m	dB	dBuV	dB/m	dB	dB	cm	deg	1	5670.00	102.47	68.30	34.17	84.19	34.71	13.35	29.78	0.00	322	74	PEAK
	Limit	Read	Ant	Cable	Preamp	Aux	APos	TPos	Remark																																																																																								
Freq	Level	Line	Margin	Level	Factor	Loss	Factor	Factor																																																																																									
MHz	dBuV/m	dBuV/m	dB	dBuV	dB/m	dB	dB	cm	deg																																																																																								
1	5388.25	57.97	74.00	-16.03	40.04	34.50	12.99	29.56	0.00	322	74	PEAK																																																																																					
2	5465.24	58.09	68.30	-10.21	39.99	34.53	13.19	29.62	0.00	322	74	PEAK																																																																																					
Limit	Read	Ant	Cable	Preamp	Aux	APos	TPos	Remark																																																																																									
Freq	Level	Line	Margin	Level	Factor	Loss	Factor	Factor																																																																																									
MHz	dBuV/m	dBuV/m	dB	dBuV	dB/m	dB	dB	cm	deg																																																																																								
1	5670.00	102.47	68.30	34.17	84.19	34.71	13.35	29.78	0.00	322	74	PEAK																																																																																					
Avg	<table border="1"> <thead> <tr> <th>Limit</th> <th>Read</th> <th>Ant</th> <th>Cable</th> <th>Preamp</th> <th>Aux</th> <th>APos</th> <th>TPos</th> <th>Remark</th> </tr> <tr> <th>Freq</th> <th>Level</th> <th>Line</th> <th>Margin</th> <th>Level</th> <th>Factor</th> <th>Loss</th> <th>Factor</th> <th>Factor</th> </tr> <tr> <th>MHz</th> <th>dBuV/m</th> <th>dBuV/m</th> <th>dB</th> <th>dBuV</th> <th>dB/m</th> <th>dB</th> <th>dB</th> <th>cm</th> <th>deg</th> </tr> </thead> <tbody> <tr> <td>1</td> <td>5446.49</td> <td>47.90</td> <td>54.00</td> <td>-6.10</td> <td>29.85</td> <td>34.52</td> <td>13.14</td> <td>29.61</td> <td>0.00</td> <td>322</td> <td>74</td> <td>AVERAGE</td> </tr> </tbody> </table>	Limit	Read	Ant	Cable	Preamp	Aux	APos	TPos	Remark	Freq	Level	Line	Margin	Level	Factor	Loss	Factor	Factor	MHz	dBuV/m	dBuV/m	dB	dBuV	dB/m	dB	dB	cm	deg	1	5446.49	47.90	54.00	-6.10	29.85	34.52	13.14	29.61	0.00	322	74	AVERAGE	<table border="1"> <thead> <tr> <th>Limit</th> <th>Read</th> <th>Ant</th> <th>Cable</th> <th>Preamp</th> <th>Aux</th> <th>APos</th> <th>TPos</th> <th>Remark</th> </tr> <tr> <th>Freq</th> <th>Level</th> <th>Line</th> <th>Margin</th> <th>Level</th> <th>Factor</th> <th>Loss</th> <th>Factor</th> <th>Factor</th> </tr> <tr> <th>MHz</th> <th>dBuV/m</th> <th>dBuV/m</th> <th>dB</th> <th>dBuV</th> <th>dB/m</th> <th>dB</th> <th>dB</th> <th>cm</th> <th>deg</th> </tr> </thead> <tbody> <tr> <td>1</td> <td>5670.00</td> <td>94.31</td> <td>68.30</td> <td>26.01</td> <td>76.01</td> <td>34.72</td> <td>13.37</td> <td>29.79</td> <td>0.00</td> <td>322</td> <td>74</td> <td>AVERAGE</td> </tr> </tbody> </table>	Limit	Read	Ant	Cable	Preamp	Aux	APos	TPos	Remark	Freq	Level	Line	Margin	Level	Factor	Loss	Factor	Factor	MHz	dBuV/m	dBuV/m	dB	dBuV	dB/m	dB	dB	cm	deg	1	5670.00	94.31	68.30	26.01	76.01	34.72	13.37	29.79	0.00	322	74	AVERAGE													
	Limit	Read	Ant	Cable	Preamp	Aux	APos	TPos	Remark																																																																																								
Freq	Level	Line	Margin	Level	Factor	Loss	Factor	Factor																																																																																									
MHz	dBuV/m	dBuV/m	dB	dBuV	dB/m	dB	dB	cm	deg																																																																																								
1	5446.49	47.90	54.00	-6.10	29.85	34.52	13.14	29.61	0.00	322	74	AVERAGE																																																																																					
Limit	Read	Ant	Cable	Preamp	Aux	APos	TPos	Remark																																																																																									
Freq	Level	Line	Margin	Level	Factor	Loss	Factor	Factor																																																																																									
MHz	dBuV/m	dBuV/m	dB	dBuV	dB/m	dB	dB	cm	deg																																																																																								
1	5670.00	94.31	68.30	26.01	76.01	34.72	13.37	29.79	0.00	322	74	AVERAGE																																																																																					



Mode	25																																																																	
	Band Edge - R																																																																	
	U-NII-2C_5.47-5.725_802.11ac VHT40_CH134_5670MHz																																																																	
Pol.	Vertical	Fundamental																																																																
Peak	<table border="1"> <thead> <tr> <th>Limit</th> <th>Read</th> <th>Ant</th> <th>Cable</th> <th>Preamp</th> <th>Aux</th> <th>APos</th> <th>TPos</th> </tr> <tr> <th>Freq</th> <th>Level</th> <th>Line</th> <th>Margin</th> <th>Level</th> <th>Factor</th> <th>Loss</th> <th>Factor</th> </tr> <tr> <th>MHz</th> <th>dBuV/m</th> <th>dBuV/m</th> <th>dB</th> <th>dBuV</th> <th>dB/m</th> <th>dB</th> <th>dB</th> </tr> </thead> <tbody> <tr> <td>1 5739.21</td> <td>59.30</td> <td>68.30</td> <td>-9.00</td> <td>40.39</td> <td>34.87</td> <td>13.83</td> <td>29.79</td> </tr> <tr> <td></td> <td></td> <td></td> <td></td> <td></td> <td></td> <td>0.00</td> <td></td> </tr> <tr> <td></td> <td></td> <td></td> <td></td> <td></td> <td></td> <td></td> <td>322</td> </tr> <tr> <td></td> <td></td> <td></td> <td></td> <td></td> <td></td> <td></td> <td>74</td> </tr> <tr> <td></td> <td></td> <td></td> <td></td> <td></td> <td></td> <td></td> <td>PEAK</td> </tr> </tbody> </table>	Limit	Read	Ant	Cable	Preamp	Aux	APos	TPos	Freq	Level	Line	Margin	Level	Factor	Loss	Factor	MHz	dBuV/m	dBuV/m	dB	dBuV	dB/m	dB	dB	1 5739.21	59.30	68.30	-9.00	40.39	34.87	13.83	29.79							0.00									322								74								PEAK	Blank
Limit	Read	Ant	Cable	Preamp	Aux	APos	TPos																																																											
Freq	Level	Line	Margin	Level	Factor	Loss	Factor																																																											
MHz	dBuV/m	dBuV/m	dB	dBuV	dB/m	dB	dB																																																											
1 5739.21	59.30	68.30	-9.00	40.39	34.87	13.83	29.79																																																											
						0.00																																																												
							322																																																											
							74																																																											
							PEAK																																																											



Mode	25																																																																																																																	
	Harmonic																																																																																																																	
	U-NII-2C_5.47-5.725_802.11ac VHT40_CH134_5670MHz																																																																																																																	
Pol.	Horizontal	Vertical																																																																																																																
Peak Avg	<table border="1"> <thead> <tr> <th>Limit</th> <th>Read</th> <th>Ant</th> <th>Cable</th> <th>Preamp</th> <th>Aux</th> <th>APos</th> <th>TPos</th> </tr> <tr> <th>Freq</th> <th>Level</th> <th>Line</th> <th>Margin</th> <th>Level</th> <th>Factor</th> <th>Loss</th> <th>Factor</th> </tr> <tr> <th>MHz</th> <th>dBuV/m</th> <th>dBuV/m</th> <th>dB</th> <th>dBuV</th> <th>dB/m</th> <th>dB</th> <th>dB</th> </tr> </thead> <tbody> <tr> <td>1 11340.00</td> <td>44.09</td> <td>74.00</td> <td>-29.91</td> <td>52.99</td> <td>38.30</td> <td>18.34</td> <td>65.54</td> </tr> <tr> <td></td> <td></td> <td></td> <td></td> <td></td> <td></td> <td>0.00</td> <td>300</td> </tr> <tr> <td></td> <td></td> <td></td> <td></td> <td></td> <td></td> <td></td> <td>0</td> </tr> <tr> <td></td> <td></td> <td></td> <td></td> <td></td> <td></td> <td></td> <td>PEAK</td> </tr> </tbody> </table>	Limit	Read	Ant	Cable	Preamp	Aux	APos	TPos	Freq	Level	Line	Margin	Level	Factor	Loss	Factor	MHz	dBuV/m	dBuV/m	dB	dBuV	dB/m	dB	dB	1 11340.00	44.09	74.00	-29.91	52.99	38.30	18.34	65.54							0.00	300								0								PEAK	<table border="1"> <thead> <tr> <th>Limit</th> <th>Read</th> <th>Ant</th> <th>Cable</th> <th>Preamp</th> <th>Aux</th> <th>APos</th> <th>TPos</th> </tr> <tr> <th>Freq</th> <th>Level</th> <th>Line</th> <th>Margin</th> <th>Level</th> <th>Factor</th> <th>Loss</th> <th>Factor</th> </tr> <tr> <th>MHz</th> <th>dBuV/m</th> <th>dBuV/m</th> <th>dB</th> <th>dBuV</th> <th>dB/m</th> <th>dB</th> <th>dB</th> </tr> </thead> <tbody> <tr> <td>1 11340.00</td> <td>44.08</td> <td>74.00</td> <td>-29.92</td> <td>52.98</td> <td>38.30</td> <td>18.34</td> <td>65.54</td> </tr> <tr> <td></td> <td></td> <td></td> <td></td> <td></td> <td></td> <td>0.00</td> <td>100</td> </tr> <tr> <td></td> <td></td> <td></td> <td></td> <td></td> <td></td> <td></td> <td>0</td> </tr> <tr> <td></td> <td></td> <td></td> <td></td> <td></td> <td></td> <td></td> <td>PEAK</td> </tr> </tbody> </table>	Limit	Read	Ant	Cable	Preamp	Aux	APos	TPos	Freq	Level	Line	Margin	Level	Factor	Loss	Factor	MHz	dBuV/m	dBuV/m	dB	dBuV	dB/m	dB	dB	1 11340.00	44.08	74.00	-29.92	52.98	38.30	18.34	65.54							0.00	100								0								PEAK
Limit	Read	Ant	Cable	Preamp	Aux	APos	TPos																																																																																																											
Freq	Level	Line	Margin	Level	Factor	Loss	Factor																																																																																																											
MHz	dBuV/m	dBuV/m	dB	dBuV	dB/m	dB	dB																																																																																																											
1 11340.00	44.09	74.00	-29.91	52.99	38.30	18.34	65.54																																																																																																											
						0.00	300																																																																																																											
							0																																																																																																											
							PEAK																																																																																																											
Limit	Read	Ant	Cable	Preamp	Aux	APos	TPos																																																																																																											
Freq	Level	Line	Margin	Level	Factor	Loss	Factor																																																																																																											
MHz	dBuV/m	dBuV/m	dB	dBuV	dB/m	dB	dB																																																																																																											
1 11340.00	44.08	74.00	-29.92	52.98	38.30	18.34	65.54																																																																																																											
						0.00	100																																																																																																											
							0																																																																																																											
							PEAK																																																																																																											



		26																																																																																									
Mode	Band Edge - L																																																																																										
	U-NII-1_5.15-5.25_802.11ac VHT80_CH42_5210MHz																																																																																										
Pol.	Horizontal		Fundamental																																																																																								
Peak																																																																																											
	<table border="1"> <thead> <tr> <th>Limit</th> <th>Read</th> <th>Ant</th> <th>Cable</th> <th>Preamp</th> <th>Aux</th> <th>APos</th> <th>TPos</th> <th colspan="2"></th> </tr> <tr> <th>Freq</th> <th>Level</th> <th>Line</th> <th>Margin</th> <th>Level</th> <th>Factor</th> <th>Loss</th> <th>Factor</th> <th>Factor</th> <th>Remark</th> </tr> <tr> <th>MHz</th> <th>dBuV/m</th> <th>dBuV/m</th> <th>dB</th> <th>dBuV</th> <th>dB/m</th> <th>dB</th> <th>dB</th> <th>dB</th> <th>cm</th> <th>deg</th> </tr> </thead> <tbody> <tr> <td>1</td> <td>5023.37</td> <td>59.56</td> <td>74.00</td> <td>-14.44</td> <td>42.28</td> <td>34.14</td> <td>12.35</td> <td>29.21</td> <td>0.00</td> <td>108</td> <td>118</td> <td>PEAK</td> </tr> </tbody> </table>		Limit	Read	Ant	Cable	Preamp	Aux	APos	TPos			Freq	Level	Line	Margin	Level	Factor	Loss	Factor	Factor	Remark	MHz	dBuV/m	dBuV/m	dB	dBuV	dB/m	dB	dB	dB	cm	deg	1	5023.37	59.56	74.00	-14.44	42.28	34.14	12.35	29.21	0.00	108	118	PEAK	<table border="1"> <thead> <tr> <th>Limit</th> <th>Read</th> <th>Ant</th> <th>Cable</th> <th>Preamp</th> <th>Aux</th> <th>APos</th> <th>TPos</th> <th colspan="2"></th> </tr> <tr> <th>Freq</th> <th>Level</th> <th>Line</th> <th>Margin</th> <th>Level</th> <th>Factor</th> <th>Loss</th> <th>Factor</th> <th>Factor</th> <th>Remark</th> </tr> <tr> <th>MHz</th> <th>dBuV/m</th> <th>dBuV/m</th> <th>dB</th> <th>dBuV</th> <th>dB/m</th> <th>dB</th> <th>dB</th> <th>dB</th> <th>cm</th> <th>deg</th> </tr> </thead> <tbody> <tr> <td>1</td> <td>5210.00</td> <td>99.87</td> <td>68.30</td> <td>31.57</td> <td>82.16</td> <td>34.50</td> <td>12.57</td> <td>29.36</td> <td>0.00</td> <td>108</td> <td>118</td> <td>PEAK</td> </tr> </tbody> </table>		Limit	Read	Ant	Cable	Preamp	Aux	APos	TPos			Freq	Level	Line	Margin	Level	Factor	Loss	Factor	Factor	Remark	MHz	dBuV/m	dBuV/m	dB	dBuV	dB/m	dB	dB	dB	cm	deg	1	5210.00	99.87	68.30	31.57	82.16	34.50	12.57	29.36	0.00	108	118
Limit	Read	Ant	Cable	Preamp	Aux	APos	TPos																																																																																				
Freq	Level	Line	Margin	Level	Factor	Loss	Factor	Factor	Remark																																																																																		
MHz	dBuV/m	dBuV/m	dB	dBuV	dB/m	dB	dB	dB	cm	deg																																																																																	
1	5023.37	59.56	74.00	-14.44	42.28	34.14	12.35	29.21	0.00	108	118	PEAK																																																																															
Limit	Read	Ant	Cable	Preamp	Aux	APos	TPos																																																																																				
Freq	Level	Line	Margin	Level	Factor	Loss	Factor	Factor	Remark																																																																																		
MHz	dBuV/m	dBuV/m	dB	dBuV	dB/m	dB	dB	dB	cm	deg																																																																																	
1	5210.00	99.87	68.30	31.57	82.16	34.50	12.57	29.36	0.00	108	118	PEAK																																																																															
Avg																																																																																											
	<table border="1"> <thead> <tr> <th>Limit</th> <th>Read</th> <th>Ant</th> <th>Cable</th> <th>Preamp</th> <th>Aux</th> <th>APos</th> <th>TPos</th> <th colspan="2"></th> </tr> <tr> <th>Freq</th> <th>Level</th> <th>Line</th> <th>Margin</th> <th>Level</th> <th>Factor</th> <th>Loss</th> <th>Factor</th> <th>Factor</th> <th>Remark</th> </tr> <tr> <th>MHz</th> <th>dBuV/m</th> <th>dBuV/m</th> <th>dB</th> <th>dBuV</th> <th>dB/m</th> <th>dB</th> <th>dB</th> <th>dB</th> <th>cm</th> <th>deg</th> </tr> </thead> <tbody> <tr> <td>1</td> <td>5023.63</td> <td>49.20</td> <td>54.00</td> <td>-4.80</td> <td>31.91</td> <td>34.15</td> <td>12.35</td> <td>29.21</td> <td>0.00</td> <td>108</td> <td>118</td> <td>AVERAGE</td> </tr> </tbody> </table>		Limit	Read	Ant	Cable	Preamp	Aux	APos	TPos			Freq	Level	Line	Margin	Level	Factor	Loss	Factor	Factor	Remark	MHz	dBuV/m	dBuV/m	dB	dBuV	dB/m	dB	dB	dB	cm	deg	1	5023.63	49.20	54.00	-4.80	31.91	34.15	12.35	29.21	0.00	108	118	AVERAGE	<table border="1"> <thead> <tr> <th>Limit</th> <th>Read</th> <th>Ant</th> <th>Cable</th> <th>Preamp</th> <th>Aux</th> <th>APos</th> <th>TPos</th> <th colspan="2"></th> </tr> <tr> <th>Freq</th> <th>Level</th> <th>Line</th> <th>Margin</th> <th>Level</th> <th>Factor</th> <th>Loss</th> <th>Factor</th> <th>Factor</th> <th>Remark</th> </tr> <tr> <th>MHz</th> <th>dBuV/m</th> <th>dBuV/m</th> <th>dB</th> <th>dBuV</th> <th>dB/m</th> <th>dB</th> <th>dB</th> <th>dB</th> <th>cm</th> <th>deg</th> </tr> </thead> <tbody> <tr> <td>1</td> <td>5210.00</td> <td>91.85</td> <td>68.30</td> <td>23.55</td> <td>74.14</td> <td>34.50</td> <td>12.57</td> <td>29.36</td> <td>0.00</td> <td>108</td> <td>118</td> <td>AVERAGE</td> </tr> </tbody> </table>		Limit	Read	Ant	Cable	Preamp	Aux	APos	TPos			Freq	Level	Line	Margin	Level	Factor	Loss	Factor	Factor	Remark	MHz	dBuV/m	dBuV/m	dB	dBuV	dB/m	dB	dB	dB	cm	deg	1	5210.00	91.85	68.30	23.55	74.14	34.50	12.57	29.36	0.00	108	118
Limit	Read	Ant	Cable	Preamp	Aux	APos	TPos																																																																																				
Freq	Level	Line	Margin	Level	Factor	Loss	Factor	Factor	Remark																																																																																		
MHz	dBuV/m	dBuV/m	dB	dBuV	dB/m	dB	dB	dB	cm	deg																																																																																	
1	5023.63	49.20	54.00	-4.80	31.91	34.15	12.35	29.21	0.00	108	118	AVERAGE																																																																															
Limit	Read	Ant	Cable	Preamp	Aux	APos	TPos																																																																																				
Freq	Level	Line	Margin	Level	Factor	Loss	Factor	Factor	Remark																																																																																		
MHz	dBuV/m	dBuV/m	dB	dBuV	dB/m	dB	dB	dB	cm	deg																																																																																	
1	5210.00	91.85	68.30	23.55	74.14	34.50	12.57	29.36	0.00	108	118	AVERAGE																																																																															



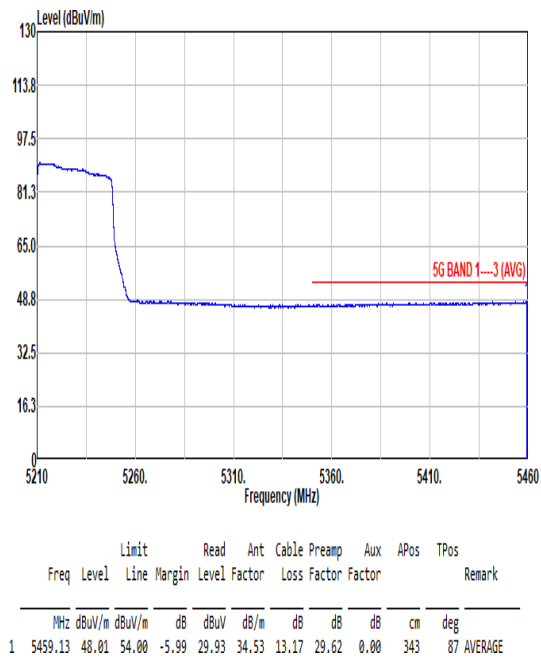
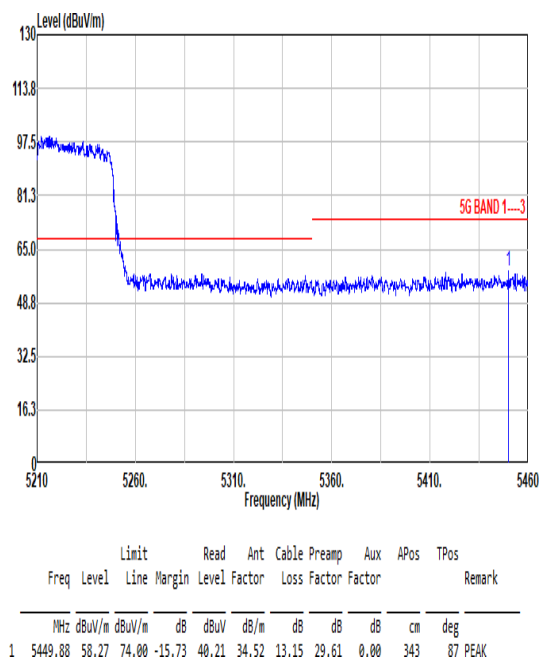
26																																																																	
Mode	Band Edge - R																																																																
	U-NII-1_5.15-5.25_802.11ac VHT80_CH42_5210MHz																																																																
Pol.	Horizontal																																																																
Pol.	Fundamental																																																																
Peak	<table border="1"> <thead> <tr> <th>Limit</th> <th>Read</th> <th>Ant</th> <th>Cable</th> <th>Preamp</th> <th>Aux</th> <th>APos</th> <th>TPos</th> </tr> <tr> <th>Freq</th> <th>Level</th> <th>Line</th> <th>Margin</th> <th>Level</th> <th>Factor</th> <th>Loss</th> <th>Factor</th> </tr> <tr> <th>MHz</th> <th>dBuV/m</th> <th>dBuV/m</th> <th>dB</th> <th>dBuV</th> <th>dB/m</th> <th>dB</th> <th>dB</th> </tr> </thead> <tbody> <tr> <td>1</td> <td>5391.13</td> <td>57.87</td> <td>74.00</td> <td>-16.13</td> <td>39.93</td> <td>34.50</td> <td>13.00</td> </tr> <tr> <td></td> <td></td> <td></td> <td></td> <td></td> <td></td> <td>29.56</td> <td>0.00</td> </tr> <tr> <td></td> <td></td> <td></td> <td></td> <td></td> <td></td> <td></td> <td>108</td> </tr> <tr> <td></td> <td></td> <td></td> <td></td> <td></td> <td></td> <td></td> <td>118</td> </tr> <tr> <td></td> <td></td> <td></td> <td></td> <td></td> <td></td> <td></td> <td>PEAK</td> </tr> </tbody> </table>	Limit	Read	Ant	Cable	Preamp	Aux	APos	TPos	Freq	Level	Line	Margin	Level	Factor	Loss	Factor	MHz	dBuV/m	dBuV/m	dB	dBuV	dB/m	dB	dB	1	5391.13	57.87	74.00	-16.13	39.93	34.50	13.00							29.56	0.00								108								118								PEAK
Limit	Read	Ant	Cable	Preamp	Aux	APos	TPos																																																										
Freq	Level	Line	Margin	Level	Factor	Loss	Factor																																																										
MHz	dBuV/m	dBuV/m	dB	dBuV	dB/m	dB	dB																																																										
1	5391.13	57.87	74.00	-16.13	39.93	34.50	13.00																																																										
						29.56	0.00																																																										
							108																																																										
							118																																																										
							PEAK																																																										
Avg	<table border="1"> <thead> <tr> <th>Limit</th> <th>Read</th> <th>Ant</th> <th>Cable</th> <th>Preamp</th> <th>Aux</th> <th>APos</th> <th>TPos</th> </tr> <tr> <th>Freq</th> <th>Level</th> <th>Line</th> <th>Margin</th> <th>Level</th> <th>Factor</th> <th>Loss</th> <th>Factor</th> </tr> <tr> <th>MHz</th> <th>dBuV/m</th> <th>dBuV/m</th> <th>dB</th> <th>dBuV</th> <th>dB/m</th> <th>dB</th> <th>dB</th> </tr> </thead> <tbody> <tr> <td>1</td> <td>5454.63</td> <td>48.15</td> <td>54.00</td> <td>-5.85</td> <td>30.07</td> <td>34.53</td> <td>13.16</td> </tr> <tr> <td></td> <td></td> <td></td> <td></td> <td></td> <td></td> <td>29.61</td> <td>0.00</td> </tr> <tr> <td></td> <td></td> <td></td> <td></td> <td></td> <td></td> <td></td> <td>108</td> </tr> <tr> <td></td> <td></td> <td></td> <td></td> <td></td> <td></td> <td></td> <td>118</td> </tr> <tr> <td></td> <td></td> <td></td> <td></td> <td></td> <td></td> <td></td> <td>AVERAGE</td> </tr> </tbody> </table>	Limit	Read	Ant	Cable	Preamp	Aux	APos	TPos	Freq	Level	Line	Margin	Level	Factor	Loss	Factor	MHz	dBuV/m	dBuV/m	dB	dBuV	dB/m	dB	dB	1	5454.63	48.15	54.00	-5.85	30.07	34.53	13.16							29.61	0.00								108								118								AVERAGE
Limit	Read	Ant	Cable	Preamp	Aux	APos	TPos																																																										
Freq	Level	Line	Margin	Level	Factor	Loss	Factor																																																										
MHz	dBuV/m	dBuV/m	dB	dBuV	dB/m	dB	dB																																																										
1	5454.63	48.15	54.00	-5.85	30.07	34.53	13.16																																																										
						29.61	0.00																																																										
							108																																																										
							118																																																										
							AVERAGE																																																										



		26																																																																																																																
Mode		Band Edge - L																																																																																																																
		U-NII-1_5.15-5.25_802.11ac VHT80_CH42_5210MHz																																																																																																																
Pol.	Vertical	Fundamental																																																																																																																
Peak	<table border="1"> <thead> <tr> <th>Limit</th> <th>Read</th> <th>Ant</th> <th>Cable</th> <th>Preamp</th> <th>Aux</th> <th>APos</th> <th>TPos</th> </tr> <tr> <th>Freq</th> <th>Level</th> <th>Line</th> <th>Margin</th> <th>Level</th> <th>Factor</th> <th>Loss</th> <th>Factor</th> </tr> <tr> <th>MHz</th> <th>dBuV/m</th> <th>dBuV/m</th> <th>dB</th> <th>dBuV</th> <th>dB/m</th> <th>dB</th> <th>dB</th> </tr> </thead> <tbody> <tr> <td>1</td> <td>5012.50</td> <td>59.32</td> <td>74.00</td> <td>-14.68</td> <td>42.07</td> <td>34.12</td> <td>12.34</td> </tr> <tr> <td></td> <td></td> <td></td> <td></td> <td></td> <td>29.21</td> <td>0.00</td> <td>343</td> </tr> <tr> <td></td> <td></td> <td></td> <td></td> <td></td> <td></td> <td></td> <td>87</td> </tr> <tr> <td></td> <td></td> <td></td> <td></td> <td></td> <td></td> <td></td> <td>PEAK</td> </tr> </tbody> </table>	Limit	Read	Ant	Cable	Preamp	Aux	APos	TPos	Freq	Level	Line	Margin	Level	Factor	Loss	Factor	MHz	dBuV/m	dBuV/m	dB	dBuV	dB/m	dB	dB	1	5012.50	59.32	74.00	-14.68	42.07	34.12	12.34						29.21	0.00	343								87								PEAK	<table border="1"> <thead> <tr> <th>Limit</th> <th>Read</th> <th>Ant</th> <th>Cable</th> <th>Preamp</th> <th>Aux</th> <th>APos</th> <th>TPos</th> </tr> <tr> <th>Freq</th> <th>Level</th> <th>Line</th> <th>Margin</th> <th>Level</th> <th>Factor</th> <th>Loss</th> <th>Factor</th> </tr> <tr> <th>MHz</th> <th>dBuV/m</th> <th>dBuV/m</th> <th>dB</th> <th>dBuV</th> <th>dB/m</th> <th>dB</th> <th>dB</th> </tr> </thead> <tbody> <tr> <td>1</td> <td>5210.00</td> <td>99.30</td> <td>68.30</td> <td>31.00</td> <td>81.60</td> <td>34.49</td> <td>12.57</td> </tr> <tr> <td></td> <td></td> <td></td> <td></td> <td></td> <td>29.36</td> <td>0.00</td> <td>343</td> </tr> <tr> <td></td> <td></td> <td></td> <td></td> <td></td> <td></td> <td></td> <td>87</td> </tr> <tr> <td></td> <td></td> <td></td> <td></td> <td></td> <td></td> <td></td> <td>PEAK</td> </tr> </tbody> </table>	Limit	Read	Ant	Cable	Preamp	Aux	APos	TPos	Freq	Level	Line	Margin	Level	Factor	Loss	Factor	MHz	dBuV/m	dBuV/m	dB	dBuV	dB/m	dB	dB	1	5210.00	99.30	68.30	31.00	81.60	34.49	12.57						29.36	0.00	343								87								PEAK
Limit	Read	Ant	Cable	Preamp	Aux	APos	TPos																																																																																																											
Freq	Level	Line	Margin	Level	Factor	Loss	Factor																																																																																																											
MHz	dBuV/m	dBuV/m	dB	dBuV	dB/m	dB	dB																																																																																																											
1	5012.50	59.32	74.00	-14.68	42.07	34.12	12.34																																																																																																											
					29.21	0.00	343																																																																																																											
							87																																																																																																											
							PEAK																																																																																																											
Limit	Read	Ant	Cable	Preamp	Aux	APos	TPos																																																																																																											
Freq	Level	Line	Margin	Level	Factor	Loss	Factor																																																																																																											
MHz	dBuV/m	dBuV/m	dB	dBuV	dB/m	dB	dB																																																																																																											
1	5210.00	99.30	68.30	31.00	81.60	34.49	12.57																																																																																																											
					29.36	0.00	343																																																																																																											
							87																																																																																																											
							PEAK																																																																																																											
Avg	<table border="1"> <thead> <tr> <th>Limit</th> <th>Read</th> <th>Ant</th> <th>Cable</th> <th>Preamp</th> <th>Aux</th> <th>APos</th> <th>TPos</th> </tr> <tr> <th>Freq</th> <th>Level</th> <th>Line</th> <th>Margin</th> <th>Level</th> <th>Factor</th> <th>Loss</th> <th>Factor</th> </tr> <tr> <th>MHz</th> <th>dBuV/m</th> <th>dBuV/m</th> <th>dB</th> <th>dBuV</th> <th>dB/m</th> <th>dB</th> <th>dB</th> </tr> </thead> <tbody> <tr> <td>1</td> <td>5037.28</td> <td>49.31</td> <td>54.00</td> <td>-4.69</td> <td>32.00</td> <td>34.17</td> <td>12.36</td> </tr> <tr> <td></td> <td></td> <td></td> <td></td> <td></td> <td>29.22</td> <td>0.00</td> <td>343</td> </tr> <tr> <td></td> <td></td> <td></td> <td></td> <td></td> <td></td> <td></td> <td>87</td> </tr> <tr> <td></td> <td></td> <td></td> <td></td> <td></td> <td></td> <td></td> <td>AVERAGE</td> </tr> </tbody> </table>	Limit	Read	Ant	Cable	Preamp	Aux	APos	TPos	Freq	Level	Line	Margin	Level	Factor	Loss	Factor	MHz	dBuV/m	dBuV/m	dB	dBuV	dB/m	dB	dB	1	5037.28	49.31	54.00	-4.69	32.00	34.17	12.36						29.22	0.00	343								87								AVERAGE	<table border="1"> <thead> <tr> <th>Limit</th> <th>Read</th> <th>Ant</th> <th>Cable</th> <th>Preamp</th> <th>Aux</th> <th>APos</th> <th>TPos</th> </tr> <tr> <th>Freq</th> <th>Level</th> <th>Line</th> <th>Margin</th> <th>Level</th> <th>Factor</th> <th>Loss</th> <th>Factor</th> </tr> <tr> <th>MHz</th> <th>dBuV/m</th> <th>dBuV/m</th> <th>dB</th> <th>dBuV</th> <th>dB/m</th> <th>dB</th> <th>dB</th> </tr> </thead> <tbody> <tr> <td>1</td> <td>5210.00</td> <td>90.34</td> <td>68.30</td> <td>22.04</td> <td>72.64</td> <td>34.49</td> <td>12.57</td> </tr> <tr> <td></td> <td></td> <td></td> <td></td> <td></td> <td>29.36</td> <td>0.00</td> <td>343</td> </tr> <tr> <td></td> <td></td> <td></td> <td></td> <td></td> <td></td> <td></td> <td>87</td> </tr> <tr> <td></td> <td></td> <td></td> <td></td> <td></td> <td></td> <td></td> <td>AVERAGE</td> </tr> </tbody> </table>	Limit	Read	Ant	Cable	Preamp	Aux	APos	TPos	Freq	Level	Line	Margin	Level	Factor	Loss	Factor	MHz	dBuV/m	dBuV/m	dB	dBuV	dB/m	dB	dB	1	5210.00	90.34	68.30	22.04	72.64	34.49	12.57						29.36	0.00	343								87								AVERAGE
Limit	Read	Ant	Cable	Preamp	Aux	APos	TPos																																																																																																											
Freq	Level	Line	Margin	Level	Factor	Loss	Factor																																																																																																											
MHz	dBuV/m	dBuV/m	dB	dBuV	dB/m	dB	dB																																																																																																											
1	5037.28	49.31	54.00	-4.69	32.00	34.17	12.36																																																																																																											
					29.22	0.00	343																																																																																																											
							87																																																																																																											
							AVERAGE																																																																																																											
Limit	Read	Ant	Cable	Preamp	Aux	APos	TPos																																																																																																											
Freq	Level	Line	Margin	Level	Factor	Loss	Factor																																																																																																											
MHz	dBuV/m	dBuV/m	dB	dBuV	dB/m	dB	dB																																																																																																											
1	5210.00	90.34	68.30	22.04	72.64	34.49	12.57																																																																																																											
					29.36	0.00	343																																																																																																											
							87																																																																																																											
							AVERAGE																																																																																																											



26	
Mode	Band Edge - R
	U-NII-1_5.15-5.25_802.11ac VHT80_CH42_5210MHz
Pol.	Vertical
Peak	Fundamental
	Blank
Avg	Fundamental
	Blank





Mode	26																																																																																			
	Harmonic																																																																																			
	U-NII-1_5.15-5.25_802.11ac VHT80_CH42_5210MHz																																																																																			
Pol.	Horizontal	Vertical																																																																																		
Peak Avg	<table border="1"> <thead> <tr> <th>Limit</th> <th>Read</th> <th>Ant</th> <th>Cable</th> <th>Preamp</th> <th>Aux</th> <th>APos</th> <th>TPos</th> </tr> <tr> <th>Freq</th> <th>Level</th> <th>Line</th> <th>Margin</th> <th>Level</th> <th>Factor</th> <th>Loss</th> <th>Factor</th> <th>Factor</th> <th>Factor</th> <th>Remark</th> </tr> <tr> <th>MHz</th> <th>dBuV/m</th> <th>dBuV/m</th> <th>dB</th> <th>dBuV</th> <th>dB/m</th> <th>dB</th> <th>dB</th> <th>dB</th> <th>cm</th> <th>deg</th> </tr> </thead> <tbody> <tr> <td>1 10420.00</td> <td>43.23</td> <td>68.30</td> <td>-25.07</td> <td>54.58</td> <td>37.46</td> <td>17.60</td> <td>66.41</td> <td>0.00</td> <td>300</td> <td>0 PEAK</td> </tr> </tbody> </table>	Limit	Read	Ant	Cable	Preamp	Aux	APos	TPos	Freq	Level	Line	Margin	Level	Factor	Loss	Factor	Factor	Factor	Remark	MHz	dBuV/m	dBuV/m	dB	dBuV	dB/m	dB	dB	dB	cm	deg	1 10420.00	43.23	68.30	-25.07	54.58	37.46	17.60	66.41	0.00	300	0 PEAK	<table border="1"> <thead> <tr> <th>Limit</th> <th>Read</th> <th>Ant</th> <th>Cable</th> <th>Preamp</th> <th>Aux</th> <th>APos</th> <th>TPos</th> </tr> <tr> <th>Freq</th> <th>Level</th> <th>Line</th> <th>Margin</th> <th>Level</th> <th>Factor</th> <th>Loss</th> <th>Factor</th> <th>Factor</th> <th>Factor</th> <th>Remark</th> </tr> <tr> <th>MHz</th> <th>dBuV/m</th> <th>dBuV/m</th> <th>dB</th> <th>dBuV</th> <th>dB/m</th> <th>dB</th> <th>dB</th> <th>dB</th> <th>cm</th> <th>deg</th> </tr> </thead> <tbody> <tr> <td>1 10420.00</td> <td>42.92</td> <td>68.30</td> <td>-25.38</td> <td>54.27</td> <td>37.46</td> <td>17.60</td> <td>66.41</td> <td>0.00</td> <td>100</td> <td>0 PEAK</td> </tr> </tbody> </table>	Limit	Read	Ant	Cable	Preamp	Aux	APos	TPos	Freq	Level	Line	Margin	Level	Factor	Loss	Factor	Factor	Factor	Remark	MHz	dBuV/m	dBuV/m	dB	dBuV	dB/m	dB	dB	dB	cm	deg	1 10420.00	42.92	68.30	-25.38	54.27	37.46	17.60	66.41	0.00	100	0 PEAK
Limit	Read	Ant	Cable	Preamp	Aux	APos	TPos																																																																													
Freq	Level	Line	Margin	Level	Factor	Loss	Factor	Factor	Factor	Remark																																																																										
MHz	dBuV/m	dBuV/m	dB	dBuV	dB/m	dB	dB	dB	cm	deg																																																																										
1 10420.00	43.23	68.30	-25.07	54.58	37.46	17.60	66.41	0.00	300	0 PEAK																																																																										
Limit	Read	Ant	Cable	Preamp	Aux	APos	TPos																																																																													
Freq	Level	Line	Margin	Level	Factor	Loss	Factor	Factor	Factor	Remark																																																																										
MHz	dBuV/m	dBuV/m	dB	dBuV	dB/m	dB	dB	dB	cm	deg																																																																										
1 10420.00	42.92	68.30	-25.38	54.27	37.46	17.60	66.41	0.00	100	0 PEAK																																																																										



27																																																																											
Band Edge - L																																																																											
U-NII-2A_5.25-5.35_802.11ac VHT80_CH58_5290MHz																																																																											
Pol.																																																																											
Peak	<div style="display: flex; justify-content: space-around;"> <div style="width: 48%;"> <p style="text-align: center;">Horizontal</p> <table border="1"> <thead> <tr> <th>Limit</th> <th>Read</th> <th>Ant</th> <th>Cable</th> <th>Preamp</th> <th>Aux</th> <th>APos</th> <th>TPos</th> <th>Remark</th> </tr> <tr> <th>Freq</th> <th>Level</th> <th>Line</th> <th>Margin</th> <th>Level</th> <th>Factor</th> <th>Loss</th> <th>Factor</th> <th>Factor</th> </tr> <tr> <th>MHz</th> <th>dBuV/m</th> <th>dBuV/m</th> <th>dB</th> <th>dBuV</th> <th>dB/m</th> <th>dB</th> <th>dB</th> <th>dB</th> </tr> </thead> <tbody> <tr> <td>1 5069.47</td> <td>59.15</td> <td>74.00</td> <td>-14.85</td> <td>41.77</td> <td>34.24</td> <td>12.38</td> <td>29.24</td> <td>0.00</td> <td>109 116 PEAK</td> </tr> </tbody> </table> </div> <div style="width: 48%;"> <p style="text-align: center;">Fundamental</p> <table border="1"> <thead> <tr> <th>Limit</th> <th>Read</th> <th>Ant</th> <th>Cable</th> <th>Preamp</th> <th>Aux</th> <th>APos</th> <th>TPos</th> <th>Remark</th> </tr> <tr> <th>Freq</th> <th>Level</th> <th>Line</th> <th>Margin</th> <th>Level</th> <th>Factor</th> <th>Loss</th> <th>Factor</th> <th>Factor</th> </tr> <tr> <th>MHz</th> <th>dBuV/m</th> <th>dBuV/m</th> <th>dB</th> <th>dBuV</th> <th>dB/m</th> <th>dB</th> <th>dB</th> <th>dB</th> </tr> </thead> <tbody> <tr> <td>1 5290.00</td> <td>101.37</td> <td>68.30</td> <td>33.07</td> <td>83.64</td> <td>34.50</td> <td>12.68</td> <td>29.45</td> <td>0.00</td> <td>109 116 PEAK</td> </tr> </tbody> </table> </div> </div>	Limit	Read	Ant	Cable	Preamp	Aux	APos	TPos	Remark	Freq	Level	Line	Margin	Level	Factor	Loss	Factor	Factor	MHz	dBuV/m	dBuV/m	dB	dBuV	dB/m	dB	dB	dB	1 5069.47	59.15	74.00	-14.85	41.77	34.24	12.38	29.24	0.00	109 116 PEAK	Limit	Read	Ant	Cable	Preamp	Aux	APos	TPos	Remark	Freq	Level	Line	Margin	Level	Factor	Loss	Factor	Factor	MHz	dBuV/m	dBuV/m	dB	dBuV	dB/m	dB	dB	dB	1 5290.00	101.37	68.30	33.07	83.64	34.50	12.68	29.45	0.00	109 116 PEAK
	Limit	Read	Ant	Cable	Preamp	Aux	APos	TPos	Remark																																																																		
Freq	Level	Line	Margin	Level	Factor	Loss	Factor	Factor																																																																			
MHz	dBuV/m	dBuV/m	dB	dBuV	dB/m	dB	dB	dB																																																																			
1 5069.47	59.15	74.00	-14.85	41.77	34.24	12.38	29.24	0.00	109 116 PEAK																																																																		
Limit	Read	Ant	Cable	Preamp	Aux	APos	TPos	Remark																																																																			
Freq	Level	Line	Margin	Level	Factor	Loss	Factor	Factor																																																																			
MHz	dBuV/m	dBuV/m	dB	dBuV	dB/m	dB	dB	dB																																																																			
1 5290.00	101.37	68.30	33.07	83.64	34.50	12.68	29.45	0.00	109 116 PEAK																																																																		
Avg	<div style="display: flex; justify-content: space-around;"> <div style="width: 48%;"> <p style="text-align: center;">Horizontal</p> <table border="1"> <thead> <tr> <th>Limit</th> <th>Read</th> <th>Ant</th> <th>Cable</th> <th>Preamp</th> <th>Aux</th> <th>APos</th> <th>TPos</th> <th>Remark</th> </tr> <tr> <th>Freq</th> <th>Level</th> <th>Line</th> <th>Margin</th> <th>Level</th> <th>Factor</th> <th>Loss</th> <th>Factor</th> <th>Factor</th> </tr> <tr> <th>MHz</th> <th>dBuV/m</th> <th>dBuV/m</th> <th>dB</th> <th>dBuV</th> <th>dB/m</th> <th>dB</th> <th>dB</th> <th>dB</th> </tr> </thead> <tbody> <tr> <td>1 5007.99</td> <td>49.51</td> <td>54.00</td> <td>-4.49</td> <td>32.25</td> <td>34.12</td> <td>12.34</td> <td>29.20</td> <td>0.00</td> <td>109 116 AVERAGE</td> </tr> </tbody> </table> </div> <div style="width: 48%;"> <p style="text-align: center;">Fundamental</p> <table border="1"> <thead> <tr> <th>Limit</th> <th>Read</th> <th>Ant</th> <th>Cable</th> <th>Preamp</th> <th>Aux</th> <th>APos</th> <th>TPos</th> <th>Remark</th> </tr> <tr> <th>Freq</th> <th>Level</th> <th>Line</th> <th>Margin</th> <th>Level</th> <th>Factor</th> <th>Loss</th> <th>Factor</th> <th>Factor</th> </tr> <tr> <th>MHz</th> <th>dBuV/m</th> <th>dBuV/m</th> <th>dB</th> <th>dBuV</th> <th>dB/m</th> <th>dB</th> <th>dB</th> <th>dB</th> </tr> </thead> <tbody> <tr> <td>1 5290.00</td> <td>92.16</td> <td>68.30</td> <td>23.86</td> <td>74.43</td> <td>34.50</td> <td>12.68</td> <td>29.45</td> <td>0.00</td> <td>109 116 AVERAGE</td> </tr> </tbody> </table> </div> </div>	Limit	Read	Ant	Cable	Preamp	Aux	APos	TPos	Remark	Freq	Level	Line	Margin	Level	Factor	Loss	Factor	Factor	MHz	dBuV/m	dBuV/m	dB	dBuV	dB/m	dB	dB	dB	1 5007.99	49.51	54.00	-4.49	32.25	34.12	12.34	29.20	0.00	109 116 AVERAGE	Limit	Read	Ant	Cable	Preamp	Aux	APos	TPos	Remark	Freq	Level	Line	Margin	Level	Factor	Loss	Factor	Factor	MHz	dBuV/m	dBuV/m	dB	dBuV	dB/m	dB	dB	dB	1 5290.00	92.16	68.30	23.86	74.43	34.50	12.68	29.45	0.00	109 116 AVERAGE
	Limit	Read	Ant	Cable	Preamp	Aux	APos	TPos	Remark																																																																		
Freq	Level	Line	Margin	Level	Factor	Loss	Factor	Factor																																																																			
MHz	dBuV/m	dBuV/m	dB	dBuV	dB/m	dB	dB	dB																																																																			
1 5007.99	49.51	54.00	-4.49	32.25	34.12	12.34	29.20	0.00	109 116 AVERAGE																																																																		
Limit	Read	Ant	Cable	Preamp	Aux	APos	TPos	Remark																																																																			
Freq	Level	Line	Margin	Level	Factor	Loss	Factor	Factor																																																																			
MHz	dBuV/m	dBuV/m	dB	dBuV	dB/m	dB	dB	dB																																																																			
1 5290.00	92.16	68.30	23.86	74.43	34.50	12.68	29.45	0.00	109 116 AVERAGE																																																																		



27																																																									
Mode	Band Edge - R																																																								
	U-NII-2A_5.25-5.35_802.11ac VHT80_CH58_5290MHz																																																								
Pol.	Horizontal																																																								
Peak	<div style="text-align: right; font-weight: bold;">Fundamental</div> <table border="1" style="width: 100%; border-collapse: collapse; font-size: small;"> <thead> <tr> <th>Limit</th> <th>Read</th> <th>Ant</th> <th>Cable</th> <th>Preamp</th> <th>Aux</th> <th>APos</th> <th>TPos</th> </tr> <tr> <th>Freq Level</th> <th>Line</th> <th>Margin</th> <th>Level</th> <th>Factor</th> <th>Loss</th> <th>Factor</th> <th>Factor</th> </tr> <tr> <th>MHz</th> <th>dBuV/m</th> <th>dBuV/m</th> <th>dB</th> <th>dBuV</th> <th>dB/m</th> <th>dB</th> <th>dB</th> </tr> </thead> <tbody> <tr> <td>1 5354.01</td> <td>60.32</td> <td>74.00</td> <td>-13.68</td> <td>42.46</td> <td>34.50</td> <td>12.88</td> <td>29.52</td> </tr> <tr> <td></td> <td></td> <td></td> <td></td> <td></td> <td></td> <td>0.00</td> <td>109</td> </tr> <tr> <td></td> <td></td> <td></td> <td></td> <td></td> <td></td> <td></td> <td>116</td> </tr> <tr> <td></td> <td></td> <td></td> <td></td> <td></td> <td></td> <td></td> <td>PEAK</td> </tr> </tbody> </table> <div style="text-align: right; font-weight: bold;">Blank</div>	Limit	Read	Ant	Cable	Preamp	Aux	APos	TPos	Freq Level	Line	Margin	Level	Factor	Loss	Factor	Factor	MHz	dBuV/m	dBuV/m	dB	dBuV	dB/m	dB	dB	1 5354.01	60.32	74.00	-13.68	42.46	34.50	12.88	29.52							0.00	109								116								PEAK
Limit	Read	Ant	Cable	Preamp	Aux	APos	TPos																																																		
Freq Level	Line	Margin	Level	Factor	Loss	Factor	Factor																																																		
MHz	dBuV/m	dBuV/m	dB	dBuV	dB/m	dB	dB																																																		
1 5354.01	60.32	74.00	-13.68	42.46	34.50	12.88	29.52																																																		
						0.00	109																																																		
							116																																																		
							PEAK																																																		
Avg	<table border="1" style="width: 100%; border-collapse: collapse; font-size: small;"> <thead> <tr> <th>Limit</th> <th>Read</th> <th>Ant</th> <th>Cable</th> <th>Preamp</th> <th>Aux</th> <th>APos</th> <th>TPos</th> </tr> <tr> <th>Freq Level</th> <th>Line</th> <th>Margin</th> <th>Level</th> <th>Factor</th> <th>Loss</th> <th>Factor</th> <th>Factor</th> </tr> <tr> <th>MHz</th> <th>dBuV/m</th> <th>dBuV/m</th> <th>dB</th> <th>dBuV</th> <th>dB/m</th> <th>dB</th> <th>dB</th> </tr> </thead> <tbody> <tr> <td>1 5354.35</td> <td>50.81</td> <td>54.00</td> <td>-3.19</td> <td>32.95</td> <td>34.50</td> <td>12.88</td> <td>29.52</td> </tr> <tr> <td></td> <td></td> <td></td> <td></td> <td></td> <td></td> <td>0.00</td> <td>109</td> </tr> <tr> <td></td> <td></td> <td></td> <td></td> <td></td> <td></td> <td></td> <td>116</td> </tr> <tr> <td></td> <td></td> <td></td> <td></td> <td></td> <td></td> <td></td> <td>AVERAGE</td> </tr> </tbody> </table> <div style="text-align: right; font-weight: bold;">Blank</div>	Limit	Read	Ant	Cable	Preamp	Aux	APos	TPos	Freq Level	Line	Margin	Level	Factor	Loss	Factor	Factor	MHz	dBuV/m	dBuV/m	dB	dBuV	dB/m	dB	dB	1 5354.35	50.81	54.00	-3.19	32.95	34.50	12.88	29.52							0.00	109								116								AVERAGE
Limit	Read	Ant	Cable	Preamp	Aux	APos	TPos																																																		
Freq Level	Line	Margin	Level	Factor	Loss	Factor	Factor																																																		
MHz	dBuV/m	dBuV/m	dB	dBuV	dB/m	dB	dB																																																		
1 5354.35	50.81	54.00	-3.19	32.95	34.50	12.88	29.52																																																		
						0.00	109																																																		
							116																																																		
							AVERAGE																																																		



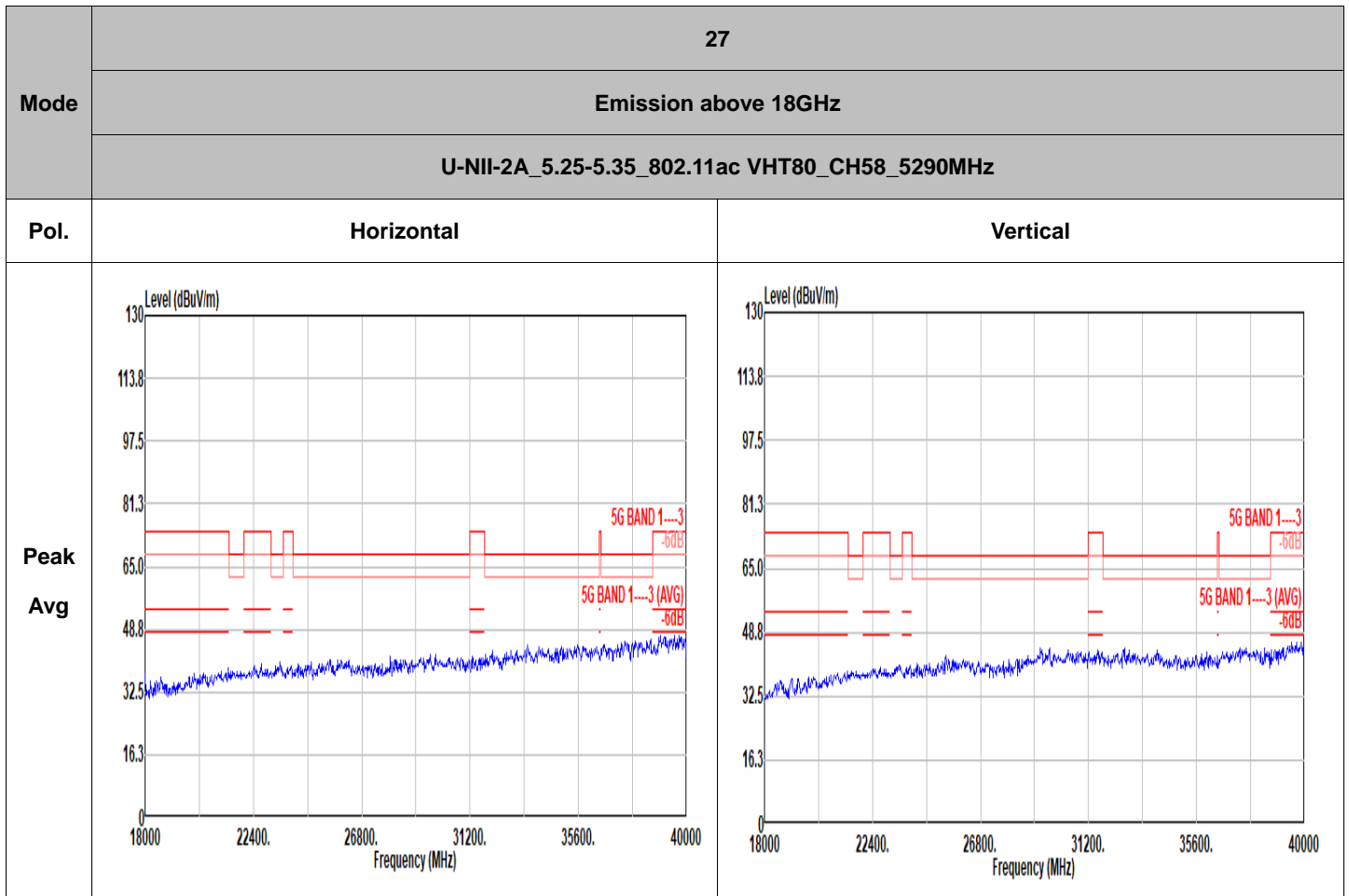
27																																													
Band Edge - L																																													
U-NII-2A_5.25-5.35_802.11ac VHT80_CH58_5290MHz																																													
Pol.	Vertical																																												
Peak	<table border="1"> <thead> <tr> <th>Limit</th> <th>Read</th> <th>Ant</th> <th>Cable</th> <th>Preamp</th> <th>Aux</th> <th>APos</th> <th>TPos</th> <th colspan="2">Remark</th> </tr> <tr> <th>Freq</th> <th>Level</th> <th>Line</th> <th>Margin</th> <th>Level</th> <th>Factor</th> <th>Loss</th> <th>Factor</th> <th>Factor</th> <th></th> </tr> <tr> <th>MHz</th> <th>dBuV/m</th> <th>dBuV/m</th> <th>dB</th> <th>dBuV</th> <th>dB/m</th> <th>dB</th> <th>dB</th> <th>dB</th> <th>cm</th> <th>deg</th> </tr> </thead> <tbody> <tr> <td>1</td> <td>5054.97</td> <td>59.75</td> <td>74.00</td> <td>-14.25</td> <td>42.40</td> <td>34.21</td> <td>12.37</td> <td>29.23</td> <td>0.00</td> <td>351</td> <td>88</td> <td>PEAK</td> </tr> </tbody> </table>	Limit	Read	Ant	Cable	Preamp	Aux	APos	TPos	Remark		Freq	Level	Line	Margin	Level	Factor	Loss	Factor	Factor		MHz	dBuV/m	dBuV/m	dB	dBuV	dB/m	dB	dB	dB	cm	deg	1	5054.97	59.75	74.00	-14.25	42.40	34.21	12.37	29.23	0.00	351	88	PEAK
	Limit	Read	Ant	Cable	Preamp	Aux	APos	TPos	Remark																																				
Freq	Level	Line	Margin	Level	Factor	Loss	Factor	Factor																																					
MHz	dBuV/m	dBuV/m	dB	dBuV	dB/m	dB	dB	dB	cm	deg																																			
1	5054.97	59.75	74.00	-14.25	42.40	34.21	12.37	29.23	0.00	351	88	PEAK																																	
<table border="1"> <thead> <tr> <th>Limit</th> <th>Read</th> <th>Ant</th> <th>Cable</th> <th>Preamp</th> <th>Aux</th> <th>APos</th> <th>TPos</th> <th colspan="2">Remark</th> </tr> <tr> <th>Freq</th> <th>Level</th> <th>Line</th> <th>Margin</th> <th>Level</th> <th>Factor</th> <th>Loss</th> <th>Factor</th> <th>Factor</th> <th></th> </tr> <tr> <th>MHz</th> <th>dBuV/m</th> <th>dBuV/m</th> <th>dB</th> <th>dBuV</th> <th>dB/m</th> <th>dB</th> <th>dB</th> <th>dB</th> <th>cm</th> <th>deg</th> </tr> </thead> <tbody> <tr> <td>1</td> <td>5290.00</td> <td>99.89</td> <td>68.30</td> <td>31.59</td> <td>82.16</td> <td>34.50</td> <td>12.68</td> <td>29.45</td> <td>0.00</td> <td>351</td> <td>88</td> <td>PEAK</td> </tr> </tbody> </table>	Limit	Read	Ant	Cable	Preamp	Aux	APos	TPos	Remark		Freq	Level	Line	Margin	Level	Factor	Loss	Factor	Factor		MHz	dBuV/m	dBuV/m	dB	dBuV	dB/m	dB	dB	dB	cm	deg	1	5290.00	99.89	68.30	31.59	82.16	34.50	12.68	29.45	0.00	351	88	PEAK	
Limit	Read	Ant	Cable	Preamp	Aux	APos	TPos	Remark																																					
Freq	Level	Line	Margin	Level	Factor	Loss	Factor	Factor																																					
MHz	dBuV/m	dBuV/m	dB	dBuV	dB/m	dB	dB	dB	cm	deg																																			
1	5290.00	99.89	68.30	31.59	82.16	34.50	12.68	29.45	0.00	351	88	PEAK																																	
Avg	<table border="1"> <thead> <tr> <th>Limit</th> <th>Read</th> <th>Ant</th> <th>Cable</th> <th>Preamp</th> <th>Aux</th> <th>APos</th> <th>TPos</th> <th colspan="2">Remark</th> </tr> <tr> <th>Freq</th> <th>Level</th> <th>Line</th> <th>Margin</th> <th>Level</th> <th>Factor</th> <th>Loss</th> <th>Factor</th> <th>Factor</th> <th></th> </tr> <tr> <th>MHz</th> <th>dBuV/m</th> <th>dBuV/m</th> <th>dB</th> <th>dBuV</th> <th>dB/m</th> <th>dB</th> <th>dB</th> <th>dB</th> <th>cm</th> <th>deg</th> </tr> </thead> <tbody> <tr> <td>1</td> <td>5013.50</td> <td>49.47</td> <td>54.00</td> <td>-4.53</td> <td>32.21</td> <td>34.13</td> <td>12.34</td> <td>29.21</td> <td>0.00</td> <td>351</td> <td>88</td> <td>AVERAGE</td> </tr> </tbody> </table>	Limit	Read	Ant	Cable	Preamp	Aux	APos	TPos	Remark		Freq	Level	Line	Margin	Level	Factor	Loss	Factor	Factor		MHz	dBuV/m	dBuV/m	dB	dBuV	dB/m	dB	dB	dB	cm	deg	1	5013.50	49.47	54.00	-4.53	32.21	34.13	12.34	29.21	0.00	351	88	AVERAGE
	Limit	Read	Ant	Cable	Preamp	Aux	APos	TPos	Remark																																				
Freq	Level	Line	Margin	Level	Factor	Loss	Factor	Factor																																					
MHz	dBuV/m	dBuV/m	dB	dBuV	dB/m	dB	dB	dB	cm	deg																																			
1	5013.50	49.47	54.00	-4.53	32.21	34.13	12.34	29.21	0.00	351	88	AVERAGE																																	
<table border="1"> <thead> <tr> <th>Limit</th> <th>Read</th> <th>Ant</th> <th>Cable</th> <th>Preamp</th> <th>Aux</th> <th>APos</th> <th>TPos</th> <th colspan="2">Remark</th> </tr> <tr> <th>Freq</th> <th>Level</th> <th>Line</th> <th>Margin</th> <th>Level</th> <th>Factor</th> <th>Loss</th> <th>Factor</th> <th>Factor</th> <th></th> </tr> <tr> <th>MHz</th> <th>dBuV/m</th> <th>dBuV/m</th> <th>dB</th> <th>dBuV</th> <th>dB/m</th> <th>dB</th> <th>dB</th> <th>dB</th> <th>cm</th> <th>deg</th> </tr> </thead> <tbody> <tr> <td>1</td> <td>5290.00</td> <td>91.12</td> <td>68.30</td> <td>22.82</td> <td>73.39</td> <td>34.50</td> <td>12.68</td> <td>29.45</td> <td>0.00</td> <td>351</td> <td>88</td> <td>AVERAGE</td> </tr> </tbody> </table>	Limit	Read	Ant	Cable	Preamp	Aux	APos	TPos	Remark		Freq	Level	Line	Margin	Level	Factor	Loss	Factor	Factor		MHz	dBuV/m	dBuV/m	dB	dBuV	dB/m	dB	dB	dB	cm	deg	1	5290.00	91.12	68.30	22.82	73.39	34.50	12.68	29.45	0.00	351	88	AVERAGE	
Limit	Read	Ant	Cable	Preamp	Aux	APos	TPos	Remark																																					
Freq	Level	Line	Margin	Level	Factor	Loss	Factor	Factor																																					
MHz	dBuV/m	dBuV/m	dB	dBuV	dB/m	dB	dB	dB	cm	deg																																			
1	5290.00	91.12	68.30	22.82	73.39	34.50	12.68	29.45	0.00	351	88	AVERAGE																																	



27																																						
Band Edge - R																																						
U-NII-2A_5.25-5.35_802.11ac VHT80_CH58_5290MHz																																						
Pol.	Vertical																																					
Pol.	Fundamental																																					
Peak	<table border="1"> <thead> <tr> <th>Limit</th> <th>Read</th> <th>Ant</th> <th>Cable</th> <th>Preamp</th> <th>Aux</th> <th>APos</th> <th>TPos</th> </tr> <tr> <th>Freq</th> <th>Level</th> <th>Line</th> <th>Margin</th> <th>Level</th> <th>Factor</th> <th>Loss</th> <th>Factor</th> </tr> <tr> <th>MHz</th> <th>dBuV/m</th> <th>dBuV/m</th> <th>dB</th> <th>dBuV</th> <th>dB/m</th> <th>dB</th> <th>dB</th> </tr> </thead> <tbody> <tr> <td>1</td> <td>5400.25</td> <td>58.42</td> <td>74.00</td> <td>-15.58</td> <td>40.46</td> <td>34.50</td> <td>13.03</td> <td>29.57</td> <td>0.00</td> <td>351</td> <td>88</td> <td>PEAK</td> </tr> </tbody> </table>	Limit	Read	Ant	Cable	Preamp	Aux	APos	TPos	Freq	Level	Line	Margin	Level	Factor	Loss	Factor	MHz	dBuV/m	dBuV/m	dB	dBuV	dB/m	dB	dB	1	5400.25	58.42	74.00	-15.58	40.46	34.50	13.03	29.57	0.00	351	88	PEAK
Limit	Read	Ant	Cable	Preamp	Aux	APos	TPos																															
Freq	Level	Line	Margin	Level	Factor	Loss	Factor																															
MHz	dBuV/m	dBuV/m	dB	dBuV	dB/m	dB	dB																															
1	5400.25	58.42	74.00	-15.58	40.46	34.50	13.03	29.57	0.00	351	88	PEAK																										
Avg	<table border="1"> <thead> <tr> <th>Limit</th> <th>Read</th> <th>Ant</th> <th>Cable</th> <th>Preamp</th> <th>Aux</th> <th>APos</th> <th>TPos</th> </tr> <tr> <th>Freq</th> <th>Level</th> <th>Line</th> <th>Margin</th> <th>Level</th> <th>Factor</th> <th>Loss</th> <th>Factor</th> </tr> <tr> <th>MHz</th> <th>dBuV/m</th> <th>dBuV/m</th> <th>dB</th> <th>dBuV</th> <th>dB/m</th> <th>dB</th> <th>dB</th> </tr> </thead> <tbody> <tr> <td>1</td> <td>5421.67</td> <td>48.14</td> <td>54.00</td> <td>-5.86</td> <td>30.14</td> <td>34.51</td> <td>13.08</td> <td>29.59</td> <td>0.00</td> <td>351</td> <td>88</td> <td>AVERAGE</td> </tr> </tbody> </table>	Limit	Read	Ant	Cable	Preamp	Aux	APos	TPos	Freq	Level	Line	Margin	Level	Factor	Loss	Factor	MHz	dBuV/m	dBuV/m	dB	dBuV	dB/m	dB	dB	1	5421.67	48.14	54.00	-5.86	30.14	34.51	13.08	29.59	0.00	351	88	AVERAGE
Limit	Read	Ant	Cable	Preamp	Aux	APos	TPos																															
Freq	Level	Line	Margin	Level	Factor	Loss	Factor																															
MHz	dBuV/m	dBuV/m	dB	dBuV	dB/m	dB	dB																															
1	5421.67	48.14	54.00	-5.86	30.14	34.51	13.08	29.59	0.00	351	88	AVERAGE																										
	Blank																																					
	Blank																																					



Mode	27																																																																																																																	
	Harmonic																																																																																																																	
	U-NII-2A_5.25-5.35_802.11ac VHT80_CH58_5290MHz																																																																																																																	
Pol.	Horizontal	Vertical																																																																																																																
Peak Avg	<table border="1"> <thead> <tr> <th>Limit</th> <th>Read</th> <th>Ant</th> <th>Cable</th> <th>Preamp</th> <th>Aux</th> <th>APos</th> <th>TPos</th> </tr> <tr> <th>Freq</th> <th>Level</th> <th>Line</th> <th>Margin</th> <th>Level</th> <th>Factor</th> <th>Loss</th> <th>Factor</th> </tr> <tr> <th>MHz</th> <th>dBuV/m</th> <th>dBuV/m</th> <th>dB</th> <th>dBuV</th> <th>dB/m</th> <th>dB</th> <th>dB</th> </tr> </thead> <tbody> <tr> <td>1 10580.00</td> <td>43.63</td> <td>68.30</td> <td>-24.67</td> <td>54.47</td> <td>37.64</td> <td>17.74</td> <td>66.22</td> </tr> <tr> <td></td> <td></td> <td></td> <td></td> <td></td> <td></td> <td>0.00</td> <td>300</td> </tr> <tr> <td></td> <td></td> <td></td> <td></td> <td></td> <td></td> <td></td> <td>0</td> </tr> <tr> <td></td> <td></td> <td></td> <td></td> <td></td> <td></td> <td></td> <td>PEAK</td> </tr> </tbody> </table>	Limit	Read	Ant	Cable	Preamp	Aux	APos	TPos	Freq	Level	Line	Margin	Level	Factor	Loss	Factor	MHz	dBuV/m	dBuV/m	dB	dBuV	dB/m	dB	dB	1 10580.00	43.63	68.30	-24.67	54.47	37.64	17.74	66.22							0.00	300								0								PEAK	<table border="1"> <thead> <tr> <th>Limit</th> <th>Read</th> <th>Ant</th> <th>Cable</th> <th>Preamp</th> <th>Aux</th> <th>APos</th> <th>TPos</th> </tr> <tr> <th>Freq</th> <th>Level</th> <th>Line</th> <th>Margin</th> <th>Level</th> <th>Factor</th> <th>Loss</th> <th>Factor</th> </tr> <tr> <th>MHz</th> <th>dBuV/m</th> <th>dBuV/m</th> <th>dB</th> <th>dBuV</th> <th>dB/m</th> <th>dB</th> <th>dB</th> </tr> </thead> <tbody> <tr> <td>1 10580.00</td> <td>43.62</td> <td>68.30</td> <td>-24.68</td> <td>54.46</td> <td>37.64</td> <td>17.74</td> <td>66.22</td> </tr> <tr> <td></td> <td></td> <td></td> <td></td> <td></td> <td></td> <td>0.00</td> <td>100</td> </tr> <tr> <td></td> <td></td> <td></td> <td></td> <td></td> <td></td> <td></td> <td>0</td> </tr> <tr> <td></td> <td></td> <td></td> <td></td> <td></td> <td></td> <td></td> <td>PEAK</td> </tr> </tbody> </table>	Limit	Read	Ant	Cable	Preamp	Aux	APos	TPos	Freq	Level	Line	Margin	Level	Factor	Loss	Factor	MHz	dBuV/m	dBuV/m	dB	dBuV	dB/m	dB	dB	1 10580.00	43.62	68.30	-24.68	54.46	37.64	17.74	66.22							0.00	100								0								PEAK
Limit	Read	Ant	Cable	Preamp	Aux	APos	TPos																																																																																																											
Freq	Level	Line	Margin	Level	Factor	Loss	Factor																																																																																																											
MHz	dBuV/m	dBuV/m	dB	dBuV	dB/m	dB	dB																																																																																																											
1 10580.00	43.63	68.30	-24.67	54.47	37.64	17.74	66.22																																																																																																											
						0.00	300																																																																																																											
							0																																																																																																											
							PEAK																																																																																																											
Limit	Read	Ant	Cable	Preamp	Aux	APos	TPos																																																																																																											
Freq	Level	Line	Margin	Level	Factor	Loss	Factor																																																																																																											
MHz	dBuV/m	dBuV/m	dB	dBuV	dB/m	dB	dB																																																																																																											
1 10580.00	43.62	68.30	-24.68	54.46	37.64	17.74	66.22																																																																																																											
						0.00	100																																																																																																											
							0																																																																																																											
							PEAK																																																																																																											





		28																																																																																			
Mode		Band Edge - L																																																																																			
		U-NII-2C_5.47-5.725_802.11ac VHT80_CH106_5530MHz																																																																																			
Pol.		Horizontal					Fundamental																																																																														
Peak	<table border="1"> <thead> <tr> <th></th> <th>Limit</th> <th>Read</th> <th>Ant</th> <th>Cable</th> <th>Preamp</th> <th>Aux</th> <th>APos</th> <th>TPos</th> <th colspan="2">Remark</th> </tr> <tr> <th>Freq</th> <th>Level</th> <th>Line</th> <th>Margin</th> <th>Level</th> <th>Factor</th> <th>Loss</th> <th>Factor</th> <th>Factor</th> <th>cm</th> <th>deg</th> </tr> </thead> <tbody> <tr> <td>1</td> <td>5459.54</td> <td>60.40</td> <td>74.00</td> <td>-13.60</td> <td>42.32</td> <td>34.53</td> <td>13.17</td> <td>29.62</td> <td>0.00</td> <td>103</td> <td>114</td> <td>PEAK</td> </tr> <tr> <td>2</td> <td>5463.32</td> <td>60.60</td> <td>68.30</td> <td>-7.70</td> <td>42.51</td> <td>34.53</td> <td>13.18</td> <td>29.62</td> <td>0.00</td> <td>103</td> <td>114</td> <td>PEAK</td> </tr> </tbody> </table>		Limit	Read	Ant	Cable	Preamp	Aux	APos	TPos	Remark		Freq	Level	Line	Margin	Level	Factor	Loss	Factor	Factor	cm	deg	1	5459.54	60.40	74.00	-13.60	42.32	34.53	13.17	29.62	0.00	103	114	PEAK	2	5463.32	60.60	68.30	-7.70	42.51	34.53	13.18	29.62	0.00	103	114	PEAK	<table border="1"> <thead> <tr> <th></th> <th>Limit</th> <th>Read</th> <th>Ant</th> <th>Cable</th> <th>Preamp</th> <th>Aux</th> <th>APos</th> <th>TPos</th> <th colspan="2">Remark</th> </tr> <tr> <th>Freq</th> <th>Level</th> <th>Line</th> <th>Margin</th> <th>Level</th> <th>Factor</th> <th>Loss</th> <th>Factor</th> <th>Factor</th> <th>cm</th> <th>deg</th> </tr> </thead> <tbody> <tr> <td>1</td> <td>5530.00</td> <td>101.39</td> <td>68.30</td> <td>33.09</td> <td>83.27</td> <td>34.56</td> <td>13.24</td> <td>29.68</td> <td>0.00</td> <td>103</td> <td>114</td> <td>PEAK</td> </tr> </tbody> </table>		Limit	Read	Ant	Cable	Preamp	Aux	APos	TPos	Remark		Freq	Level	Line	Margin	Level	Factor	Loss	Factor	Factor	cm	deg	1	5530.00	101.39	68.30	33.09	83.27	34.56	13.24	29.68	0.00	103	114	PEAK
		Limit	Read	Ant	Cable	Preamp	Aux	APos	TPos	Remark																																																																											
Freq	Level	Line	Margin	Level	Factor	Loss	Factor	Factor	cm	deg																																																																											
1	5459.54	60.40	74.00	-13.60	42.32	34.53	13.17	29.62	0.00	103	114	PEAK																																																																									
2	5463.32	60.60	68.30	-7.70	42.51	34.53	13.18	29.62	0.00	103	114	PEAK																																																																									
	Limit	Read	Ant	Cable	Preamp	Aux	APos	TPos	Remark																																																																												
Freq	Level	Line	Margin	Level	Factor	Loss	Factor	Factor	cm	deg																																																																											
1	5530.00	101.39	68.30	33.09	83.27	34.56	13.24	29.68	0.00	103	114	PEAK																																																																									
Avg	<table border="1"> <thead> <tr> <th></th> <th>Limit</th> <th>Read</th> <th>Ant</th> <th>Cable</th> <th>Preamp</th> <th>Aux</th> <th>APos</th> <th>TPos</th> <th colspan="2">Remark</th> </tr> <tr> <th>Freq</th> <th>Level</th> <th>Line</th> <th>Margin</th> <th>Level</th> <th>Factor</th> <th>Loss</th> <th>Factor</th> <th>Factor</th> <th>cm</th> <th>deg</th> </tr> </thead> <tbody> <tr> <td>1</td> <td>5458.64</td> <td>50.55</td> <td>54.00</td> <td>-3.45</td> <td>32.47</td> <td>34.53</td> <td>13.17</td> <td>29.62</td> <td>0.00</td> <td>103</td> <td>114</td> <td>AVERAGE</td> </tr> </tbody> </table>		Limit	Read	Ant	Cable	Preamp	Aux	APos	TPos	Remark		Freq	Level	Line	Margin	Level	Factor	Loss	Factor	Factor	cm	deg	1	5458.64	50.55	54.00	-3.45	32.47	34.53	13.17	29.62	0.00	103	114	AVERAGE	<table border="1"> <thead> <tr> <th></th> <th>Limit</th> <th>Read</th> <th>Ant</th> <th>Cable</th> <th>Preamp</th> <th>Aux</th> <th>APos</th> <th>TPos</th> <th colspan="2">Remark</th> </tr> <tr> <th>Freq</th> <th>Level</th> <th>Line</th> <th>Margin</th> <th>Level</th> <th>Factor</th> <th>Loss</th> <th>Factor</th> <th>Factor</th> <th>cm</th> <th>deg</th> </tr> </thead> <tbody> <tr> <td>1</td> <td>5530.00</td> <td>92.50</td> <td>68.30</td> <td>24.20</td> <td>74.37</td> <td>34.56</td> <td>13.24</td> <td>29.67</td> <td>0.00</td> <td>103</td> <td>114</td> <td>AVERAGE</td> </tr> </tbody> </table>		Limit	Read	Ant	Cable	Preamp	Aux	APos	TPos	Remark		Freq	Level	Line	Margin	Level	Factor	Loss	Factor	Factor	cm	deg	1	5530.00	92.50	68.30	24.20	74.37	34.56	13.24	29.67	0.00	103	114	AVERAGE													
		Limit	Read	Ant	Cable	Preamp	Aux	APos	TPos	Remark																																																																											
Freq	Level	Line	Margin	Level	Factor	Loss	Factor	Factor	cm	deg																																																																											
1	5458.64	50.55	54.00	-3.45	32.47	34.53	13.17	29.62	0.00	103	114	AVERAGE																																																																									
	Limit	Read	Ant	Cable	Preamp	Aux	APos	TPos	Remark																																																																												
Freq	Level	Line	Margin	Level	Factor	Loss	Factor	Factor	cm	deg																																																																											
1	5530.00	92.50	68.30	24.20	74.37	34.56	13.24	29.67	0.00	103	114	AVERAGE																																																																									



Mode	28																																							
	Band Edge - R																																							
	U-NII-2C_5.47-5.725_802.11ac VHT80_CH106_5530MHz																																							
Pol.	Horizontal	Fundamental																																						
Peak	<table border="1"> <thead> <tr> <th>Limit</th> <th>Read</th> <th>Ant</th> <th>Cable</th> <th>Preamp</th> <th>Aux</th> <th>APos</th> <th>TPos</th> <th>Remark</th> </tr> <tr> <th>Freq</th> <th>Level</th> <th>Line</th> <th>Margin</th> <th>Level</th> <th>Factor</th> <th>Loss</th> <th>Factor</th> <th>Factor</th> </tr> <tr> <th>MHz</th> <th>dBuV/m</th> <th>dBuV/m</th> <th>dB</th> <th>dBuV</th> <th>dB/m</th> <th>dB</th> <th>dB</th> <th>cm</th> <th>deg</th> </tr> </thead> <tbody> <tr> <td>1 5730.35</td> <td>59.53</td> <td>68.30</td> <td>-8.77</td> <td>40.72</td> <td>34.85</td> <td>13.75</td> <td>29.79</td> <td>0.00</td> <td>103 114 PEAK</td> </tr> </tbody> </table>	Limit	Read	Ant	Cable	Preamp	Aux	APos	TPos	Remark	Freq	Level	Line	Margin	Level	Factor	Loss	Factor	Factor	MHz	dBuV/m	dBuV/m	dB	dBuV	dB/m	dB	dB	cm	deg	1 5730.35	59.53	68.30	-8.77	40.72	34.85	13.75	29.79	0.00	103 114 PEAK	Blank
Limit	Read	Ant	Cable	Preamp	Aux	APos	TPos	Remark																																
Freq	Level	Line	Margin	Level	Factor	Loss	Factor	Factor																																
MHz	dBuV/m	dBuV/m	dB	dBuV	dB/m	dB	dB	cm	deg																															
1 5730.35	59.53	68.30	-8.77	40.72	34.85	13.75	29.79	0.00	103 114 PEAK																															



		28																																																																																
Mode		Band Edge - L																																																																																
		U-NII-2C_5.47-5.725_802.11ac VHT80_CH106_5530MHz																																																																																
Pol.		Vertical					Fundamental																																																																											
Peak	<table border="1"> <thead> <tr> <th></th> <th>Limit</th> <th>Read</th> <th>Ant</th> <th>Cable</th> <th>Preamp</th> <th>Aux</th> <th>APos</th> <th>TPos</th> <th colspan="2">Remark</th> </tr> <tr> <th>Freq</th> <th>Level</th> <th>Line</th> <th>Margin</th> <th>Level</th> <th>Factor</th> <th>Loss</th> <th>Factor</th> <th>Factor</th> <th>cm</th> <th>deg</th> </tr> </thead> <tbody> <tr> <td>1</td> <td>5443.88</td> <td>58.92</td> <td>74.00</td> <td>-15.08</td> <td>40.87</td> <td>34.52</td> <td>13.14</td> <td>29.61</td> <td>0.00</td> <td>306</td> <td>75 PEAK</td> </tr> <tr> <td>2</td> <td>5461.88</td> <td>59.62</td> <td>68.30</td> <td>-8.68</td> <td>41.53</td> <td>34.53</td> <td>13.18</td> <td>29.62</td> <td>0.00</td> <td>306</td> <td>75 PEAK</td> </tr> </tbody> </table>		Limit	Read	Ant	Cable	Preamp	Aux	APos	TPos	Remark		Freq	Level	Line	Margin	Level	Factor	Loss	Factor	Factor	cm	deg	1	5443.88	58.92	74.00	-15.08	40.87	34.52	13.14	29.61	0.00	306	75 PEAK	2	5461.88	59.62	68.30	-8.68	41.53	34.53	13.18	29.62	0.00	306	75 PEAK	<table border="1"> <thead> <tr> <th></th> <th>Limit</th> <th>Read</th> <th>Ant</th> <th>Cable</th> <th>Preamp</th> <th>Aux</th> <th>APos</th> <th>TPos</th> <th colspan="2">Remark</th> </tr> <tr> <th>Freq</th> <th>Level</th> <th>Line</th> <th>Margin</th> <th>Level</th> <th>Factor</th> <th>Loss</th> <th>Factor</th> <th>Factor</th> <th>cm</th> <th>deg</th> </tr> </thead> <tbody> <tr> <td>1</td> <td>5530.00</td> <td>99.31</td> <td>68.30</td> <td>31.01</td> <td>81.19</td> <td>34.56</td> <td>13.24</td> <td>29.68</td> <td>0.00</td> <td>306</td> <td>75 PEAK</td> </tr> </tbody> </table>		Limit	Read	Ant	Cable	Preamp	Aux	APos	TPos	Remark		Freq	Level	Line	Margin	Level	Factor	Loss	Factor	Factor	cm	deg	1	5530.00	99.31	68.30	31.01	81.19	34.56	13.24	29.68	0.00	306	75 PEAK
		Limit	Read	Ant	Cable	Preamp	Aux	APos	TPos	Remark																																																																								
Freq	Level	Line	Margin	Level	Factor	Loss	Factor	Factor	cm	deg																																																																								
1	5443.88	58.92	74.00	-15.08	40.87	34.52	13.14	29.61	0.00	306	75 PEAK																																																																							
2	5461.88	59.62	68.30	-8.68	41.53	34.53	13.18	29.62	0.00	306	75 PEAK																																																																							
	Limit	Read	Ant	Cable	Preamp	Aux	APos	TPos	Remark																																																																									
Freq	Level	Line	Margin	Level	Factor	Loss	Factor	Factor	cm	deg																																																																								
1	5530.00	99.31	68.30	31.01	81.19	34.56	13.24	29.68	0.00	306	75 PEAK																																																																							
Avg	<table border="1"> <thead> <tr> <th></th> <th>Limit</th> <th>Read</th> <th>Ant</th> <th>Cable</th> <th>Preamp</th> <th>Aux</th> <th>APos</th> <th>TPos</th> <th colspan="2">Remark</th> </tr> <tr> <th>Freq</th> <th>Level</th> <th>Line</th> <th>Margin</th> <th>Level</th> <th>Factor</th> <th>Loss</th> <th>Factor</th> <th>Factor</th> <th>cm</th> <th>deg</th> </tr> </thead> <tbody> <tr> <td>1</td> <td>5459.54</td> <td>48.94</td> <td>54.00</td> <td>-5.06</td> <td>30.86</td> <td>34.53</td> <td>13.17</td> <td>29.62</td> <td>0.00</td> <td>306</td> <td>75 AVERAGE</td> </tr> </tbody> </table>		Limit	Read	Ant	Cable	Preamp	Aux	APos	TPos	Remark		Freq	Level	Line	Margin	Level	Factor	Loss	Factor	Factor	cm	deg	1	5459.54	48.94	54.00	-5.06	30.86	34.53	13.17	29.62	0.00	306	75 AVERAGE	<table border="1"> <thead> <tr> <th></th> <th>Limit</th> <th>Read</th> <th>Ant</th> <th>Cable</th> <th>Preamp</th> <th>Aux</th> <th>APos</th> <th>TPos</th> <th colspan="2">Remark</th> </tr> <tr> <th>Freq</th> <th>Level</th> <th>Line</th> <th>Margin</th> <th>Level</th> <th>Factor</th> <th>Loss</th> <th>Factor</th> <th>Factor</th> <th>cm</th> <th>deg</th> </tr> </thead> <tbody> <tr> <td>1</td> <td>5530.00</td> <td>89.70</td> <td>68.30</td> <td>21.40</td> <td>71.59</td> <td>34.57</td> <td>13.23</td> <td>29.69</td> <td>0.00</td> <td>306</td> <td>75 AVERAGE</td> </tr> </tbody> </table>		Limit	Read	Ant	Cable	Preamp	Aux	APos	TPos	Remark		Freq	Level	Line	Margin	Level	Factor	Loss	Factor	Factor	cm	deg	1	5530.00	89.70	68.30	21.40	71.59	34.57	13.23	29.69	0.00	306	75 AVERAGE												
		Limit	Read	Ant	Cable	Preamp	Aux	APos	TPos	Remark																																																																								
Freq	Level	Line	Margin	Level	Factor	Loss	Factor	Factor	cm	deg																																																																								
1	5459.54	48.94	54.00	-5.06	30.86	34.53	13.17	29.62	0.00	306	75 AVERAGE																																																																							
	Limit	Read	Ant	Cable	Preamp	Aux	APos	TPos	Remark																																																																									
Freq	Level	Line	Margin	Level	Factor	Loss	Factor	Factor	cm	deg																																																																								
1	5530.00	89.70	68.30	21.40	71.59	34.57	13.23	29.69	0.00	306	75 AVERAGE																																																																							



Mode	28																																																	
	Band Edge - R																																																	
	U-NII-2C_5.47-5.725_802.11ac VHT80_CH106_5530MHz																																																	
Pol.	Vertical	Fundamental																																																
Peak	<table border="1"> <thead> <tr> <th>Limit</th> <th>Read</th> <th>Ant</th> <th>Cable</th> <th>Preamp</th> <th>Aux</th> <th>APos</th> <th>TPos</th> </tr> <tr> <th>Freq</th> <th>Level</th> <th>Line</th> <th>Margin</th> <th>Level</th> <th>Factor</th> <th>Loss</th> <th>Factor</th> </tr> <tr> <th>MHz</th> <th>dBuV/m</th> <th>dBuV/m</th> <th>dB</th> <th>dBuV</th> <th>dB/m</th> <th>dB</th> <th>dB</th> </tr> </thead> <tbody> <tr> <td>1 5760.96</td> <td>57.80</td> <td>68.30</td> <td>-10.50</td> <td>38.65</td> <td>34.91</td> <td>14.02</td> <td>29.78</td> </tr> <tr> <td></td> <td></td> <td></td> <td></td> <td></td> <td></td> <td>0.00</td> <td>306</td> </tr> <tr> <td></td> <td></td> <td></td> <td></td> <td></td> <td></td> <td></td> <td>75 PEAK</td> </tr> </tbody> </table>	Limit	Read	Ant	Cable	Preamp	Aux	APos	TPos	Freq	Level	Line	Margin	Level	Factor	Loss	Factor	MHz	dBuV/m	dBuV/m	dB	dBuV	dB/m	dB	dB	1 5760.96	57.80	68.30	-10.50	38.65	34.91	14.02	29.78							0.00	306								75 PEAK	Blank
Limit	Read	Ant	Cable	Preamp	Aux	APos	TPos																																											
Freq	Level	Line	Margin	Level	Factor	Loss	Factor																																											
MHz	dBuV/m	dBuV/m	dB	dBuV	dB/m	dB	dB																																											
1 5760.96	57.80	68.30	-10.50	38.65	34.91	14.02	29.78																																											
						0.00	306																																											
							75 PEAK																																											



Mode	28																																																																																																	
	Harmonic																																																																																																	
	U-NII-2C_5.47-5.725_802.11ac VHT80_CH106_5530MHz																																																																																																	
Pol.	Horizontal	Vertical																																																																																																
Peak Avg	<table border="1"> <thead> <tr> <th>Limit</th> <th>Read</th> <th>Ant</th> <th>Cable</th> <th>Preamp</th> <th>Aux</th> <th>APos</th> <th>TPos</th> </tr> <tr> <th>Freq</th> <th>Level</th> <th>Line</th> <th>Margin</th> <th>Level</th> <th>Factor</th> <th>Loss</th> <th>Factor</th> </tr> <tr> <th>MHz</th> <th>dBuV/m</th> <th>dBuV/m</th> <th>dB</th> <th>dBuV</th> <th>dB/m</th> <th>dB</th> <th>dB</th> </tr> </thead> <tbody> <tr> <td>1 11060.00</td> <td>44.98</td> <td>74.00</td> <td>-29.02</td> <td>54.41</td> <td>38.14</td> <td>18.13</td> <td>65.70</td> </tr> <tr> <td></td> <td></td> <td></td> <td></td> <td></td> <td></td> <td>0.00</td> <td>300</td> </tr> <tr> <td></td> <td></td> <td></td> <td></td> <td></td> <td></td> <td></td> <td>0 PEAK</td> </tr> </tbody> </table>	Limit	Read	Ant	Cable	Preamp	Aux	APos	TPos	Freq	Level	Line	Margin	Level	Factor	Loss	Factor	MHz	dBuV/m	dBuV/m	dB	dBuV	dB/m	dB	dB	1 11060.00	44.98	74.00	-29.02	54.41	38.14	18.13	65.70							0.00	300								0 PEAK	<table border="1"> <thead> <tr> <th>Limit</th> <th>Read</th> <th>Ant</th> <th>Cable</th> <th>Preamp</th> <th>Aux</th> <th>APos</th> <th>TPos</th> </tr> <tr> <th>Freq</th> <th>Level</th> <th>Line</th> <th>Margin</th> <th>Level</th> <th>Factor</th> <th>Loss</th> <th>Factor</th> </tr> <tr> <th>MHz</th> <th>dBuV/m</th> <th>dBuV/m</th> <th>dB</th> <th>dBuV</th> <th>dB/m</th> <th>dB</th> <th>dB</th> </tr> </thead> <tbody> <tr> <td>1 11060.00</td> <td>44.60</td> <td>74.00</td> <td>-29.40</td> <td>54.03</td> <td>38.14</td> <td>18.13</td> <td>65.70</td> </tr> <tr> <td></td> <td></td> <td></td> <td></td> <td></td> <td></td> <td>0.00</td> <td>100</td> </tr> <tr> <td></td> <td></td> <td></td> <td></td> <td></td> <td></td> <td></td> <td>0 PEAK</td> </tr> </tbody> </table>	Limit	Read	Ant	Cable	Preamp	Aux	APos	TPos	Freq	Level	Line	Margin	Level	Factor	Loss	Factor	MHz	dBuV/m	dBuV/m	dB	dBuV	dB/m	dB	dB	1 11060.00	44.60	74.00	-29.40	54.03	38.14	18.13	65.70							0.00	100								0 PEAK
Limit	Read	Ant	Cable	Preamp	Aux	APos	TPos																																																																																											
Freq	Level	Line	Margin	Level	Factor	Loss	Factor																																																																																											
MHz	dBuV/m	dBuV/m	dB	dBuV	dB/m	dB	dB																																																																																											
1 11060.00	44.98	74.00	-29.02	54.41	38.14	18.13	65.70																																																																																											
						0.00	300																																																																																											
							0 PEAK																																																																																											
Limit	Read	Ant	Cable	Preamp	Aux	APos	TPos																																																																																											
Freq	Level	Line	Margin	Level	Factor	Loss	Factor																																																																																											
MHz	dBuV/m	dBuV/m	dB	dBuV	dB/m	dB	dB																																																																																											
1 11060.00	44.60	74.00	-29.40	54.03	38.14	18.13	65.70																																																																																											
						0.00	100																																																																																											
							0 PEAK																																																																																											

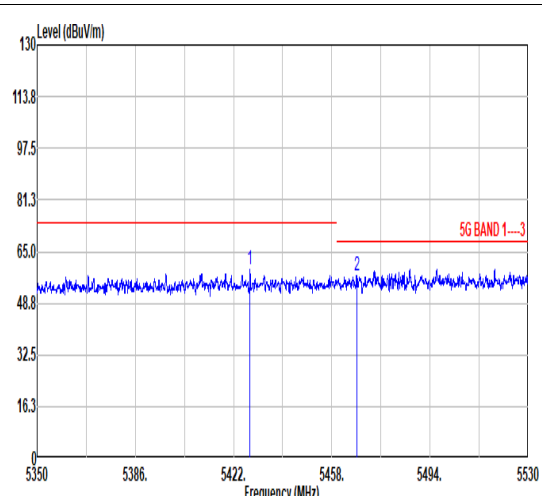
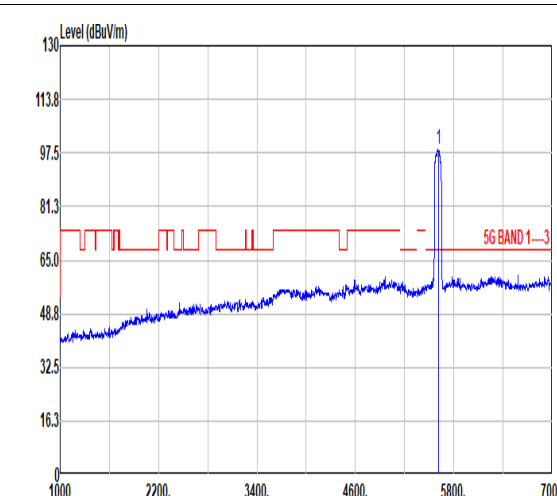
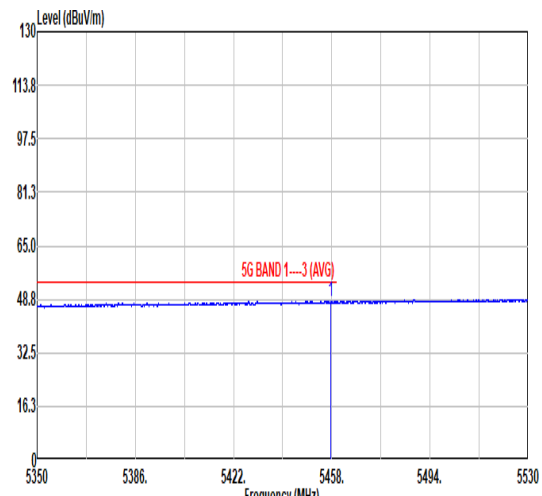
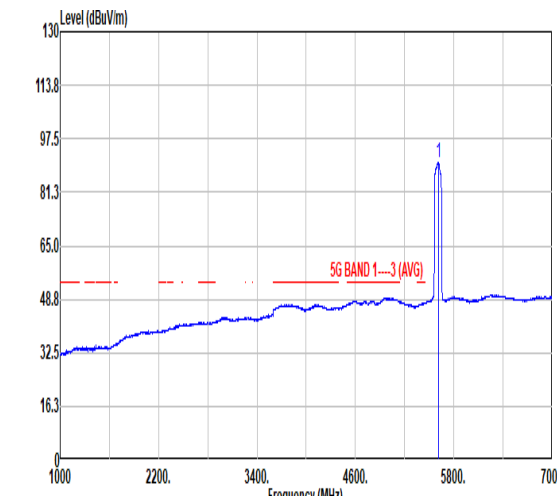


		29																																																																																																					
Mode		Band Edge - L																																																																																																					
		U-NII-2C_5.47-5.725_802.11ac VHT80_CH122_5610MHz																																																																																																					
Pol.		Horizontal					Fundamental																																																																																																
Peak	<table border="1"> <thead> <tr> <th>Limit</th> <th>Read</th> <th>Ant</th> <th>Cable</th> <th>Preamp</th> <th>Aux</th> <th>APos</th> <th>TPos</th> <th colspan="2">Remark</th> </tr> <tr> <th>Freq</th> <th>Level</th> <th>Line</th> <th>Margin</th> <th>Level</th> <th>Factor</th> <th>Loss</th> <th>Factor</th> <th>Factor</th> <th></th> </tr> <tr> <th>MHz</th> <th>dBuV/m</th> <th>dBuV/m</th> <th>dB</th> <th>dBuV</th> <th>dB/m</th> <th>dB</th> <th>dB</th> <th>dB</th> <th>cm</th> <th>deg</th> </tr> </thead> <tbody> <tr> <td>1</td> <td>5446.22</td> <td>58.63</td> <td>74.00</td> <td>-15.37</td> <td>40.58</td> <td>34.52</td> <td>13.14</td> <td>29.61</td> <td>0.00</td> <td>108</td> <td>113</td> <td>PEAK</td> </tr> <tr> <td>2</td> <td>5465.30</td> <td>58.35</td> <td>68.30</td> <td>-9.95</td> <td>40.25</td> <td>34.53</td> <td>13.19</td> <td>29.62</td> <td>0.00</td> <td>108</td> <td>113</td> <td>PEAK</td> </tr> </tbody> </table>	Limit	Read	Ant	Cable	Preamp	Aux	APos	TPos	Remark		Freq	Level	Line	Margin	Level	Factor	Loss	Factor	Factor		MHz	dBuV/m	dBuV/m	dB	dBuV	dB/m	dB	dB	dB	cm	deg	1	5446.22	58.63	74.00	-15.37	40.58	34.52	13.14	29.61	0.00	108	113	PEAK	2	5465.30	58.35	68.30	-9.95	40.25	34.53	13.19	29.62	0.00	108	113	PEAK	<table border="1"> <thead> <tr> <th>Limit</th> <th>Read</th> <th>Ant</th> <th>Cable</th> <th>Preamp</th> <th>Aux</th> <th>APos</th> <th>TPos</th> <th colspan="2">Remark</th> </tr> <tr> <th>Freq</th> <th>Level</th> <th>Line</th> <th>Margin</th> <th>Level</th> <th>Factor</th> <th>Loss</th> <th>Factor</th> <th>Factor</th> <th></th> </tr> <tr> <th>MHz</th> <th>dBuV/m</th> <th>dBuV/m</th> <th>dB</th> <th>dBuV</th> <th>dB/m</th> <th>dB</th> <th>dB</th> <th>dB</th> <th>cm</th> <th>deg</th> </tr> </thead> <tbody> <tr> <td>1</td> <td>5610.00</td> <td>101.34</td> <td>68.30</td> <td>33.04</td> <td>83.27</td> <td>34.63</td> <td>13.21</td> <td>29.77</td> <td>0.00</td> <td>108</td> <td>113</td> <td>PEAK</td> </tr> </tbody> </table>	Limit	Read	Ant	Cable	Preamp	Aux	APos	TPos	Remark		Freq	Level	Line	Margin	Level	Factor	Loss	Factor	Factor		MHz	dBuV/m	dBuV/m	dB	dBuV	dB/m	dB	dB	dB	cm	deg	1	5610.00	101.34	68.30	33.04	83.27	34.63	13.21	29.77	0.00	108	113	PEAK
	Limit	Read	Ant	Cable	Preamp	Aux	APos	TPos	Remark																																																																																														
Freq	Level	Line	Margin	Level	Factor	Loss	Factor	Factor																																																																																															
MHz	dBuV/m	dBuV/m	dB	dBuV	dB/m	dB	dB	dB	cm	deg																																																																																													
1	5446.22	58.63	74.00	-15.37	40.58	34.52	13.14	29.61	0.00	108	113	PEAK																																																																																											
2	5465.30	58.35	68.30	-9.95	40.25	34.53	13.19	29.62	0.00	108	113	PEAK																																																																																											
Limit	Read	Ant	Cable	Preamp	Aux	APos	TPos	Remark																																																																																															
Freq	Level	Line	Margin	Level	Factor	Loss	Factor	Factor																																																																																															
MHz	dBuV/m	dBuV/m	dB	dBuV	dB/m	dB	dB	dB	cm	deg																																																																																													
1	5610.00	101.34	68.30	33.04	83.27	34.63	13.21	29.77	0.00	108	113	PEAK																																																																																											
Avg	<table border="1"> <thead> <tr> <th>Limit</th> <th>Read</th> <th>Ant</th> <th>Cable</th> <th>Preamp</th> <th>Aux</th> <th>APos</th> <th>TPos</th> <th colspan="2">Remark</th> </tr> <tr> <th>Freq</th> <th>Level</th> <th>Line</th> <th>Margin</th> <th>Level</th> <th>Factor</th> <th>Loss</th> <th>Factor</th> <th>Factor</th> <th></th> </tr> <tr> <th>MHz</th> <th>dBuV/m</th> <th>dBuV/m</th> <th>dB</th> <th>dBuV</th> <th>dB/m</th> <th>dB</th> <th>dB</th> <th>dB</th> <th>cm</th> <th>deg</th> </tr> </thead> <tbody> <tr> <td>1</td> <td>5459.54</td> <td>48.21</td> <td>54.00</td> <td>-5.79</td> <td>30.13</td> <td>34.53</td> <td>13.17</td> <td>29.62</td> <td>0.00</td> <td>108</td> <td>113</td> <td>AVERAGE</td> </tr> </tbody> </table>	Limit	Read	Ant	Cable	Preamp	Aux	APos	TPos	Remark		Freq	Level	Line	Margin	Level	Factor	Loss	Factor	Factor		MHz	dBuV/m	dBuV/m	dB	dBuV	dB/m	dB	dB	dB	cm	deg	1	5459.54	48.21	54.00	-5.79	30.13	34.53	13.17	29.62	0.00	108	113	AVERAGE	<table border="1"> <thead> <tr> <th>Limit</th> <th>Read</th> <th>Ant</th> <th>Cable</th> <th>Preamp</th> <th>Aux</th> <th>APos</th> <th>TPos</th> <th colspan="2">Remark</th> </tr> <tr> <th>Freq</th> <th>Level</th> <th>Line</th> <th>Margin</th> <th>Level</th> <th>Factor</th> <th>Loss</th> <th>Factor</th> <th>Factor</th> <th></th> </tr> <tr> <th>MHz</th> <th>dBuV/m</th> <th>dBuV/m</th> <th>dB</th> <th>dBuV</th> <th>dB/m</th> <th>dB</th> <th>dB</th> <th>dB</th> <th>cm</th> <th>deg</th> </tr> </thead> <tbody> <tr> <td>1</td> <td>5610.00</td> <td>92.61</td> <td>68.30</td> <td>24.31</td> <td>74.56</td> <td>34.62</td> <td>13.19</td> <td>29.76</td> <td>0.00</td> <td>108</td> <td>113</td> <td>AVERAGE</td> </tr> </tbody> </table>	Limit	Read	Ant	Cable	Preamp	Aux	APos	TPos	Remark		Freq	Level	Line	Margin	Level	Factor	Loss	Factor	Factor		MHz	dBuV/m	dBuV/m	dB	dBuV	dB/m	dB	dB	dB	cm	deg	1	5610.00	92.61	68.30	24.31	74.56	34.62	13.19	29.76	0.00	108	113	AVERAGE													
	Limit	Read	Ant	Cable	Preamp	Aux	APos	TPos	Remark																																																																																														
Freq	Level	Line	Margin	Level	Factor	Loss	Factor	Factor																																																																																															
MHz	dBuV/m	dBuV/m	dB	dBuV	dB/m	dB	dB	dB	cm	deg																																																																																													
1	5459.54	48.21	54.00	-5.79	30.13	34.53	13.17	29.62	0.00	108	113	AVERAGE																																																																																											
Limit	Read	Ant	Cable	Preamp	Aux	APos	TPos	Remark																																																																																															
Freq	Level	Line	Margin	Level	Factor	Loss	Factor	Factor																																																																																															
MHz	dBuV/m	dBuV/m	dB	dBuV	dB/m	dB	dB	dB	cm	deg																																																																																													
1	5610.00	92.61	68.30	24.31	74.56	34.62	13.19	29.76	0.00	108	113	AVERAGE																																																																																											



Mode	29																																																	
	Band Edge - R																																																	
	U-NII-2C_5.47-5.725_802.11ac VHT80_CH122_5610MHz																																																	
Pol.	Horizontal	Fundamental																																																
Peak	<table border="1"> <thead> <tr> <th>Limit</th> <th>Read</th> <th>Ant</th> <th>Cable</th> <th>Preamp</th> <th>Aux</th> <th>APos</th> <th>TPos</th> </tr> <tr> <th>Freq</th> <th>Level</th> <th>Line</th> <th>Margin</th> <th>Level</th> <th>Factor</th> <th>Loss</th> <th>Factor</th> </tr> <tr> <th>MHz</th> <th>dBuV/m</th> <th>dBuV/m</th> <th>dB</th> <th>dBuV</th> <th>dB/m</th> <th>dB</th> <th>dB</th> </tr> </thead> <tbody> <tr> <td>1 5763.25</td> <td>58.55</td> <td>68.30</td> <td>-9.75</td> <td>39.37</td> <td>34.92</td> <td>14.04</td> <td>29.78</td> </tr> <tr> <td></td> <td></td> <td></td> <td></td> <td></td> <td></td> <td>0.00</td> <td>108</td> </tr> <tr> <td></td> <td></td> <td></td> <td></td> <td></td> <td></td> <td></td> <td>113</td> </tr> </tbody> </table>	Limit	Read	Ant	Cable	Preamp	Aux	APos	TPos	Freq	Level	Line	Margin	Level	Factor	Loss	Factor	MHz	dBuV/m	dBuV/m	dB	dBuV	dB/m	dB	dB	1 5763.25	58.55	68.30	-9.75	39.37	34.92	14.04	29.78							0.00	108								113	Blank
Limit	Read	Ant	Cable	Preamp	Aux	APos	TPos																																											
Freq	Level	Line	Margin	Level	Factor	Loss	Factor																																											
MHz	dBuV/m	dBuV/m	dB	dBuV	dB/m	dB	dB																																											
1 5763.25	58.55	68.30	-9.75	39.37	34.92	14.04	29.78																																											
						0.00	108																																											
							113																																											



		29																																																																																																					
Mode		Band Edge - L																																																																																																					
		U-NII-2C_5.47-5.725_802.11ac VHT80_CH122_5610MHz																																																																																																					
Pol.		Vertical					Fundamental																																																																																																
Peak	 <p>Level (dBuV/m)</p> <p>Frequency (MHz)</p> <p>5G BAND 1---3</p> <table border="1"> <thead> <tr> <th>Limit</th> <th>Read</th> <th>Ant</th> <th>Cable</th> <th>Preamp</th> <th>Aux</th> <th>APos</th> <th>TPos</th> <th colspan="2">Remark</th> </tr> <tr> <th>Freq</th> <th>Level</th> <th>Line</th> <th>Margin</th> <th>Level</th> <th>Factor</th> <th>Loss</th> <th>Factor</th> <th>Factor</th> <th></th> </tr> <tr> <th>MHz</th> <th>dBuV/m</th> <th>dBuV/m</th> <th>dB</th> <th>dBuV</th> <th>dB/m</th> <th>dB</th> <th>dB</th> <th>dB</th> <th>cm</th> <th>deg</th> </tr> </thead> <tbody> <tr> <td>1</td> <td>5428.04</td> <td>59.37</td> <td>74.00</td> <td>-14.63</td> <td>41.35</td> <td>34.51</td> <td>13.10</td> <td>29.59</td> <td>0.00</td> <td>313</td> <td>78</td> <td>PEAK</td> </tr> <tr> <td>2</td> <td>5467.08</td> <td>57.45</td> <td>68.30</td> <td>-10.85</td> <td>39.35</td> <td>34.53</td> <td>13.19</td> <td>29.62</td> <td>0.00</td> <td>313</td> <td>78</td> <td>PEAK</td> </tr> </tbody> </table>	Limit	Read	Ant	Cable	Preamp	Aux	APos	TPos	Remark		Freq	Level	Line	Margin	Level	Factor	Loss	Factor	Factor		MHz	dBuV/m	dBuV/m	dB	dBuV	dB/m	dB	dB	dB	cm	deg	1	5428.04	59.37	74.00	-14.63	41.35	34.51	13.10	29.59	0.00	313	78	PEAK	2	5467.08	57.45	68.30	-10.85	39.35	34.53	13.19	29.62	0.00	313	78	PEAK	 <p>Level (dBuV/m)</p> <p>Frequency (MHz)</p> <p>5G BAND 1---3</p> <table border="1"> <thead> <tr> <th>Limit</th> <th>Read</th> <th>Ant</th> <th>Cable</th> <th>Preamp</th> <th>Aux</th> <th>APos</th> <th>TPos</th> <th colspan="2">Remark</th> </tr> <tr> <th>Freq</th> <th>Level</th> <th>Line</th> <th>Margin</th> <th>Level</th> <th>Factor</th> <th>Loss</th> <th>Factor</th> <th>Factor</th> <th></th> </tr> <tr> <th>MHz</th> <th>dBuV/m</th> <th>dBuV/m</th> <th>dB</th> <th>dBuV</th> <th>dB/m</th> <th>dB</th> <th>dB</th> <th>dB</th> <th>cm</th> <th>deg</th> </tr> </thead> <tbody> <tr> <td>1</td> <td>5610.00</td> <td>98.73</td> <td>68.30</td> <td>30.43</td> <td>80.71</td> <td>34.61</td> <td>13.17</td> <td>29.76</td> <td>0.00</td> <td>313</td> <td>78</td> <td>PEAK</td> </tr> </tbody> </table>	Limit	Read	Ant	Cable	Preamp	Aux	APos	TPos	Remark		Freq	Level	Line	Margin	Level	Factor	Loss	Factor	Factor		MHz	dBuV/m	dBuV/m	dB	dBuV	dB/m	dB	dB	dB	cm	deg	1	5610.00	98.73	68.30	30.43	80.71	34.61	13.17	29.76	0.00	313	78	PEAK
	Limit	Read	Ant	Cable	Preamp	Aux	APos	TPos	Remark																																																																																														
Freq	Level	Line	Margin	Level	Factor	Loss	Factor	Factor																																																																																															
MHz	dBuV/m	dBuV/m	dB	dBuV	dB/m	dB	dB	dB	cm	deg																																																																																													
1	5428.04	59.37	74.00	-14.63	41.35	34.51	13.10	29.59	0.00	313	78	PEAK																																																																																											
2	5467.08	57.45	68.30	-10.85	39.35	34.53	13.19	29.62	0.00	313	78	PEAK																																																																																											
Limit	Read	Ant	Cable	Preamp	Aux	APos	TPos	Remark																																																																																															
Freq	Level	Line	Margin	Level	Factor	Loss	Factor	Factor																																																																																															
MHz	dBuV/m	dBuV/m	dB	dBuV	dB/m	dB	dB	dB	cm	deg																																																																																													
1	5610.00	98.73	68.30	30.43	80.71	34.61	13.17	29.76	0.00	313	78	PEAK																																																																																											
Avg	 <p>Level (dBuV/m)</p> <p>Frequency (MHz)</p> <p>5G BAND 1---3 (AVG)</p> <table border="1"> <thead> <tr> <th>Limit</th> <th>Read</th> <th>Ant</th> <th>Cable</th> <th>Preamp</th> <th>Aux</th> <th>APos</th> <th>TPos</th> <th colspan="2">Remark</th> </tr> <tr> <th>Freq</th> <th>Level</th> <th>Line</th> <th>Margin</th> <th>Level</th> <th>Factor</th> <th>Loss</th> <th>Factor</th> <th>Factor</th> <th></th> </tr> <tr> <th>MHz</th> <th>dBuV/m</th> <th>dBuV/m</th> <th>dB</th> <th>dBuV</th> <th>dB/m</th> <th>dB</th> <th>dB</th> <th>dB</th> <th>cm</th> <th>deg</th> </tr> </thead> <tbody> <tr> <td>1</td> <td>5457.74</td> <td>48.23</td> <td>54.00</td> <td>-5.77</td> <td>30.15</td> <td>34.53</td> <td>13.17</td> <td>29.62</td> <td>0.00</td> <td>313</td> <td>78</td> <td>AVERAGE</td> </tr> </tbody> </table>	Limit	Read	Ant	Cable	Preamp	Aux	APos	TPos	Remark		Freq	Level	Line	Margin	Level	Factor	Loss	Factor	Factor		MHz	dBuV/m	dBuV/m	dB	dBuV	dB/m	dB	dB	dB	cm	deg	1	5457.74	48.23	54.00	-5.77	30.15	34.53	13.17	29.62	0.00	313	78	AVERAGE	 <p>Level (dBuV/m)</p> <p>Frequency (MHz)</p> <p>5G BAND 1---3 (AVG)</p> <table border="1"> <thead> <tr> <th>Limit</th> <th>Read</th> <th>Ant</th> <th>Cable</th> <th>Preamp</th> <th>Aux</th> <th>APos</th> <th>TPos</th> <th colspan="2">Remark</th> </tr> <tr> <th>Freq</th> <th>Level</th> <th>Line</th> <th>Margin</th> <th>Level</th> <th>Factor</th> <th>Loss</th> <th>Factor</th> <th>Factor</th> <th></th> </tr> <tr> <th>MHz</th> <th>dBuV/m</th> <th>dBuV/m</th> <th>dB</th> <th>dBuV</th> <th>dB/m</th> <th>dB</th> <th>dB</th> <th>dB</th> <th>cm</th> <th>deg</th> </tr> </thead> <tbody> <tr> <td>1</td> <td>5610.00</td> <td>90.25</td> <td>68.30</td> <td>21.95</td> <td>72.20</td> <td>34.62</td> <td>13.19</td> <td>29.76</td> <td>0.00</td> <td>313</td> <td>78</td> <td>AVERAGE</td> </tr> </tbody> </table>	Limit	Read	Ant	Cable	Preamp	Aux	APos	TPos	Remark		Freq	Level	Line	Margin	Level	Factor	Loss	Factor	Factor		MHz	dBuV/m	dBuV/m	dB	dBuV	dB/m	dB	dB	dB	cm	deg	1	5610.00	90.25	68.30	21.95	72.20	34.62	13.19	29.76	0.00	313	78	AVERAGE													
	Limit	Read	Ant	Cable	Preamp	Aux	APos	TPos	Remark																																																																																														
Freq	Level	Line	Margin	Level	Factor	Loss	Factor	Factor																																																																																															
MHz	dBuV/m	dBuV/m	dB	dBuV	dB/m	dB	dB	dB	cm	deg																																																																																													
1	5457.74	48.23	54.00	-5.77	30.15	34.53	13.17	29.62	0.00	313	78	AVERAGE																																																																																											
Limit	Read	Ant	Cable	Preamp	Aux	APos	TPos	Remark																																																																																															
Freq	Level	Line	Margin	Level	Factor	Loss	Factor	Factor																																																																																															
MHz	dBuV/m	dBuV/m	dB	dBuV	dB/m	dB	dB	dB	cm	deg																																																																																													
1	5610.00	90.25	68.30	21.95	72.20	34.62	13.19	29.76	0.00	313	78	AVERAGE																																																																																											



Mode	29																																																									
	Band Edge - R																																																									
	U-NII-2C_5.47-5.725_802.11ac VHT80_CH122_5610MHz																																																									
Pol.	Vertical	Fundamental																																																								
Peak	<p>Level (dBuV/m)</p> <p>Frequency (MHz)</p> <p>56 BAND 1---3</p> <table border="1"> <thead> <tr> <th>Limit</th> <th>Read</th> <th>Ant</th> <th>Cable</th> <th>Preamp</th> <th>Aux</th> <th>APos</th> <th>TPos</th> </tr> <tr> <th>Freq</th> <th>Level</th> <th>Line</th> <th>Margin</th> <th>Level</th> <th>Factor</th> <th>Loss</th> <th>Factor</th> </tr> <tr> <th>MHz</th> <th>dBuV/m</th> <th>dBuV/m</th> <th>dB</th> <th>dBuV</th> <th>dB/m</th> <th>dB</th> <th>dB</th> </tr> </thead> <tbody> <tr> <td>1 5746.56</td> <td>57.85</td> <td>68.30</td> <td>-10.45</td> <td>38.87</td> <td>34.88</td> <td>13.89</td> <td>29.79</td> </tr> <tr> <td></td> <td></td> <td></td> <td></td> <td></td> <td></td> <td>0.00</td> <td>313</td> </tr> <tr> <td></td> <td></td> <td></td> <td></td> <td></td> <td></td> <td></td> <td>78</td> </tr> <tr> <td></td> <td></td> <td></td> <td></td> <td></td> <td></td> <td></td> <td>PEAK</td> </tr> </tbody> </table>	Limit	Read	Ant	Cable	Preamp	Aux	APos	TPos	Freq	Level	Line	Margin	Level	Factor	Loss	Factor	MHz	dBuV/m	dBuV/m	dB	dBuV	dB/m	dB	dB	1 5746.56	57.85	68.30	-10.45	38.87	34.88	13.89	29.79							0.00	313								78								PEAK	Blank
Limit	Read	Ant	Cable	Preamp	Aux	APos	TPos																																																			
Freq	Level	Line	Margin	Level	Factor	Loss	Factor																																																			
MHz	dBuV/m	dBuV/m	dB	dBuV	dB/m	dB	dB																																																			
1 5746.56	57.85	68.30	-10.45	38.87	34.88	13.89	29.79																																																			
						0.00	313																																																			
							78																																																			
							PEAK																																																			



Mode	29																																																																																	
	Harmonic																																																																																	
	U-NII-2C_5.47-5.725_802.11ac VHT80_CH122_5610MHz																																																																																	
Pol.	Horizontal	Vertical																																																																																
Peak Avg	<table border="1"> <thead> <tr> <th>Limit</th> <th>Read</th> <th>Ant</th> <th>Cable</th> <th>Preamp</th> <th>Aux</th> <th>APos</th> <th>TPos</th> </tr> <tr> <th>Freq</th> <th>Level</th> <th>Line</th> <th>Margin</th> <th>Level</th> <th>Factor</th> <th>Loss</th> <th>Factor</th> <th>Factor</th> <th>Remark</th> </tr> <tr> <th>MHz</th> <th>dBuV/m</th> <th>dBuV/m</th> <th>dB</th> <th>dBuV</th> <th>dB/m</th> <th>dB</th> <th>dB</th> <th>dB</th> <th>cm</th> <th>deg</th> </tr> </thead> <tbody> <tr> <td>1 11220.00</td> <td>45.05</td> <td>74.00</td> <td>-28.95</td> <td>54.18</td> <td>38.23</td> <td>18.25</td> <td>65.61</td> <td>0.00</td> <td>300</td> <td>0 PEAK</td> </tr> </tbody> </table>	Limit	Read	Ant	Cable	Preamp	Aux	APos	TPos	Freq	Level	Line	Margin	Level	Factor	Loss	Factor	Factor	Remark	MHz	dBuV/m	dBuV/m	dB	dBuV	dB/m	dB	dB	dB	cm	deg	1 11220.00	45.05	74.00	-28.95	54.18	38.23	18.25	65.61	0.00	300	0 PEAK	<table border="1"> <thead> <tr> <th>Limit</th> <th>Read</th> <th>Ant</th> <th>Cable</th> <th>Preamp</th> <th>Aux</th> <th>APos</th> <th>TPos</th> </tr> <tr> <th>Freq</th> <th>Level</th> <th>Line</th> <th>Margin</th> <th>Level</th> <th>Factor</th> <th>Loss</th> <th>Factor</th> <th>Factor</th> <th>Remark</th> </tr> <tr> <th>MHz</th> <th>dBuV/m</th> <th>dBuV/m</th> <th>dB</th> <th>dBuV</th> <th>dB/m</th> <th>dB</th> <th>dB</th> <th>dB</th> <th>cm</th> <th>deg</th> </tr> </thead> <tbody> <tr> <td>1 11220.00</td> <td>44.03</td> <td>74.00</td> <td>-29.97</td> <td>53.16</td> <td>38.23</td> <td>18.25</td> <td>65.61</td> <td>0.00</td> <td>100</td> <td>0 PEAK</td> </tr> </tbody> </table>	Limit	Read	Ant	Cable	Preamp	Aux	APos	TPos	Freq	Level	Line	Margin	Level	Factor	Loss	Factor	Factor	Remark	MHz	dBuV/m	dBuV/m	dB	dBuV	dB/m	dB	dB	dB	cm	deg	1 11220.00	44.03	74.00	-29.97	53.16	38.23	18.25	65.61	0.00	100	0 PEAK
Limit	Read	Ant	Cable	Preamp	Aux	APos	TPos																																																																											
Freq	Level	Line	Margin	Level	Factor	Loss	Factor	Factor	Remark																																																																									
MHz	dBuV/m	dBuV/m	dB	dBuV	dB/m	dB	dB	dB	cm	deg																																																																								
1 11220.00	45.05	74.00	-28.95	54.18	38.23	18.25	65.61	0.00	300	0 PEAK																																																																								
Limit	Read	Ant	Cable	Preamp	Aux	APos	TPos																																																																											
Freq	Level	Line	Margin	Level	Factor	Loss	Factor	Factor	Remark																																																																									
MHz	dBuV/m	dBuV/m	dB	dBuV	dB/m	dB	dB	dB	cm	deg																																																																								
1 11220.00	44.03	74.00	-29.97	53.16	38.23	18.25	65.61	0.00	100	0 PEAK																																																																								



Mode	30																																																																									
	Harmonic																																																																									
	U-NII-2C-3_5.725-5.85_802.11a_CH144_5720MHz																																																																									
Pol.	Horizontal	Vertical																																																																								
Peak Avg	<table border="1"> <thead> <tr> <th>Limit</th> <th>Read</th> <th>Ant</th> <th>Cable</th> <th>Preamp</th> <th>Aux</th> <th>APos</th> <th>TPos</th> <th>Remark</th> </tr> <tr> <th>Freq</th> <th>Level</th> <th>Line</th> <th>Margin</th> <th>Level</th> <th>Factor</th> <th>Loss</th> <th>Factor</th> <th>Factor</th> </tr> <tr> <th>MHz</th> <th>dBuV/m</th> <th>dBuV/m</th> <th>dB</th> <th>dBuV</th> <th>dB/m</th> <th>dB</th> <th>dB</th> <th>dB</th> </tr> </thead> <tbody> <tr> <td>1 11440.00</td> <td>46.58</td> <td>74.00</td> <td>-27.42</td> <td>55.28</td> <td>38.36</td> <td>18.42</td> <td>65.48</td> <td>0.00</td> </tr> </tbody> </table>	Limit	Read	Ant	Cable	Preamp	Aux	APos	TPos	Remark	Freq	Level	Line	Margin	Level	Factor	Loss	Factor	Factor	MHz	dBuV/m	dBuV/m	dB	dBuV	dB/m	dB	dB	dB	1 11440.00	46.58	74.00	-27.42	55.28	38.36	18.42	65.48	0.00	<table border="1"> <thead> <tr> <th>Limit</th> <th>Read</th> <th>Ant</th> <th>Cable</th> <th>Preamp</th> <th>Aux</th> <th>APos</th> <th>TPos</th> <th>Remark</th> </tr> <tr> <th>Freq</th> <th>Level</th> <th>Line</th> <th>Margin</th> <th>Level</th> <th>Factor</th> <th>Loss</th> <th>Factor</th> <th>Factor</th> </tr> <tr> <th>MHz</th> <th>dBuV/m</th> <th>dBuV/m</th> <th>dB</th> <th>dBuV</th> <th>dB/m</th> <th>dB</th> <th>dB</th> <th>dB</th> </tr> </thead> <tbody> <tr> <td>1 11440.00</td> <td>45.94</td> <td>74.00</td> <td>-28.06</td> <td>54.64</td> <td>38.36</td> <td>18.42</td> <td>65.48</td> <td>0.00</td> </tr> </tbody> </table>	Limit	Read	Ant	Cable	Preamp	Aux	APos	TPos	Remark	Freq	Level	Line	Margin	Level	Factor	Loss	Factor	Factor	MHz	dBuV/m	dBuV/m	dB	dBuV	dB/m	dB	dB	dB	1 11440.00	45.94	74.00	-28.06	54.64	38.36	18.42	65.48	0.00
Limit	Read	Ant	Cable	Preamp	Aux	APos	TPos	Remark																																																																		
Freq	Level	Line	Margin	Level	Factor	Loss	Factor	Factor																																																																		
MHz	dBuV/m	dBuV/m	dB	dBuV	dB/m	dB	dB	dB																																																																		
1 11440.00	46.58	74.00	-27.42	55.28	38.36	18.42	65.48	0.00																																																																		
Limit	Read	Ant	Cable	Preamp	Aux	APos	TPos	Remark																																																																		
Freq	Level	Line	Margin	Level	Factor	Loss	Factor	Factor																																																																		
MHz	dBuV/m	dBuV/m	dB	dBuV	dB/m	dB	dB	dB																																																																		
1 11440.00	45.94	74.00	-28.06	54.64	38.36	18.42	65.48	0.00																																																																		



Mode	31																																																																																	
	Harmonic																																																																																	
	U-NII-2C-3_5.725-5.85_802.11ac VHT20_CH144_5720MHz																																																																																	
Pol.	Horizontal	Vertical																																																																																
Peak Avg	<p>Level (dBuV/m)</p> <p>Frequency (MHz)</p> <p>5G BAND 1-3 (6dB)</p> <p>5G BAND 1-3 (AVG) (6dB)</p> <table border="1"> <thead> <tr> <th>Limit</th> <th>Read</th> <th>Ant</th> <th>Cable</th> <th>Preamp</th> <th>Aux</th> <th>APos</th> <th>TPos</th> <th>Remark</th> </tr> <tr> <th>Freq</th> <th>Level</th> <th>Line</th> <th>Margin</th> <th>Level</th> <th>Factor</th> <th>Loss</th> <th>Factor</th> <th>Factor</th> </tr> <tr> <th>MHz</th> <th>dBuV/m</th> <th>dBuV/m</th> <th>dB</th> <th>dBuV</th> <th>dB/m</th> <th>dB</th> <th>dB</th> <th>dB</th> </tr> </thead> <tbody> <tr> <td>1</td> <td>11440.00</td> <td>46.47</td> <td>74.00</td> <td>-27.53</td> <td>55.17</td> <td>38.36</td> <td>18.42</td> <td>65.48</td> <td>0.00</td> <td>100</td> <td>360</td> <td>PEAK</td> </tr> </tbody> </table>	Limit	Read	Ant	Cable	Preamp	Aux	APos	TPos	Remark	Freq	Level	Line	Margin	Level	Factor	Loss	Factor	Factor	MHz	dBuV/m	dBuV/m	dB	dBuV	dB/m	dB	dB	dB	1	11440.00	46.47	74.00	-27.53	55.17	38.36	18.42	65.48	0.00	100	360	PEAK	<p>Level (dBuV/m)</p> <p>Frequency (MHz)</p> <p>5G BAND 1-3 (6dB)</p> <p>5G BAND 1-3 (AVG) (6dB)</p> <table border="1"> <thead> <tr> <th>Limit</th> <th>Read</th> <th>Ant</th> <th>Cable</th> <th>Preamp</th> <th>Aux</th> <th>APos</th> <th>TPos</th> <th>Remark</th> </tr> <tr> <th>Freq</th> <th>Level</th> <th>Line</th> <th>Margin</th> <th>Level</th> <th>Factor</th> <th>Loss</th> <th>Factor</th> <th>Factor</th> </tr> <tr> <th>MHz</th> <th>dBuV/m</th> <th>dBuV/m</th> <th>dB</th> <th>dBuV</th> <th>dB/m</th> <th>dB</th> <th>dB</th> <th>dB</th> </tr> </thead> <tbody> <tr> <td>1</td> <td>11440.00</td> <td>47.09</td> <td>74.00</td> <td>-26.91</td> <td>55.79</td> <td>38.36</td> <td>18.42</td> <td>65.48</td> <td>0.00</td> <td>100</td> <td>0</td> <td>PEAK</td> </tr> </tbody> </table>	Limit	Read	Ant	Cable	Preamp	Aux	APos	TPos	Remark	Freq	Level	Line	Margin	Level	Factor	Loss	Factor	Factor	MHz	dBuV/m	dBuV/m	dB	dBuV	dB/m	dB	dB	dB	1	11440.00	47.09	74.00	-26.91	55.79	38.36	18.42	65.48	0.00	100	0	PEAK
Limit	Read	Ant	Cable	Preamp	Aux	APos	TPos	Remark																																																																										
Freq	Level	Line	Margin	Level	Factor	Loss	Factor	Factor																																																																										
MHz	dBuV/m	dBuV/m	dB	dBuV	dB/m	dB	dB	dB																																																																										
1	11440.00	46.47	74.00	-27.53	55.17	38.36	18.42	65.48	0.00	100	360	PEAK																																																																						
Limit	Read	Ant	Cable	Preamp	Aux	APos	TPos	Remark																																																																										
Freq	Level	Line	Margin	Level	Factor	Loss	Factor	Factor																																																																										
MHz	dBuV/m	dBuV/m	dB	dBuV	dB/m	dB	dB	dB																																																																										
1	11440.00	47.09	74.00	-26.91	55.79	38.36	18.42	65.48	0.00	100	0	PEAK																																																																						

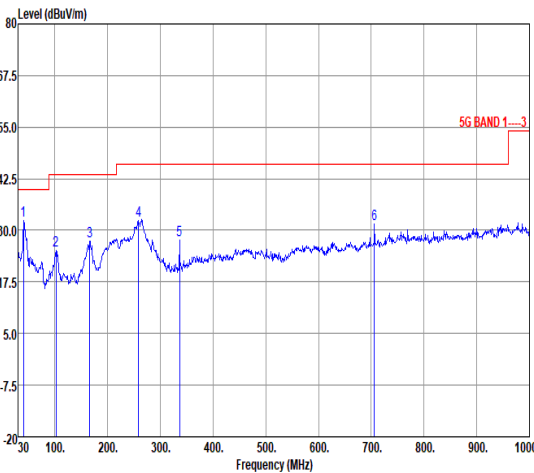
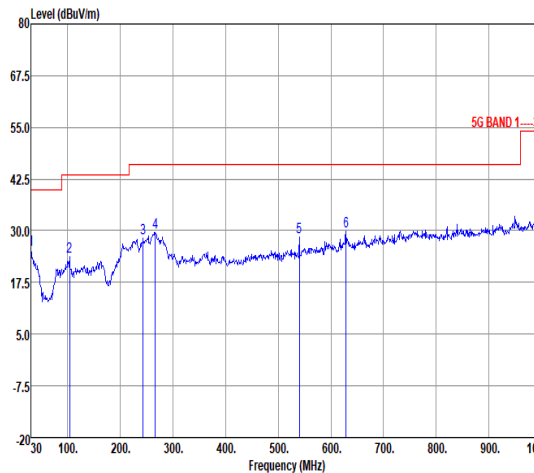


Mode	32																																																																									
	Harmonic																																																																									
	U-NII-2C-3_5.725-5.85_802.11ac VHT40_CH142_5710MHz																																																																									
Pol.	Horizontal	Vertical																																																																								
Peak Avg	<table border="1"> <thead> <tr> <th>Limit</th> <th>Read</th> <th>Ant</th> <th>Cable</th> <th>Preamp</th> <th>Aux</th> <th>APos</th> <th>TPos</th> <th>Remark</th> </tr> <tr> <th>Freq</th> <th>Level</th> <th>Line</th> <th>Margin</th> <th>Level</th> <th>Factor</th> <th>Loss</th> <th>Factor</th> <th>Factor</th> </tr> <tr> <th>MHz</th> <th>dBuV/m</th> <th>dBuV/m</th> <th>dB</th> <th>dBuV</th> <th>dB/m</th> <th>dB</th> <th>dB</th> <th>dB</th> </tr> </thead> <tbody> <tr> <td>1 11420.00</td> <td>45.67</td> <td>74.00</td> <td>-28.33</td> <td>54.41</td> <td>38.35</td> <td>18.40</td> <td>65.49</td> <td>0.00</td> </tr> </tbody> </table>	Limit	Read	Ant	Cable	Preamp	Aux	APos	TPos	Remark	Freq	Level	Line	Margin	Level	Factor	Loss	Factor	Factor	MHz	dBuV/m	dBuV/m	dB	dBuV	dB/m	dB	dB	dB	1 11420.00	45.67	74.00	-28.33	54.41	38.35	18.40	65.49	0.00	<table border="1"> <thead> <tr> <th>Limit</th> <th>Read</th> <th>Ant</th> <th>Cable</th> <th>Preamp</th> <th>Aux</th> <th>APos</th> <th>TPos</th> <th>Remark</th> </tr> <tr> <th>Freq</th> <th>Level</th> <th>Line</th> <th>Margin</th> <th>Level</th> <th>Factor</th> <th>Loss</th> <th>Factor</th> <th>Factor</th> </tr> <tr> <th>MHz</th> <th>dBuV/m</th> <th>dBuV/m</th> <th>dB</th> <th>dBuV</th> <th>dB/m</th> <th>dB</th> <th>dB</th> <th>dB</th> </tr> </thead> <tbody> <tr> <td>1 11420.00</td> <td>46.13</td> <td>74.00</td> <td>-27.87</td> <td>54.87</td> <td>38.35</td> <td>18.40</td> <td>65.49</td> <td>0.00</td> </tr> </tbody> </table>	Limit	Read	Ant	Cable	Preamp	Aux	APos	TPos	Remark	Freq	Level	Line	Margin	Level	Factor	Loss	Factor	Factor	MHz	dBuV/m	dBuV/m	dB	dBuV	dB/m	dB	dB	dB	1 11420.00	46.13	74.00	-27.87	54.87	38.35	18.40	65.49	0.00
Limit	Read	Ant	Cable	Preamp	Aux	APos	TPos	Remark																																																																		
Freq	Level	Line	Margin	Level	Factor	Loss	Factor	Factor																																																																		
MHz	dBuV/m	dBuV/m	dB	dBuV	dB/m	dB	dB	dB																																																																		
1 11420.00	45.67	74.00	-28.33	54.41	38.35	18.40	65.49	0.00																																																																		
Limit	Read	Ant	Cable	Preamp	Aux	APos	TPos	Remark																																																																		
Freq	Level	Line	Margin	Level	Factor	Loss	Factor	Factor																																																																		
MHz	dBuV/m	dBuV/m	dB	dBuV	dB/m	dB	dB	dB																																																																		
1 11420.00	46.13	74.00	-27.87	54.87	38.35	18.40	65.49	0.00																																																																		



Mode	33																																																																													
	Harmonic																																																																													
	U-NII-2C-3_5.725-5.85_802.11ac VHT80_CH138_5690MHz																																																																													
Pol.	Horizontal	Vertical																																																																												
Peak Avg	<table border="1"> <thead> <tr> <th>Limit</th> <th>Read</th> <th>Ant</th> <th>Cable</th> <th>Preamp</th> <th>Aux</th> <th>APos</th> <th>TPos</th> <th>Remark</th> </tr> <tr> <th>Freq</th> <th>Level</th> <th>Line</th> <th>Margin</th> <th>Level</th> <th>Factor</th> <th>Loss</th> <th>Factor</th> <th>Factor</th> </tr> <tr> <th>MHz</th> <th>dBuV/m</th> <th>dBuV/m</th> <th>dB</th> <th>dBuV</th> <th>dB/m</th> <th>dB</th> <th>dB</th> <th>dB</th> </tr> </thead> <tbody> <tr> <td>1 11380.00</td> <td>44.94</td> <td>74.00</td> <td>-29.06</td> <td>53.76</td> <td>38.33</td> <td>18.37</td> <td>65.52</td> <td>0.00</td> <td>300</td> <td>0 PEAK</td> </tr> </tbody> </table>	Limit	Read	Ant	Cable	Preamp	Aux	APos	TPos	Remark	Freq	Level	Line	Margin	Level	Factor	Loss	Factor	Factor	MHz	dBuV/m	dBuV/m	dB	dBuV	dB/m	dB	dB	dB	1 11380.00	44.94	74.00	-29.06	53.76	38.33	18.37	65.52	0.00	300	0 PEAK	<table border="1"> <thead> <tr> <th>Limit</th> <th>Read</th> <th>Ant</th> <th>Cable</th> <th>Preamp</th> <th>Aux</th> <th>APos</th> <th>TPos</th> <th>Remark</th> </tr> <tr> <th>Freq</th> <th>Level</th> <th>Line</th> <th>Margin</th> <th>Level</th> <th>Factor</th> <th>Loss</th> <th>Factor</th> <th>Factor</th> </tr> <tr> <th>MHz</th> <th>dBuV/m</th> <th>dBuV/m</th> <th>dB</th> <th>dBuV</th> <th>dB/m</th> <th>dB</th> <th>dB</th> <th>dB</th> </tr> </thead> <tbody> <tr> <td>1 11380.00</td> <td>45.11</td> <td>74.00</td> <td>-28.89</td> <td>53.93</td> <td>38.33</td> <td>18.37</td> <td>65.52</td> <td>0.00</td> <td>100</td> <td>0 PEAK</td> </tr> </tbody> </table>	Limit	Read	Ant	Cable	Preamp	Aux	APos	TPos	Remark	Freq	Level	Line	Margin	Level	Factor	Loss	Factor	Factor	MHz	dBuV/m	dBuV/m	dB	dBuV	dB/m	dB	dB	dB	1 11380.00	45.11	74.00	-28.89	53.93	38.33	18.37	65.52	0.00	100	0 PEAK
Limit	Read	Ant	Cable	Preamp	Aux	APos	TPos	Remark																																																																						
Freq	Level	Line	Margin	Level	Factor	Loss	Factor	Factor																																																																						
MHz	dBuV/m	dBuV/m	dB	dBuV	dB/m	dB	dB	dB																																																																						
1 11380.00	44.94	74.00	-29.06	53.76	38.33	18.37	65.52	0.00	300	0 PEAK																																																																				
Limit	Read	Ant	Cable	Preamp	Aux	APos	TPos	Remark																																																																						
Freq	Level	Line	Margin	Level	Factor	Loss	Factor	Factor																																																																						
MHz	dBuV/m	dBuV/m	dB	dBuV	dB/m	dB	dB	dB																																																																						
1 11380.00	45.11	74.00	-28.89	53.93	38.33	18.37	65.52	0.00	100	0 PEAK																																																																				



Mode		34																																																																																																																																																																								
		Emission below 1GHz																																																																																																																																																																								
		U-NII-2A_5.25-5.35_802.11ac VHT80_CH58_5290MHz																																																																																																																																																																								
Pol.	Horizontal	Vertical																																																																																																																																																																								
Peak Avg	 <table border="1"> <thead> <tr> <th>Peak</th> <th>Freq (MHz)</th> <th>Level (dBuV/m)</th> <th>Limit Line (dBuV/m)</th> <th>Over Limit (dB)</th> <th>ReadAntenna Level Factor (dBuV)</th> <th>Cable Loss (dB/m)</th> <th>Preamp Loss Factor (dB)</th> <th>Aux Factor (dB)</th> <th>A/Pos (cm)</th> <th>T/Pos (deg)</th> <th>Remark</th> </tr> </thead> <tbody> <tr><td>1</td><td>40.67</td><td>32.49</td><td>40.00</td><td>-7.51</td><td>44.13</td><td>19.12</td><td>0.64</td><td>31.40</td><td>0.00</td><td>---</td><td>Peak</td></tr> <tr><td>2</td><td>101.78</td><td>25.10</td><td>43.50</td><td>-18.40</td><td>39.00</td><td>16.03</td><td>1.47</td><td>31.40</td><td>0.00</td><td>---</td><td>Peak</td></tr> <tr><td>3</td><td>165.80</td><td>27.47</td><td>43.50</td><td>-16.03</td><td>41.35</td><td>15.66</td><td>1.86</td><td>31.40</td><td>0.00</td><td>---</td><td>Peak</td></tr> <tr><td>4</td><td>258.92</td><td>32.49</td><td>46.00</td><td>-13.51</td><td>41.80</td><td>19.75</td><td>2.34</td><td>31.40</td><td>0.00</td><td>---</td><td>Peak</td></tr> <tr><td>5</td><td>336.52</td><td>27.54</td><td>46.00</td><td>-18.46</td><td>36.55</td><td>19.73</td><td>2.68</td><td>31.42</td><td>0.00</td><td>---</td><td>Peak</td></tr> <tr><td>6</td><td>706.09</td><td>31.62</td><td>46.00</td><td>-14.38</td><td>32.34</td><td>26.76</td><td>3.88</td><td>31.36</td><td>0.00</td><td>---</td><td>Peak</td></tr> </tbody> </table>	Peak	Freq (MHz)	Level (dBuV/m)	Limit Line (dBuV/m)	Over Limit (dB)	ReadAntenna Level Factor (dBuV)	Cable Loss (dB/m)	Preamp Loss Factor (dB)	Aux Factor (dB)	A/Pos (cm)	T/Pos (deg)	Remark	1	40.67	32.49	40.00	-7.51	44.13	19.12	0.64	31.40	0.00	---	Peak	2	101.78	25.10	43.50	-18.40	39.00	16.03	1.47	31.40	0.00	---	Peak	3	165.80	27.47	43.50	-16.03	41.35	15.66	1.86	31.40	0.00	---	Peak	4	258.92	32.49	46.00	-13.51	41.80	19.75	2.34	31.40	0.00	---	Peak	5	336.52	27.54	46.00	-18.46	36.55	19.73	2.68	31.42	0.00	---	Peak	6	706.09	31.62	46.00	-14.38	32.34	26.76	3.88	31.36	0.00	---	Peak	 <table border="1"> <thead> <tr> <th>Peak</th> <th>Freq (MHz)</th> <th>Level (dBuV/m)</th> <th>Limit Line (dBuV/m)</th> <th>Over Limit (dB)</th> <th>ReadAntenna Level Factor (dBuV)</th> <th>Cable Loss (dB/m)</th> <th>Preamp Loss Factor (dB)</th> <th>Aux Factor (dB)</th> <th>A/Pos (cm)</th> <th>T/Pos (deg)</th> <th>Remark</th> </tr> </thead> <tbody> <tr><td>1</td><td>30.00</td><td>25.32</td><td>40.00</td><td>-14.68</td><td>30.53</td><td>25.69</td><td>0.50</td><td>31.40</td><td>0.00</td><td>---</td><td>Peak</td></tr> <tr><td>2</td><td>103.72</td><td>23.71</td><td>43.50</td><td>-19.79</td><td>37.41</td><td>16.22</td><td>1.48</td><td>31.40</td><td>0.00</td><td>---</td><td>Peak</td></tr> <tr><td>3</td><td>243.40</td><td>28.05</td><td>46.00</td><td>-17.95</td><td>39.67</td><td>17.51</td><td>2.27</td><td>31.40</td><td>0.00</td><td>---</td><td>Peak</td></tr> <tr><td>4</td><td>266.68</td><td>29.62</td><td>46.00</td><td>-16.38</td><td>39.11</td><td>19.53</td><td>2.38</td><td>31.40</td><td>0.00</td><td>---</td><td>Peak</td></tr> <tr><td>5</td><td>540.72</td><td>28.59</td><td>46.00</td><td>-17.41</td><td>32.37</td><td>24.30</td><td>3.38</td><td>31.46</td><td>0.00</td><td>---</td><td>Peak</td></tr> <tr><td>6</td><td>628.49</td><td>29.83</td><td>46.00</td><td>-16.17</td><td>31.39</td><td>26.19</td><td>3.66</td><td>31.41</td><td>0.00</td><td>---</td><td>Peak</td></tr> </tbody> </table>	Peak	Freq (MHz)	Level (dBuV/m)	Limit Line (dBuV/m)	Over Limit (dB)	ReadAntenna Level Factor (dBuV)	Cable Loss (dB/m)	Preamp Loss Factor (dB)	Aux Factor (dB)	A/Pos (cm)	T/Pos (deg)	Remark	1	30.00	25.32	40.00	-14.68	30.53	25.69	0.50	31.40	0.00	---	Peak	2	103.72	23.71	43.50	-19.79	37.41	16.22	1.48	31.40	0.00	---	Peak	3	243.40	28.05	46.00	-17.95	39.67	17.51	2.27	31.40	0.00	---	Peak	4	266.68	29.62	46.00	-16.38	39.11	19.53	2.38	31.40	0.00	---	Peak	5	540.72	28.59	46.00	-17.41	32.37	24.30	3.38	31.46	0.00	---	Peak	6	628.49	29.83	46.00	-16.17	31.39	26.19	3.66	31.41	0.00	---	Peak
Peak	Freq (MHz)	Level (dBuV/m)	Limit Line (dBuV/m)	Over Limit (dB)	ReadAntenna Level Factor (dBuV)	Cable Loss (dB/m)	Preamp Loss Factor (dB)	Aux Factor (dB)	A/Pos (cm)	T/Pos (deg)	Remark																																																																																																																																																															
1	40.67	32.49	40.00	-7.51	44.13	19.12	0.64	31.40	0.00	---	Peak																																																																																																																																																															
2	101.78	25.10	43.50	-18.40	39.00	16.03	1.47	31.40	0.00	---	Peak																																																																																																																																																															
3	165.80	27.47	43.50	-16.03	41.35	15.66	1.86	31.40	0.00	---	Peak																																																																																																																																																															
4	258.92	32.49	46.00	-13.51	41.80	19.75	2.34	31.40	0.00	---	Peak																																																																																																																																																															
5	336.52	27.54	46.00	-18.46	36.55	19.73	2.68	31.42	0.00	---	Peak																																																																																																																																																															
6	706.09	31.62	46.00	-14.38	32.34	26.76	3.88	31.36	0.00	---	Peak																																																																																																																																																															
Peak	Freq (MHz)	Level (dBuV/m)	Limit Line (dBuV/m)	Over Limit (dB)	ReadAntenna Level Factor (dBuV)	Cable Loss (dB/m)	Preamp Loss Factor (dB)	Aux Factor (dB)	A/Pos (cm)	T/Pos (deg)	Remark																																																																																																																																																															
1	30.00	25.32	40.00	-14.68	30.53	25.69	0.50	31.40	0.00	---	Peak																																																																																																																																																															
2	103.72	23.71	43.50	-19.79	37.41	16.22	1.48	31.40	0.00	---	Peak																																																																																																																																																															
3	243.40	28.05	46.00	-17.95	39.67	17.51	2.27	31.40	0.00	---	Peak																																																																																																																																																															
4	266.68	29.62	46.00	-16.38	39.11	19.53	2.38	31.40	0.00	---	Peak																																																																																																																																																															
5	540.72	28.59	46.00	-17.41	32.37	24.30	3.38	31.46	0.00	---	Peak																																																																																																																																																															
6	628.49	29.83	46.00	-16.17	31.39	26.19	3.66	31.41	0.00	---	Peak																																																																																																																																																															



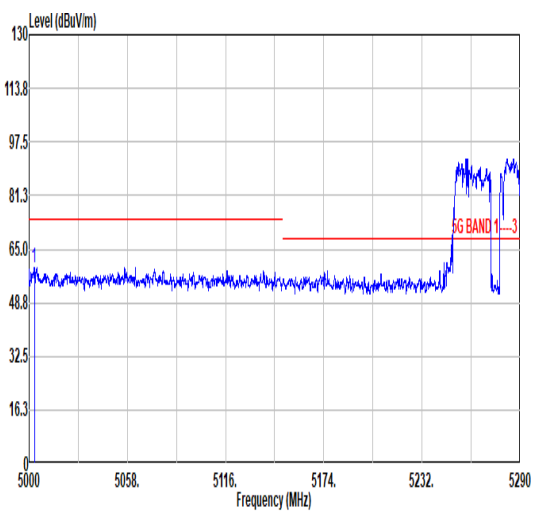
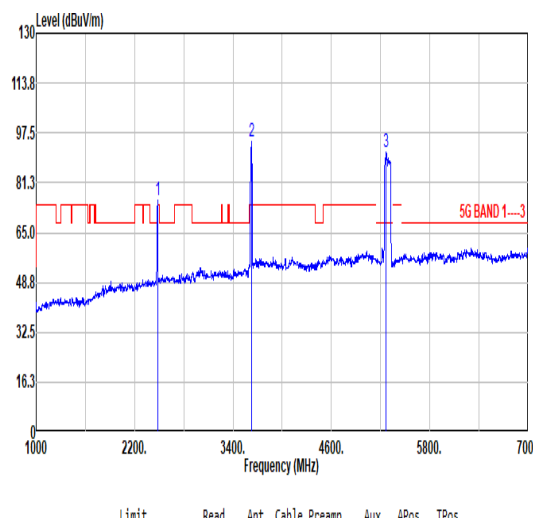
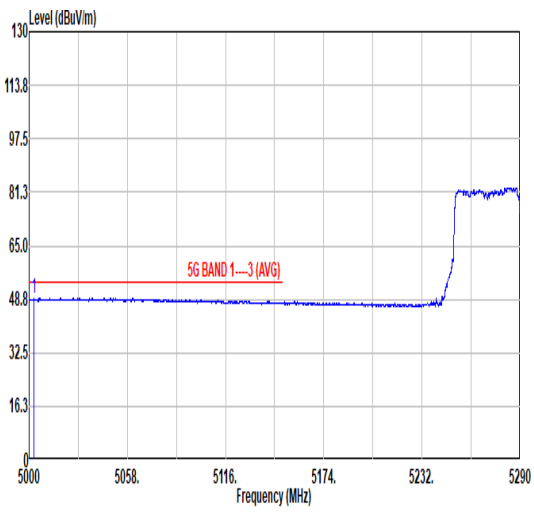
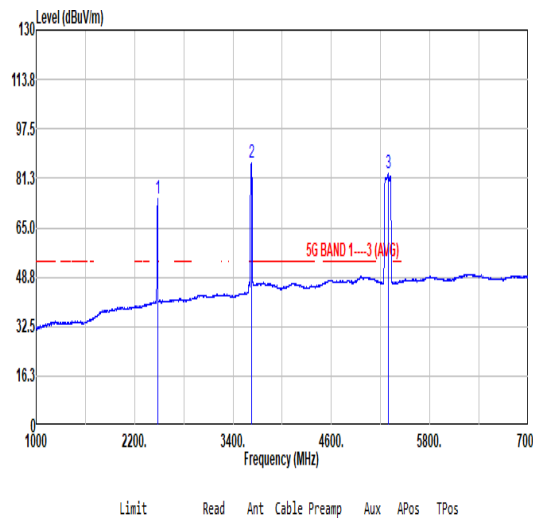
		35																																																																																																																		
Mode	Band Edge - L																																																																																																																			
	LTE Band 48 Link + Bluetooth-LE CH 39 Tx + WLAN 5GHz 802.11ac VHT80 CH58 Tx																																																																																																																			
Pol.	Horizontal		Fundamental																																																																																																																	
Peak																																																																																																																				
	<table border="1"> <thead> <tr> <th>Limit</th> <th>Read</th> <th>Ant</th> <th>Cable</th> <th>Preamp</th> <th>Aux</th> <th>APos</th> <th>TPos</th> <th colspan="2"></th> </tr> <tr> <th>Freq</th> <th>Level</th> <th>Line</th> <th>Margin</th> <th>Level</th> <th>Factor</th> <th>Loss</th> <th>Factor</th> <th>Factor</th> <th>Remark</th> </tr> <tr> <th>MHz</th> <th>dBuV/m</th> <th>dBuV/m</th> <th>dB</th> <th>dBuV</th> <th>dB/m</th> <th>dB</th> <th>dB</th> <th>dB</th> <th>cm</th> <th>deg</th> </tr> </thead> <tbody> <tr> <td>1</td> <td>5072.95</td> <td>59.31</td> <td>74.00</td> <td>-14.69</td> <td>41.92</td> <td>34.25</td> <td>12.38</td> <td>29.24</td> <td>0.00</td> <td>100</td> <td>111</td> <td>PEAK</td> </tr> </tbody> </table>		Limit	Read	Ant	Cable	Preamp	Aux	APos	TPos			Freq	Level	Line	Margin	Level	Factor	Loss	Factor	Factor	Remark	MHz	dBuV/m	dBuV/m	dB	dBuV	dB/m	dB	dB	dB	cm	deg	1	5072.95	59.31	74.00	-14.69	41.92	34.25	12.38	29.24	0.00	100	111	PEAK	<table border="1"> <thead> <tr> <th>Limit</th> <th>Read</th> <th>Ant</th> <th>Cable</th> <th>Preamp</th> <th>Aux</th> <th>APos</th> <th>TPos</th> <th colspan="2"></th> </tr> <tr> <th>Freq</th> <th>Level</th> <th>Line</th> <th>Margin</th> <th>Level</th> <th>Factor</th> <th>Loss</th> <th>Factor</th> <th>Factor</th> <th>Remark</th> </tr> <tr> <th>MHz</th> <th>dBuV/m</th> <th>dBuV/m</th> <th>dB</th> <th>dBuV</th> <th>dB/m</th> <th>dB</th> <th>dB</th> <th>dB</th> <th>cm</th> <th>deg</th> </tr> </thead> <tbody> <tr> <td>1</td> <td>2479.20</td> <td>89.71</td> <td>68.30</td> <td>21.41</td> <td>79.21</td> <td>32.12</td> <td>9.04</td> <td>30.66</td> <td>0.00</td> <td>100</td> <td>111</td> <td>Peak</td> </tr> <tr> <td>2</td> <td>3631.20</td> <td>109.88</td> <td>74.00</td> <td>35.88</td> <td>95.60</td> <td>33.16</td> <td>10.68</td> <td>29.56</td> <td>0.00</td> <td>100</td> <td>111</td> <td>Peak</td> </tr> <tr> <td>3</td> <td>5281.20</td> <td>99.89</td> <td>68.30</td> <td>31.59</td> <td>82.16</td> <td>34.50</td> <td>12.68</td> <td>29.45</td> <td>0.00</td> <td>100</td> <td>111</td> <td>Peak</td> </tr> </tbody> </table>	Limit	Read	Ant	Cable	Preamp	Aux	APos	TPos			Freq	Level	Line	Margin	Level	Factor	Loss	Factor	Factor	Remark	MHz	dBuV/m	dBuV/m	dB	dBuV	dB/m	dB	dB	dB	cm	deg	1	2479.20	89.71	68.30	21.41	79.21	32.12	9.04	30.66	0.00	100	111	Peak	2	3631.20	109.88	74.00	35.88	95.60	33.16	10.68	29.56	0.00	100	111	Peak	3	5281.20	99.89	68.30	31.59	82.16	34.50	12.68	29.45	0.00	100	111
Limit	Read	Ant	Cable	Preamp	Aux	APos	TPos																																																																																																													
Freq	Level	Line	Margin	Level	Factor	Loss	Factor	Factor	Remark																																																																																																											
MHz	dBuV/m	dBuV/m	dB	dBuV	dB/m	dB	dB	dB	cm	deg																																																																																																										
1	5072.95	59.31	74.00	-14.69	41.92	34.25	12.38	29.24	0.00	100	111	PEAK																																																																																																								
Limit	Read	Ant	Cable	Preamp	Aux	APos	TPos																																																																																																													
Freq	Level	Line	Margin	Level	Factor	Loss	Factor	Factor	Remark																																																																																																											
MHz	dBuV/m	dBuV/m	dB	dBuV	dB/m	dB	dB	dB	cm	deg																																																																																																										
1	2479.20	89.71	68.30	21.41	79.21	32.12	9.04	30.66	0.00	100	111	Peak																																																																																																								
2	3631.20	109.88	74.00	35.88	95.60	33.16	10.68	29.56	0.00	100	111	Peak																																																																																																								
3	5281.20	99.89	68.30	31.59	82.16	34.50	12.68	29.45	0.00	100	111	Peak																																																																																																								
Avg																																																																																																																				
	<table border="1"> <thead> <tr> <th>Limit</th> <th>Read</th> <th>Ant</th> <th>Cable</th> <th>Preamp</th> <th>Aux</th> <th>APos</th> <th>TPos</th> <th colspan="2"></th> </tr> <tr> <th>Freq</th> <th>Level</th> <th>Line</th> <th>Margin</th> <th>Level</th> <th>Factor</th> <th>Loss</th> <th>Factor</th> <th>Factor</th> <th>Remark</th> </tr> <tr> <th>MHz</th> <th>dBuV/m</th> <th>dBuV/m</th> <th>dB</th> <th>dBuV</th> <th>dB/m</th> <th>dB</th> <th>dB</th> <th>dB</th> <th>cm</th> <th>deg</th> </tr> </thead> <tbody> <tr> <td>1</td> <td>5006.83</td> <td>49.11</td> <td>54.00</td> <td>-4.89</td> <td>31.87</td> <td>34.11</td> <td>12.33</td> <td>29.20</td> <td>0.00</td> <td>100</td> <td>111</td> <td>AVERAGE</td> </tr> </tbody> </table>		Limit	Read	Ant	Cable	Preamp	Aux	APos	TPos			Freq	Level	Line	Margin	Level	Factor	Loss	Factor	Factor	Remark	MHz	dBuV/m	dBuV/m	dB	dBuV	dB/m	dB	dB	dB	cm	deg	1	5006.83	49.11	54.00	-4.89	31.87	34.11	12.33	29.20	0.00	100	111	AVERAGE	<table border="1"> <thead> <tr> <th>Limit</th> <th>Read</th> <th>Ant</th> <th>Cable</th> <th>Preamp</th> <th>Aux</th> <th>APos</th> <th>TPos</th> <th colspan="2"></th> </tr> <tr> <th>Freq</th> <th>Level</th> <th>Line</th> <th>Margin</th> <th>Level</th> <th>Factor</th> <th>Loss</th> <th>Factor</th> <th>Factor</th> <th>Remark</th> </tr> <tr> <th>MHz</th> <th>dBuV/m</th> <th>dBuV/m</th> <th>dB</th> <th>dBuV</th> <th>dB/m</th> <th>dB</th> <th>dB</th> <th>dB</th> <th>cm</th> <th>deg</th> </tr> </thead> <tbody> <tr> <td>1</td> <td>2479.20</td> <td>88.84</td> <td>68.30</td> <td>20.54</td> <td>78.34</td> <td>32.12</td> <td>9.04</td> <td>30.66</td> <td>0.00</td> <td>100</td> <td>111</td> <td>Average</td> </tr> <tr> <td>2</td> <td>3625.20</td> <td>102.53</td> <td>74.00</td> <td>28.53</td> <td>88.27</td> <td>33.15</td> <td>10.66</td> <td>29.55</td> <td>0.00</td> <td>100</td> <td>111</td> <td>Average</td> </tr> <tr> <td>3</td> <td>5281.20</td> <td>90.44</td> <td>68.30</td> <td>22.14</td> <td>72.71</td> <td>34.50</td> <td>12.68</td> <td>29.45</td> <td>0.00</td> <td>100</td> <td>111</td> <td>Average</td> </tr> </tbody> </table>	Limit	Read	Ant	Cable	Preamp	Aux	APos	TPos			Freq	Level	Line	Margin	Level	Factor	Loss	Factor	Factor	Remark	MHz	dBuV/m	dBuV/m	dB	dBuV	dB/m	dB	dB	dB	cm	deg	1	2479.20	88.84	68.30	20.54	78.34	32.12	9.04	30.66	0.00	100	111	Average	2	3625.20	102.53	74.00	28.53	88.27	33.15	10.66	29.55	0.00	100	111	Average	3	5281.20	90.44	68.30	22.14	72.71	34.50	12.68	29.45	0.00	100	111
Limit	Read	Ant	Cable	Preamp	Aux	APos	TPos																																																																																																													
Freq	Level	Line	Margin	Level	Factor	Loss	Factor	Factor	Remark																																																																																																											
MHz	dBuV/m	dBuV/m	dB	dBuV	dB/m	dB	dB	dB	cm	deg																																																																																																										
1	5006.83	49.11	54.00	-4.89	31.87	34.11	12.33	29.20	0.00	100	111	AVERAGE																																																																																																								
Limit	Read	Ant	Cable	Preamp	Aux	APos	TPos																																																																																																													
Freq	Level	Line	Margin	Level	Factor	Loss	Factor	Factor	Remark																																																																																																											
MHz	dBuV/m	dBuV/m	dB	dBuV	dB/m	dB	dB	dB	cm	deg																																																																																																										
1	2479.20	88.84	68.30	20.54	78.34	32.12	9.04	30.66	0.00	100	111	Average																																																																																																								
2	3625.20	102.53	74.00	28.53	88.27	33.15	10.66	29.55	0.00	100	111	Average																																																																																																								
3	5281.20	90.44	68.30	22.14	72.71	34.50	12.68	29.45	0.00	100	111	Average																																																																																																								

Remark: The Fundamental plot #1 is BLE TX signal, #2 is LTE Band 48 Fundamental signal, #3 is WLAN 5G TX signal.



		35																																																																	
Mode	Band Edge - R																																																																		
	LTE Band 48 Link + Bluetooth-LE CH 39 Tx + WLAN 5GHz 802.11ac VHT80 CH58 Tx																																																																		
Pol.	Horizontal	Fundamental																																																																	
Peak	<table border="1"> <thead> <tr> <th>Limit</th> <th>Read</th> <th>Ant</th> <th>Cable</th> <th>Preamp</th> <th>Aux</th> <th>APos</th> <th>TPos</th> </tr> <tr> <th>Freq</th> <th>Level</th> <th>Line</th> <th>Margin</th> <th>Level</th> <th>Factor</th> <th>Loss</th> <th>Factor</th> </tr> <tr> <th>MHz</th> <th>dBuV/m</th> <th>dBuV/m</th> <th>dB</th> <th>dBuV</th> <th>dB/m</th> <th>dB</th> <th>dB</th> </tr> </thead> <tbody> <tr> <td>1</td> <td>5354.45</td> <td>59.14</td> <td>74.00</td> <td>-14.86</td> <td>41.27</td> <td>34.50</td> <td>12.90</td> </tr> <tr> <td></td> <td></td> <td></td> <td></td> <td></td> <td></td> <td>29.53</td> <td>0.00</td> </tr> <tr> <td></td> <td></td> <td></td> <td></td> <td></td> <td></td> <td></td> <td>100</td> </tr> <tr> <td></td> <td></td> <td></td> <td></td> <td></td> <td></td> <td></td> <td>111</td> </tr> <tr> <td></td> <td></td> <td></td> <td></td> <td></td> <td></td> <td></td> <td>Peak</td> </tr> </tbody> </table>	Limit	Read	Ant	Cable	Preamp	Aux	APos	TPos	Freq	Level	Line	Margin	Level	Factor	Loss	Factor	MHz	dBuV/m	dBuV/m	dB	dBuV	dB/m	dB	dB	1	5354.45	59.14	74.00	-14.86	41.27	34.50	12.90							29.53	0.00								100								111								Peak	Blank	
Limit	Read	Ant	Cable	Preamp	Aux	APos	TPos																																																												
Freq	Level	Line	Margin	Level	Factor	Loss	Factor																																																												
MHz	dBuV/m	dBuV/m	dB	dBuV	dB/m	dB	dB																																																												
1	5354.45	59.14	74.00	-14.86	41.27	34.50	12.90																																																												
						29.53	0.00																																																												
							100																																																												
							111																																																												
							Peak																																																												
Avg	<table border="1"> <thead> <tr> <th>Limit</th> <th>Read</th> <th>Ant</th> <th>Cable</th> <th>Preamp</th> <th>Aux</th> <th>APos</th> <th>TPos</th> </tr> <tr> <th>Freq</th> <th>Level</th> <th>Line</th> <th>Margin</th> <th>Level</th> <th>Factor</th> <th>Loss</th> <th>Factor</th> </tr> <tr> <th>MHz</th> <th>dBuV/m</th> <th>dBuV/m</th> <th>dB</th> <th>dBuV</th> <th>dB/m</th> <th>dB</th> <th>dB</th> </tr> </thead> <tbody> <tr> <td>1</td> <td>5354.69</td> <td>50.96</td> <td>54.00</td> <td>-3.04</td> <td>33.09</td> <td>34.50</td> <td>12.89</td> </tr> <tr> <td></td> <td></td> <td></td> <td></td> <td></td> <td></td> <td>29.52</td> <td>0.00</td> </tr> <tr> <td></td> <td></td> <td></td> <td></td> <td></td> <td></td> <td></td> <td>100</td> </tr> <tr> <td></td> <td></td> <td></td> <td></td> <td></td> <td></td> <td></td> <td>111</td> </tr> <tr> <td></td> <td></td> <td></td> <td></td> <td></td> <td></td> <td></td> <td>Average</td> </tr> </tbody> </table>	Limit	Read	Ant	Cable	Preamp	Aux	APos	TPos	Freq	Level	Line	Margin	Level	Factor	Loss	Factor	MHz	dBuV/m	dBuV/m	dB	dBuV	dB/m	dB	dB	1	5354.69	50.96	54.00	-3.04	33.09	34.50	12.89							29.52	0.00								100								111								Average	Blank	
Limit	Read	Ant	Cable	Preamp	Aux	APos	TPos																																																												
Freq	Level	Line	Margin	Level	Factor	Loss	Factor																																																												
MHz	dBuV/m	dBuV/m	dB	dBuV	dB/m	dB	dB																																																												
1	5354.69	50.96	54.00	-3.04	33.09	34.50	12.89																																																												
						29.52	0.00																																																												
							100																																																												
							111																																																												
							Average																																																												



35																																																																				
Mode	Band Edge - L																																																																			
	LTE Band 48 Link + Bluetooth-LE CH 39 Tx + WLAN 5GHz 802.11ac VHT80 CH58 Tx																																																																			
Pol.	Vertical																																																																			
Peak	 <p>Level (dBuV/m) vs Frequency (MHz) plot showing peak levels for 5G BAND 1-3. The y-axis ranges from 0 to 130 dBuV/m, and the x-axis ranges from 5000 to 5290 MHz. A red horizontal line indicates the limit at approximately 65 dBuV/m.</p> <table border="1"> <thead> <tr> <th>Limit</th> <th>Read</th> <th>Ant</th> <th>Cable</th> <th>Preamp</th> <th>Aux</th> <th>APos</th> <th>TPos</th> <th>Remark</th> </tr> <tr> <th>Freq</th> <th>Level</th> <th>Line</th> <th>Margin</th> <th>Level</th> <th>Factor</th> <th>Loss</th> <th>Factor</th> <th>Factor</th> </tr> <tr> <th>MHz</th> <th>dBuV/m</th> <th>dBuV/m</th> <th>dB</th> <th>dBuV</th> <th>dB/m</th> <th>dB</th> <th>dB</th> <th>dB</th> <th>cm</th> <th>deg</th> </tr> </thead> <tbody> <tr> <td>1</td> <td>5003.06</td> <td>59.41</td> <td>74.00</td> <td>-14.59</td> <td>42.17</td> <td>34.11</td> <td>12.33</td> <td>29.20</td> <td>0.00</td> <td>100</td> <td>114</td> <td>PEAK</td> </tr> </tbody> </table>	Limit	Read	Ant	Cable	Preamp	Aux	APos	TPos	Remark	Freq	Level	Line	Margin	Level	Factor	Loss	Factor	Factor	MHz	dBuV/m	dBuV/m	dB	dBuV	dB/m	dB	dB	dB	cm	deg	1	5003.06	59.41	74.00	-14.59	42.17	34.11	12.33	29.20	0.00	100	114	PEAK																									
	Limit	Read	Ant	Cable	Preamp	Aux	APos	TPos	Remark																																																											
Freq	Level	Line	Margin	Level	Factor	Loss	Factor	Factor																																																												
MHz	dBuV/m	dBuV/m	dB	dBuV	dB/m	dB	dB	dB	cm	deg																																																										
1	5003.06	59.41	74.00	-14.59	42.17	34.11	12.33	29.20	0.00	100	114	PEAK																																																								
 <p>Fundamental Peak Spectrum Plot showing Level (dBuV/m) vs Frequency (MHz) from 1000 to 7000 MHz. Three peaks are labeled 1, 2, and 3. A red horizontal line indicates the limit at approximately 65 dBuV/m.</p> <table border="1"> <thead> <tr> <th>Limit</th> <th>Read</th> <th>Ant</th> <th>Cable</th> <th>Preamp</th> <th>Aux</th> <th>APos</th> <th>TPos</th> <th>Remark</th> </tr> <tr> <th>Freq</th> <th>Level</th> <th>Line</th> <th>Margin</th> <th>Level</th> <th>Factor</th> <th>Loss</th> <th>Factor</th> <th>Factor</th> </tr> <tr> <th>MHz</th> <th>dBuV/m</th> <th>dBuV/m</th> <th>dB</th> <th>dBuV</th> <th>dB/m</th> <th>dB</th> <th>dB</th> <th>dB</th> <th>cm</th> <th>deg</th> </tr> </thead> <tbody> <tr> <td>1</td> <td>2479.20</td> <td>75.38</td> <td>68.30</td> <td>7.08</td> <td>64.88</td> <td>32.12</td> <td>9.04</td> <td>30.66</td> <td>0.00</td> <td>100</td> <td>114</td> <td>Peak</td> </tr> <tr> <td>2</td> <td>3625.20</td> <td>94.46</td> <td>74.00</td> <td>20.46</td> <td>80.20</td> <td>33.15</td> <td>10.66</td> <td>29.55</td> <td>0.00</td> <td>100</td> <td>114</td> <td>Peak</td> </tr> <tr> <td>3</td> <td>5269.20</td> <td>91.23</td> <td>68.30</td> <td>22.93</td> <td>73.50</td> <td>34.50</td> <td>12.67</td> <td>29.44</td> <td>0.00</td> <td>100</td> <td>114</td> <td>Peak</td> </tr> </tbody> </table>	Limit	Read	Ant	Cable	Preamp	Aux	APos	TPos	Remark	Freq	Level	Line	Margin	Level	Factor	Loss	Factor	Factor	MHz	dBuV/m	dBuV/m	dB	dBuV	dB/m	dB	dB	dB	cm	deg	1	2479.20	75.38	68.30	7.08	64.88	32.12	9.04	30.66	0.00	100	114	Peak	2	3625.20	94.46	74.00	20.46	80.20	33.15	10.66	29.55	0.00	100	114	Peak	3	5269.20	91.23	68.30	22.93	73.50	34.50	12.67	29.44	0.00	100	114	Peak
Limit	Read	Ant	Cable	Preamp	Aux	APos	TPos	Remark																																																												
Freq	Level	Line	Margin	Level	Factor	Loss	Factor	Factor																																																												
MHz	dBuV/m	dBuV/m	dB	dBuV	dB/m	dB	dB	dB	cm	deg																																																										
1	2479.20	75.38	68.30	7.08	64.88	32.12	9.04	30.66	0.00	100	114	Peak																																																								
2	3625.20	94.46	74.00	20.46	80.20	33.15	10.66	29.55	0.00	100	114	Peak																																																								
3	5269.20	91.23	68.30	22.93	73.50	34.50	12.67	29.44	0.00	100	114	Peak																																																								
Avg	 <p>Vertical Average Spectrum Plot showing Level (dBuV/m) vs Frequency (MHz) from 5000 to 5290 MHz. A red horizontal line indicates the limit at approximately 48 dBuV/m.</p> <table border="1"> <thead> <tr> <th>Limit</th> <th>Read</th> <th>Ant</th> <th>Cable</th> <th>Preamp</th> <th>Aux</th> <th>APos</th> <th>TPos</th> <th>Remark</th> </tr> <tr> <th>Freq</th> <th>Level</th> <th>Line</th> <th>Margin</th> <th>Level</th> <th>Factor</th> <th>Loss</th> <th>Factor</th> <th>Factor</th> </tr> <tr> <th>MHz</th> <th>dBuV/m</th> <th>dBuV/m</th> <th>dB</th> <th>dBuV</th> <th>dB/m</th> <th>dB</th> <th>dB</th> <th>dB</th> <th>cm</th> <th>deg</th> </tr> </thead> <tbody> <tr> <td>1</td> <td>5002.77</td> <td>49.14</td> <td>54.00</td> <td>-4.86</td> <td>31.90</td> <td>34.11</td> <td>12.33</td> <td>29.20</td> <td>0.00</td> <td>100</td> <td>114</td> <td>AVERAGE</td> </tr> </tbody> </table>	Limit	Read	Ant	Cable	Preamp	Aux	APos	TPos	Remark	Freq	Level	Line	Margin	Level	Factor	Loss	Factor	Factor	MHz	dBuV/m	dBuV/m	dB	dBuV	dB/m	dB	dB	dB	cm	deg	1	5002.77	49.14	54.00	-4.86	31.90	34.11	12.33	29.20	0.00	100	114	AVERAGE																									
	Limit	Read	Ant	Cable	Preamp	Aux	APos	TPos	Remark																																																											
Freq	Level	Line	Margin	Level	Factor	Loss	Factor	Factor																																																												
MHz	dBuV/m	dBuV/m	dB	dBuV	dB/m	dB	dB	dB	cm	deg																																																										
1	5002.77	49.14	54.00	-4.86	31.90	34.11	12.33	29.20	0.00	100	114	AVERAGE																																																								
 <p>Fundamental Average Spectrum Plot showing Level (dBuV/m) vs Frequency (MHz) from 1000 to 7000 MHz. Three peaks are labeled 1, 2, and 3. A red horizontal line indicates the limit at approximately 48 dBuV/m.</p> <table border="1"> <thead> <tr> <th>Limit</th> <th>Read</th> <th>Ant</th> <th>Cable</th> <th>Preamp</th> <th>Aux</th> <th>APos</th> <th>TPos</th> <th>Remark</th> </tr> <tr> <th>Freq</th> <th>Level</th> <th>Line</th> <th>Margin</th> <th>Level</th> <th>Factor</th> <th>Loss</th> <th>Factor</th> <th>Factor</th> </tr> <tr> <th>MHz</th> <th>dBuV/m</th> <th>dBuV/m</th> <th>dB</th> <th>dBuV</th> <th>dB/m</th> <th>dB</th> <th>dB</th> <th>dB</th> <th>cm</th> <th>deg</th> </tr> </thead> <tbody> <tr> <td>1</td> <td>2479.20</td> <td>74.45</td> <td>-----</td> <td>-----</td> <td>63.95</td> <td>32.12</td> <td>9.04</td> <td>30.66</td> <td>0.00</td> <td>100</td> <td>114</td> <td>Average</td> </tr> <tr> <td>2</td> <td>3625.20</td> <td>86.39</td> <td>54.00</td> <td>32.39</td> <td>72.13</td> <td>33.15</td> <td>10.66</td> <td>29.55</td> <td>0.00</td> <td>100</td> <td>114</td> <td>Average</td> </tr> <tr> <td>3</td> <td>5293.20</td> <td>82.68</td> <td>68.30</td> <td>14.38</td> <td>64.94</td> <td>34.50</td> <td>12.70</td> <td>29.46</td> <td>0.00</td> <td>100</td> <td>114</td> <td>Average</td> </tr> </tbody> </table>	Limit	Read	Ant	Cable	Preamp	Aux	APos	TPos	Remark	Freq	Level	Line	Margin	Level	Factor	Loss	Factor	Factor	MHz	dBuV/m	dBuV/m	dB	dBuV	dB/m	dB	dB	dB	cm	deg	1	2479.20	74.45	-----	-----	63.95	32.12	9.04	30.66	0.00	100	114	Average	2	3625.20	86.39	54.00	32.39	72.13	33.15	10.66	29.55	0.00	100	114	Average	3	5293.20	82.68	68.30	14.38	64.94	34.50	12.70	29.46	0.00	100	114	Average
Limit	Read	Ant	Cable	Preamp	Aux	APos	TPos	Remark																																																												
Freq	Level	Line	Margin	Level	Factor	Loss	Factor	Factor																																																												
MHz	dBuV/m	dBuV/m	dB	dBuV	dB/m	dB	dB	dB	cm	deg																																																										
1	2479.20	74.45	-----	-----	63.95	32.12	9.04	30.66	0.00	100	114	Average																																																								
2	3625.20	86.39	54.00	32.39	72.13	33.15	10.66	29.55	0.00	100	114	Average																																																								
3	5293.20	82.68	68.30	14.38	64.94	34.50	12.70	29.46	0.00	100	114	Average																																																								

Remark: The Fundamental plot #1 is BLE TX signal, #2 is LTE Band 48 Fundamental signal, #3 is WLAN 5G TX signal.



		35																																																																	
Mode	Band Edge - R																																																																		
	LTE Band 48 Link + Bluetooth-LE CH 39 Tx + WLAN 5GHz 802.11ac VHT80 CH58 Tx																																																																		
Pol.	Vertical	Fundamental																																																																	
Peak	<table border="1"> <thead> <tr> <th>Limit</th> <th>Read</th> <th>Ant</th> <th>Cable</th> <th>Preamp</th> <th>Aux</th> <th>APos</th> <th>TPos</th> </tr> <tr> <th>Freq</th> <th>Level</th> <th>Line</th> <th>Margin</th> <th>Level</th> <th>Factor</th> <th>Loss</th> <th>Factor</th> </tr> <tr> <th>MHz</th> <th>dBuV/m</th> <th>dBuV/m</th> <th>dB</th> <th>dBuV</th> <th>dB/m</th> <th>dB</th> <th>dB</th> </tr> </thead> <tbody> <tr> <td>1</td> <td>5364.72</td> <td>58.16</td> <td>74.00</td> <td>-15.84</td> <td>40.27</td> <td>34.50</td> <td>12.92</td> </tr> <tr> <td></td> <td></td> <td></td> <td></td> <td></td> <td></td> <td>29.53</td> <td>0.00</td> </tr> <tr> <td></td> <td></td> <td></td> <td></td> <td></td> <td></td> <td></td> <td>100</td> </tr> <tr> <td></td> <td></td> <td></td> <td></td> <td></td> <td></td> <td></td> <td>114</td> </tr> <tr> <td></td> <td></td> <td></td> <td></td> <td></td> <td></td> <td></td> <td>PEAK</td> </tr> </tbody> </table>	Limit	Read	Ant	Cable	Preamp	Aux	APos	TPos	Freq	Level	Line	Margin	Level	Factor	Loss	Factor	MHz	dBuV/m	dBuV/m	dB	dBuV	dB/m	dB	dB	1	5364.72	58.16	74.00	-15.84	40.27	34.50	12.92							29.53	0.00								100								114								PEAK	Blank	
Limit	Read	Ant	Cable	Preamp	Aux	APos	TPos																																																												
Freq	Level	Line	Margin	Level	Factor	Loss	Factor																																																												
MHz	dBuV/m	dBuV/m	dB	dBuV	dB/m	dB	dB																																																												
1	5364.72	58.16	74.00	-15.84	40.27	34.50	12.92																																																												
						29.53	0.00																																																												
							100																																																												
							114																																																												
							PEAK																																																												
Avg	<table border="1"> <thead> <tr> <th>Limit</th> <th>Read</th> <th>Ant</th> <th>Cable</th> <th>Preamp</th> <th>Aux</th> <th>APos</th> <th>TPos</th> </tr> <tr> <th>Freq</th> <th>Level</th> <th>Line</th> <th>Margin</th> <th>Level</th> <th>Factor</th> <th>Loss</th> <th>Factor</th> </tr> <tr> <th>MHz</th> <th>dBuV/m</th> <th>dBuV/m</th> <th>dB</th> <th>dBuV</th> <th>dB/m</th> <th>dB</th> <th>dB</th> </tr> </thead> <tbody> <tr> <td>1</td> <td>5454.48</td> <td>48.05</td> <td>54.00</td> <td>-5.95</td> <td>29.97</td> <td>34.53</td> <td>13.16</td> </tr> <tr> <td></td> <td></td> <td></td> <td></td> <td></td> <td></td> <td>29.61</td> <td>0.00</td> </tr> <tr> <td></td> <td></td> <td></td> <td></td> <td></td> <td></td> <td></td> <td>100</td> </tr> <tr> <td></td> <td></td> <td></td> <td></td> <td></td> <td></td> <td></td> <td>114</td> </tr> <tr> <td></td> <td></td> <td></td> <td></td> <td></td> <td></td> <td></td> <td>AVERAGE</td> </tr> </tbody> </table>	Limit	Read	Ant	Cable	Preamp	Aux	APos	TPos	Freq	Level	Line	Margin	Level	Factor	Loss	Factor	MHz	dBuV/m	dBuV/m	dB	dBuV	dB/m	dB	dB	1	5454.48	48.05	54.00	-5.95	29.97	34.53	13.16							29.61	0.00								100								114								AVERAGE	Blank	
Limit	Read	Ant	Cable	Preamp	Aux	APos	TPos																																																												
Freq	Level	Line	Margin	Level	Factor	Loss	Factor																																																												
MHz	dBuV/m	dBuV/m	dB	dBuV	dB/m	dB	dB																																																												
1	5454.48	48.05	54.00	-5.95	29.97	34.53	13.16																																																												
						29.61	0.00																																																												
							100																																																												
							114																																																												
							AVERAGE																																																												



Mode	35																																																																											
	Harmonic																																																																											
	LTE Band 48 Link + Bluetooth-LE CH 39 Tx + WLAN 5GHz 802.11ac VHT80 CH58 Tx																																																																											
Pol.	Horizontal	Vertical																																																																										
Peak Avg	<table border="1"> <thead> <tr> <th>Limit</th> <th>Read</th> <th>Ant</th> <th>Cable</th> <th>Preamp</th> <th>Aux</th> <th>APos</th> <th>TPos</th> </tr> <tr> <th>Freq</th> <th>Level</th> <th>Line</th> <th>Margin</th> <th>Level</th> <th>Factor</th> <th>Loss</th> <th>Factor</th> </tr> <tr> <th>MHz</th> <th>dBuV/m</th> <th>dBuV/m</th> <th>dB</th> <th>dBuV</th> <th>dB/m</th> <th>dB</th> <th>dB</th> </tr> </thead> <tbody> <tr> <td>1</td> <td>10580.00</td> <td>43.85</td> <td>68.30</td> <td>-24.45</td> <td>54.69</td> <td>37.64</td> <td>17.74</td> <td>66.22</td> <td>0.00</td> <td>300</td> <td>0</td> <td>PEAK</td> </tr> </tbody> </table>	Limit	Read	Ant	Cable	Preamp	Aux	APos	TPos	Freq	Level	Line	Margin	Level	Factor	Loss	Factor	MHz	dBuV/m	dBuV/m	dB	dBuV	dB/m	dB	dB	1	10580.00	43.85	68.30	-24.45	54.69	37.64	17.74	66.22	0.00	300	0	PEAK	<table border="1"> <thead> <tr> <th>Limit</th> <th>Read</th> <th>Ant</th> <th>Cable</th> <th>Preamp</th> <th>Aux</th> <th>APos</th> <th>TPos</th> </tr> <tr> <th>Freq</th> <th>Level</th> <th>Line</th> <th>Margin</th> <th>Level</th> <th>Factor</th> <th>Loss</th> <th>Factor</th> </tr> <tr> <th>MHz</th> <th>dBuV/m</th> <th>dBuV/m</th> <th>dB</th> <th>dBuV</th> <th>dB/m</th> <th>dB</th> <th>dB</th> </tr> </thead> <tbody> <tr> <td>1</td> <td>10580.00</td> <td>43.74</td> <td>68.30</td> <td>-24.56</td> <td>54.58</td> <td>37.64</td> <td>17.74</td> <td>66.22</td> <td>0.00</td> <td>100</td> <td>0</td> <td>PEAK</td> </tr> </tbody> </table>	Limit	Read	Ant	Cable	Preamp	Aux	APos	TPos	Freq	Level	Line	Margin	Level	Factor	Loss	Factor	MHz	dBuV/m	dBuV/m	dB	dBuV	dB/m	dB	dB	1	10580.00	43.74	68.30	-24.56	54.58	37.64	17.74	66.22	0.00	100	0	PEAK
Limit	Read	Ant	Cable	Preamp	Aux	APos	TPos																																																																					
Freq	Level	Line	Margin	Level	Factor	Loss	Factor																																																																					
MHz	dBuV/m	dBuV/m	dB	dBuV	dB/m	dB	dB																																																																					
1	10580.00	43.85	68.30	-24.45	54.69	37.64	17.74	66.22	0.00	300	0	PEAK																																																																
Limit	Read	Ant	Cable	Preamp	Aux	APos	TPos																																																																					
Freq	Level	Line	Margin	Level	Factor	Loss	Factor																																																																					
MHz	dBuV/m	dBuV/m	dB	dBuV	dB/m	dB	dB																																																																					
1	10580.00	43.74	68.30	-24.56	54.58	37.64	17.74	66.22	0.00	100	0	PEAK																																																																



		35																																																																																			
Mode		Band Edge																																																																																			
		LTE Band 48 Link + Bluetooth-LE CH 39 Tx + WLAN 5GHz 802.11ac VHT80 CH58 Tx																																																																																			
Pol.		Horizontal					Fundamental																																																																														
Peak		<table border="1"> <thead> <tr> <th>Limit</th> <th>Read</th> <th>Ant</th> <th>Cable</th> <th>Preamp</th> <th>Aux</th> <th>APos</th> <th>TPos</th> </tr> <tr> <th>Freq</th> <th>Level</th> <th>Line</th> <th>Margin</th> <th>Level</th> <th>Factor</th> <th>Loss</th> <th>Factor</th> </tr> <tr> <th>MHz</th> <th>dBuV/m</th> <th>dBuV/m</th> <th>dB</th> <th>dBuV</th> <th>dB/m</th> <th>dB</th> <th>dB</th> </tr> </thead> <tbody> <tr> <td>1</td> <td>2486.74</td> <td>57.70</td> <td>74.00</td> <td>-16.30</td> <td>41.15</td> <td>32.13</td> <td>9.06</td> <td>30.64</td> <td>6.00</td> <td>151</td> <td>91</td> <td>PEAK</td> </tr> </tbody> </table>					Limit	Read	Ant	Cable	Preamp	Aux	APos	TPos	Freq	Level	Line	Margin	Level	Factor	Loss	Factor	MHz	dBuV/m	dBuV/m	dB	dBuV	dB/m	dB	dB	1	2486.74	57.70	74.00	-16.30	41.15	32.13	9.06	30.64	6.00	151	91	PEAK	<table border="1"> <thead> <tr> <th>Limit</th> <th>Read</th> <th>Ant</th> <th>Cable</th> <th>Preamp</th> <th>Aux</th> <th>APos</th> <th>TPos</th> </tr> <tr> <th>Freq</th> <th>Level</th> <th>Line</th> <th>Margin</th> <th>Level</th> <th>Factor</th> <th>Loss</th> <th>Factor</th> </tr> <tr> <th>MHz</th> <th>dBuV/m</th> <th>dBuV/m</th> <th>dB</th> <th>dBuV</th> <th>dB/m</th> <th>dB</th> <th>dB</th> </tr> </thead> <tbody> <tr> <td>1</td> <td>2480.00</td> <td>92.99</td> <td>74.00</td> <td>18.99</td> <td>76.49</td> <td>32.12</td> <td>9.04</td> <td>30.66</td> <td>6.00</td> <td>151</td> <td>91</td> <td>PEAK</td> </tr> </tbody> </table>					Limit	Read	Ant	Cable	Preamp	Aux	APos	TPos	Freq	Level	Line	Margin	Level	Factor	Loss	Factor	MHz	dBuV/m	dBuV/m	dB	dBuV	dB/m	dB	dB	1	2480.00	92.99	74.00	18.99	76.49	32.12	9.04	30.66	6.00	151	91	PEAK
	Limit	Read	Ant	Cable	Preamp	Aux	APos	TPos																																																																													
Freq	Level	Line	Margin	Level	Factor	Loss	Factor																																																																														
MHz	dBuV/m	dBuV/m	dB	dBuV	dB/m	dB	dB																																																																														
1	2486.74	57.70	74.00	-16.30	41.15	32.13	9.06	30.64	6.00	151	91	PEAK																																																																									
Limit	Read	Ant	Cable	Preamp	Aux	APos	TPos																																																																														
Freq	Level	Line	Margin	Level	Factor	Loss	Factor																																																																														
MHz	dBuV/m	dBuV/m	dB	dBuV	dB/m	dB	dB																																																																														
1	2480.00	92.99	74.00	18.99	76.49	32.12	9.04	30.66	6.00	151	91	PEAK																																																																									
Avg		<table border="1"> <thead> <tr> <th>Limit</th> <th>Read</th> <th>Ant</th> <th>Cable</th> <th>Preamp</th> <th>Aux</th> <th>APos</th> <th>TPos</th> </tr> <tr> <th>Freq</th> <th>Level</th> <th>Line</th> <th>Margin</th> <th>Level</th> <th>Factor</th> <th>Loss</th> <th>Factor</th> </tr> <tr> <th>MHz</th> <th>dBuV/m</th> <th>dBuV/m</th> <th>dB</th> <th>dBuV</th> <th>dB/m</th> <th>dB</th> <th>dB</th> </tr> </thead> <tbody> <tr> <td>1</td> <td>2496.28</td> <td>46.18</td> <td>54.00</td> <td>-7.82</td> <td>29.56</td> <td>32.14</td> <td>9.09</td> <td>30.61</td> <td>6.00</td> <td>151</td> <td>91</td> <td>AVERAGE</td> </tr> </tbody> </table>					Limit	Read	Ant	Cable	Preamp	Aux	APos	TPos	Freq	Level	Line	Margin	Level	Factor	Loss	Factor	MHz	dBuV/m	dBuV/m	dB	dBuV	dB/m	dB	dB	1	2496.28	46.18	54.00	-7.82	29.56	32.14	9.09	30.61	6.00	151	91	AVERAGE	<table border="1"> <thead> <tr> <th>Limit</th> <th>Read</th> <th>Ant</th> <th>Cable</th> <th>Preamp</th> <th>Aux</th> <th>APos</th> <th>TPos</th> </tr> <tr> <th>Freq</th> <th>Level</th> <th>Line</th> <th>Margin</th> <th>Level</th> <th>Factor</th> <th>Loss</th> <th>Factor</th> </tr> <tr> <th>MHz</th> <th>dBuV/m</th> <th>dBuV/m</th> <th>dB</th> <th>dBuV</th> <th>dB/m</th> <th>dB</th> <th>dB</th> </tr> </thead> <tbody> <tr> <td>1</td> <td>2480.00</td> <td>91.71</td> <td>54.00</td> <td>37.71</td> <td>75.21</td> <td>32.12</td> <td>9.04</td> <td>30.66</td> <td>6.00</td> <td>151</td> <td>91</td> <td>AVERAGE</td> </tr> </tbody> </table>					Limit	Read	Ant	Cable	Preamp	Aux	APos	TPos	Freq	Level	Line	Margin	Level	Factor	Loss	Factor	MHz	dBuV/m	dBuV/m	dB	dBuV	dB/m	dB	dB	1	2480.00	91.71	54.00	37.71	75.21	32.12	9.04	30.66	6.00	151	91	AVERAGE
Limit	Read	Ant	Cable	Preamp	Aux	APos	TPos																																																																														
Freq	Level	Line	Margin	Level	Factor	Loss	Factor																																																																														
MHz	dBuV/m	dBuV/m	dB	dBuV	dB/m	dB	dB																																																																														
1	2496.28	46.18	54.00	-7.82	29.56	32.14	9.09	30.61	6.00	151	91	AVERAGE																																																																									
Limit	Read	Ant	Cable	Preamp	Aux	APos	TPos																																																																														
Freq	Level	Line	Margin	Level	Factor	Loss	Factor																																																																														
MHz	dBuV/m	dBuV/m	dB	dBuV	dB/m	dB	dB																																																																														
1	2480.00	91.71	54.00	37.71	75.21	32.12	9.04	30.66	6.00	151	91	AVERAGE																																																																									



Mode	35																																																																											
	Band Edge																																																																											
	LTE Band 48 Link + Bluetooth-LE CH 39 Tx + WLAN 5GHz 802.11ac VHT80 CH58 Tx																																																																											
Pol.	Vertical	Fundamental																																																																										
Peak	<table border="1"> <thead> <tr> <th>Limit</th> <th>Read</th> <th>Ant</th> <th>Cable</th> <th>Preamp</th> <th>Aux</th> <th>APos</th> <th>TPos</th> </tr> <tr> <th>Freq</th> <th>Level</th> <th>Line</th> <th>Margin</th> <th>Level</th> <th>Factor</th> <th>Loss</th> <th>Factor</th> </tr> <tr> <th>MHz</th> <th>dBuV/m</th> <th>dBuV/m</th> <th>dB</th> <th>dBuV</th> <th>dB/m</th> <th>dB</th> <th>dB</th> </tr> </thead> <tbody> <tr> <td>1</td> <td>2497.48</td> <td>57.27</td> <td>74.00</td> <td>-16.73</td> <td>40.64</td> <td>32.15</td> <td>9.09</td> <td>30.61</td> <td>6.00</td> <td>100</td> <td>91</td> <td>PEAK</td> </tr> </tbody> </table>	Limit	Read	Ant	Cable	Preamp	Aux	APos	TPos	Freq	Level	Line	Margin	Level	Factor	Loss	Factor	MHz	dBuV/m	dBuV/m	dB	dBuV	dB/m	dB	dB	1	2497.48	57.27	74.00	-16.73	40.64	32.15	9.09	30.61	6.00	100	91	PEAK	<table border="1"> <thead> <tr> <th>Limit</th> <th>Read</th> <th>Ant</th> <th>Cable</th> <th>Preamp</th> <th>Aux</th> <th>APos</th> <th>TPos</th> </tr> <tr> <th>Freq</th> <th>Level</th> <th>Line</th> <th>Margin</th> <th>Level</th> <th>Factor</th> <th>Loss</th> <th>Factor</th> </tr> <tr> <th>MHz</th> <th>dBuV/m</th> <th>dBuV/m</th> <th>dB</th> <th>dBuV</th> <th>dB/m</th> <th>dB</th> <th>dB</th> </tr> </thead> <tbody> <tr> <td>1</td> <td>2480.00</td> <td>88.32</td> <td>74.00</td> <td>14.32</td> <td>71.82</td> <td>32.12</td> <td>9.04</td> <td>30.66</td> <td>6.00</td> <td>100</td> <td>91</td> <td>Peak</td> </tr> </tbody> </table>	Limit	Read	Ant	Cable	Preamp	Aux	APos	TPos	Freq	Level	Line	Margin	Level	Factor	Loss	Factor	MHz	dBuV/m	dBuV/m	dB	dBuV	dB/m	dB	dB	1	2480.00	88.32	74.00	14.32	71.82	32.12	9.04	30.66	6.00	100	91	Peak
Limit	Read	Ant	Cable	Preamp	Aux	APos	TPos																																																																					
Freq	Level	Line	Margin	Level	Factor	Loss	Factor																																																																					
MHz	dBuV/m	dBuV/m	dB	dBuV	dB/m	dB	dB																																																																					
1	2497.48	57.27	74.00	-16.73	40.64	32.15	9.09	30.61	6.00	100	91	PEAK																																																																
Limit	Read	Ant	Cable	Preamp	Aux	APos	TPos																																																																					
Freq	Level	Line	Margin	Level	Factor	Loss	Factor																																																																					
MHz	dBuV/m	dBuV/m	dB	dBuV	dB/m	dB	dB																																																																					
1	2480.00	88.32	74.00	14.32	71.82	32.12	9.04	30.66	6.00	100	91	Peak																																																																
Avg	<table border="1"> <thead> <tr> <th>Limit</th> <th>Read</th> <th>Ant</th> <th>Cable</th> <th>Preamp</th> <th>Aux</th> <th>APos</th> <th>TPos</th> </tr> <tr> <th>Freq</th> <th>Level</th> <th>Line</th> <th>Margin</th> <th>Level</th> <th>Factor</th> <th>Loss</th> <th>Factor</th> </tr> <tr> <th>MHz</th> <th>dBuV/m</th> <th>dBuV/m</th> <th>dB</th> <th>dBuV</th> <th>dB/m</th> <th>dB</th> <th>dB</th> </tr> </thead> <tbody> <tr> <td>1</td> <td>2499.88</td> <td>46.03</td> <td>54.00</td> <td>-7.97</td> <td>29.38</td> <td>32.15</td> <td>9.10</td> <td>30.60</td> <td>6.00</td> <td>100</td> <td>91</td> <td>AVERAGE</td> </tr> </tbody> </table>	Limit	Read	Ant	Cable	Preamp	Aux	APos	TPos	Freq	Level	Line	Margin	Level	Factor	Loss	Factor	MHz	dBuV/m	dBuV/m	dB	dBuV	dB/m	dB	dB	1	2499.88	46.03	54.00	-7.97	29.38	32.15	9.10	30.60	6.00	100	91	AVERAGE	<table border="1"> <thead> <tr> <th>Limit</th> <th>Read</th> <th>Ant</th> <th>Cable</th> <th>Preamp</th> <th>Aux</th> <th>APos</th> <th>TPos</th> </tr> <tr> <th>Freq</th> <th>Level</th> <th>Line</th> <th>Margin</th> <th>Level</th> <th>Factor</th> <th>Loss</th> <th>Factor</th> </tr> <tr> <th>MHz</th> <th>dBuV/m</th> <th>dBuV/m</th> <th>dB</th> <th>dBuV</th> <th>dB/m</th> <th>dB</th> <th>dB</th> </tr> </thead> <tbody> <tr> <td>1</td> <td>2480.00</td> <td>85.73</td> <td>54.00</td> <td>31.73</td> <td>69.23</td> <td>32.12</td> <td>9.04</td> <td>30.66</td> <td>6.00</td> <td>100</td> <td>91</td> <td>Average</td> </tr> </tbody> </table>	Limit	Read	Ant	Cable	Preamp	Aux	APos	TPos	Freq	Level	Line	Margin	Level	Factor	Loss	Factor	MHz	dBuV/m	dBuV/m	dB	dBuV	dB/m	dB	dB	1	2480.00	85.73	54.00	31.73	69.23	32.12	9.04	30.66	6.00	100	91	Average
Limit	Read	Ant	Cable	Preamp	Aux	APos	TPos																																																																					
Freq	Level	Line	Margin	Level	Factor	Loss	Factor																																																																					
MHz	dBuV/m	dBuV/m	dB	dBuV	dB/m	dB	dB																																																																					
1	2499.88	46.03	54.00	-7.97	29.38	32.15	9.10	30.60	6.00	100	91	AVERAGE																																																																
Limit	Read	Ant	Cable	Preamp	Aux	APos	TPos																																																																					
Freq	Level	Line	Margin	Level	Factor	Loss	Factor																																																																					
MHz	dBuV/m	dBuV/m	dB	dBuV	dB/m	dB	dB																																																																					
1	2480.00	85.73	54.00	31.73	69.23	32.12	9.04	30.66	6.00	100	91	Average																																																																



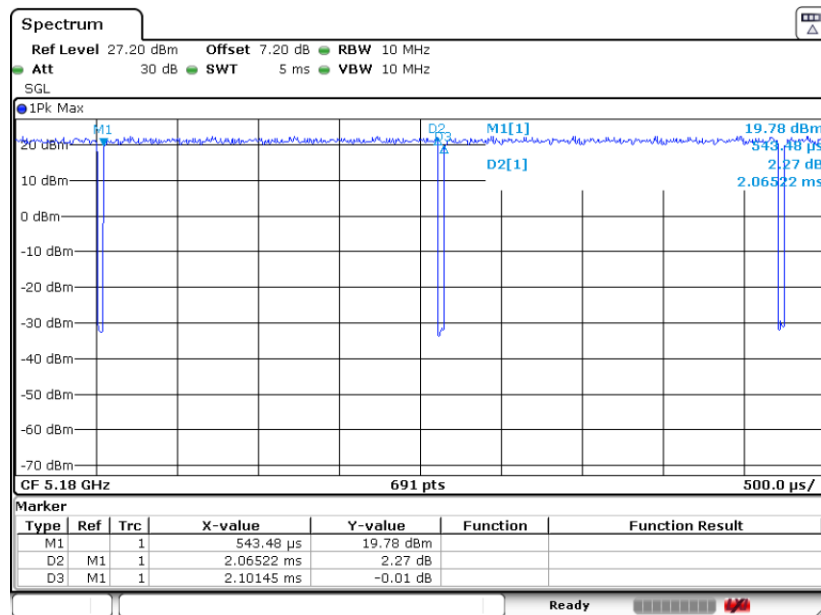
Mode	35																																																																																																											
	Harmonic																																																																																																											
	LTE Band 48 Link + Bluetooth-LE CH 39 Tx + WLAN 5GHz 802.11ac VHT80 CH58 Tx																																																																																																											
Pol.	Horizontal	Vertical																																																																																																										
Peak Avg	<table border="1"> <thead> <tr> <th>Limit</th> <th>Read</th> <th>Ant</th> <th>Cable</th> <th>Preamp</th> <th>Aux</th> <th>APos</th> <th>TPos</th> <th>Remark</th> </tr> <tr> <th>Freq</th> <th>Level</th> <th>Line</th> <th>Margin</th> <th>Level</th> <th>Factor</th> <th>Loss</th> <th>Factor</th> <th>Factor</th> </tr> <tr> <th>MHz</th> <th>dBuV/m</th> <th>dBuV/m</th> <th>dB</th> <th>dBuV</th> <th>dB/m</th> <th>dB</th> <th>dB</th> <th>dB</th> </tr> </thead> <tbody> <tr> <td>1</td> <td>4960.00</td> <td>40.32</td> <td>74.00</td> <td>-33.68</td> <td>59.40</td> <td>34.10</td> <td>12.27</td> <td>65.45</td> <td>0.00</td> <td>100</td> <td>308</td> <td>Peak</td> </tr> <tr> <td>2</td> <td>7440.00</td> <td>42.20</td> <td>74.00</td> <td>-31.80</td> <td>56.81</td> <td>35.80</td> <td>14.92</td> <td>65.33</td> <td>0.00</td> <td>300</td> <td>0</td> <td>Peak</td> </tr> </tbody> </table>	Limit	Read	Ant	Cable	Preamp	Aux	APos	TPos	Remark	Freq	Level	Line	Margin	Level	Factor	Loss	Factor	Factor	MHz	dBuV/m	dBuV/m	dB	dBuV	dB/m	dB	dB	dB	1	4960.00	40.32	74.00	-33.68	59.40	34.10	12.27	65.45	0.00	100	308	Peak	2	7440.00	42.20	74.00	-31.80	56.81	35.80	14.92	65.33	0.00	300	0	Peak	<table border="1"> <thead> <tr> <th>Limit</th> <th>Read</th> <th>Ant</th> <th>Cable</th> <th>Preamp</th> <th>Aux</th> <th>APos</th> <th>TPos</th> <th>Remark</th> </tr> <tr> <th>Freq</th> <th>Level</th> <th>Line</th> <th>Margin</th> <th>Level</th> <th>Factor</th> <th>Loss</th> <th>Factor</th> <th>Factor</th> </tr> <tr> <th>MHz</th> <th>dBuV/m</th> <th>dBuV/m</th> <th>dB</th> <th>dBuV</th> <th>dB/m</th> <th>dB</th> <th>dB</th> <th>dB</th> </tr> </thead> <tbody> <tr> <td>1</td> <td>4960.00</td> <td>39.98</td> <td>74.00</td> <td>-34.02</td> <td>59.06</td> <td>34.10</td> <td>12.27</td> <td>65.45</td> <td>0.00</td> <td>300</td> <td>350</td> <td>Peak</td> </tr> <tr> <td>2</td> <td>7440.00</td> <td>41.04</td> <td>74.00</td> <td>-32.96</td> <td>55.65</td> <td>35.80</td> <td>14.92</td> <td>65.33</td> <td>0.00</td> <td>100</td> <td>0</td> <td>Peak</td> </tr> </tbody> </table>	Limit	Read	Ant	Cable	Preamp	Aux	APos	TPos	Remark	Freq	Level	Line	Margin	Level	Factor	Loss	Factor	Factor	MHz	dBuV/m	dBuV/m	dB	dBuV	dB/m	dB	dB	dB	1	4960.00	39.98	74.00	-34.02	59.06	34.10	12.27	65.45	0.00	300	350	Peak	2	7440.00	41.04	74.00	-32.96	55.65	35.80	14.92	65.33	0.00	100	0	Peak
Limit	Read	Ant	Cable	Preamp	Aux	APos	TPos	Remark																																																																																																				
Freq	Level	Line	Margin	Level	Factor	Loss	Factor	Factor																																																																																																				
MHz	dBuV/m	dBuV/m	dB	dBuV	dB/m	dB	dB	dB																																																																																																				
1	4960.00	40.32	74.00	-33.68	59.40	34.10	12.27	65.45	0.00	100	308	Peak																																																																																																
2	7440.00	42.20	74.00	-31.80	56.81	35.80	14.92	65.33	0.00	300	0	Peak																																																																																																
Limit	Read	Ant	Cable	Preamp	Aux	APos	TPos	Remark																																																																																																				
Freq	Level	Line	Margin	Level	Factor	Loss	Factor	Factor																																																																																																				
MHz	dBuV/m	dBuV/m	dB	dBuV	dB/m	dB	dB	dB																																																																																																				
1	4960.00	39.98	74.00	-34.02	59.06	34.10	12.27	65.45	0.00	300	350	Peak																																																																																																
2	7440.00	41.04	74.00	-32.96	55.65	35.80	14.92	65.33	0.00	100	0	Peak																																																																																																



Appendix D. Duty Cycle Plots

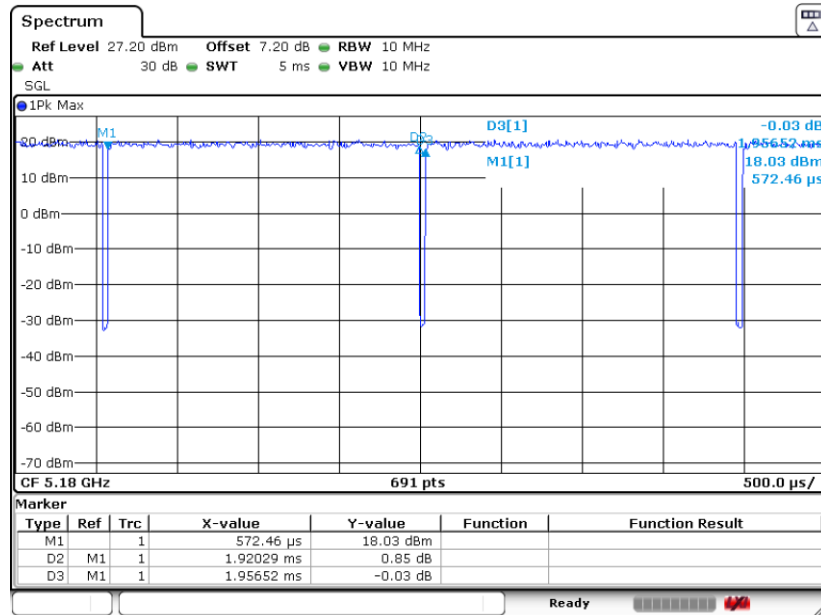
Band	Duty Cycle(%)	T(ms)	1/T(kHz)	VBW Setting
802.11a	98.28	-	-	10HZ
802.11ac VHT20	98.15	-	-	10HZ
802.11ac VHT40	96.46	0.946	1.057	1.1kHz
802.11ac VHT80	92.98	0.461	2.170	2.2kHz

802.11a

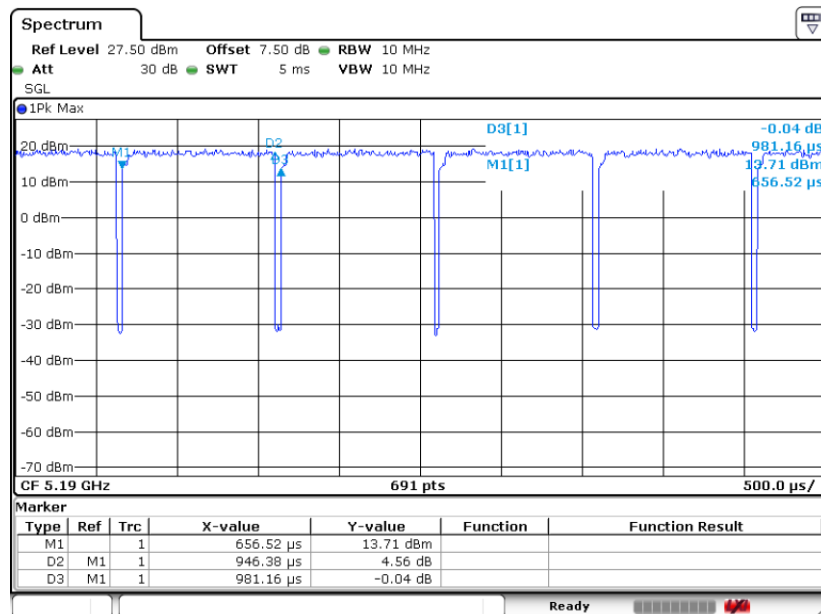




802.11ac VHT20



802.11ac VHT40





802.11ac VHT80

