



FCC RF Test Report

APPLICANT : Motorola Mobility LLC
EQUIPMENT : Mobile Cellular Phone
BRAND NAME : Motorola
MODEL NAME : XT2335-1
FCC ID : IHDT56AJ6
STANDARD : FCC Part 15 Subpart C §15.247
CLASSIFICATION : (DTS) Digital Transmission System
TEST DATE(S) : Oct. 17, 2022 ~ Nov. 01, 2022

We, Sporton International Inc. (Kunshan), would like to declare that the tested sample has been evaluated in accordance with the test procedures and has been in compliance with the applicable technical standards.

The test results in this report apply exclusively to the tested model / sample. Without written approval of Sporton International Inc. (Kunshan), the test report shall not be reproduced except in full.

Jason Jia



Approved by: Jason Jia

Sporton International Inc. (Kunshan)

**No. 1098, Pengxi North Road, Kunshan Economic Development Zone Jiangsu Province 215300
People's Republic of China**



TABLE OF CONTENTS

REVISION HISTORY..... 3

SUMMARY OF TEST RESULT 4

1 GENERAL DESCRIPTION..... 5

 1.1 Applicant 5

 1.2 Manufacturer 5

 1.3 Product Feature of Equipment Under Test..... 5

 1.4 Product Specification of Equipment Under Test..... 5

 1.5 Modification of EUT 5

 1.6 Testing Location 6

 1.7 Test Software 6

 1.8 Applicable Standards..... 6

 1.9 Specification of Accessory 7

2 TEST CONFIGURATION OF EQUIPMENT UNDER TEST..... 8

 2.1 Carrier Frequency Channel 8

 2.2 Test Mode 9

 2.3 Connection Diagram of Test System 10

 2.4 Support Unit used in test configuration and system 11

 2.5 EUT Operation Test Setup 11

 2.6 Measurement Results Explanation Example 11

3 TEST RESULT 12

 3.1 6dB Bandwidth Measurement 12

 3.2 Output Power Measurement..... 13

 3.3 Power Spectral Density Measurement 16

 3.4 Conducted Band Edges and Spurious Emission Measurement 17

 3.5 Radiated Band Edges and Spurious Emission Measurement 18

 3.6 AC Conducted Emission Measurement..... 22

 3.7 Antenna Requirements 24

4 LIST OF MEASURING EQUIPMENT..... 25

5 UNCERTAINTY OF EVALUATION..... 26

APPENDIX A. CONDUCTED TEST RESULTS

APPENDIX B. AC CONDUCTED EMISSION TEST RESULT

APPENDIX C. RADIATED SPURIOUS EMISSION

APPENDIX D. DUTY CYCLE PLOTS

APPENDIX E. SETUP PHOTOGRAPHS



REVISION HISTORY

REPORT NO.	VERSION	DESCRIPTION	ISSUED DATE
FR292106B	Rev. 01	Initial issue of report	Nov. 16, 2022



SUMMARY OF TEST RESULT

Report Section	FCC Rule	Description	Limit	Result	Remark
3.1	15.247(a)(2)	6dB Bandwidth	≥ 0.5MHz	Pass	-
3.1	-	99% Bandwidth	-	Report only	-
3.2	15.247(b)(3)	Peak Output Power	≤ 30dBm	Pass	-
3.3	15.247(e)	Power Spectral Density	≤ 8dBm/3kHz	Pass	-
3.4	15.247(d)	Conducted Band Edges and Spurious Emission	≤ 20dBc	Pass	-
3.5	15.247(d)	Radiated Band Edges and Spurious Emission	15.209(a) & 15.247(d)	Pass	Under limit 5.77 dB at 2498.64 MHz
3.6	15.207	AC Conducted Emission	15.207(a)	Pass	Under limit 8.56 dB at 0.156 MHz
3.7	15.203 & 15.247(b)	Antenna Requirement	15.203 & 15.247(b)	Pass	-

Declaration of Conformity:
The test results with all measurement uncertainty excluded are presented in accordance with the regulation limits or requirements declared by manufacturers.
Comments and Explanations:
The declared of product specification for EUT presented in the report are provided by the manufacturer, and the manufacturer takes all the responsibilities for the accuracy of product specification.



1 General Description

1.1 Applicant

Motorola Mobility LLC
222 W,Merchandise Mart Plaza, Chicago IL 60654 USA

1.2 Manufacturer

Motorola Mobility LLC
222 W,Merchandise Mart Plaza, Chicago IL 60654 USA

1.3 Product Feature of Equipment Under Test

Product Feature	
Equipment	Mobile Cellular Phone
Brand Name	Motorola
Model Name	XT2335-1
FCC ID	IHDT56AJ6
IMEI Code	Conducted: 352691660026675/352691660026683 Conduction: 352691660027319/352691660027327 Radiation:352691660027178/352691660027186
HW Version	DVT2
SW Version	TTP33.24
EUT Stage	Identical Prototype

Remark: The above EUT's information was declared by manufacturer. Please refer to the specifications or user's manual for more detailed description.

1.4 Product Specification of Equipment Under Test

Standards-related Product Specification	
Tx/Rx Frequency Range	2402 MHz ~ 2480 MHz
Number of Channels	40
Carrier Frequency of Each Channel	40 Channel(37 hopping + 3 advertising channel)
Maximum Output Power to Antenna	BLE1Mbps2.63 dBm (0.0018 W) BLE2Mbps2.79 dBm (0.0019 W)
Antenna Type / Gain	IFA Antenna type with gain -4.5 dBi
Type of Modulation	Bluetooth LE : GFSK

1.5 Modification of EUT

No modifications are made to the EUT during all test items.



1.6 Testing Location

Sporton International Inc. (Kunshan) is accredited to ISO/IEC 17025:2017 by American Association for Laboratory Accreditation with Certificate Number 5145.02.

Test Firm	Sporton International Inc. (Kunshan)		
Test Site Location	No. 1098, Pengxi North Road, Kunshan Economic Development Zone Jiangsu Province 215300 People's Republic of China TEL : +86-512-57900158 FAX : +86-512-57900958		
Test Site No.	Sporton Site No.	FCC Designation No.	FCC Test Firm Registration No.
	CO01-KS 03CH03-KS TH01-KS	CN1257	314309

1.7 Test Software

Item	Site	Manufacturer	Name	Version
1.	03CH03-KS	AUDIX	E3	6.2009-8-24al
2.	CO01-KS	AUDIX	E3	6.2009-8-24

1.8 Applicable Standards

According to the specifications of the manufacturer, the EUT must comply with the requirements of the following standards:

- 47 CFR Part 15 Subpart C §15.247
- FCC KDB 558074 D01 15.247 Meas Guidance v05r02
- ANSI C63.10-2013

Remark:

1. All test items were verified and recorded according to the standards and without any deviation during the test.
2. This EUT has also been tested and complied with the requirements of FCC Part 15, Subpart B, recorded in a separate test report.



1.9 Specification of Accessory

Specification of Accessory			
AC Adapter 1(US)	Brand Name	Motorola(AOHAI)	Model Name MC-101
AC Adapter 1(EU)	Brand Name	Motorola(AOHAI)	Model Name MC-102
AC Adapter 1(UK)	Brand Name	Motorola(AOHAI)	Model Name MC-103
AC Adapter 1(AU)	Brand Name	Motorola(AOHAI)	Model Name MC-105
AC Adapter 2(US)	Brand Name	Motorola(Chenyang)	Model Name MC-101
AC Adapter 2(EU)	Brand Name	Motorola(Chenyang)	Model Name MC-102
AC Adapter 2(UK)	Brand Name	Motorola(Chenyang)	Model Name MC-103
AC Adapter 2(AU)	Brand Name	Motorola(Chenyang)	Model Name MC-105
AC Adapter 3(US)	Brand Name	Motorola(Salcomp)	Model Name MC-101
AC Adapter 3(EU)	Brand Name	Motorola(Salcomp)	Model Name MC-102
AC Adapter 3(UK)	Brand Name	Motorola(Salcomp)	Model Name MC-103
AC Adapter 3(AU)	Brand Name	Motorola(Salcomp)	Model Name MC-105
AC Adapter 4(US)	Brand Name	Motorola(Salcomp)	Model Name MC-201L
AC Adapter 4(EU)	Brand Name	Motorola(Salcomp)	Model Name MC-202L
AC Adapter 4(AR)	Brand Name	Motorola(Salcomp)	Model Name MC-206L
AC Adapter 4(BR)	Brand Name	Motorola(Salcomp)	Model Name MC-207L
AC Adapter 4(CHILE)	Brand Name	Motorola(Salcomp)	Model Name MC-209L
AC Adapter 5(US)	Brand Name	Motorola(AOHAI)	Model Name MC-201L
AC Adapter 5(EU)	Brand Name	Motorola(AOHAI)	Model Name MC-202L
AC Adapter 5(AR)	Brand Name	Motorola(AOHAI)	Model Name MC-206L
AC Adapter 6(BR)	Brand Name	Motorola(Chenyang)	Model Name MC-207
Battery 1	Brand Name	Motorola(ATL)	Model Name NH50
Battery 2	Brand Name	Motorola(SUNWODA)	Model Name NH50
Earphone 1	Brand Name	Motorola(New Leader)	Model Name MH202
Earphone 2	Brand Name	Motorola(Lyand)	Model Name MH202
USB Cable 1	Brand Name	Motorola(kawakami)	Model Name S928D67706
USB Cable 2	Brand Name	Motorola(Beauford)	Model Name S928D70140



2 Test Configuration of Equipment Under Test

2.1 Carrier Frequency Channel

Frequency Band	Channel	Freq. (MHz)	Channel	Freq. (MHz)
2400-2483.5 MHz	0	2402	21	2444
	1	2404	22	2446
	2	2406	23	2448
	3	2408	24	2450
	4	2410	25	2452
	5	2412	26	2454
	6	2414	27	2456
	7	2416	28	2458
	8	2418	29	2460
	9	2420	30	2462
	10	2422	31	2464
	11	2424	32	2466
	12	2426	33	2468
	13	2428	34	2470
	14	2430	35	2472
	15	2432	36	2474
	16	2434	37	2476
	17	2436	38	2478
	18	2438	39	2480
	19	2440	-	-
20	2442	-	-	



2.2 Test Mode

- a. The EUT has been associated with peripherals and configuration operated in a manner tended to maximize its emission characteristics in a typical application. Frequency range investigated: conduction emission (150 kHz to 30 MHz), radiation emission (9 kHz to the 10th harmonic of the highest fundamental frequency or to 40 GHz, whichever is lower). For radiated measurement, pre-scanned in three orthogonal panels, X, Y, Z. The worst cases (X plane) were recorded in this report.
- b. AC power line Conducted Emission was tested under maximum output power.

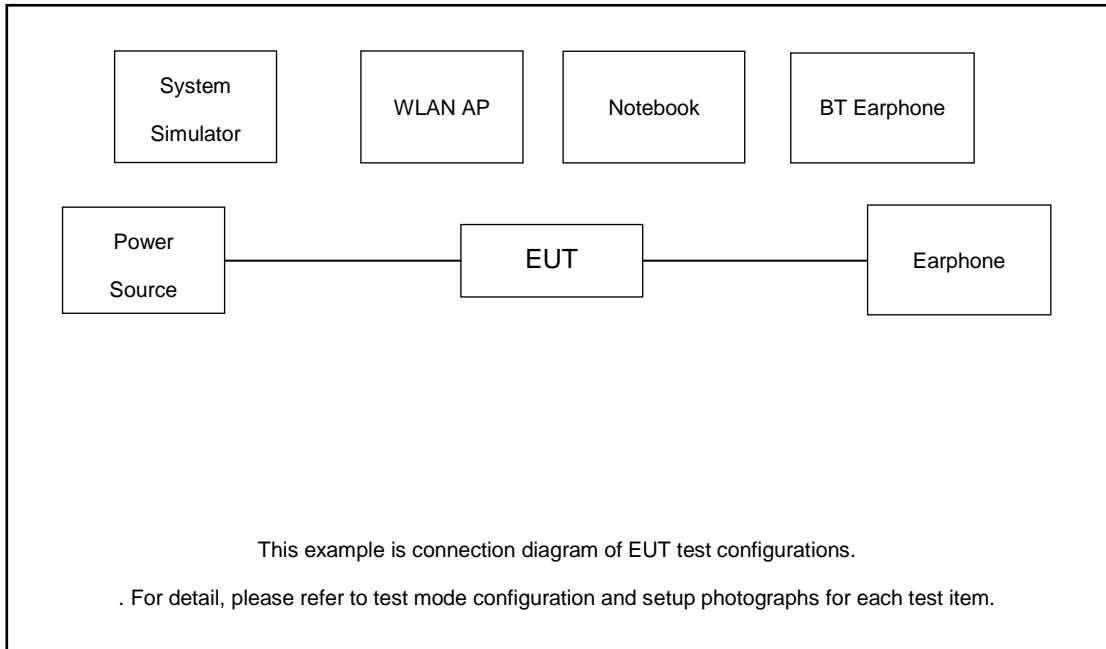
The following summary table is showing all test modes to demonstrate in compliance with the standard.

Summary table of Test Cases	
Test Item	Data Rate / Modulation
	Bluetooth – LE / GFSK
Conducted TCs	Mode 1: Bluetooth Tx CH00_2402 MHz Mode 2: Bluetooth Tx CH19_2440 MHz Mode 3: Bluetooth Tx CH39_2480 MHz
Radiated TCs	Mode 1: Bluetooth Tx CH00_2402 MHz Mode 2: Bluetooth Tx CH19_2440 MHz Mode 3: Bluetooth Tx CH39_2480 MHz
AC Conducted Emission	Mode 1: GSM850 Idle+ WLAN Link(2.4G) + Adaptor(3)+Earphone(1)+USB Cable(1)
Remark: For Radiated Test Cases, The tests were performance with Adapter 5, Earphone 2 and, USB Cable 2	

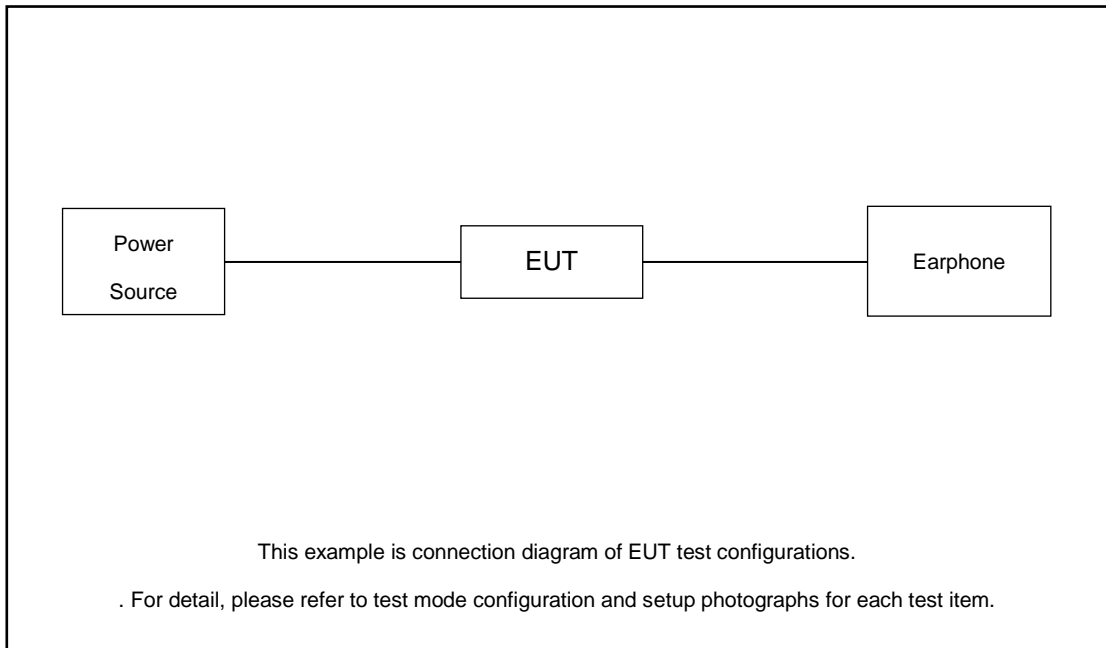
CO-location
Bluetooth-LE 2Mbps Tx + Part 27Q Band42 Link

2.3 Connection Diagram of Test System

AC Conducted Emission:



Radiated Emission:



2.4 Support Unit used in test configuration and system

Item	Equipment	Trade Name	Model Name	FCC ID	Data Cable	Power Cord
1.	WLAN AP	D-Link	DIR-655	KA21R655B1	N/A	Unshielded, 1.8 m
2.	System Simulator	R&S	CMU 200	N/A	N/A	Unshielded, 1.8 m
3.	Notebook	Lenovo	G480	QDS-BRCM1050I	N/A	shielded cable DC O/P 1.8m , Unshielded AC I/P cable 1.8m
4.	Bluetooth Earphone	Lenovo	LBH308	N/A	N/A	N/A
5.	SD Card	Kingston	8GB	N/A	N/A	N/A

2.5 EUT Operation Test Setup

For BLE function, the engineering test program was provided and enabled to make EUT continuous transmit.

For AC power line conducted emissions, the EUT was set to connect with the WLAN AP under large package sizes transmission.

2.6 Measurement Results Explanation Example

For all conducted test items:

The offset level is set in the spectrum analyzer to compensate the RF cable loss and attenuator factor between EUT conducted output port and spectrum analyzer. With the offset compensation, the spectrum analyzer reading level is exactly the EUT RF output level.

Example :

The spectrum analyzer offset is derived from RF cable loss and attenuator factor.

Offset = RF cable loss + attenuator factor.

Following shows an offset computation example with cable loss 2.89 dB and 10dB attenuator.

$$\begin{aligned}
 \text{Offset(dB)} &= \text{RF cable loss(dB)} + \text{attenuator factor(dB)}. \\
 &= 2.89 + 10 = 12.89 \text{ (dB)}
 \end{aligned}$$

3 Test Result

3.1 6dB Bandwidth Measurement

3.1.1 Limit of 6dB Bandwidth

The minimum 6 dB bandwidth shall be at least 500 kHz.

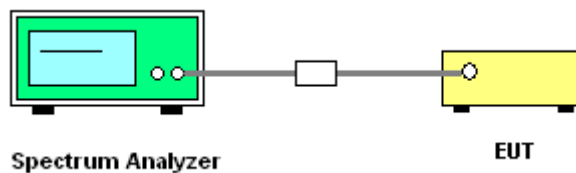
3.1.2 Measuring Instruments

The section 4.0 of List of Measuring Equipment of this test report is used for test.

3.1.3 Test Procedures

1. The testing follows ANSI C63.10-2013 clause 11.8
2. The RF output of EUT was connected to the spectrum analyzer by RF cable and attenuator. The path loss was compensated to the results for each measurement.
3. Set to the maximum power setting and enable the EUT transmit continuously.
4. Make the measurement with the spectrum analyzer's resolution bandwidth (RBW) = 100 kHz. Set the Video bandwidth (VBW) = 300 kHz. In order to make an accurate measurement. The 6 dB bandwidth must be greater than 500 kHz.
5. Measure and record the results in the test report.

3.1.4 Test Setup



3.1.5 Test Result of 6dB Bandwidth

Please refer to Appendix A.

3.2 Output Power Measurement

3.2.1 Limit of Output Power

For systems using digital modulation in the 2400-2483.5MHz, the limit for peak output power is 30dBm. If transmitting antenna of directional gain greater than 6dBi is used, the peak output power from the intentional radiator shall be reduced below the above stated value by the amount in dB that the directional gain of the antenna exceeds 6 dBi. In case of point-to-point operation, the limit has to be reduced by 1dB for every 3dB that the directional gain of the antenna exceeds 6dBi.

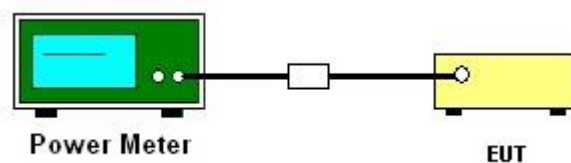
3.2.2 Measuring Instruments

The section 4.0 of List of Measuring Equipment of this test report is used for test.

3.2.3 Test Procedures

1. The testing follows the Measurement Procedure of ANSI C63.10-2013 clause 11.9.1.3 PKPM1 Peak power meter or ANSI C63.10-2013 clause 11.9.2.3.1 Method AVGPM method.
2. The RF output of EUT was connected to the power meter by RF cable and attenuator. The path loss was compensated to the results for each measurement.
3. Set to the maximum power setting and enable the EUT transmit continuously.
4. Measure the conducted output power and record the results in the test report.

3.2.4 Test Setup





3.2.5 Test Result of Peak Output Power

Mod.	Data Rate	NTX	CH.	Freq. (MHz)	Peak Conducted Power (dBm)	Conducted Power Limit (dBm)	DG (dBi)	EIRP Power (dBm)	EIRP Power Limit (dBm)	Pass /Fail
BLE	1Mbps	1	0	2402	1.75	30.00	-4.50	-2.75	36.00	Pass
BLE	1Mbps	1	19	2440	1.84	30.00	-4.50	-2.66	36.00	Pass
BLE	1Mbps	1	39	2480	2.63	30.00	-4.50	-1.87	36.00	Pass

Mod.	Data Rate	NTX	CH.	Freq. (MHz)	Peak Conducted Power (dBm)	Conducted Power Limit (dBm)	DG (dBi)	EIRP Power (dBm)	EIRP Power Limit (dBm)	Pass /Fail
BLE	2Mbps	1	0	2402	1.87	30.00	-4.50	-2.63	36.00	Pass
BLE	2Mbps	1	19	2440	1.85	30.00	-4.50	-2.65	36.00	Pass
BLE	2Mbps	1	39	2480	2.79	30.00	-4.50	-1.71	36.00	Pass



3.2.6 Test Result of Average Output Power (Reporting Only)

Mod.	Data Rate	NTX	CH.	Freq. (MHz)	Duty Factor (dB)	Average Conducted Power (dBm)
BLE	1Mbps	1	0	2402	2.06	1.49
BLE	1Mbps	1	19	2440	2.06	1.58
BLE	1Mbps	1	39	2480	2.06	2.61

Mod.	Data Rate	NTX	CH.	Freq. (MHz)	Duty Factor (dB)	Average Conducted Power (dBm)
BLE	2Mbps	1	0	2402	4.83	1.45
BLE	2Mbps	1	19	2440	4.83	1.61
BLE	2Mbps	1	39	2480	4.83	2.64

3.3 Power Spectral Density Measurement

3.3.1 Limit of Power Spectral Density

The peak power spectral density shall not be greater than 8dBm in any 3kHz band at any time interval of continuous transmission.

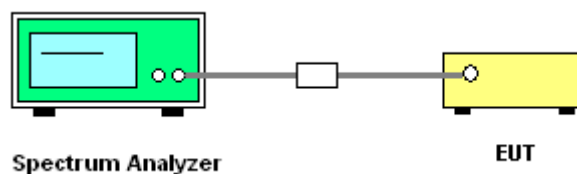
3.3.2 Measuring Instruments

The section 4.0 of List of Measuring Equipment of this test report is used for test.

3.3.3 Test Procedures

1. The testing follows Measurement Procedure of ANSI C63.10-2013 clause 11.10.2 Method PKPSD.
2. The RF output of EUT was connected to the spectrum analyzer by RF cable and attenuator. The path loss was compensated to the results for each measurement.
3. Set to the maximum power setting and enable the EUT transmit continuously.
4. Make the measurement with the spectrum analyzer's resolution bandwidth (RBW) = 3 kHz. Video bandwidth VBW = 10 kHz In order to make an accurate measurement, set the span to 1.5 times DTS Channel Bandwidth. (6dB BW)
5. Detector = peak, Sweep time = auto couple, Trace mode = max hold, Allow trace to fully stabilize. Use the peak marker function to determine the maximum power level.
6. Measure and record the results in the test report.
7. The Measured power density (dBm)/ 100kHz is a reference level and used as 20dBc down limit line for Conducted Band Edges and Conducted Spurious Emission.

3.3.4 Test Setup



3.3.5 Test Result of Power Spectral Density

Please refer to Appendix A.

3.4 Conducted Band Edges and Spurious Emission Measurement

3.4.1 Limit of Conducted Band Edges and Spurious Emission

All harmonics/spurious must be at least 20 dB down from the highest emission level within the authorized band.

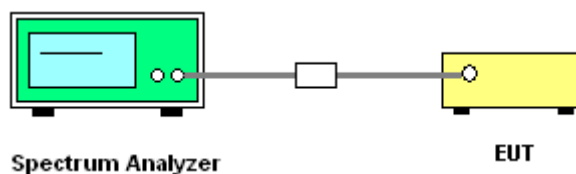
3.4.2 Measuring Instruments

The section 4.0 of List of Measuring Equipment of this test report is used for test.

3.4.3 Test Procedure

1. The testing follows ANSI C63.10-2013 clause 11.13
2. The RF output of EUT was connected to the spectrum analyzer by RF cable and attenuator. The path loss was compensated to the results for each measurement.
3. Set to the maximum power setting and enable the EUT transmit continuously.
4. Set RBW = 100 kHz, VBW=300 kHz, Peak Detector. Unwanted Emissions measured in any 100 kHz bandwidth outside of the authorized frequency band shall be attenuated by at least 20 dB relative to the maximum in-band peak PSD level in 100 kHz when maximum peak conducted output power procedure is used. If the transmitter complies with the conducted power limits based on the use of RMS averaging over a time interval, the attenuation required under this paragraph shall be 30 dB instead of 20 dB.
5. Measure and record the results in the test report.
6. The RF fundamental frequency should be excluded against the limit line in the operating frequency band.

3.4.4 Test Setup



3.4.5 Test Result of Conducted Band Edges Plots

Please refer to Appendix A.

3.4.6 Test Result of Conducted Spurious Emission Plots

Please refer to Appendix A.



3.5 Radiated Band Edges and Spurious Emission Measurement

3.5.1 Limit of Radiated Band Edges and Spurious Emission

In any 100 kHz bandwidth outside the intentional radiator frequency band, all harmonics/spurious must be at least 20 dB below the highest emission level within the authorized band. If the output power of this device was measured by spectrum analyzer, the attenuation under this paragraph shall be 30 dB instead of 20 dB. In addition, radiated emissions which fall in the restricted bands must also comply with the limits as below.

Frequency (MHz)	Field Strength (microvolts/meter)	Measurement Distance (meters)
0.009 – 0.490	2400/F(kHz)	300
0.490 – 1.705	24000/F(kHz)	30
1.705 – 30.0	30	30
30 – 88	100	3
88 – 216	150	3
216 - 960	200	3
Above 960	500	3

3.5.2 Measuring Instruments

The section 4.0 of List of Measuring Equipment of this test report is used for test.

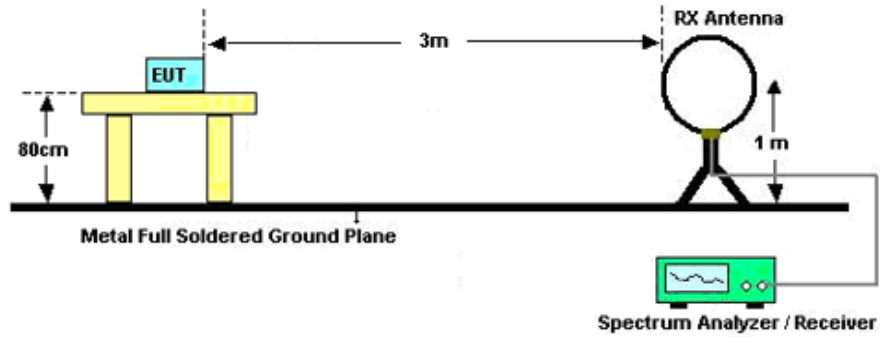


3.5.3 Test Procedures

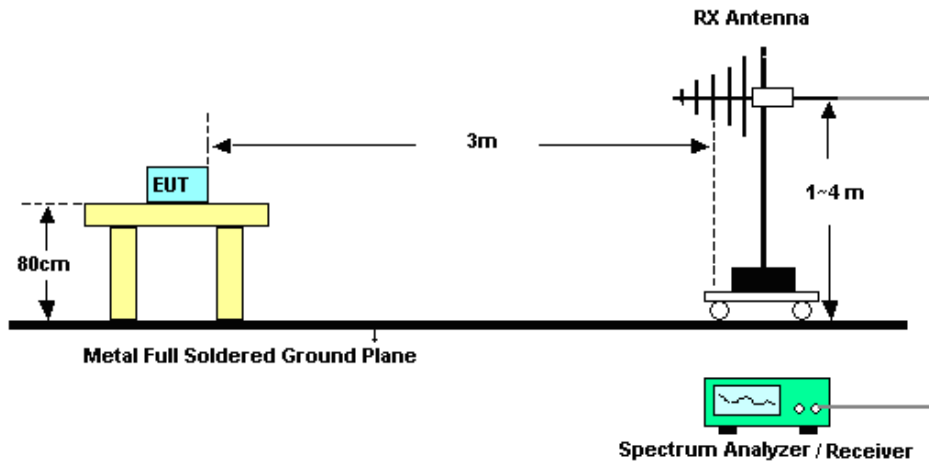
1. The testing follows ANSI C63.10-2013 clause 11.11 & 11.12
2. The EUT was arranged to its worst case and then tune the antenna tower (from 1 m to 4 m) and turntable (from 0 degree to 360 degrees) to find the maximum reading. A pre-amp and a high pass filter are used for the test in order to get better signal level.
3. The EUT was placed on a turntable with 0.8 meter for frequency below 1GHz and 1.5 meter for frequency above 1GHz respectively above ground.
4. The EUT was set 3 meters from the interference receiving antenna, which was mounted on the top of a variable height antenna tower.
5. Corrected Reading: Antenna Factor + Cable Loss + Read Level - Preamp Factor = Level
6. For testing below 1GHz, if the emission level of the EUT in peak mode was 3 dB lower than the limit specified, then peak values of EUT will be reported, otherwise, the emissions will be repeated one by one using the CISPR quasi-peak method and reported.
7. For testing above 1GHz, the emission level of the EUT in peak mode was 20dB lower than peak limit (that means the emission level in average mode also complies with the limit in average mode), then peak values of EUT will be reported, otherwise, the emissions will be measured in average mode again and reported.
8. Use the following spectrum analyzer settings:
 - (1) Span shall wide enough to fully capture the emission being measured;
 - (2) Set RBW=100 kHz for $f < 1$ GHz; $VBW \geq RBW$; Sweep = auto; Detector function = peak; Trace = max hold;
 - (3) Set RBW = 1 MHz, VBW= 3MHz for $f \geq 1$ GHz for peak measurement.
For average measurement:
 - $VBW = 10$ Hz, when duty cycle is no less than 98 percent.
 - $VBW \geq 1/T$, when duty cycle is less than 98 percent where T is the minimum transmission duration over which the transmitter is on and is transmitting at its maximum power control level for the tested mode of operation.

3.5.4 Test Setup

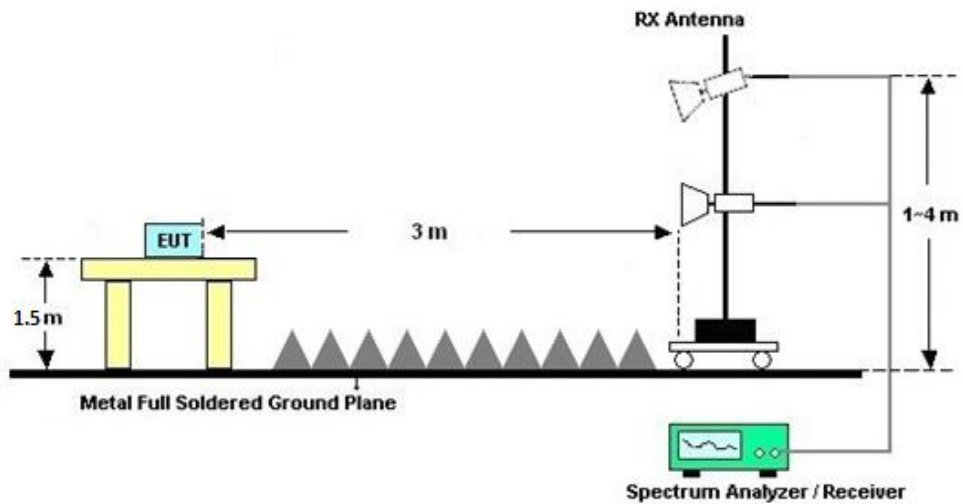
For radiated emissions below 30MHz



For radiated emissions from 30MHz to 1GHz



For radiated emissions above 1GHz





3.5.5 Test Results of Radiated Spurious Emissions (9 kHz ~ 30 MHz)

The low frequency, which started from 9 kHz to 30MHz, was pre-scanned and the result which was 20dB lower than the limit line was not reported.

There is a comparison data of both open-field test site and semi-Anechoic chamber, and the result came out very similar.

3.5.6 Test Result of Radiated Spurious at Band Edges

Please refer to Appendix C.

3.5.7 Duty Cycle

Please refer to Appendix D.

3.5.8 Test Result of Radiated Spurious Emission (30MHz ~ 10th Harmonic or 40GHz, whichever is lower)

Please refer to Appendix C.



3.6 AC Conducted Emission Measurement

3.6.1 Limit of AC Conducted Emission

For equipment that is designed to be connected to the public utility (AC) power line, the radio frequency voltage that is conducted back onto the AC power line on any frequency or frequencies within the band 150 kHz to 30 MHz shall not exceed the limits in the following table.

Frequency of emission (MHz)	Conducted limit (dBµV)	
	Quasi-peak	Average
0.15-0.5	66 to 56*	56 to 46*
0.5-5	56	46
5-30	60	50

*Decreases with the logarithm of the frequency.

3.6.2 Measuring Instruments

The section 4.0 of List of Measuring Equipment of this test report is used for test.

3.6.3 Test Procedures

1. The EUT was placed 0.4 meter from the conducting wall of the shielding room was kept at least 80 centimeters from any other grounded conducting surface.
2. Connect EUT to the power mains through a line impedance stabilization network (LISN).
3. All the support units are connecting to the other LISN.
4. The LISN provides 50 ohm coupling impedance for the measuring instrument.
5. The FCC states that a 50 ohm, 50 microhenry LISN should be used.
6. Both sides of AC line were checked for maximum conducted interference.
7. The frequency range from 150 kHz to 30 MHz was searched.
8. Set the test-receiver system to Peak Detect Function and specified bandwidth (IF Bandwidth = 9kHz) with Maximum Hold Mode. Then measurement is also conducted by Average Detector and Quasi-Peak Detector Function respectively.

3.6.4 Test Setup



3.6.5 Test Result of AC Conducted Emission

Please refer to Appendix B.



3.7 Antenna Requirements

3.7.1 Standard Applicable

If directional gain of transmitting antennas is greater than 6dBi, the power shall be reduced by the same level in dB comparing to gain minus 6dBi. The use of a permanently attached antenna or of an antenna that uses a unique coupling to the intentional radiator shall be considered sufficient to comply with the rule.

3.7.2 Antenna Anti-Replacement Construction

An embedded-in antenna design is used.

3.7.3 Antenna Gain

The antenna peak gain of EUT is less than 6 dBi. Therefore, it is not necessary to reduce maximum peak output power limit.



4 List of Measuring Equipment

Instrument	Manufacturer	Model No.	Serial No.	Characteristics	Calibration Date	Test Date	Due Date	Remark
Spectrum Analyzer	R&S	FSV40	101040	10Hz~40GHz	Apr. 12, 2022	Oct. 17, 2022	Apr. 11, 2023	Conducted (TH01-KS)
Pulse Power Sensor	Anritsu	MA2411B	0917070	300MHz~40GHz	Jan. 05, 2022	Oct. 17, 2022	Jan. 04, 2023	Conducted (TH01-KS)
Power Meter	Anritsu	ML2495A	1005002	50MHz Bandwidth	Jan. 05, 2022	Oct. 17, 2022	Jan. 04, 2023	Conducted (TH01-KS)
EMI Test Receiver	Keysight	N9038A	MY56400004	3Hz~8.5GHz;Max 30dBm	Oct. 13, 2022	Nov. 01, 2022	Oct. 12, 2023	Radiation (03CH03-KS)
EXA Spectrum Analyzer	Keysight	N9010A	MY55150244	10Hz~44GHz	May 24, 2022	Nov. 01, 2022	May. 23, 2023	Radiation (03CH03-KS)
Loop Antenna	R&S	HFH2-Z2	100321	9kHz~30MHz	Oct. 16, 2022	Nov. 01, 2022	Oct. 15, 2023	Radiation (03CH03-KS)
Bilog Antenna	TeseQ	CBL6112D	23182	30MHz~1GHz	Dec. 22, 2021	Nov. 01, 2022	Dec. 21, 2022	Radiation (03CH03-KS)
Double Ridge Horn Antenna	ETS-Lindgren	3117	75959	1GHz~18GHz	Dec. 24, 2021	Nov. 01, 2022	Dec. 23, 2022	Radiation (03CH03-KS)
SHF-EHF Horn	com-power	AH-840	101115	18GHz~40GHz	Dec. 23, 2021	Nov. 01, 2022	Dec. 22, 2022	Radiation (03CH03-KS)
Amplifier	SONOMA	310N	187289	30MHz~1000MHz	May. 24, 2022	Nov. 01, 2022	May. 23, 2023	Radiation (03CH03-KS)
Amplifier	EM	EM18G40GA	060851	18~40GHz	Jan , 05, 2022	Nov. 01, 2022	Jan , 04, 2023	Radiation (03CH03-KS)
high gain Amplifier	MITEQ	AMF-7D-00101800-30-10P	2082394	1Ghz-18Ghz	Jan , 05, 2022	Nov. 01, 2022	Jan , 04, 2023	Radiation (03CH03-KS)
Amplifier	Keysight	83017A	MY53270319	1GHz~26.5GHz	Oct. 12, 2022	Nov. 01, 2022	Oct. 11, 2023	Radiation (03CH03-KS)
AC Power Source	Chroma	61601	F104090004	N/A	NCR	Nov. 01, 2022	NCR	Radiation (03CH03-KS)
Turn Table	ChamPro	EM 1000-T	060762-T	0~360 degree	NCR	Nov. 01, 2022	NCR	Radiation (03CH03-KS)
Antenna Mast	ChamPro	EM 1000-A	060762-A	1 m~4 m	NCR	Nov. 01, 2022	NCR	Radiation (03CH03-KS)
EMI Receiver	R&S	ESC17	100768	9kHz~7GHz;	Apr. 20, 2022	Oct. 28, 2022	Apr. 19, 2023	Conduction (CO01-KS)
AC LISN (for auxiliary equipment)	MessTec	AN3016	060103	9kHz~30MHz	Oct. 13, 2022	Oct. 28, 2022	Oct. 12, 2023	Conduction (CO01-KS)
AC LISN	R&S	ENV216	100334	9kHz~30MHz	May. 24, 2022	Oct. 28, 2022	May. 23, 2023	Conduction (CO01-KS)
AC Power Source	Chroma	61602	ABP000000811	AC 0V~300V, 45Hz~1000Hz	Oct. 12, 2022	Oct. 28, 2022	Oct. 11, 2023	Conduction (CO01-KS)

NCR: No Calibration Required



5 Uncertainty of Evaluation

The measurement uncertainties shown below were calculated in accordance with the requirements of ANSI 63.10-2013. All the measurement uncertainty value were shown with a coverage K=2 to indicate 95% level of confidence. The measurement data show herein meets or exceeds the CISPR measurement uncertainty values specified in CISPR 16-4-2 and can be compared directly to specified limit to determine compliance.

Uncertainty of Conducted Measurement

Test Item	Uncertainty
Conducted Power	±0.46 dB
Conducted Emissions	±0.48 dB
Occupied Channel Bandwidth	±0.001 %

Uncertainty of Conducted Emission Measurement (150 kHz ~ 30 MHz)

Measuring Uncertainty for a Level of Confidence of 95% (U = 2Uc(y))	2.78dB
---	--------

Uncertainty of Radiated Emission Measurement (30 MHz ~ 1000 MHz)

Measuring Uncertainty for a Level of Confidence of 95% (U = 2Uc(y))	4.0dB
---	-------

Uncertainty of Radiated Emission Measurement (1000 MHz ~ 18000 MHz)

Measuring Uncertainty for a Level of Confidence of 95% (U = 2Uc(y))	5.0dB
---	-------

Uncertainty of Radiated Emission Measurement (18000 MHz ~ 40000 MHz)

Measuring Uncertainty for a Level of Confidence of 95% (U = 2Uc(y))	5.0dB
---	-------

----- THE END -----



Appendix A. Conducted Test Results



Ambient Condition: <u>25</u> °C, <u>45</u> %RH
According Standard: ■Part15C
Test Date: <u>2022.10.17</u> Test Engineer: <u>Gene Wang</u>

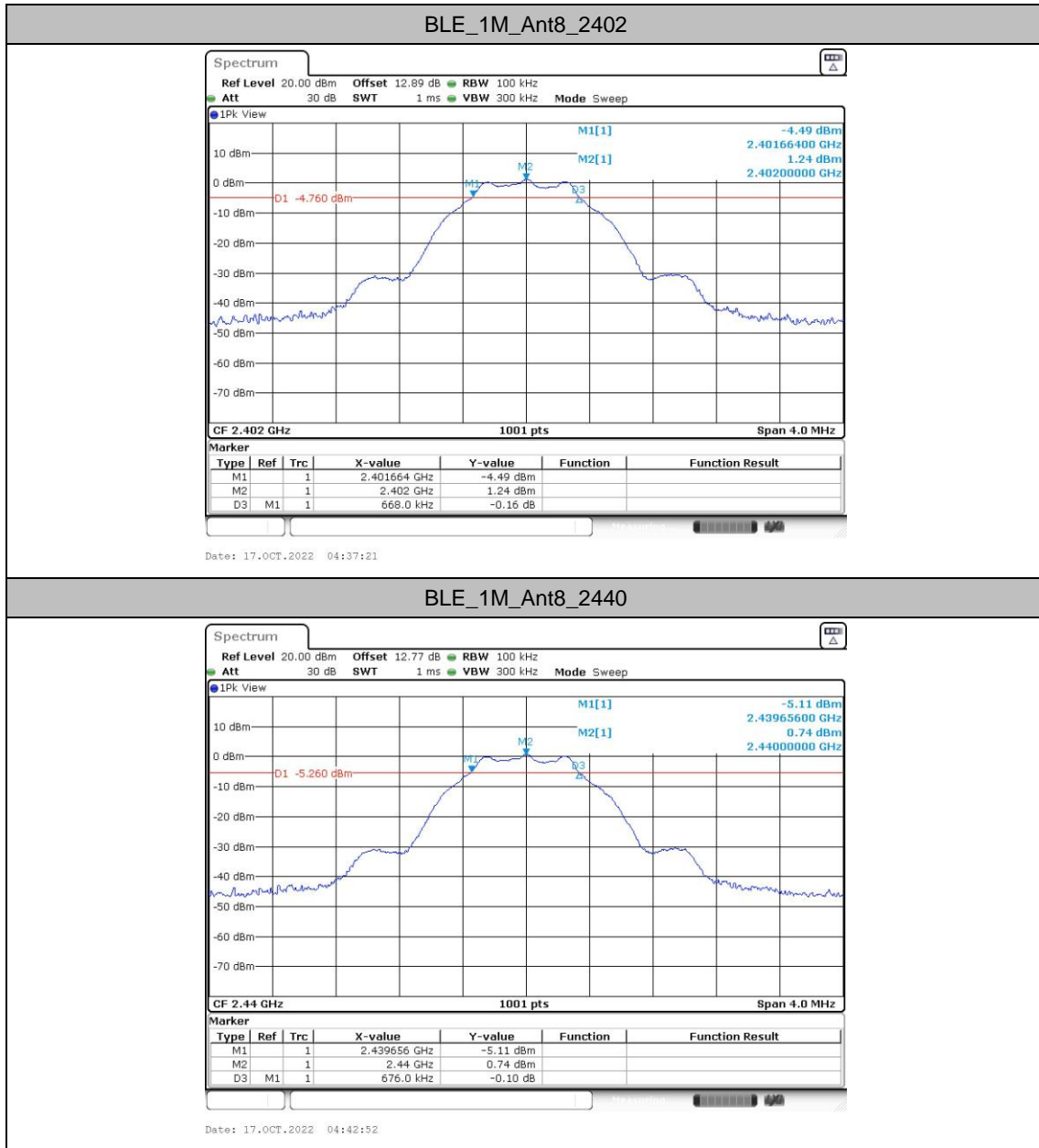
DTS Bandwidth

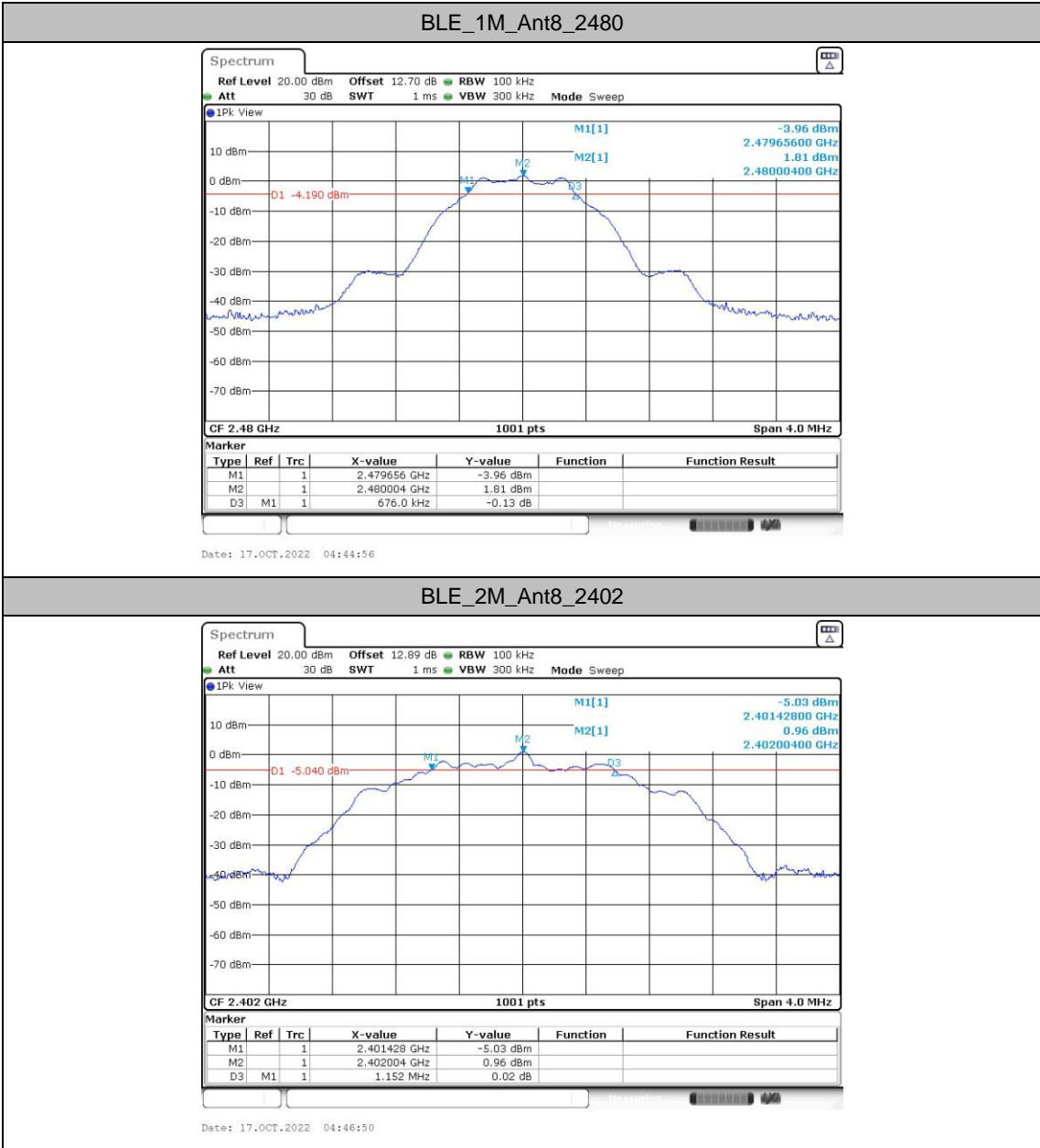
Test Result

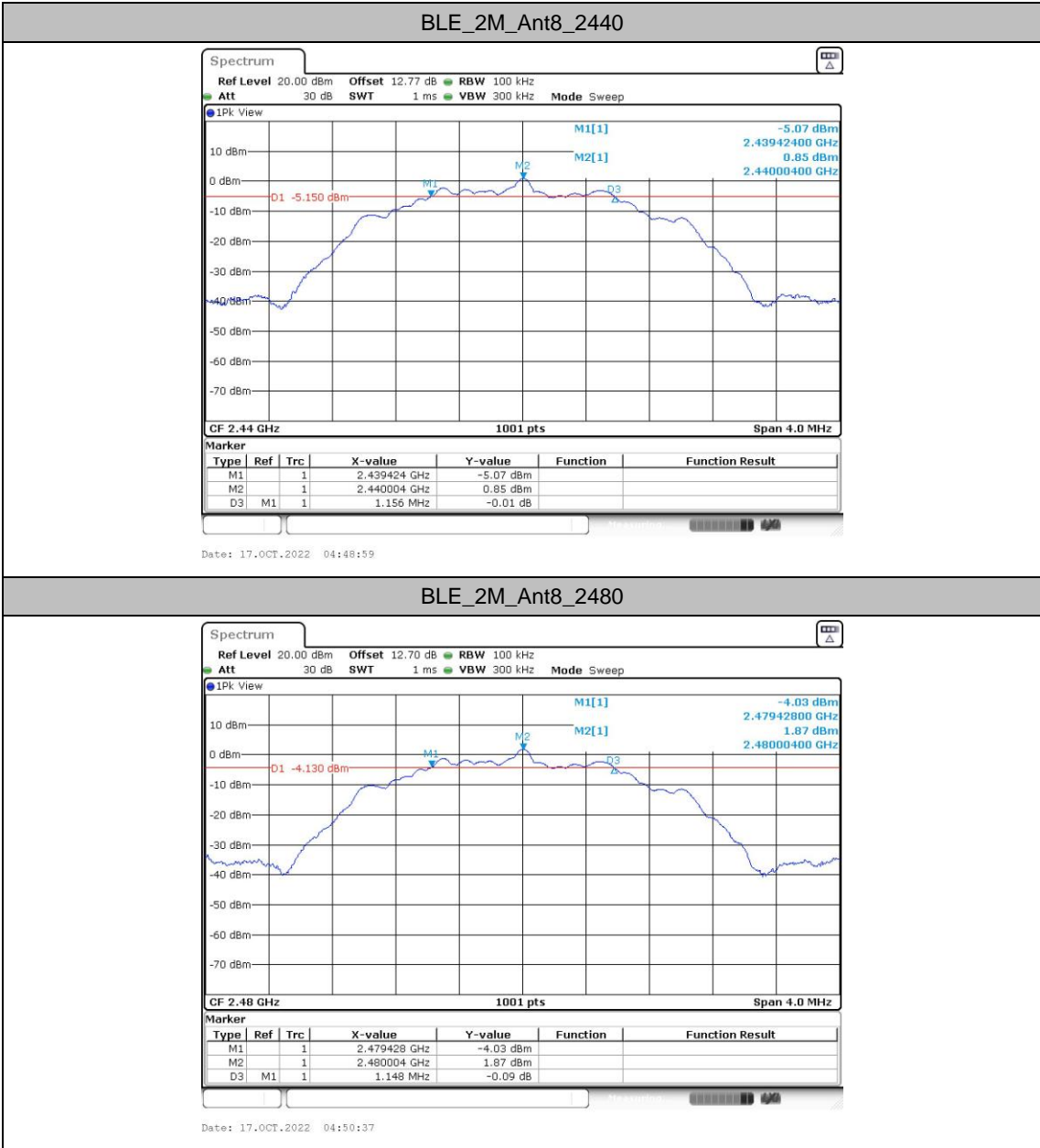
TestMode	Antenna	Freq(MHz)	DTS BW [MHz]	FL[MHz]	FH[MHz]	Limit[MHz]	Verdict
BLE_1M	Ant8	2402	0.67	2401.66	2402.33	0.5	PASS
		2440	0.68	2439.66	2440.33	0.5	PASS
		2480	0.68	2479.66	2480.33	0.5	PASS
BLE_2M	Ant8	2402	1.15	2401.43	2402.58	0.5	PASS
		2440	1.16	2439.42	2440.58	0.5	PASS
		2480	1.15	2479.43	2480.58	0.5	PASS



Test Graphs






BLE_2M_Ant8_2480



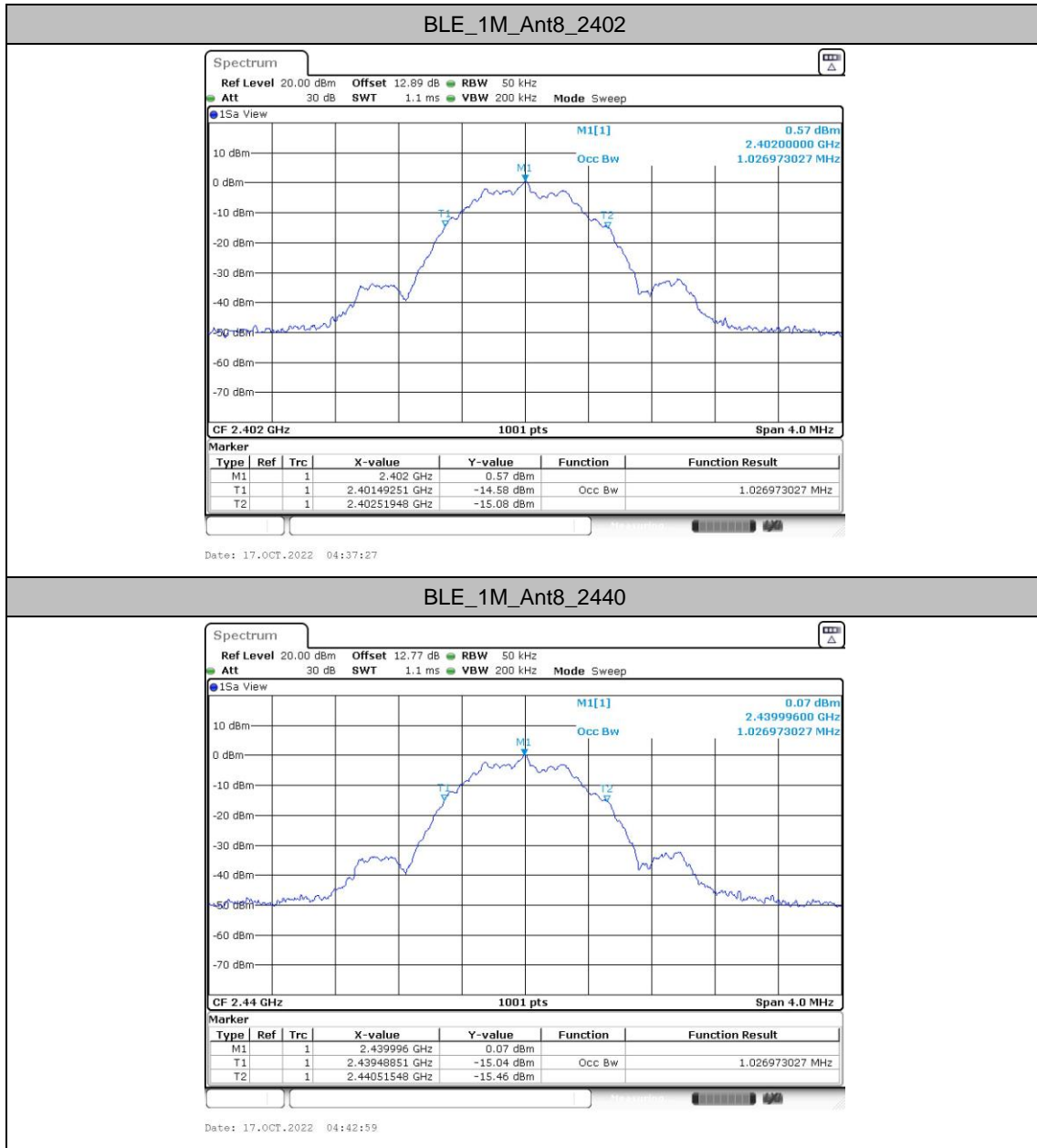
Occupied Channel Bandwidth

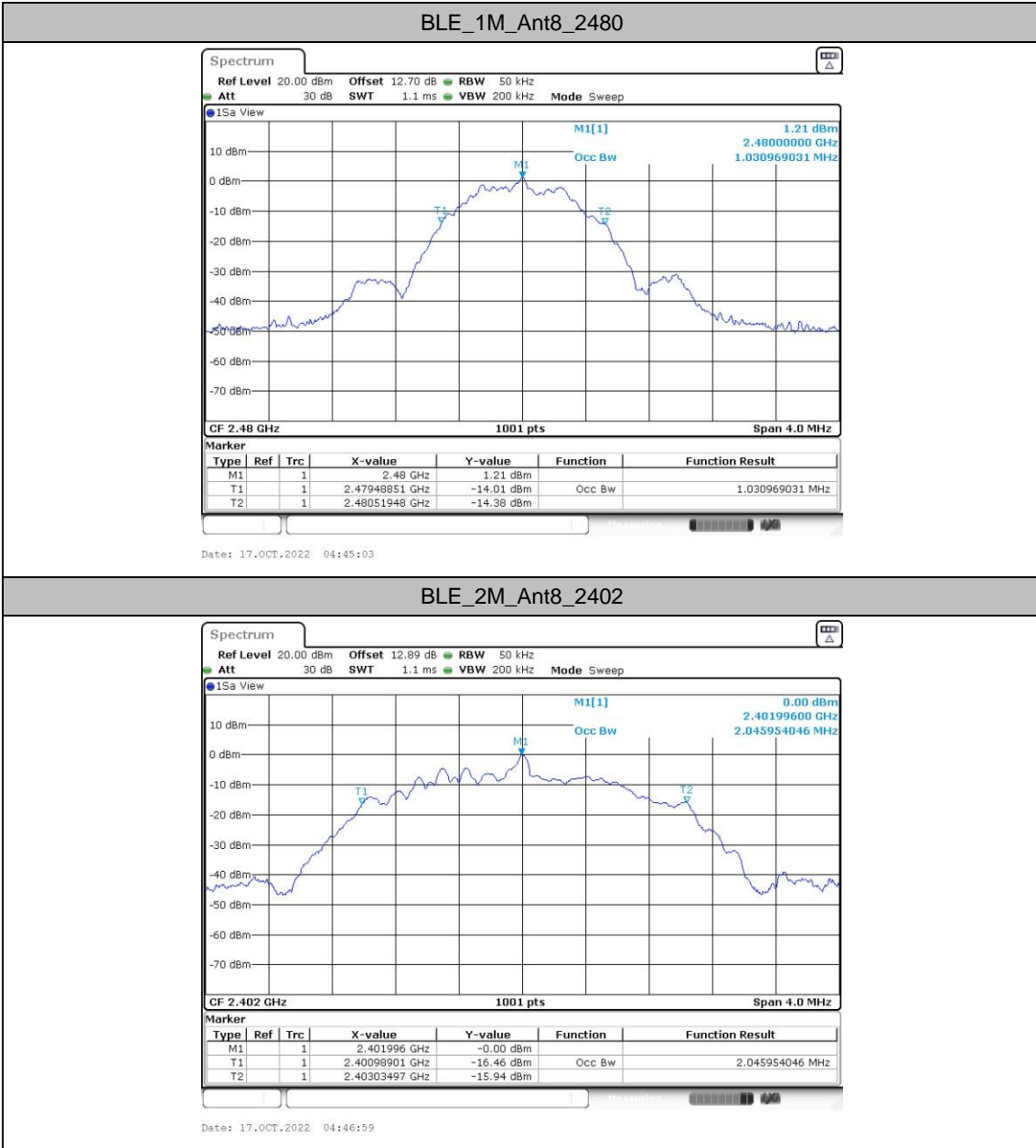
Test Result

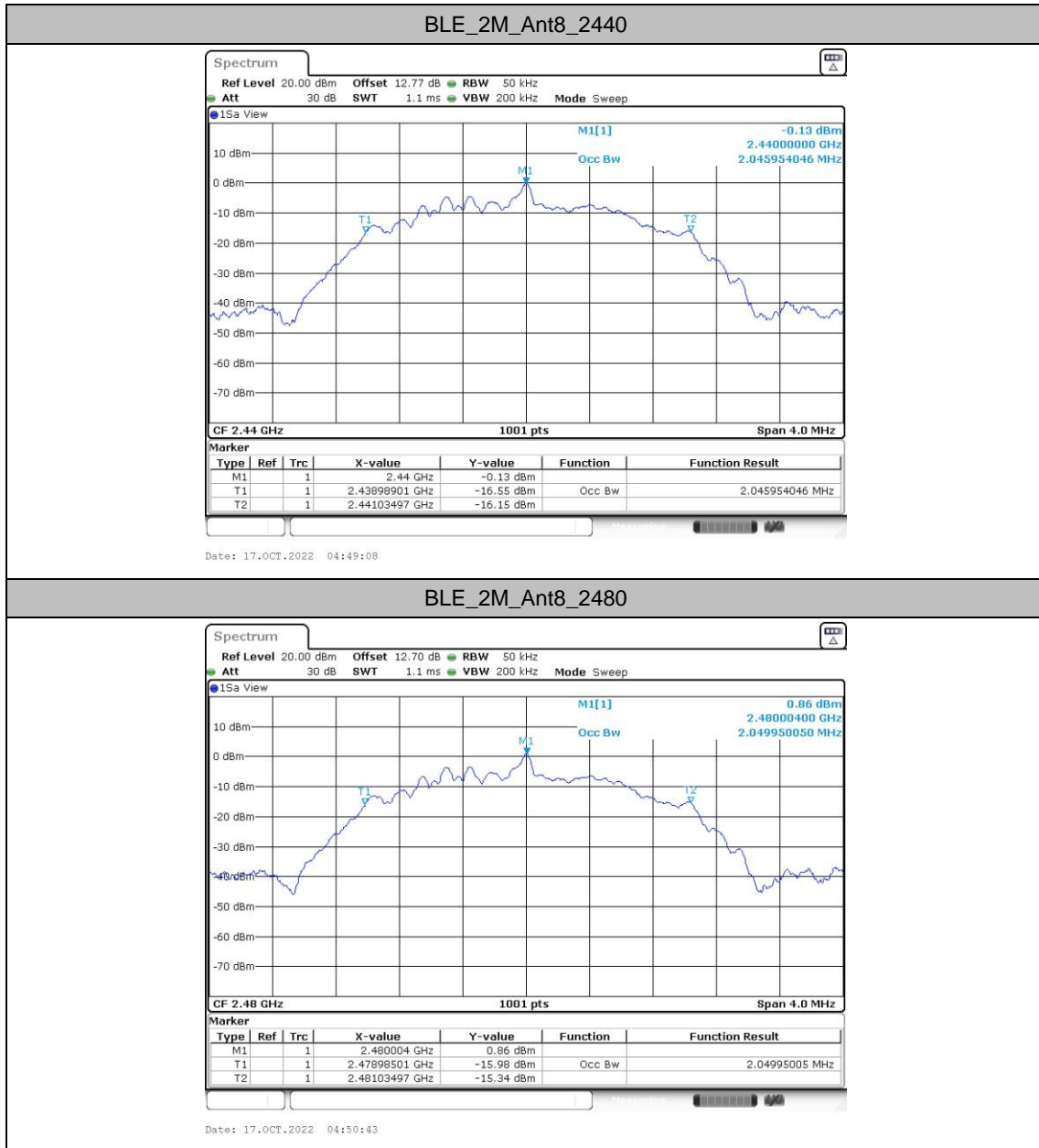
TestMode	Antenna	Freq(MHz)	OCB [MHz]	FL[MHz]	FH[MHz]	Limit[MHz]	Verdict
BLE_1M	Ant8	2402	1.027	2401.4925	2402.5195	---	---
		2440	1.027	2439.4885	2440.5155	---	---
		2480	1.031	2479.4885	2480.5195	---	---
BLE_2M	Ant8	2402	2.046	2400.9890	2403.0350	---	---
		2440	2.046	2438.9890	2441.0350	---	---
		2480	2.05	2478.9850	2481.0350	---	---



Test Graphs




BLE_2M_Ant8_2402


BLE_2M_Ant8_2480



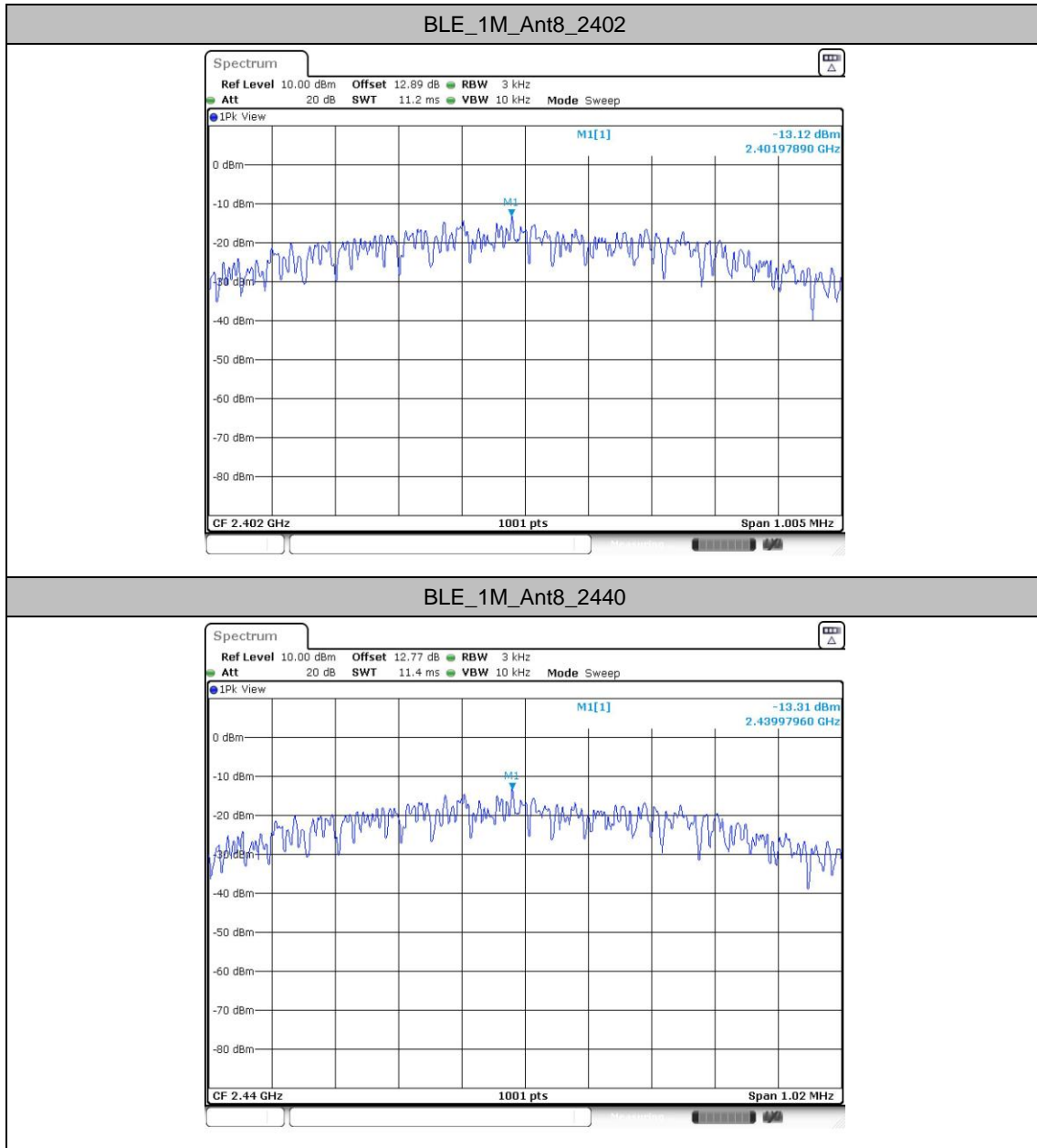
Maximum power spectral density

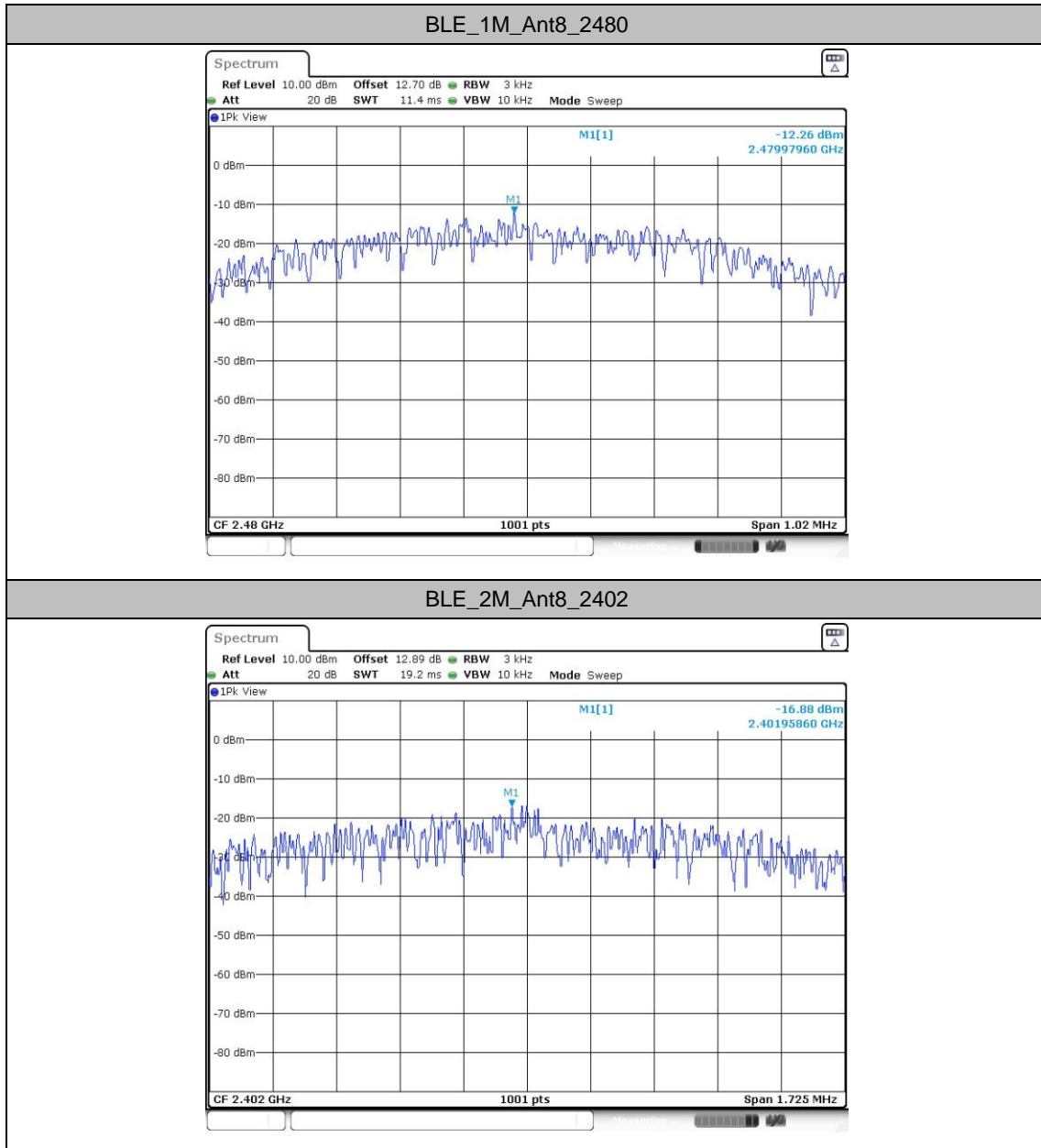
Test Result

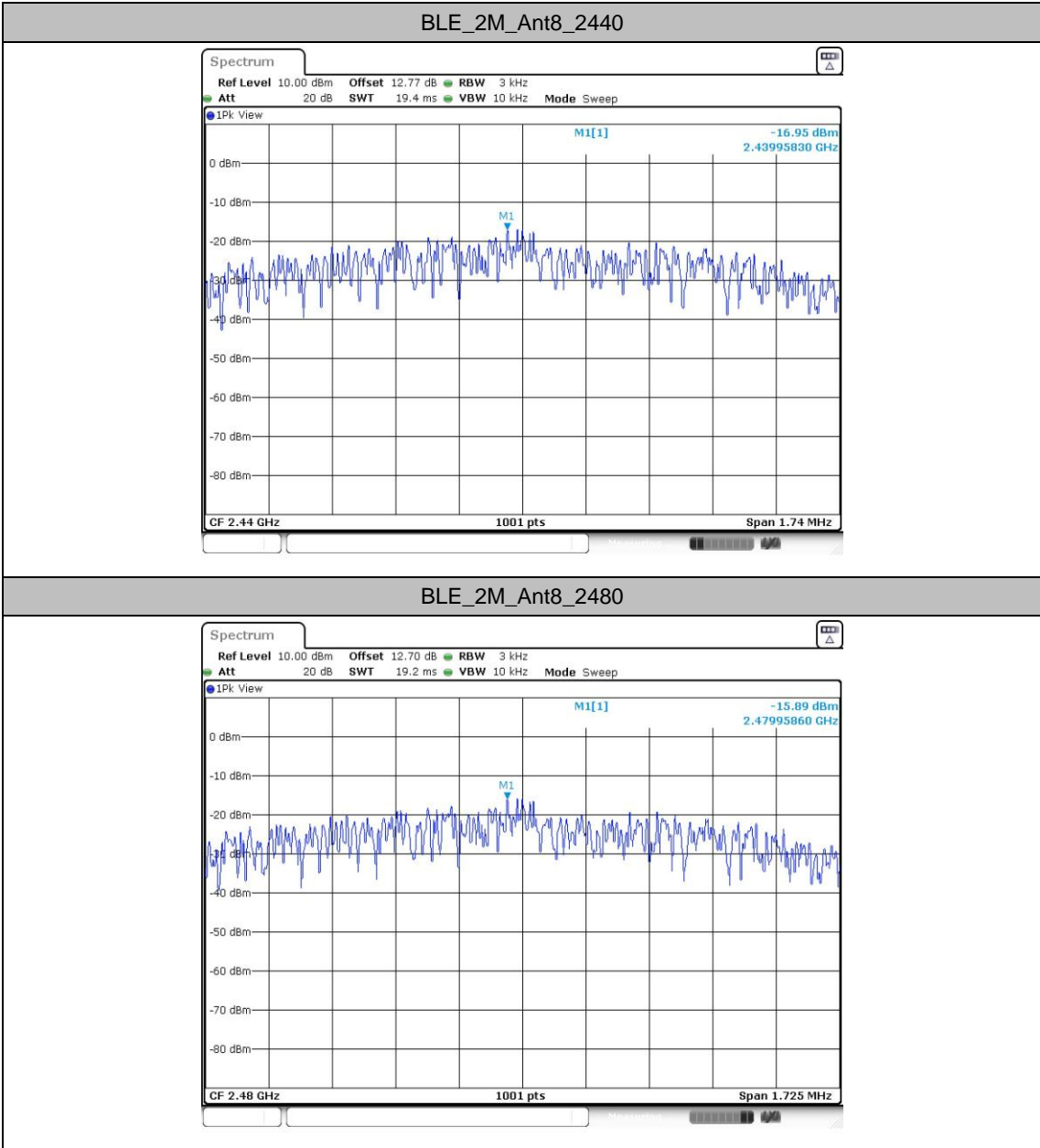
TestMode	Antenna	Freq(MHz)	Result[dBm/3kHz]	Limit[dBm/3kHz]	Verdict
BLE_1M	Ant8	2402	-13.12	≤8.00	PASS
		2440	-13.31	≤8.00	PASS
		2480	-12.26	≤8.00	PASS
BLE_2M	Ant8	2402	-16.88	≤8.00	PASS
		2440	-16.95	≤8.00	PASS
		2480	-15.89	≤8.00	PASS



Test Graphs









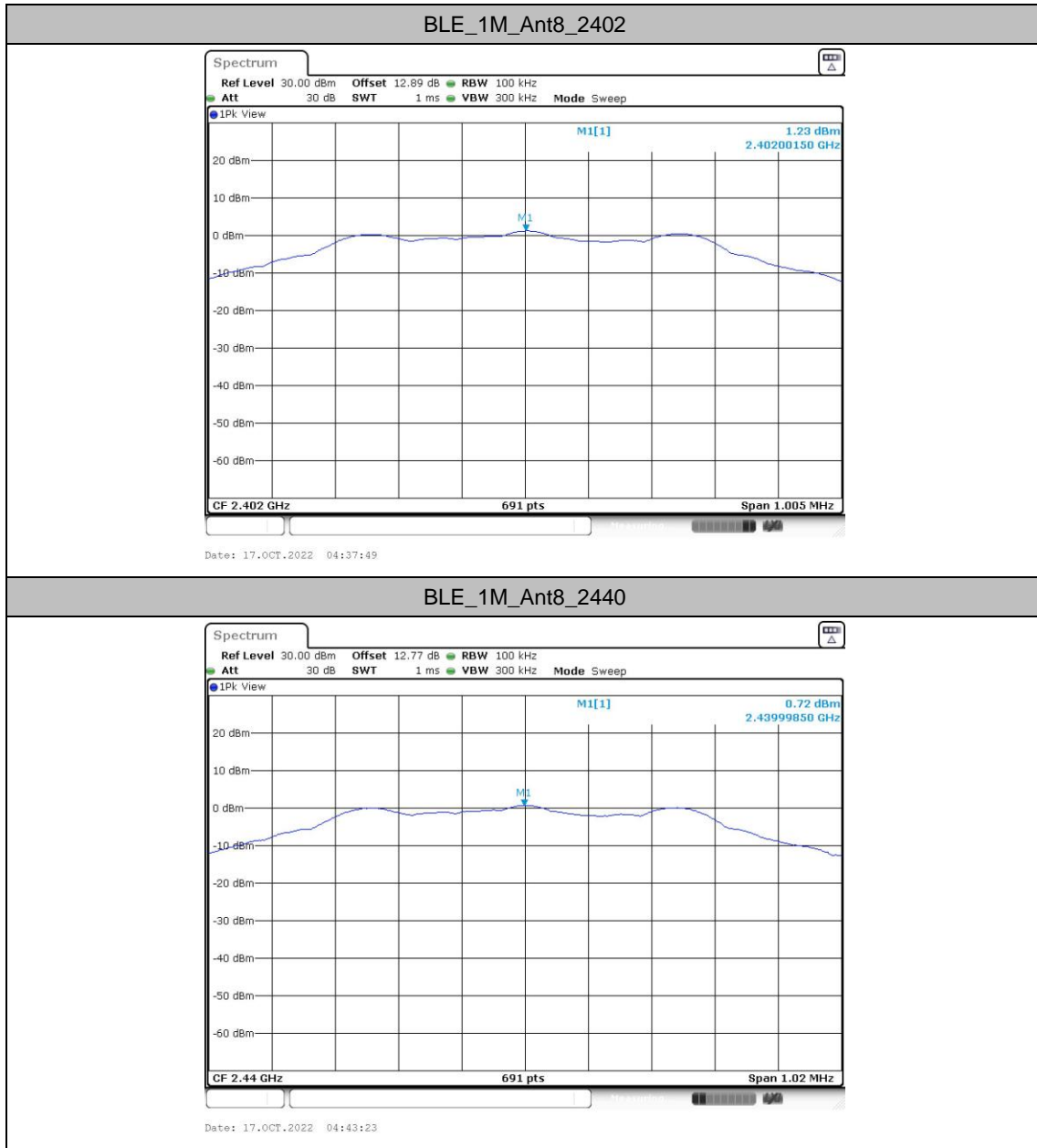
Reference level measurement

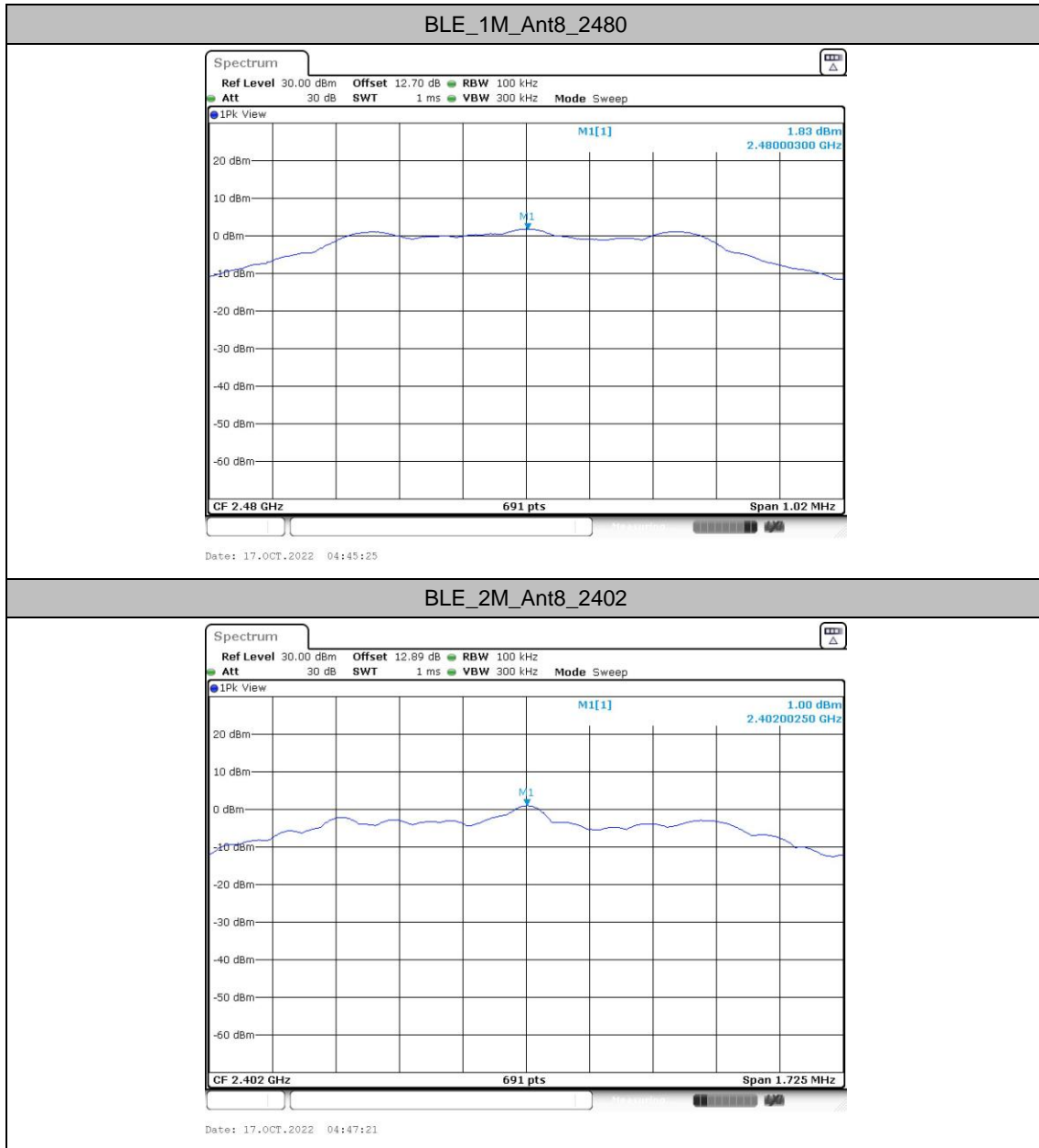
Test Result

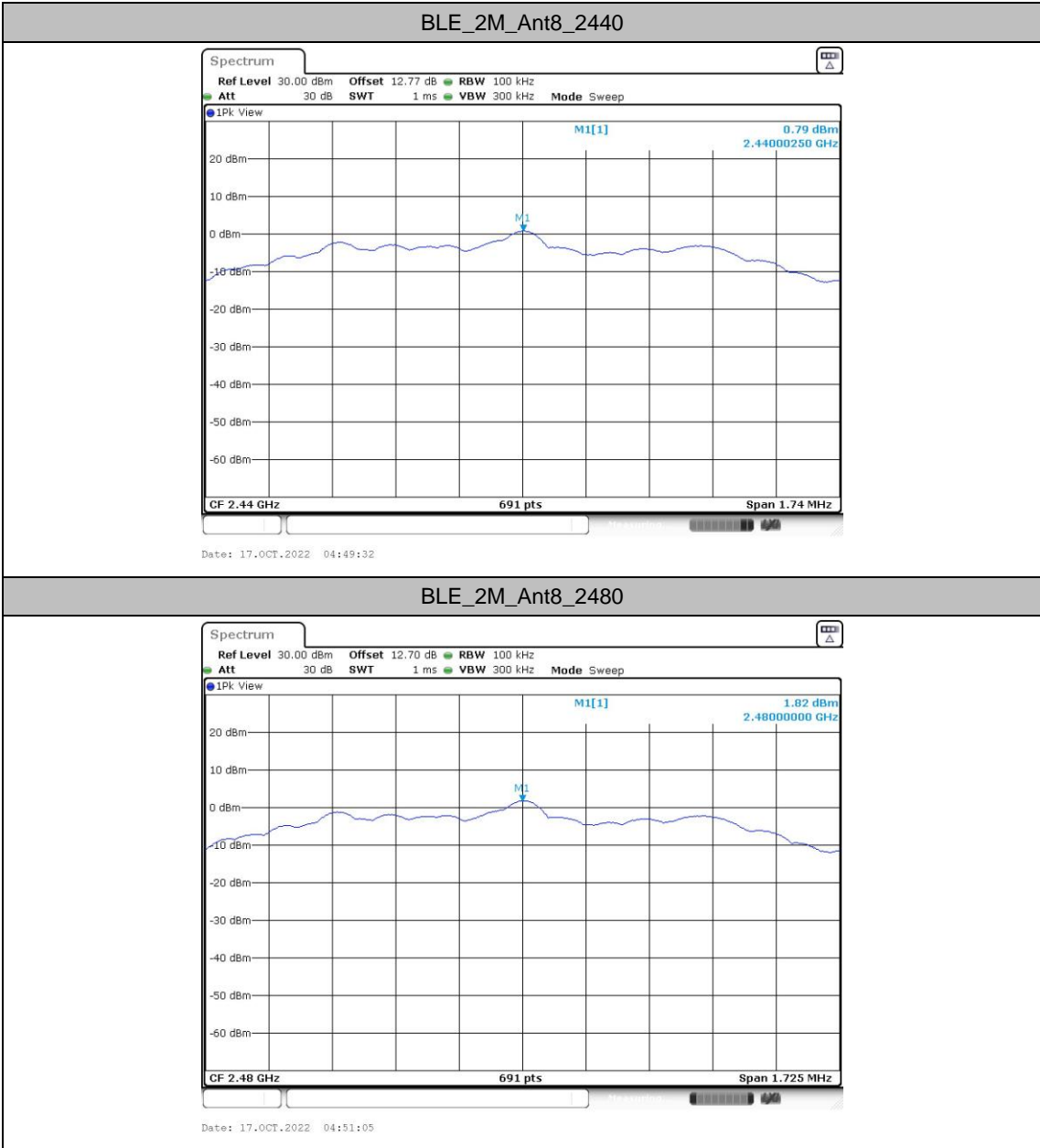
TestMode	Antenna	Freq(MHz)	Max.Point[MHz]	Result[dBm/100KHz]
BLE_1M	Ant8	2402	2402.00	1.23
		2440	2440.00	0.72
		2480	2480.00	1.83
BLE_2M	Ant8	2402	2402.00	1.00
		2440	2440.00	0.79
		2480	2480.00	1.82



Test Graphs









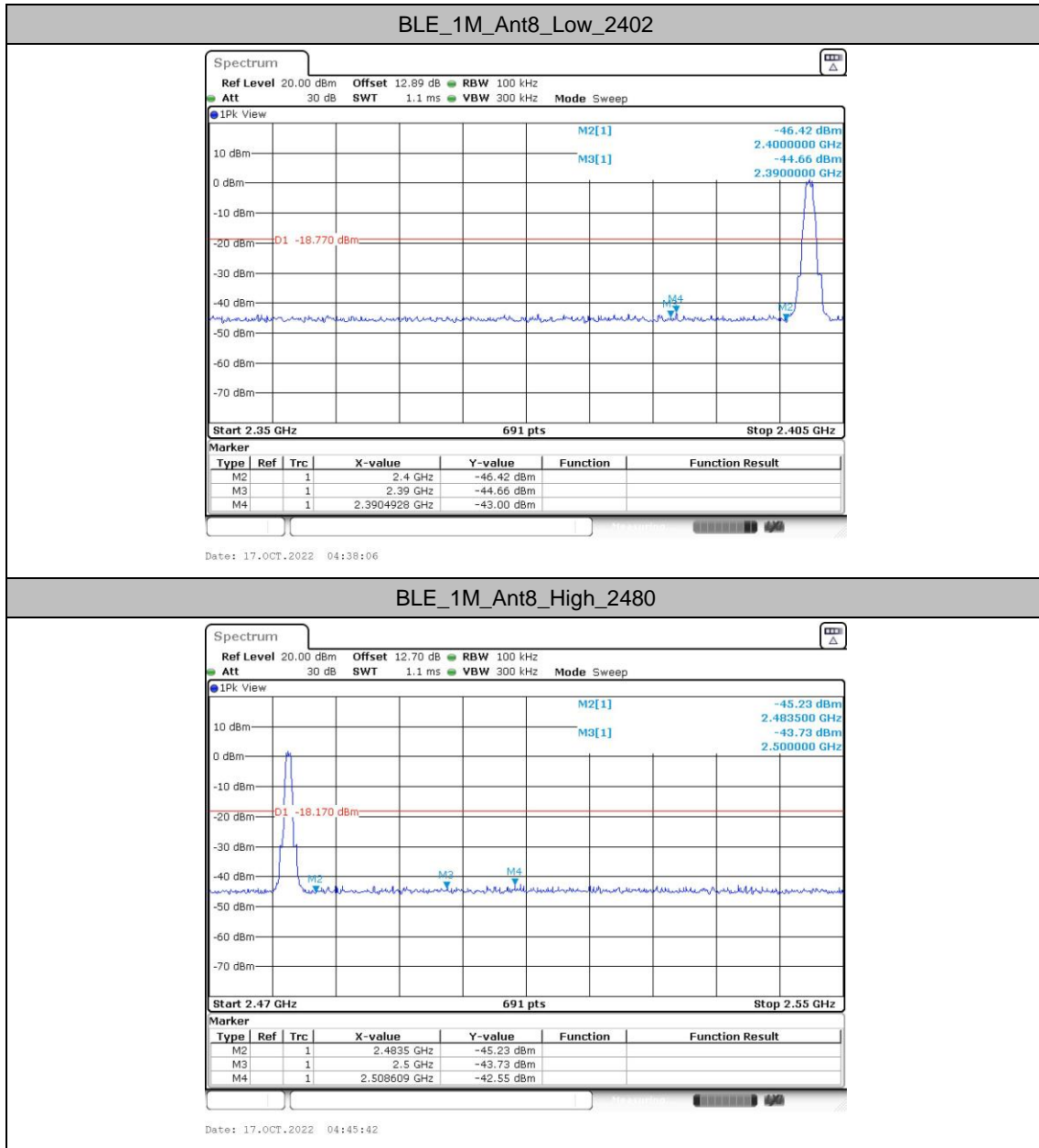
Band edge measurements

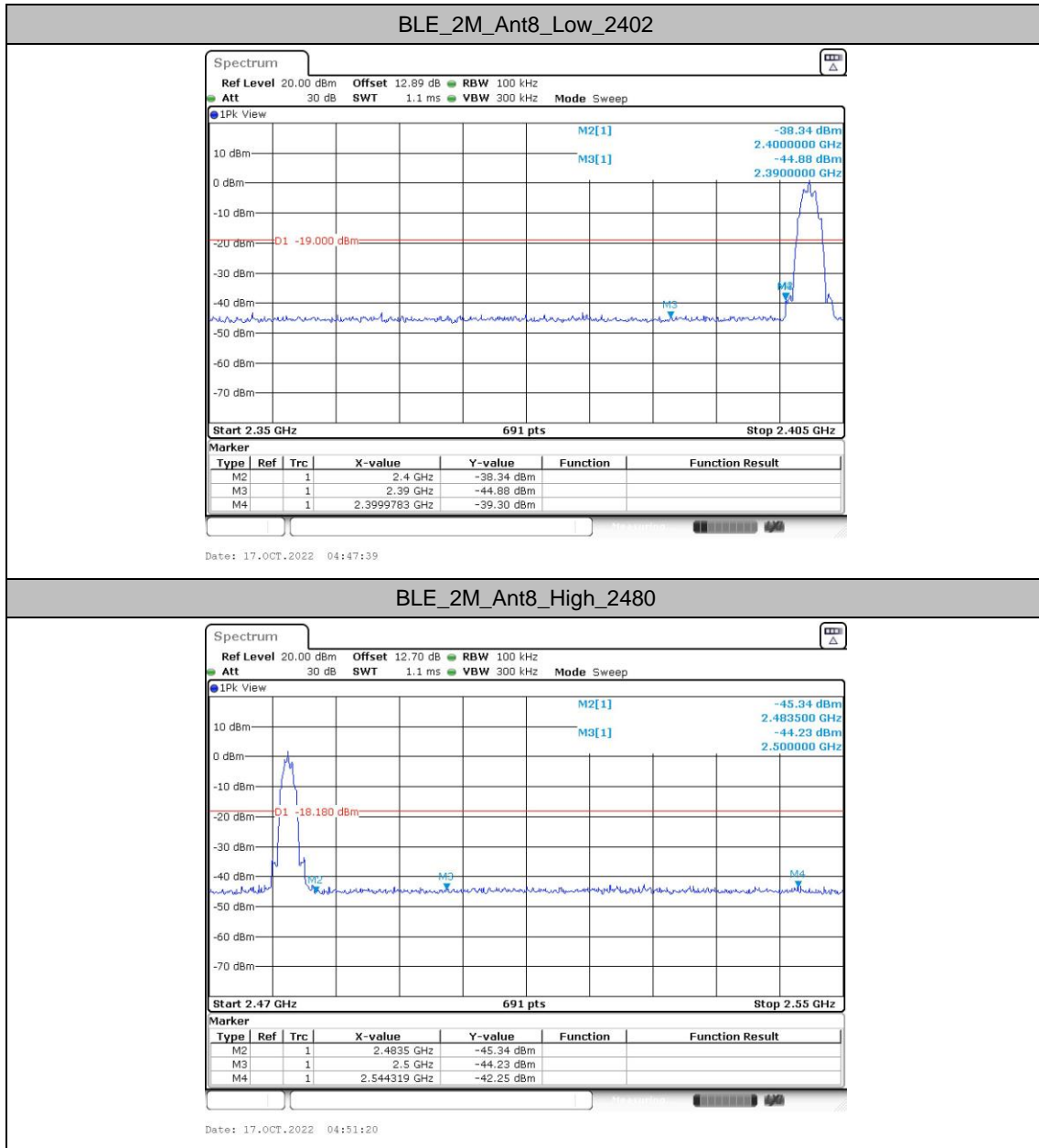
Test Result

TestMode	Antenna	Channel Name	Freq(MHz)	RefLevel[dBm/100KHz]	Result[dBm/100KHz]	Limit[dBm/100KHz]	Verdict
BLE_1 M	Ant8	Low	2402	1.23	-43	≤-18.77	PASS
		High	2480	1.83	-42.55	≤-18.17	PASS
BLE_2 M	Ant8	Low	2402	1.00	-39.3	≤-19	PASS
		High	2480	1.82	-42.25	≤-18.18	PASS



Test Graphs




BLE_2M_Ant8_High_2480



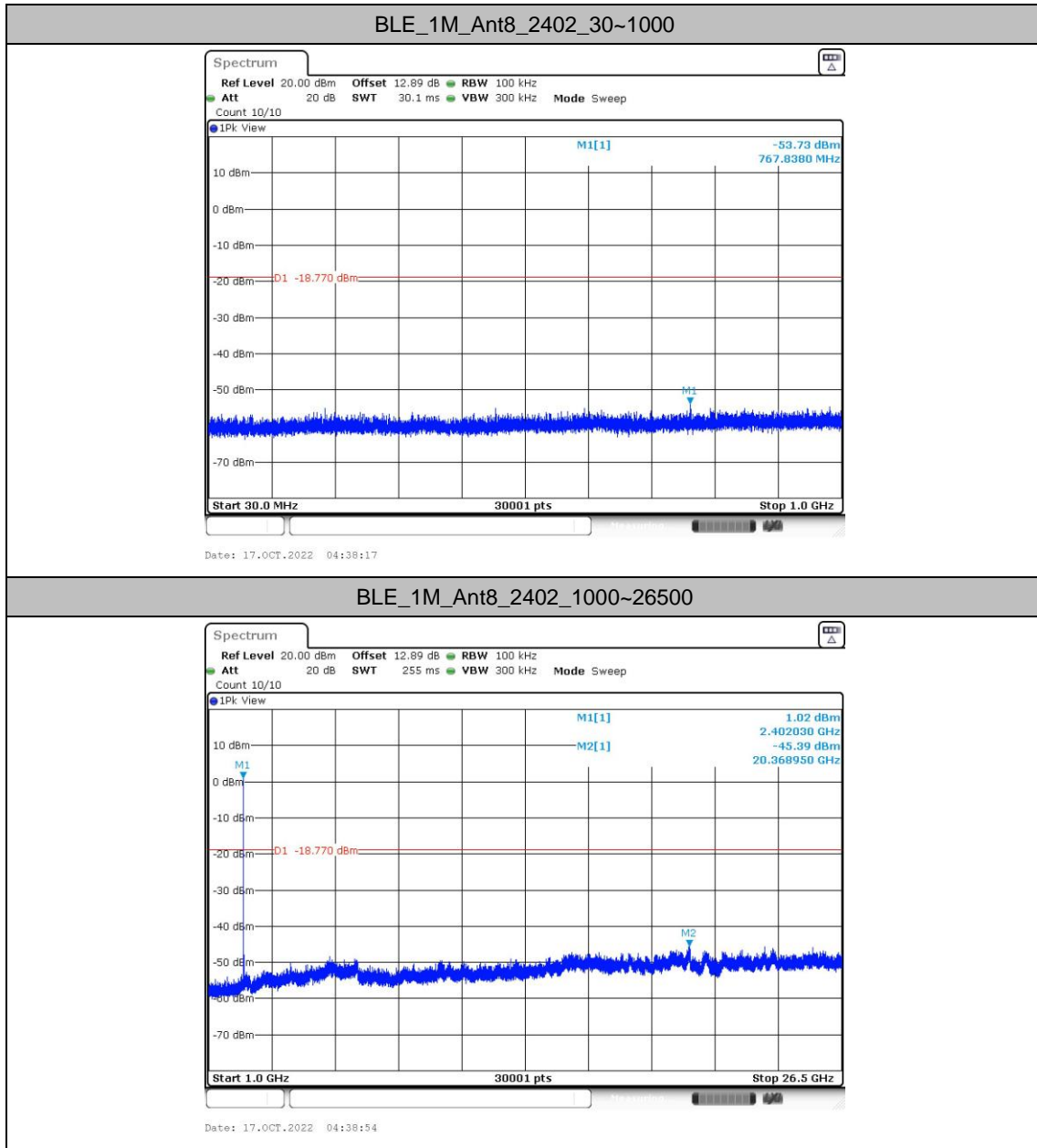
Conducted Spurious Emission

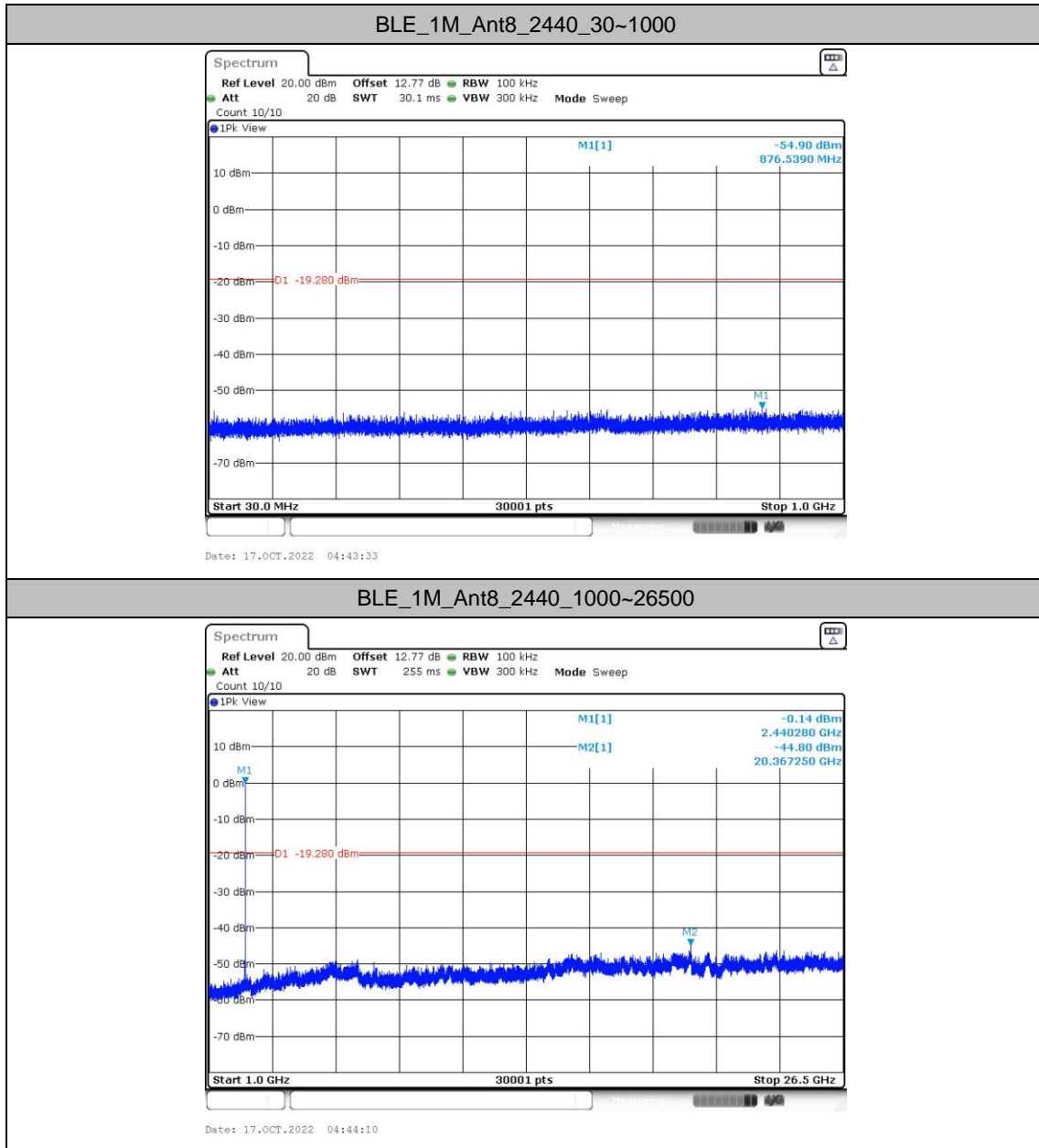
Test Result

TestMode	Antenna	Freq(MHz)	FreqRange [MHz]	RefLevel [dBm/100KHz]	Result [dBm/100KHz]	Limit [dBm/100KHz]	Verdict
BLE_1M	Ant8	2402	30~1000	1.23	-53.73	≤-18.77	PASS
			1000~26500	1.23	-45.39	≤-18.77	PASS
		2440	30~1000	0.72	-54.9	≤-19.28	PASS
			1000~26500	0.72	-44.8	≤-19.28	PASS
		2480	30~1000	1.83	-54.11	≤-18.17	PASS
			1000~26500	1.83	-45.71	≤-18.17	PASS
BLE_2M	Ant8	2402	30~1000	1.00	-53.95	≤-19	PASS
			1000~26500	1.00	-45.76	≤-19	PASS
		2440	30~1000	0.79	-54.35	≤-19.21	PASS
			1000~26500	0.79	-44.68	≤-19.21	PASS
		2480	30~1000	1.82	-54.53	≤-18.18	PASS
			1000~26500	1.82	-45.89	≤-18.18	PASS



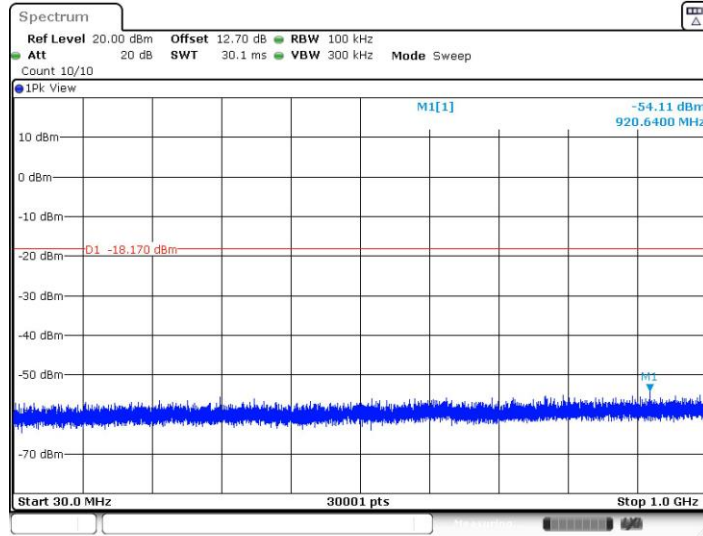
Test Graphs





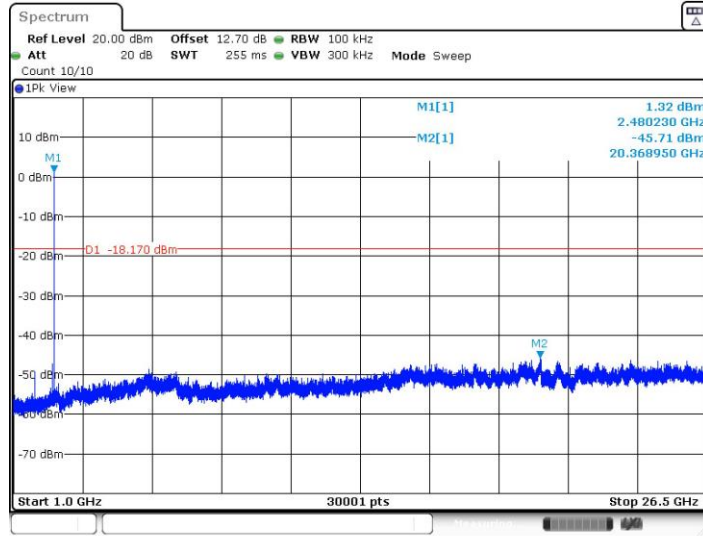


BLE_1M_Ant8_2480_30~1000



Date: 17.OCT.2022 04:45:51

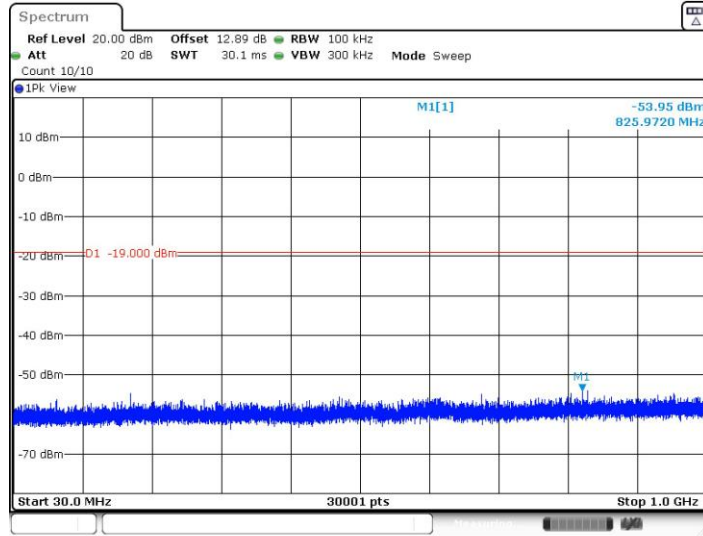
BLE_1M_Ant8_2480_1000~26500



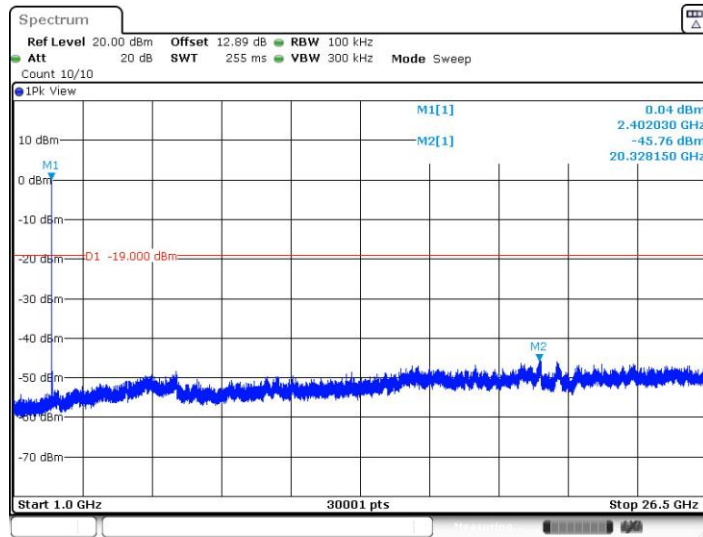
Date: 17.OCT.2022 04:46:28



BLE_2M_Ant8_2402_30~1000

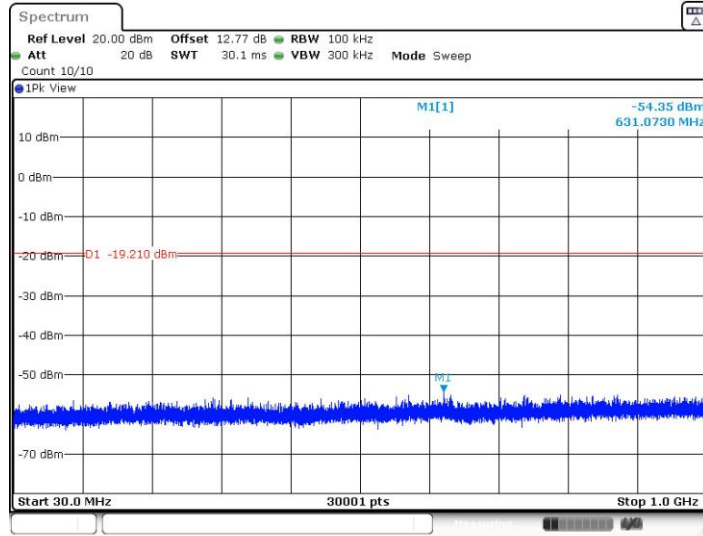


BLE_2M_Ant8_2402_1000~26500



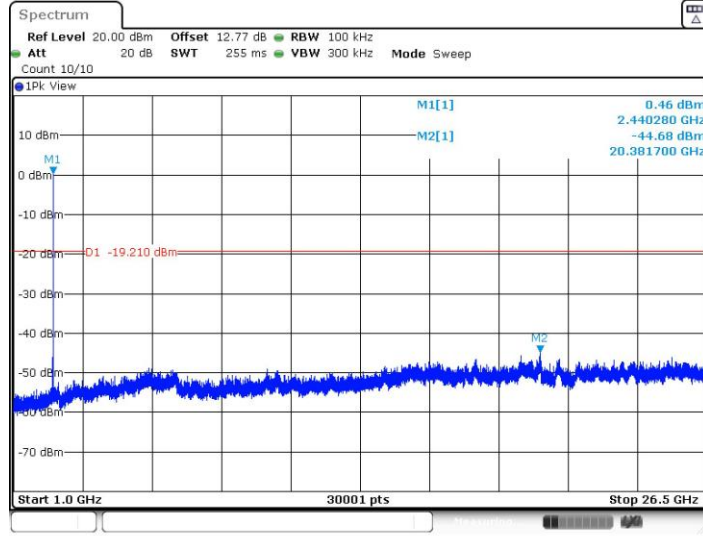


BLE_2M_Ant8_2440_30~1000



Date: 17.OCT.2022 04:49:42

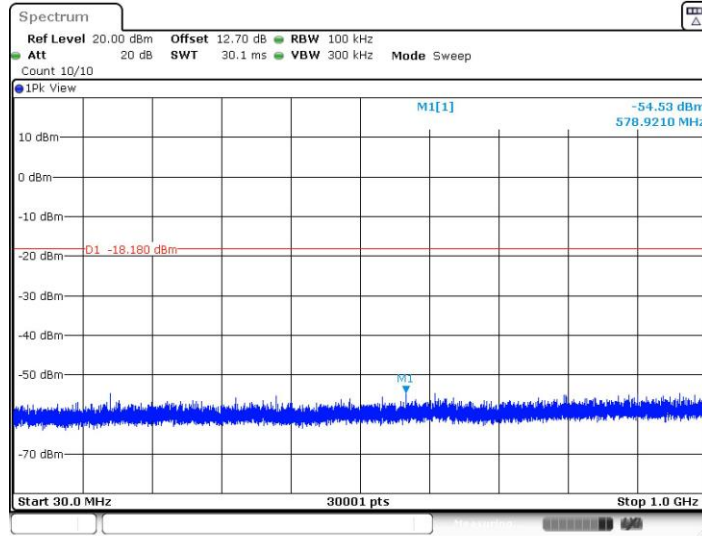
BLE_2M_Ant8_2440_1000~26500



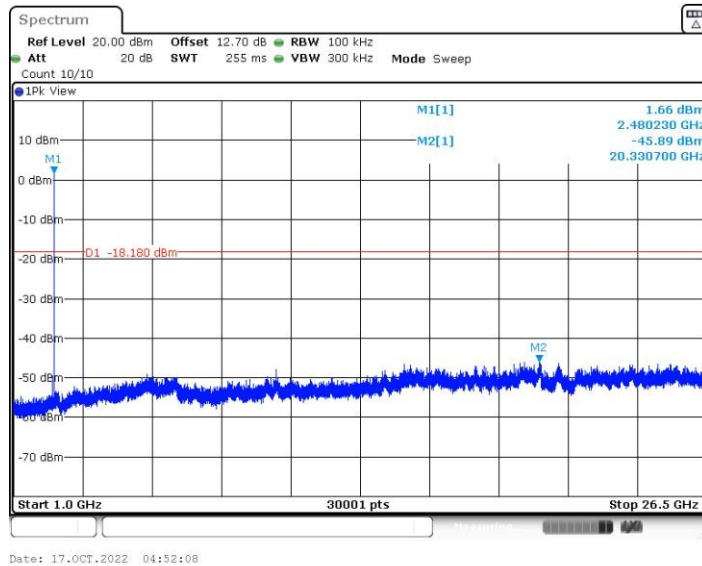
Date: 17.OCT.2022 04:50:19



BLE_2M_Ant8_2480_30~1000



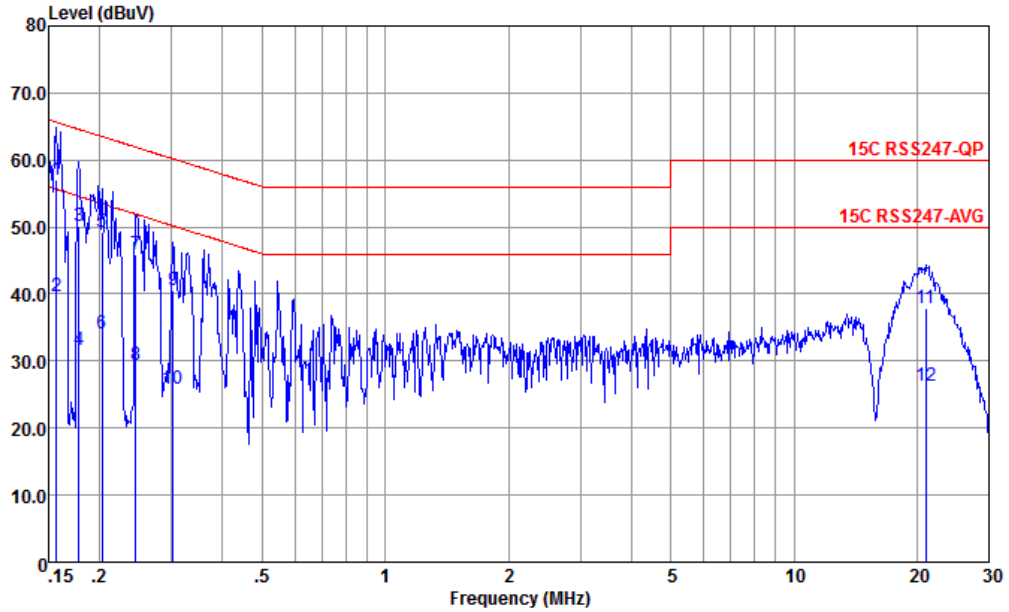
BLE_2M_Ant8_2480_1000~26500





Appendix B. AC Conducted Emission Test Results

Test Engineer :	Amos	Temperature :	25.3~26.2°C
		Relative Humidity :	38~40%
Test Voltage :	120Vac / 60Hz	Phase :	Line
Remark :	All emissions not reported here are more than 10 dB below the prescribed limit.		

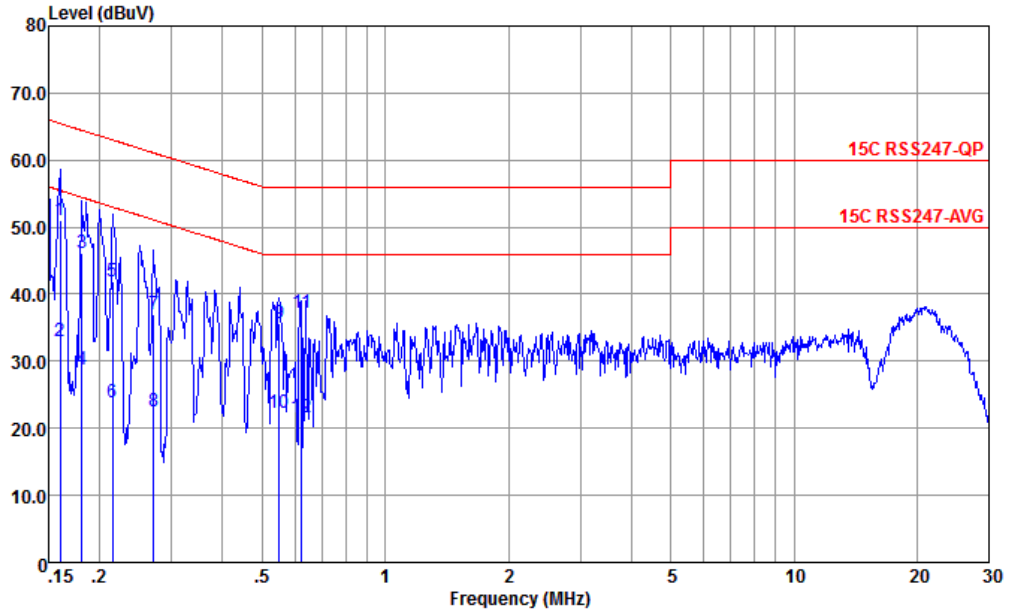


Site : CO01-KS
 Condition : 15C RSS247-QP LISN-060105-LINE LINE

	Freq	Level	Over Limit	Limit Line	Read Level	LISN Factor	Cable Loss	Remark
	MHz	dBuV	dB	dBuV	dBuV	dB	dB	
1 *	0.156	57.09	-8.56	65.65	46.60	0.06	10.43	QP
2	0.156	39.69	-15.96	55.65	29.20	0.06	10.43	Average
3	0.178	50.06	-14.53	64.59	39.60	0.04	10.42	QP
4	0.178	31.66	-22.93	54.59	21.20	0.04	10.42	Average
5	0.203	49.34	-14.15	63.49	38.90	0.02	10.42	QP
6	0.203	34.04	-19.45	53.49	23.60	0.02	10.42	Average
7	0.246	45.93	-15.98	61.91	35.51	0.04	10.38	QP
8	0.246	29.33	-22.58	51.91	18.91	0.04	10.38	Average
9	0.302	40.61	-19.58	60.19	30.20	0.06	10.35	QP
10	0.302	25.91	-24.28	50.19	15.50	0.06	10.35	Average
11	21.035	37.84	-22.16	60.00	26.79	-0.32	11.37	QP
12	21.035	26.34	-23.66	50.00	15.29	-0.32	11.37	Average



Test Engineer :	Amos	Temperature :	25.3~26.2°C
		Relative Humidity :	38~40%
Test Voltage :	120Vac / 60Hz	Phase :	Neutral
Remark :	All emissions not reported here are more than 10 dB below the prescribed limit.		



Site : CO01-KS
 Condition : 15C RSS247-QP LISN-060105-NEUTRAL NEUTRAL

	Freq	Level	Over	Limit	Read	LISN	Cable	Remark
	MHz	dBuV	Limit	Line	Level	Factor	Loss	
			dB	dBuV	dBuV	dB	dB	
1 *	0.160	50.96	-14.51	65.47	40.50	0.03	10.43	QP
2	0.160	33.06	-22.41	55.47	22.60	0.03	10.43	Average
3	0.181	46.07	-18.39	64.46	35.61	0.04	10.42	QP
4	0.181	28.67	-26.79	54.46	18.21	0.04	10.42	Average
5	0.215	41.94	-21.07	63.01	31.50	0.03	10.41	QP
6	0.215	23.94	-29.07	53.01	13.50	0.03	10.41	Average
7	0.272	36.94	-24.13	61.07	26.60	-0.03	10.37	QP
8	0.272	22.54	-28.53	51.07	12.20	-0.03	10.37	Average
9	0.549	35.61	-20.39	56.00	25.49	-0.08	10.20	QP
10	0.549	22.31	-23.69	46.00	12.19	-0.08	10.20	Average
11	0.624	37.29	-18.71	56.00	27.20	-0.09	10.18	QP
12	0.624	21.69	-24.31	46.00	11.60	-0.09	10.18	Average

Note:

- Level(dBμV) = Read Level(dBμV) + LISN Factor(dB) + Cable Loss(dB)
- Over Limit(dB) = Level(dBμV) – Limit Line(dBμV)



Appendix C. Radiated Spurious Emission

Radiated Spurious Emission Test Modes

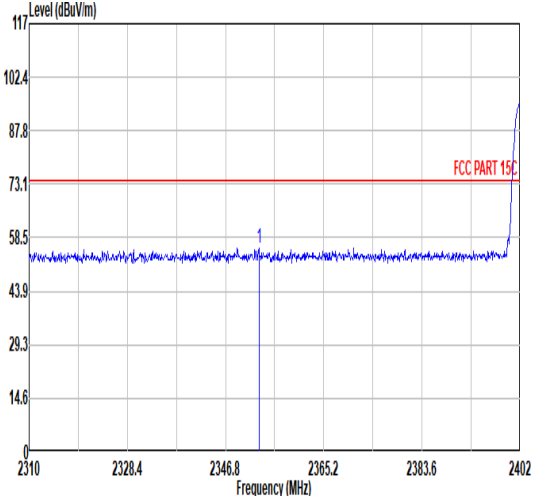
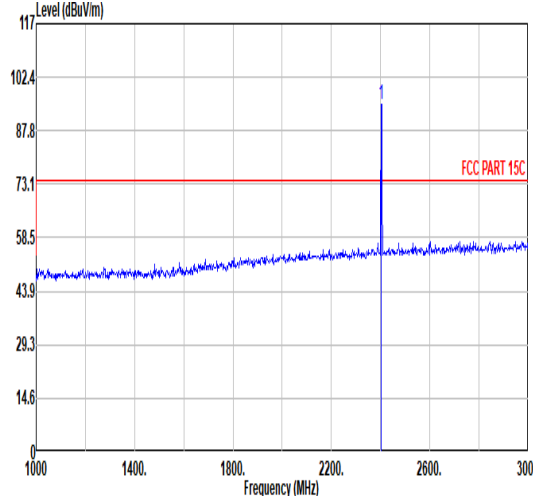
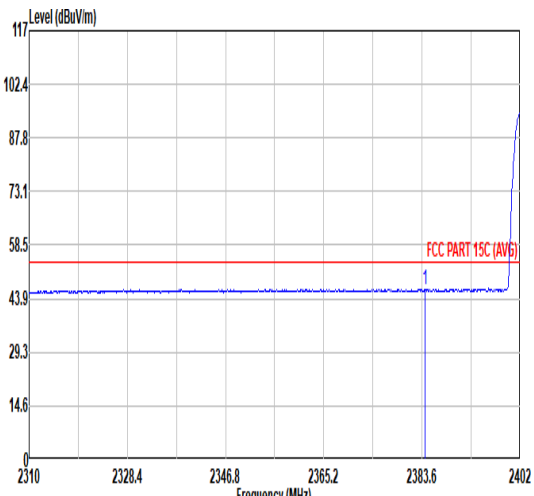
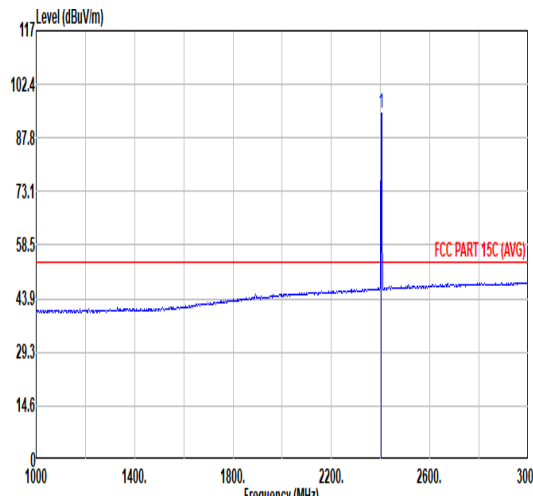
Mode	Band (MHz)	Antenna	Modulation	Channel	Frequency	Data Rate	RU	Remark
Mode 4	2400-2483.5	8	Bluetooth-LE_GSKF	00	2402	1Mbps	-	-
Mode 5	2400-2483.5	8	Bluetooth-LE_GSKF	19	2440	1Mbps	-	-
Mode 6	2400-2483.5	8	Bluetooth-LE_GSKF	39	2480	1Mbps	-	-
Mode 7	2400-2483.5	8	Bluetooth-LE_GSKF	00	2402	2Mbps	-	-
Mode 8	2400-2483.5	8	Bluetooth-LE_GSKF	19	2440	2Mbps	-	-
Mode 9	2400-2483.5	8	Bluetooth-LE_GSKF	39	2480	2Mbps	-	-
Mode 24	2400-2483.5	8	Bluetooth-LE_GSKF	39	2480	2Mbps	-	-
	-	-	Part 27Q Band42	-	-	-	-	-



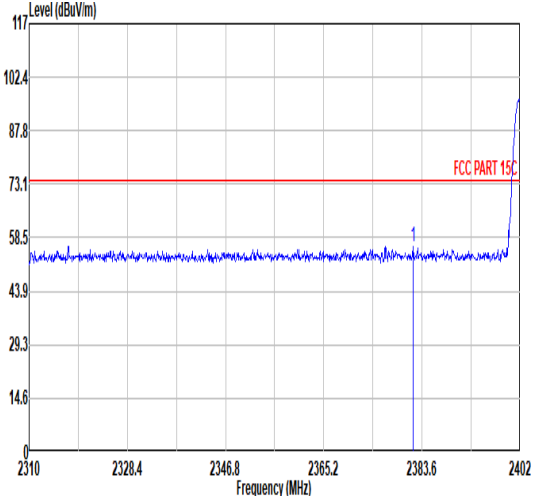
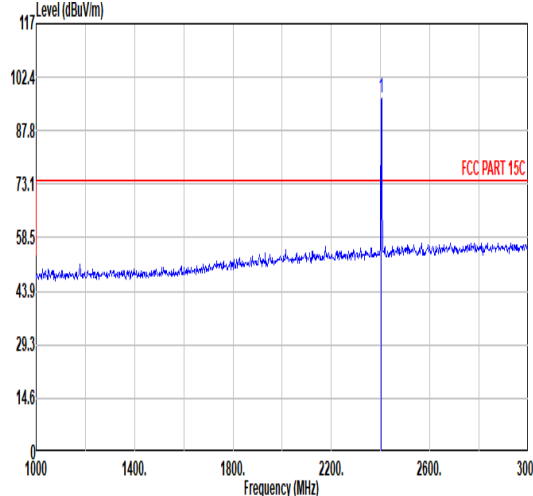
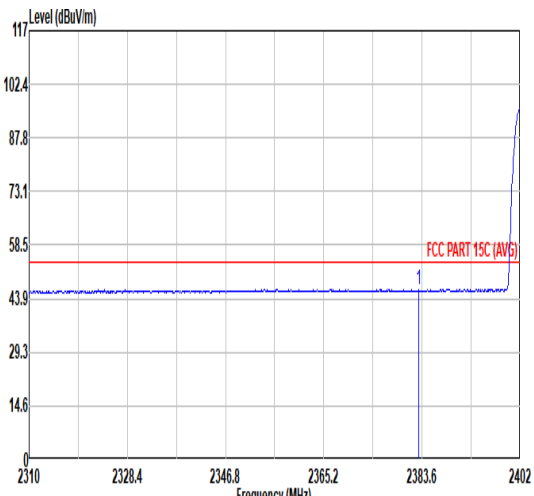
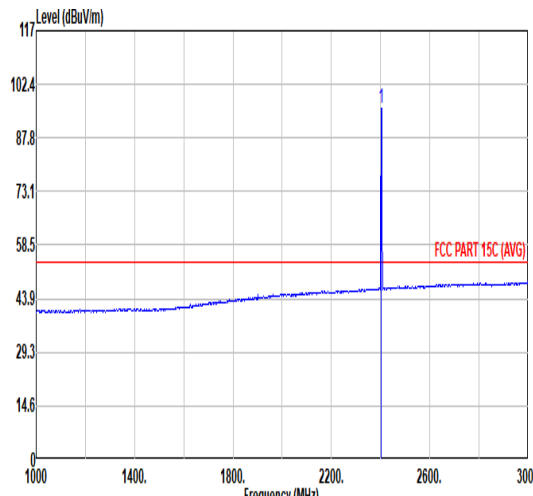
Summary of each worse mode

Mode	Modulation	Ch.	Freq. (MHz)	Level (dBuV/m)	Limit (dBuV/m)	Margin (dB)	Pol.	Peak Avg.	Result	Remark
4	Bluetooth-LE_GSKF	00	2384.15	46.49	54.00	-7.51	H	AVERAGE	Pass	Band Edge
5	Bluetooth-LE_GSKF	19	7320.00	43.23	74.00	-30.77	V	PEAK	Pass	Harmonic
6	Bluetooth-LE_GSKF	39	2499.10	47.03	54.00	-6.97	V	AVERAGE	Pass	Band Edge
7	Bluetooth-LE_GSKF	00	2366.49	47.08	54.00	-6.92	V	AVERAGE	Pass	Band Edge
8	Bluetooth-LE_GSKF	19	7320.00	42.98	74.00	-31.02	V	PEAK	Pass	Harmonic
9	Bluetooth-LE_GSKF	39	2483.50	47.69	54.00	-6.31	H	AVERAGE	Pass	Band Edge
24	Bluetooth-LE_GSKF	39	2498.64	48.23	54.00	-5.77	H	AVERAGE	Pass	Band Edge
	Part 27Q Band42	-	-	-	-	-	-	-	-	-



Mode	4																																																																																	
	Band Edge																																																																																	
	2400-2483.5_Bluetooth-LE_GSKF_CH00_2402MHz																																																																																	
ANT	8																																																																																	
Pol.	Horizontal	Fundamental																																																																																
Peak	 <p>Level (dBuV/m)</p> <p>Frequency (MHz)</p> <p>FCC PART 15C</p> <table border="1"> <thead> <tr> <th>Limit</th> <th>Read</th> <th>Ant</th> <th>Cable</th> <th>Preamp</th> <th>Aux</th> <th>APos</th> <th>TPos</th> <th>Remark</th> </tr> <tr> <th>Freq</th> <th>Level</th> <th>Line</th> <th>Margin</th> <th>Level</th> <th>Factor</th> <th>Loss</th> <th>Factor</th> <th>Factor</th> </tr> <tr> <th>MHz</th> <th>dBuV/m</th> <th>dBuV/m</th> <th>dB</th> <th>dBuV</th> <th>dB/m</th> <th>dB</th> <th>dB</th> <th>dB</th> </tr> </thead> <tbody> <tr> <td>1</td> <td>2353.06</td> <td>55.76</td> <td>74.00</td> <td>-18.24</td> <td>43.65</td> <td>31.89</td> <td>7.10</td> <td>32.88</td> <td>6.00</td> <td>300</td> <td>307</td> <td>PEAK</td> </tr> </tbody> </table>	Limit	Read	Ant	Cable	Preamp	Aux	APos	TPos	Remark	Freq	Level	Line	Margin	Level	Factor	Loss	Factor	Factor	MHz	dBuV/m	dBuV/m	dB	dBuV	dB/m	dB	dB	dB	1	2353.06	55.76	74.00	-18.24	43.65	31.89	7.10	32.88	6.00	300	307	PEAK	 <p>Level (dBuV/m)</p> <p>Frequency (MHz)</p> <p>FCC PART 15C</p> <table border="1"> <thead> <tr> <th>Limit</th> <th>Read</th> <th>Ant</th> <th>Cable</th> <th>Preamp</th> <th>Aux</th> <th>APos</th> <th>TPos</th> <th>Remark</th> </tr> <tr> <th>Freq</th> <th>Level</th> <th>Line</th> <th>Margin</th> <th>Level</th> <th>Factor</th> <th>Loss</th> <th>Factor</th> <th>Factor</th> </tr> <tr> <th>MHz</th> <th>dBuV/m</th> <th>dBuV/m</th> <th>dB</th> <th>dBuV</th> <th>dB/m</th> <th>dB</th> <th>dB</th> <th>dB</th> </tr> </thead> <tbody> <tr> <td>1</td> <td>2402.00</td> <td>95.11</td> <td>-----</td> <td>-----</td> <td>82.76</td> <td>32.00</td> <td>7.19</td> <td>32.84</td> <td>6.00</td> <td>300</td> <td>307</td> <td>PEAK</td> </tr> </tbody> </table>	Limit	Read	Ant	Cable	Preamp	Aux	APos	TPos	Remark	Freq	Level	Line	Margin	Level	Factor	Loss	Factor	Factor	MHz	dBuV/m	dBuV/m	dB	dBuV	dB/m	dB	dB	dB	1	2402.00	95.11	-----	-----	82.76	32.00	7.19	32.84	6.00	300	307	PEAK
	Limit	Read	Ant	Cable	Preamp	Aux	APos	TPos	Remark																																																																									
Freq	Level	Line	Margin	Level	Factor	Loss	Factor	Factor																																																																										
MHz	dBuV/m	dBuV/m	dB	dBuV	dB/m	dB	dB	dB																																																																										
1	2353.06	55.76	74.00	-18.24	43.65	31.89	7.10	32.88	6.00	300	307	PEAK																																																																						
Limit	Read	Ant	Cable	Preamp	Aux	APos	TPos	Remark																																																																										
Freq	Level	Line	Margin	Level	Factor	Loss	Factor	Factor																																																																										
MHz	dBuV/m	dBuV/m	dB	dBuV	dB/m	dB	dB	dB																																																																										
1	2402.00	95.11	-----	-----	82.76	32.00	7.19	32.84	6.00	300	307	PEAK																																																																						
Avg	 <p>Level (dBuV/m)</p> <p>Frequency (MHz)</p> <p>FCC PART 15C (AVG)</p> <table border="1"> <thead> <tr> <th>Limit</th> <th>Read</th> <th>Ant</th> <th>Cable</th> <th>Preamp</th> <th>Aux</th> <th>APos</th> <th>TPos</th> <th>Remark</th> </tr> <tr> <th>Freq</th> <th>Level</th> <th>Line</th> <th>Margin</th> <th>Level</th> <th>Factor</th> <th>Loss</th> <th>Factor</th> <th>Factor</th> </tr> <tr> <th>MHz</th> <th>dBuV/m</th> <th>dBuV/m</th> <th>dB</th> <th>dBuV</th> <th>dB/m</th> <th>dB</th> <th>dB</th> <th>dB</th> </tr> </thead> <tbody> <tr> <td>1</td> <td>2384.15</td> <td>46.49</td> <td>54.00</td> <td>-7.51</td> <td>34.23</td> <td>31.96</td> <td>7.15</td> <td>32.85</td> <td>6.00</td> <td>300</td> <td>307</td> <td>AVERAGE</td> </tr> </tbody> </table>	Limit	Read	Ant	Cable	Preamp	Aux	APos	TPos	Remark	Freq	Level	Line	Margin	Level	Factor	Loss	Factor	Factor	MHz	dBuV/m	dBuV/m	dB	dBuV	dB/m	dB	dB	dB	1	2384.15	46.49	54.00	-7.51	34.23	31.96	7.15	32.85	6.00	300	307	AVERAGE	 <p>Level (dBuV/m)</p> <p>Frequency (MHz)</p> <p>FCC PART 15C (AVG)</p> <table border="1"> <thead> <tr> <th>Limit</th> <th>Read</th> <th>Ant</th> <th>Cable</th> <th>Preamp</th> <th>Aux</th> <th>APos</th> <th>TPos</th> <th>Remark</th> </tr> <tr> <th>Freq</th> <th>Level</th> <th>Line</th> <th>Margin</th> <th>Level</th> <th>Factor</th> <th>Loss</th> <th>Factor</th> <th>Factor</th> </tr> <tr> <th>MHz</th> <th>dBuV/m</th> <th>dBuV/m</th> <th>dB</th> <th>dBuV</th> <th>dB/m</th> <th>dB</th> <th>dB</th> <th>dB</th> </tr> </thead> <tbody> <tr> <td>1</td> <td>2402.00</td> <td>94.58</td> <td>-----</td> <td>-----</td> <td>82.23</td> <td>32.00</td> <td>7.19</td> <td>32.84</td> <td>6.00</td> <td>300</td> <td>307</td> <td>AVERAGE</td> </tr> </tbody> </table>	Limit	Read	Ant	Cable	Preamp	Aux	APos	TPos	Remark	Freq	Level	Line	Margin	Level	Factor	Loss	Factor	Factor	MHz	dBuV/m	dBuV/m	dB	dBuV	dB/m	dB	dB	dB	1	2402.00	94.58	-----	-----	82.23	32.00	7.19	32.84	6.00	300	307	AVERAGE
Limit	Read	Ant	Cable	Preamp	Aux	APos	TPos	Remark																																																																										
Freq	Level	Line	Margin	Level	Factor	Loss	Factor	Factor																																																																										
MHz	dBuV/m	dBuV/m	dB	dBuV	dB/m	dB	dB	dB																																																																										
1	2384.15	46.49	54.00	-7.51	34.23	31.96	7.15	32.85	6.00	300	307	AVERAGE																																																																						
Limit	Read	Ant	Cable	Preamp	Aux	APos	TPos	Remark																																																																										
Freq	Level	Line	Margin	Level	Factor	Loss	Factor	Factor																																																																										
MHz	dBuV/m	dBuV/m	dB	dBuV	dB/m	dB	dB	dB																																																																										
1	2402.00	94.58	-----	-----	82.23	32.00	7.19	32.84	6.00	300	307	AVERAGE																																																																						



Mode	4																																																																																			
	Band Edge																																																																																			
	2400-2483.5_Bluetooth-LE_GSKF_CH00_2402MHz																																																																																			
ANT	8																																																																																			
Pol.	Vertical	Fundamental																																																																																		
Peak	 <p>Level (dBuV/m)</p> <p>Frequency (MHz)</p> <p>FCC PART 15C</p> <table border="1"> <thead> <tr> <th>Limit</th> <th>Read</th> <th>Ant</th> <th>Cable</th> <th>Preamp</th> <th>Aux</th> <th>APos</th> <th>TPos</th> <th>Remark</th> </tr> <tr> <th>Freq</th> <th>Level</th> <th>Level</th> <th>Factor</th> <th>Loss</th> <th>Factor</th> <th>Factor</th> <th>Factor</th> <th></th> </tr> <tr> <th>MHz</th> <th>dBuV/m</th> <th>dBuV/m</th> <th>dB</th> <th>dBuV</th> <th>dB/m</th> <th>dB</th> <th>dB</th> <th>cm</th> <th>deg</th> </tr> </thead> <tbody> <tr> <td>1</td> <td>2381.94</td> <td>56.28</td> <td>74.00</td> <td>-17.72</td> <td>44.04</td> <td>31.95</td> <td>7.15</td> <td>32.86</td> <td>6.00</td> <td>300</td> <td>254</td> <td>PEAK</td> </tr> </tbody> </table>	Limit	Read	Ant	Cable	Preamp	Aux	APos	TPos	Remark	Freq	Level	Level	Factor	Loss	Factor	Factor	Factor		MHz	dBuV/m	dBuV/m	dB	dBuV	dB/m	dB	dB	cm	deg	1	2381.94	56.28	74.00	-17.72	44.04	31.95	7.15	32.86	6.00	300	254	PEAK	 <p>Level (dBuV/m)</p> <p>Frequency (MHz)</p> <p>FCC PART 15C</p> <table border="1"> <thead> <tr> <th>Limit</th> <th>Read</th> <th>Ant</th> <th>Cable</th> <th>Preamp</th> <th>Aux</th> <th>APos</th> <th>TPos</th> <th>Remark</th> </tr> <tr> <th>Freq</th> <th>Level</th> <th>Level</th> <th>Factor</th> <th>Loss</th> <th>Factor</th> <th>Factor</th> <th>Factor</th> <th></th> </tr> <tr> <th>MHz</th> <th>dBuV/m</th> <th>dBuV/m</th> <th>dB</th> <th>dBuV</th> <th>dB/m</th> <th>dB</th> <th>dB</th> <th>cm</th> <th>deg</th> </tr> </thead> <tbody> <tr> <td>1</td> <td>2402.00</td> <td>96.49</td> <td>-----</td> <td>-----</td> <td>84.14</td> <td>32.00</td> <td>7.19</td> <td>32.84</td> <td>6.00</td> <td>300</td> <td>254</td> <td>PEAK</td> </tr> </tbody> </table>	Limit	Read	Ant	Cable	Preamp	Aux	APos	TPos	Remark	Freq	Level	Level	Factor	Loss	Factor	Factor	Factor		MHz	dBuV/m	dBuV/m	dB	dBuV	dB/m	dB	dB	cm	deg	1	2402.00	96.49	-----	-----	84.14	32.00	7.19	32.84	6.00	300	254	PEAK
	Limit	Read	Ant	Cable	Preamp	Aux	APos	TPos	Remark																																																																											
Freq	Level	Level	Factor	Loss	Factor	Factor	Factor																																																																													
MHz	dBuV/m	dBuV/m	dB	dBuV	dB/m	dB	dB	cm	deg																																																																											
1	2381.94	56.28	74.00	-17.72	44.04	31.95	7.15	32.86	6.00	300	254	PEAK																																																																								
Limit	Read	Ant	Cable	Preamp	Aux	APos	TPos	Remark																																																																												
Freq	Level	Level	Factor	Loss	Factor	Factor	Factor																																																																													
MHz	dBuV/m	dBuV/m	dB	dBuV	dB/m	dB	dB	cm	deg																																																																											
1	2402.00	96.49	-----	-----	84.14	32.00	7.19	32.84	6.00	300	254	PEAK																																																																								
Avg	 <p>Level (dBuV/m)</p> <p>Frequency (MHz)</p> <p>FCC PART 15C (AVG)</p> <table border="1"> <thead> <tr> <th>Limit</th> <th>Read</th> <th>Ant</th> <th>Cable</th> <th>Preamp</th> <th>Aux</th> <th>APos</th> <th>TPos</th> <th>Remark</th> </tr> <tr> <th>Freq</th> <th>Level</th> <th>Level</th> <th>Factor</th> <th>Loss</th> <th>Factor</th> <th>Factor</th> <th>Factor</th> <th></th> </tr> <tr> <th>MHz</th> <th>dBuV/m</th> <th>dBuV/m</th> <th>dB</th> <th>dBuV</th> <th>dB/m</th> <th>dB</th> <th>dB</th> <th>cm</th> <th>deg</th> </tr> </thead> <tbody> <tr> <td>1</td> <td>2383.05</td> <td>46.47</td> <td>54.00</td> <td>-7.53</td> <td>34.23</td> <td>31.95</td> <td>7.15</td> <td>32.86</td> <td>6.00</td> <td>300</td> <td>254</td> <td>AVERAGE</td> </tr> </tbody> </table>	Limit	Read	Ant	Cable	Preamp	Aux	APos	TPos	Remark	Freq	Level	Level	Factor	Loss	Factor	Factor	Factor		MHz	dBuV/m	dBuV/m	dB	dBuV	dB/m	dB	dB	cm	deg	1	2383.05	46.47	54.00	-7.53	34.23	31.95	7.15	32.86	6.00	300	254	AVERAGE	 <p>Level (dBuV/m)</p> <p>Frequency (MHz)</p> <p>FCC PART 15C (AVG)</p> <table border="1"> <thead> <tr> <th>Limit</th> <th>Read</th> <th>Ant</th> <th>Cable</th> <th>Preamp</th> <th>Aux</th> <th>APos</th> <th>TPos</th> <th>Remark</th> </tr> <tr> <th>Freq</th> <th>Level</th> <th>Level</th> <th>Factor</th> <th>Loss</th> <th>Factor</th> <th>Factor</th> <th>Factor</th> <th></th> </tr> <tr> <th>MHz</th> <th>dBuV/m</th> <th>dBuV/m</th> <th>dB</th> <th>dBuV</th> <th>dB/m</th> <th>dB</th> <th>dB</th> <th>cm</th> <th>deg</th> </tr> </thead> <tbody> <tr> <td>1</td> <td>2402.00</td> <td>96.01</td> <td>-----</td> <td>-----</td> <td>83.68</td> <td>31.99</td> <td>7.18</td> <td>32.84</td> <td>6.00</td> <td>300</td> <td>254</td> <td>AVERAGE</td> </tr> </tbody> </table>	Limit	Read	Ant	Cable	Preamp	Aux	APos	TPos	Remark	Freq	Level	Level	Factor	Loss	Factor	Factor	Factor		MHz	dBuV/m	dBuV/m	dB	dBuV	dB/m	dB	dB	cm	deg	1	2402.00	96.01	-----	-----	83.68	31.99	7.18	32.84	6.00	300	254	AVERAGE
Limit	Read	Ant	Cable	Preamp	Aux	APos	TPos	Remark																																																																												
Freq	Level	Level	Factor	Loss	Factor	Factor	Factor																																																																													
MHz	dBuV/m	dBuV/m	dB	dBuV	dB/m	dB	dB	cm	deg																																																																											
1	2383.05	46.47	54.00	-7.53	34.23	31.95	7.15	32.86	6.00	300	254	AVERAGE																																																																								
Limit	Read	Ant	Cable	Preamp	Aux	APos	TPos	Remark																																																																												
Freq	Level	Level	Factor	Loss	Factor	Factor	Factor																																																																													
MHz	dBuV/m	dBuV/m	dB	dBuV	dB/m	dB	dB	cm	deg																																																																											
1	2402.00	96.01	-----	-----	83.68	31.99	7.18	32.84	6.00	300	254	AVERAGE																																																																								

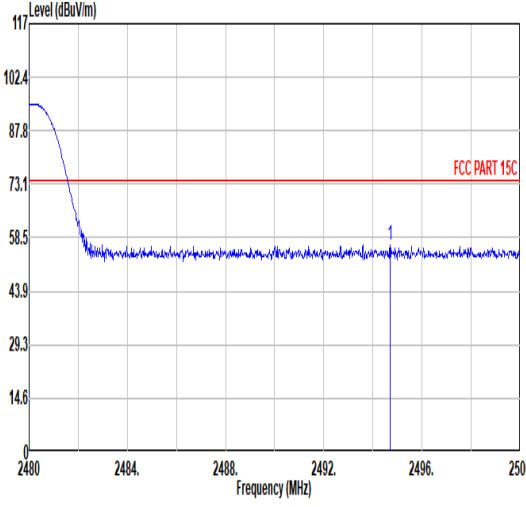
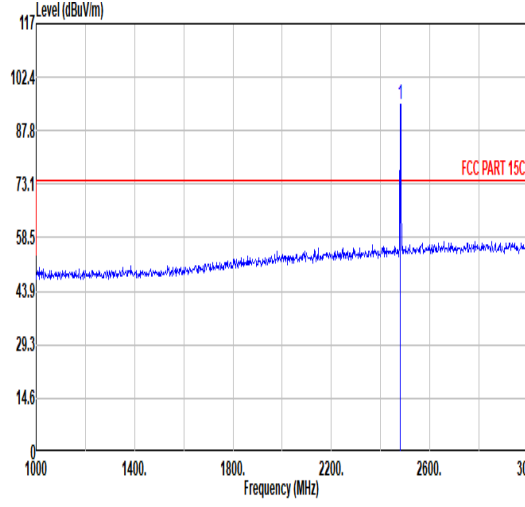
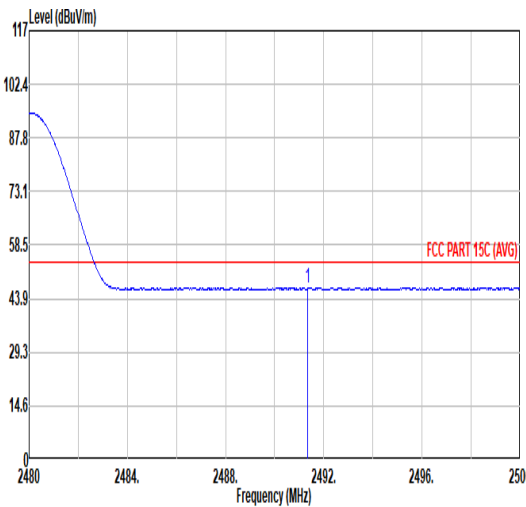
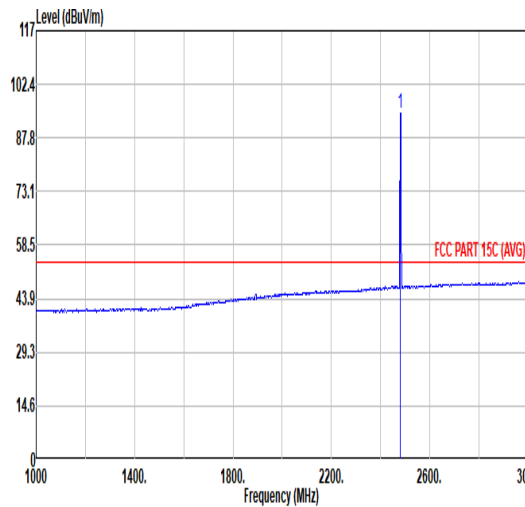


Mode	4																																																																																			
	Harmonic																																																																																			
	2400-2483.5_Bluetooth-LE_GSKF_CH00_2402MHz																																																																																			
ANT	8																																																																																			
Pol.	Horizontal	Vertical																																																																																		
Peak Avg	<table border="1"> <thead> <tr> <th>Limit</th> <th>Read</th> <th>Ant</th> <th>Cable</th> <th>Preamp</th> <th>Aux</th> <th>APos</th> <th>TPos</th> <th>Remark</th> </tr> <tr> <th>Freq</th> <th>Level</th> <th>Line Margin</th> <th>Level Factor</th> <th>Loss Factor</th> <th>Factor</th> <th></th> <th></th> <th></th> </tr> <tr> <th>MHz</th> <th>dBuV/m</th> <th>dBuV/m</th> <th>dB</th> <th>dBuV</th> <th>dB/m</th> <th>dB</th> <th>dB</th> <th>cm</th> <th>deg</th> </tr> </thead> <tbody> <tr> <td>1</td> <td>4804.00</td> <td>41.00</td> <td>74.00</td> <td>-33.00</td> <td>60.75</td> <td>34.07</td> <td>10.27</td> <td>64.09</td> <td>0.00</td> <td>300</td> <td>360</td> <td>PEAK</td> </tr> </tbody> </table>	Limit	Read	Ant	Cable	Preamp	Aux	APos	TPos	Remark	Freq	Level	Line Margin	Level Factor	Loss Factor	Factor				MHz	dBuV/m	dBuV/m	dB	dBuV	dB/m	dB	dB	cm	deg	1	4804.00	41.00	74.00	-33.00	60.75	34.07	10.27	64.09	0.00	300	360	PEAK	<table border="1"> <thead> <tr> <th>Limit</th> <th>Read</th> <th>Ant</th> <th>Cable</th> <th>Preamp</th> <th>Aux</th> <th>APos</th> <th>TPos</th> <th>Remark</th> </tr> <tr> <th>Freq</th> <th>Level</th> <th>Line Margin</th> <th>Level Factor</th> <th>Loss Factor</th> <th>Factor</th> <th></th> <th></th> <th></th> </tr> <tr> <th>MHz</th> <th>dBuV/m</th> <th>dBuV/m</th> <th>dB</th> <th>dBuV</th> <th>dB/m</th> <th>dB</th> <th>dB</th> <th>cm</th> <th>deg</th> </tr> </thead> <tbody> <tr> <td>1</td> <td>4804.00</td> <td>41.14</td> <td>74.00</td> <td>-32.86</td> <td>60.89</td> <td>34.07</td> <td>10.27</td> <td>64.09</td> <td>0.00</td> <td>100</td> <td>360</td> <td>PEAK</td> </tr> </tbody> </table>	Limit	Read	Ant	Cable	Preamp	Aux	APos	TPos	Remark	Freq	Level	Line Margin	Level Factor	Loss Factor	Factor				MHz	dBuV/m	dBuV/m	dB	dBuV	dB/m	dB	dB	cm	deg	1	4804.00	41.14	74.00	-32.86	60.89	34.07	10.27	64.09	0.00	100	360	PEAK
Limit	Read	Ant	Cable	Preamp	Aux	APos	TPos	Remark																																																																												
Freq	Level	Line Margin	Level Factor	Loss Factor	Factor																																																																															
MHz	dBuV/m	dBuV/m	dB	dBuV	dB/m	dB	dB	cm	deg																																																																											
1	4804.00	41.00	74.00	-33.00	60.75	34.07	10.27	64.09	0.00	300	360	PEAK																																																																								
Limit	Read	Ant	Cable	Preamp	Aux	APos	TPos	Remark																																																																												
Freq	Level	Line Margin	Level Factor	Loss Factor	Factor																																																																															
MHz	dBuV/m	dBuV/m	dB	dBuV	dB/m	dB	dB	cm	deg																																																																											
1	4804.00	41.14	74.00	-32.86	60.89	34.07	10.27	64.09	0.00	100	360	PEAK																																																																								



Mode	5																																																																																																									
	Harmonic																																																																																																									
	2400-2483.5_Bluetooth-LE_GSKF_CH19_2440MHz																																																																																																									
ANT	8																																																																																																									
Pol.	Horizontal	Vertical																																																																																																								
Peak Avg	<table border="1"> <thead> <tr> <th>Limit</th> <th>Read</th> <th>Ant</th> <th>Cable</th> <th>Preamp</th> <th>Aux</th> <th>APos</th> <th>TPos</th> </tr> <tr> <th>Freq</th> <th>Level</th> <th>Line Margin</th> <th>Level</th> <th>Factor</th> <th>Loss Factor</th> <th>Factor</th> <th>Remark</th> </tr> <tr> <th>MHz</th> <th>dBuV/m</th> <th>dBuV/m</th> <th>dB</th> <th>dBuV</th> <th>dB/m</th> <th>dB</th> <th>dB</th> <th>cm</th> <th>deg</th> </tr> </thead> <tbody> <tr> <td>1</td> <td>4888.00</td> <td>40.89</td> <td>74.00</td> <td>-33.11</td> <td>60.48</td> <td>34.13</td> <td>10.35</td> <td>64.07</td> <td>0.00</td> <td>300</td> <td>360</td> <td>PEAK</td> </tr> <tr> <td>2</td> <td>7320.00</td> <td>42.89</td> <td>74.00</td> <td>-31.11</td> <td>58.48</td> <td>35.41</td> <td>12.79</td> <td>63.79</td> <td>0.00</td> <td>300</td> <td>360</td> <td>PEAK</td> </tr> </tbody> </table>	Limit	Read	Ant	Cable	Preamp	Aux	APos	TPos	Freq	Level	Line Margin	Level	Factor	Loss Factor	Factor	Remark	MHz	dBuV/m	dBuV/m	dB	dBuV	dB/m	dB	dB	cm	deg	1	4888.00	40.89	74.00	-33.11	60.48	34.13	10.35	64.07	0.00	300	360	PEAK	2	7320.00	42.89	74.00	-31.11	58.48	35.41	12.79	63.79	0.00	300	360	PEAK	<table border="1"> <thead> <tr> <th>Limit</th> <th>Read</th> <th>Ant</th> <th>Cable</th> <th>Preamp</th> <th>Aux</th> <th>APos</th> <th>TPos</th> </tr> <tr> <th>Freq</th> <th>Level</th> <th>Line Margin</th> <th>Level</th> <th>Factor</th> <th>Loss Factor</th> <th>Factor</th> <th>Remark</th> </tr> <tr> <th>MHz</th> <th>dBuV/m</th> <th>dBuV/m</th> <th>dB</th> <th>dBuV</th> <th>dB/m</th> <th>dB</th> <th>dB</th> <th>cm</th> <th>deg</th> </tr> </thead> <tbody> <tr> <td>1</td> <td>4888.00</td> <td>41.13</td> <td>74.00</td> <td>-32.87</td> <td>60.72</td> <td>34.13</td> <td>10.35</td> <td>64.07</td> <td>0.00</td> <td>100</td> <td>360</td> <td>PEAK</td> </tr> <tr> <td>2</td> <td>7320.00</td> <td>43.23</td> <td>74.00</td> <td>-30.77</td> <td>58.82</td> <td>35.41</td> <td>12.79</td> <td>63.79</td> <td>0.00</td> <td>100</td> <td>360</td> <td>PEAK</td> </tr> </tbody> </table>	Limit	Read	Ant	Cable	Preamp	Aux	APos	TPos	Freq	Level	Line Margin	Level	Factor	Loss Factor	Factor	Remark	MHz	dBuV/m	dBuV/m	dB	dBuV	dB/m	dB	dB	cm	deg	1	4888.00	41.13	74.00	-32.87	60.72	34.13	10.35	64.07	0.00	100	360	PEAK	2	7320.00	43.23	74.00	-30.77	58.82	35.41	12.79	63.79	0.00	100	360	PEAK
	Limit	Read	Ant	Cable	Preamp	Aux	APos	TPos																																																																																																		
Freq	Level	Line Margin	Level	Factor	Loss Factor	Factor	Remark																																																																																																			
MHz	dBuV/m	dBuV/m	dB	dBuV	dB/m	dB	dB	cm	deg																																																																																																	
1	4888.00	40.89	74.00	-33.11	60.48	34.13	10.35	64.07	0.00	300	360	PEAK																																																																																														
2	7320.00	42.89	74.00	-31.11	58.48	35.41	12.79	63.79	0.00	300	360	PEAK																																																																																														
Limit	Read	Ant	Cable	Preamp	Aux	APos	TPos																																																																																																			
Freq	Level	Line Margin	Level	Factor	Loss Factor	Factor	Remark																																																																																																			
MHz	dBuV/m	dBuV/m	dB	dBuV	dB/m	dB	dB	cm	deg																																																																																																	
1	4888.00	41.13	74.00	-32.87	60.72	34.13	10.35	64.07	0.00	100	360	PEAK																																																																																														
2	7320.00	43.23	74.00	-30.77	58.82	35.41	12.79	63.79	0.00	100	360	PEAK																																																																																														



Mode	6																																																																													
	Band Edge																																																																													
	2400-2483.5_Bluetooth-LE_GSKF_CH39_2480MHz																																																																													
ANT	8																																																																													
Pol.	Horizontal	Fundamental																																																																												
Peak	 <p>Level (dBuV/m) vs Frequency (MHz) for Horizontal polarization. The plot shows a signal level starting at approximately 102.4 dBuV/m at 2480 MHz and dropping to about 58.5 dBuV/m by 2483.5 MHz. A red horizontal line indicates the FCC PART 15C limit at 73.1 dBuV/m. A peak is marked at 2494.70 MHz.</p> <table border="1"> <thead> <tr> <th>Limit</th> <th>Read</th> <th>Ant</th> <th>Cable</th> <th>Preamp</th> <th>Aux</th> <th>APos</th> <th>TPos</th> <th>Remark</th> </tr> <tr> <th>Freq</th> <th>Level</th> <th>Line</th> <th>Margin</th> <th>Level</th> <th>Factor</th> <th>Loss</th> <th>Factor</th> <th>Factor</th> </tr> <tr> <th>MHz</th> <th>dBuV/m</th> <th>dBuV/m</th> <th>dB</th> <th>dBuV</th> <th>dB/m</th> <th>dB</th> <th>dB</th> <th>dB</th> </tr> </thead> <tbody> <tr> <td>1 2494.70</td> <td>56.53</td> <td>74.00</td> <td>-17.47</td> <td>43.81</td> <td>32.18</td> <td>7.35</td> <td>32.81</td> <td>6.00</td> <td>300</td> <td>50 PEAK</td> </tr> </tbody> </table>	Limit	Read	Ant	Cable	Preamp	Aux	APos	TPos	Remark	Freq	Level	Line	Margin	Level	Factor	Loss	Factor	Factor	MHz	dBuV/m	dBuV/m	dB	dBuV	dB/m	dB	dB	dB	1 2494.70	56.53	74.00	-17.47	43.81	32.18	7.35	32.81	6.00	300	50 PEAK	 <p>Level (dBuV/m) vs Frequency (MHz) for Fundamental polarization. The plot shows a signal level starting at approximately 102.4 dBuV/m at 2480 MHz and dropping to about 58.5 dBuV/m by 2483.5 MHz. A red horizontal line indicates the FCC PART 15C limit at 73.1 dBuV/m. A sharp peak is marked at 2480.00 MHz.</p> <table border="1"> <thead> <tr> <th>Limit</th> <th>Read</th> <th>Ant</th> <th>Cable</th> <th>Preamp</th> <th>Aux</th> <th>APos</th> <th>TPos</th> <th>Remark</th> </tr> <tr> <th>Freq</th> <th>Level</th> <th>Line</th> <th>Margin</th> <th>Level</th> <th>Factor</th> <th>Loss</th> <th>Factor</th> <th>Factor</th> </tr> <tr> <th>MHz</th> <th>dBuV/m</th> <th>dBuV/m</th> <th>dB</th> <th>dBuV</th> <th>dB/m</th> <th>dB</th> <th>dB</th> <th>dB</th> </tr> </thead> <tbody> <tr> <td>1 2480.00</td> <td>95.05</td> <td>-----</td> <td>-----</td> <td>82.39</td> <td>32.15</td> <td>7.33</td> <td>32.82</td> <td>6.00</td> <td>300</td> <td>50 PEAK</td> </tr> </tbody> </table>	Limit	Read	Ant	Cable	Preamp	Aux	APos	TPos	Remark	Freq	Level	Line	Margin	Level	Factor	Loss	Factor	Factor	MHz	dBuV/m	dBuV/m	dB	dBuV	dB/m	dB	dB	dB	1 2480.00	95.05	-----	-----	82.39	32.15	7.33	32.82	6.00	300	50 PEAK
	Limit	Read	Ant	Cable	Preamp	Aux	APos	TPos	Remark																																																																					
Freq	Level	Line	Margin	Level	Factor	Loss	Factor	Factor																																																																						
MHz	dBuV/m	dBuV/m	dB	dBuV	dB/m	dB	dB	dB																																																																						
1 2494.70	56.53	74.00	-17.47	43.81	32.18	7.35	32.81	6.00	300	50 PEAK																																																																				
Limit	Read	Ant	Cable	Preamp	Aux	APos	TPos	Remark																																																																						
Freq	Level	Line	Margin	Level	Factor	Loss	Factor	Factor																																																																						
MHz	dBuV/m	dBuV/m	dB	dBuV	dB/m	dB	dB	dB																																																																						
1 2480.00	95.05	-----	-----	82.39	32.15	7.33	32.82	6.00	300	50 PEAK																																																																				
Avg	 <p>Level (dBuV/m) vs Frequency (MHz) for Horizontal polarization. The plot shows a signal level starting at approximately 102.4 dBuV/m at 2480 MHz and dropping to about 43.9 dBuV/m by 2483.5 MHz. A red horizontal line indicates the FCC PART 15C (AVG) limit at 54.00 dBuV/m. A peak is marked at 2491.34 MHz.</p> <table border="1"> <thead> <tr> <th>Limit</th> <th>Read</th> <th>Ant</th> <th>Cable</th> <th>Preamp</th> <th>Aux</th> <th>APos</th> <th>TPos</th> <th>Remark</th> </tr> <tr> <th>Freq</th> <th>Level</th> <th>Line</th> <th>Margin</th> <th>Level</th> <th>Factor</th> <th>Loss</th> <th>Factor</th> <th>Factor</th> </tr> <tr> <th>MHz</th> <th>dBuV/m</th> <th>dBuV/m</th> <th>dB</th> <th>dBuV</th> <th>dB/m</th> <th>dB</th> <th>dB</th> <th>dB</th> </tr> </thead> <tbody> <tr> <td>1 2491.34</td> <td>46.93</td> <td>54.00</td> <td>-7.07</td> <td>34.23</td> <td>32.17</td> <td>7.34</td> <td>32.81</td> <td>6.00</td> <td>300</td> <td>50 AVERAGE</td> </tr> </tbody> </table>	Limit	Read	Ant	Cable	Preamp	Aux	APos	TPos	Remark	Freq	Level	Line	Margin	Level	Factor	Loss	Factor	Factor	MHz	dBuV/m	dBuV/m	dB	dBuV	dB/m	dB	dB	dB	1 2491.34	46.93	54.00	-7.07	34.23	32.17	7.34	32.81	6.00	300	50 AVERAGE	 <p>Level (dBuV/m) vs Frequency (MHz) for Fundamental polarization. The plot shows a signal level starting at approximately 102.4 dBuV/m at 2480 MHz and dropping to about 43.9 dBuV/m by 2483.5 MHz. A red horizontal line indicates the FCC PART 15C (AVG) limit at 54.00 dBuV/m. A sharp peak is marked at 2480.00 MHz.</p> <table border="1"> <thead> <tr> <th>Limit</th> <th>Read</th> <th>Ant</th> <th>Cable</th> <th>Preamp</th> <th>Aux</th> <th>APos</th> <th>TPos</th> <th>Remark</th> </tr> <tr> <th>Freq</th> <th>Level</th> <th>Line</th> <th>Margin</th> <th>Level</th> <th>Factor</th> <th>Loss</th> <th>Factor</th> <th>Factor</th> </tr> <tr> <th>MHz</th> <th>dBuV/m</th> <th>dBuV/m</th> <th>dB</th> <th>dBuV</th> <th>dB/m</th> <th>dB</th> <th>dB</th> <th>dB</th> </tr> </thead> <tbody> <tr> <td>1 2480.00</td> <td>94.63</td> <td>-----</td> <td>-----</td> <td>81.98</td> <td>32.15</td> <td>7.32</td> <td>32.82</td> <td>6.00</td> <td>300</td> <td>50 AVERAGE</td> </tr> </tbody> </table>	Limit	Read	Ant	Cable	Preamp	Aux	APos	TPos	Remark	Freq	Level	Line	Margin	Level	Factor	Loss	Factor	Factor	MHz	dBuV/m	dBuV/m	dB	dBuV	dB/m	dB	dB	dB	1 2480.00	94.63	-----	-----	81.98	32.15	7.32	32.82	6.00	300	50 AVERAGE
Limit	Read	Ant	Cable	Preamp	Aux	APos	TPos	Remark																																																																						
Freq	Level	Line	Margin	Level	Factor	Loss	Factor	Factor																																																																						
MHz	dBuV/m	dBuV/m	dB	dBuV	dB/m	dB	dB	dB																																																																						
1 2491.34	46.93	54.00	-7.07	34.23	32.17	7.34	32.81	6.00	300	50 AVERAGE																																																																				
Limit	Read	Ant	Cable	Preamp	Aux	APos	TPos	Remark																																																																						
Freq	Level	Line	Margin	Level	Factor	Loss	Factor	Factor																																																																						
MHz	dBuV/m	dBuV/m	dB	dBuV	dB/m	dB	dB	dB																																																																						
1 2480.00	94.63	-----	-----	81.98	32.15	7.32	32.82	6.00	300	50 AVERAGE																																																																				



Mode	6																																																																																	
	Band Edge																																																																																	
	2400-2483.5_Bluetooth-LE_GSKF_CH39_2480MHz																																																																																	
ANT	8																																																																																	
Pol.	Vertical	Fundamental																																																																																
Peak	<table border="1"> <thead> <tr> <th>Limit</th> <th>Read</th> <th>Ant</th> <th>Cable</th> <th>Preamp</th> <th>Aux</th> <th>APos</th> <th>TPos</th> <th>Remark</th> </tr> <tr> <th>Freq</th> <th>Level</th> <th>Line</th> <th>Margin</th> <th>Level</th> <th>Factor</th> <th>Loss</th> <th>Factor</th> <th>Factor</th> </tr> <tr> <th>MHz</th> <th>dBuV/m</th> <th>dBuV/m</th> <th>dB</th> <th>dBuV</th> <th>dB/m</th> <th>dB</th> <th>dB</th> <th>dB</th> </tr> </thead> <tbody> <tr> <td>1</td> <td>2485.26</td> <td>56.84</td> <td>74.00</td> <td>-17.16</td> <td>44.16</td> <td>32.16</td> <td>7.33</td> <td>32.81</td> <td>6.00</td> <td>100</td> <td>114</td> <td>PEAK</td> </tr> </tbody> </table>	Limit	Read	Ant	Cable	Preamp	Aux	APos	TPos	Remark	Freq	Level	Line	Margin	Level	Factor	Loss	Factor	Factor	MHz	dBuV/m	dBuV/m	dB	dBuV	dB/m	dB	dB	dB	1	2485.26	56.84	74.00	-17.16	44.16	32.16	7.33	32.81	6.00	100	114	PEAK	<table border="1"> <thead> <tr> <th>Limit</th> <th>Read</th> <th>Ant</th> <th>Cable</th> <th>Preamp</th> <th>Aux</th> <th>APos</th> <th>TPos</th> <th>Remark</th> </tr> <tr> <th>Freq</th> <th>Level</th> <th>Line</th> <th>Margin</th> <th>Level</th> <th>Factor</th> <th>Loss</th> <th>Factor</th> <th>Factor</th> </tr> <tr> <th>MHz</th> <th>dBuV/m</th> <th>dBuV/m</th> <th>dB</th> <th>dBuV</th> <th>dB/m</th> <th>dB</th> <th>dB</th> <th>dB</th> </tr> </thead> <tbody> <tr> <td>1</td> <td>2480.00</td> <td>97.26</td> <td>-----</td> <td>-----</td> <td>84.60</td> <td>32.15</td> <td>7.33</td> <td>32.82</td> <td>6.00</td> <td>100</td> <td>114</td> <td>PEAK</td> </tr> </tbody> </table>	Limit	Read	Ant	Cable	Preamp	Aux	APos	TPos	Remark	Freq	Level	Line	Margin	Level	Factor	Loss	Factor	Factor	MHz	dBuV/m	dBuV/m	dB	dBuV	dB/m	dB	dB	dB	1	2480.00	97.26	-----	-----	84.60	32.15	7.33	32.82	6.00	100	114	PEAK
	Limit	Read	Ant	Cable	Preamp	Aux	APos	TPos	Remark																																																																									
Freq	Level	Line	Margin	Level	Factor	Loss	Factor	Factor																																																																										
MHz	dBuV/m	dBuV/m	dB	dBuV	dB/m	dB	dB	dB																																																																										
1	2485.26	56.84	74.00	-17.16	44.16	32.16	7.33	32.81	6.00	100	114	PEAK																																																																						
Limit	Read	Ant	Cable	Preamp	Aux	APos	TPos	Remark																																																																										
Freq	Level	Line	Margin	Level	Factor	Loss	Factor	Factor																																																																										
MHz	dBuV/m	dBuV/m	dB	dBuV	dB/m	dB	dB	dB																																																																										
1	2480.00	97.26	-----	-----	84.60	32.15	7.33	32.82	6.00	100	114	PEAK																																																																						
Avg	<table border="1"> <thead> <tr> <th>Limit</th> <th>Read</th> <th>Ant</th> <th>Cable</th> <th>Preamp</th> <th>Aux</th> <th>APos</th> <th>TPos</th> <th>Remark</th> </tr> <tr> <th>Freq</th> <th>Level</th> <th>Line</th> <th>Margin</th> <th>Level</th> <th>Factor</th> <th>Loss</th> <th>Factor</th> <th>Factor</th> </tr> <tr> <th>MHz</th> <th>dBuV/m</th> <th>dBuV/m</th> <th>dB</th> <th>dBuV</th> <th>dB/m</th> <th>dB</th> <th>dB</th> <th>dB</th> </tr> </thead> <tbody> <tr> <td>1</td> <td>2499.10</td> <td>47.03</td> <td>54.00</td> <td>-6.97</td> <td>34.29</td> <td>32.19</td> <td>7.36</td> <td>32.81</td> <td>6.00</td> <td>100</td> <td>114</td> <td>AVERAGE</td> </tr> </tbody> </table>	Limit	Read	Ant	Cable	Preamp	Aux	APos	TPos	Remark	Freq	Level	Line	Margin	Level	Factor	Loss	Factor	Factor	MHz	dBuV/m	dBuV/m	dB	dBuV	dB/m	dB	dB	dB	1	2499.10	47.03	54.00	-6.97	34.29	32.19	7.36	32.81	6.00	100	114	AVERAGE	<table border="1"> <thead> <tr> <th>Limit</th> <th>Read</th> <th>Ant</th> <th>Cable</th> <th>Preamp</th> <th>Aux</th> <th>APos</th> <th>TPos</th> <th>Remark</th> </tr> <tr> <th>Freq</th> <th>Level</th> <th>Line</th> <th>Margin</th> <th>Level</th> <th>Factor</th> <th>Loss</th> <th>Factor</th> <th>Factor</th> </tr> <tr> <th>MHz</th> <th>dBuV/m</th> <th>dBuV/m</th> <th>dB</th> <th>dBuV</th> <th>dB/m</th> <th>dB</th> <th>dB</th> <th>dB</th> </tr> </thead> <tbody> <tr> <td>1</td> <td>2480.00</td> <td>96.78</td> <td>-----</td> <td>-----</td> <td>84.12</td> <td>32.15</td> <td>7.33</td> <td>32.82</td> <td>6.00</td> <td>100</td> <td>114</td> <td>AVERAGE</td> </tr> </tbody> </table>	Limit	Read	Ant	Cable	Preamp	Aux	APos	TPos	Remark	Freq	Level	Line	Margin	Level	Factor	Loss	Factor	Factor	MHz	dBuV/m	dBuV/m	dB	dBuV	dB/m	dB	dB	dB	1	2480.00	96.78	-----	-----	84.12	32.15	7.33	32.82	6.00	100	114	AVERAGE
Limit	Read	Ant	Cable	Preamp	Aux	APos	TPos	Remark																																																																										
Freq	Level	Line	Margin	Level	Factor	Loss	Factor	Factor																																																																										
MHz	dBuV/m	dBuV/m	dB	dBuV	dB/m	dB	dB	dB																																																																										
1	2499.10	47.03	54.00	-6.97	34.29	32.19	7.36	32.81	6.00	100	114	AVERAGE																																																																						
Limit	Read	Ant	Cable	Preamp	Aux	APos	TPos	Remark																																																																										
Freq	Level	Line	Margin	Level	Factor	Loss	Factor	Factor																																																																										
MHz	dBuV/m	dBuV/m	dB	dBuV	dB/m	dB	dB	dB																																																																										
1	2480.00	96.78	-----	-----	84.12	32.15	7.33	32.82	6.00	100	114	AVERAGE																																																																						

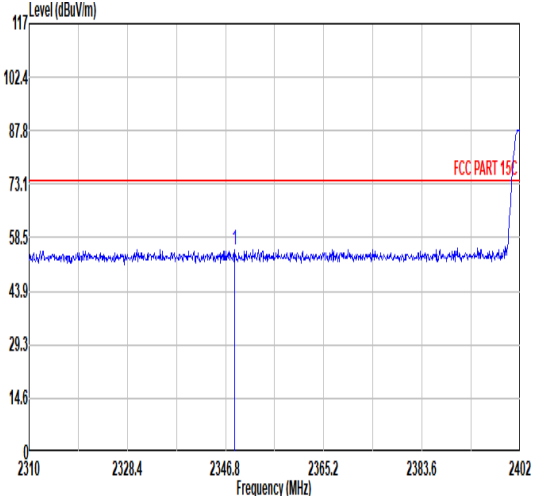
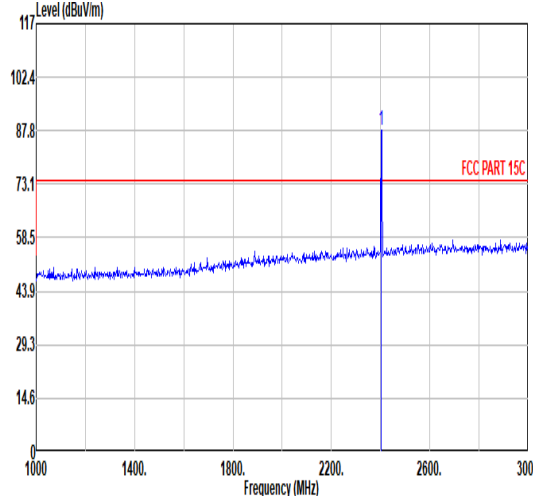
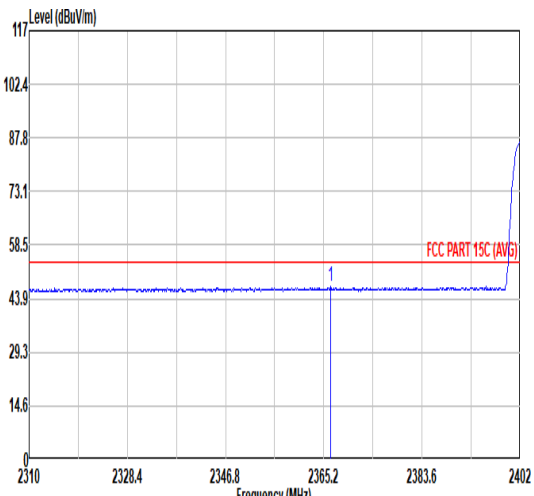
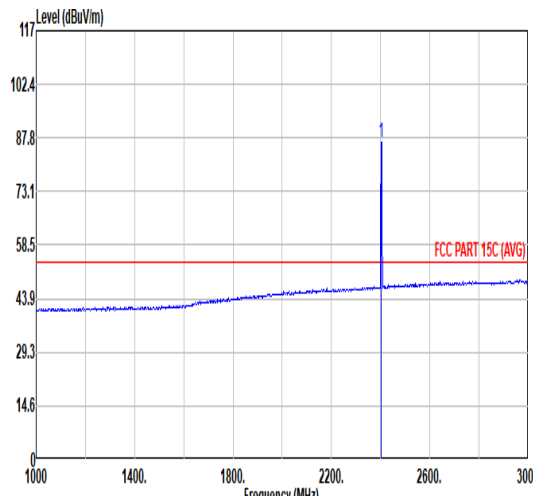


Mode	6																																																																																																									
	Harmonic																																																																																																									
	2400-2483.5_Bluetooth-LE_GSKF_CH39_2480MHz																																																																																																									
ANT	8																																																																																																									
Pol.	Horizontal	Vertical																																																																																																								
Peak Avg	<table border="1"> <thead> <tr> <th>Limit</th> <th>Read</th> <th>Ant</th> <th>Cable</th> <th>Preamp</th> <th>Aux</th> <th>APos</th> <th>TPos</th> </tr> <tr> <th>Freq</th> <th>Level</th> <th>Line Margin</th> <th>Level</th> <th>Factor</th> <th>Loss Factor</th> <th>Factor</th> <th>Remark</th> </tr> <tr> <th>MHz</th> <th>dBuV/m</th> <th>dBuV/m</th> <th>dB</th> <th>dBuV</th> <th>dB/m</th> <th>dB</th> <th>dB</th> <th>cm</th> <th>deg</th> </tr> </thead> <tbody> <tr> <td>1</td> <td>4960.00</td> <td>40.62</td> <td>74.00</td> <td>-33.38</td> <td>61.25</td> <td>34.20</td> <td>10.44</td> <td>65.27</td> <td>0.00</td> <td>300</td> <td>360</td> <td>PEAK</td> </tr> <tr> <td>2</td> <td>7440.00</td> <td>42.47</td> <td>74.00</td> <td>-31.53</td> <td>59.82</td> <td>35.42</td> <td>12.93</td> <td>65.70</td> <td>0.00</td> <td>300</td> <td>360</td> <td>PEAK</td> </tr> </tbody> </table>	Limit	Read	Ant	Cable	Preamp	Aux	APos	TPos	Freq	Level	Line Margin	Level	Factor	Loss Factor	Factor	Remark	MHz	dBuV/m	dBuV/m	dB	dBuV	dB/m	dB	dB	cm	deg	1	4960.00	40.62	74.00	-33.38	61.25	34.20	10.44	65.27	0.00	300	360	PEAK	2	7440.00	42.47	74.00	-31.53	59.82	35.42	12.93	65.70	0.00	300	360	PEAK	<table border="1"> <thead> <tr> <th>Limit</th> <th>Read</th> <th>Ant</th> <th>Cable</th> <th>Preamp</th> <th>Aux</th> <th>APos</th> <th>TPos</th> </tr> <tr> <th>Freq</th> <th>Level</th> <th>Line Margin</th> <th>Level</th> <th>Factor</th> <th>Loss Factor</th> <th>Factor</th> <th>Remark</th> </tr> <tr> <th>MHz</th> <th>dBuV/m</th> <th>dBuV/m</th> <th>dB</th> <th>dBuV</th> <th>dB/m</th> <th>dB</th> <th>dB</th> <th>cm</th> <th>deg</th> </tr> </thead> <tbody> <tr> <td>1</td> <td>4960.00</td> <td>42.37</td> <td>74.00</td> <td>-31.63</td> <td>63.00</td> <td>34.20</td> <td>10.44</td> <td>65.27</td> <td>0.00</td> <td>100</td> <td>360</td> <td>PEAK</td> </tr> <tr> <td>2</td> <td>7440.00</td> <td>42.39</td> <td>74.00</td> <td>-31.61</td> <td>59.74</td> <td>35.42</td> <td>12.93</td> <td>65.70</td> <td>0.00</td> <td>100</td> <td>360</td> <td>PEAK</td> </tr> </tbody> </table>	Limit	Read	Ant	Cable	Preamp	Aux	APos	TPos	Freq	Level	Line Margin	Level	Factor	Loss Factor	Factor	Remark	MHz	dBuV/m	dBuV/m	dB	dBuV	dB/m	dB	dB	cm	deg	1	4960.00	42.37	74.00	-31.63	63.00	34.20	10.44	65.27	0.00	100	360	PEAK	2	7440.00	42.39	74.00	-31.61	59.74	35.42	12.93	65.70	0.00	100	360	PEAK
	Limit	Read	Ant	Cable	Preamp	Aux	APos	TPos																																																																																																		
Freq	Level	Line Margin	Level	Factor	Loss Factor	Factor	Remark																																																																																																			
MHz	dBuV/m	dBuV/m	dB	dBuV	dB/m	dB	dB	cm	deg																																																																																																	
1	4960.00	40.62	74.00	-33.38	61.25	34.20	10.44	65.27	0.00	300	360	PEAK																																																																																														
2	7440.00	42.47	74.00	-31.53	59.82	35.42	12.93	65.70	0.00	300	360	PEAK																																																																																														
Limit	Read	Ant	Cable	Preamp	Aux	APos	TPos																																																																																																			
Freq	Level	Line Margin	Level	Factor	Loss Factor	Factor	Remark																																																																																																			
MHz	dBuV/m	dBuV/m	dB	dBuV	dB/m	dB	dB	cm	deg																																																																																																	
1	4960.00	42.37	74.00	-31.63	63.00	34.20	10.44	65.27	0.00	100	360	PEAK																																																																																														
2	7440.00	42.39	74.00	-31.61	59.74	35.42	12.93	65.70	0.00	100	360	PEAK																																																																																														



Mode	7																																																																																			
	Band Edge																																																																																			
	2400-2483.5_Bluetooth-LE_GSKF_CH00_2402MHz																																																																																			
ANT	8																																																																																			
Pol.	Horizontal	Fundamental																																																																																		
Peak	<table border="1"> <thead> <tr> <th>Limit</th> <th>Read</th> <th>Ant</th> <th>Cable</th> <th>Preamp</th> <th>Aux</th> <th>APos</th> <th>TPos</th> <th>Remark</th> </tr> <tr> <th>Freq</th> <th>Level</th> <th>Line Margin</th> <th>Level Factor</th> <th>Loss Factor</th> <th>Factor</th> <th></th> <th></th> <th></th> </tr> <tr> <th>MHz</th> <th>dBuV/m</th> <th>dBuV/m</th> <th>dB</th> <th>dBuV</th> <th>dB/m</th> <th>dB</th> <th>dB</th> <th>cm</th> <th>deg</th> </tr> </thead> <tbody> <tr> <td>1</td> <td>2363.27</td> <td>55.79</td> <td>74.00</td> <td>-18.21</td> <td>43.63</td> <td>31.91</td> <td>7.12</td> <td>32.87</td> <td>6.00</td> <td>128</td> <td>291</td> <td>PEAK</td> </tr> </tbody> </table>	Limit	Read	Ant	Cable	Preamp	Aux	APos	TPos	Remark	Freq	Level	Line Margin	Level Factor	Loss Factor	Factor				MHz	dBuV/m	dBuV/m	dB	dBuV	dB/m	dB	dB	cm	deg	1	2363.27	55.79	74.00	-18.21	43.63	31.91	7.12	32.87	6.00	128	291	PEAK	<table border="1"> <thead> <tr> <th>Limit</th> <th>Read</th> <th>Ant</th> <th>Cable</th> <th>Preamp</th> <th>Aux</th> <th>APos</th> <th>TPos</th> <th>Remark</th> </tr> <tr> <th>Freq</th> <th>Level</th> <th>Line Margin</th> <th>Level Factor</th> <th>Loss Factor</th> <th>Factor</th> <th></th> <th></th> <th></th> </tr> <tr> <th>MHz</th> <th>dBuV/m</th> <th>dBuV/m</th> <th>dB</th> <th>dBuV</th> <th>dB/m</th> <th>dB</th> <th>dB</th> <th>cm</th> <th>deg</th> </tr> </thead> <tbody> <tr> <td>1</td> <td>2402.00</td> <td>94.81</td> <td>-----</td> <td>-----</td> <td>82.46</td> <td>32.00</td> <td>7.19</td> <td>32.84</td> <td>6.00</td> <td>128</td> <td>291</td> <td>PEAK</td> </tr> </tbody> </table>	Limit	Read	Ant	Cable	Preamp	Aux	APos	TPos	Remark	Freq	Level	Line Margin	Level Factor	Loss Factor	Factor				MHz	dBuV/m	dBuV/m	dB	dBuV	dB/m	dB	dB	cm	deg	1	2402.00	94.81	-----	-----	82.46	32.00	7.19	32.84	6.00	128	291	PEAK
	Limit	Read	Ant	Cable	Preamp	Aux	APos	TPos	Remark																																																																											
Freq	Level	Line Margin	Level Factor	Loss Factor	Factor																																																																															
MHz	dBuV/m	dBuV/m	dB	dBuV	dB/m	dB	dB	cm	deg																																																																											
1	2363.27	55.79	74.00	-18.21	43.63	31.91	7.12	32.87	6.00	128	291	PEAK																																																																								
Limit	Read	Ant	Cable	Preamp	Aux	APos	TPos	Remark																																																																												
Freq	Level	Line Margin	Level Factor	Loss Factor	Factor																																																																															
MHz	dBuV/m	dBuV/m	dB	dBuV	dB/m	dB	dB	cm	deg																																																																											
1	2402.00	94.81	-----	-----	82.46	32.00	7.19	32.84	6.00	128	291	PEAK																																																																								
Avg	<table border="1"> <thead> <tr> <th>Limit</th> <th>Read</th> <th>Ant</th> <th>Cable</th> <th>Preamp</th> <th>Aux</th> <th>APos</th> <th>TPos</th> <th>Remark</th> </tr> <tr> <th>Freq</th> <th>Level</th> <th>Line Margin</th> <th>Level Factor</th> <th>Loss Factor</th> <th>Factor</th> <th></th> <th></th> <th></th> </tr> <tr> <th>MHz</th> <th>dBuV/m</th> <th>dBuV/m</th> <th>dB</th> <th>dBuV</th> <th>dB/m</th> <th>dB</th> <th>dB</th> <th>cm</th> <th>deg</th> </tr> </thead> <tbody> <tr> <td>1</td> <td>2389.30</td> <td>47.04</td> <td>54.00</td> <td>-6.96</td> <td>34.76</td> <td>31.97</td> <td>7.16</td> <td>32.85</td> <td>6.00</td> <td>128</td> <td>291</td> <td>AVERAGE</td> </tr> </tbody> </table>	Limit	Read	Ant	Cable	Preamp	Aux	APos	TPos	Remark	Freq	Level	Line Margin	Level Factor	Loss Factor	Factor				MHz	dBuV/m	dBuV/m	dB	dBuV	dB/m	dB	dB	cm	deg	1	2389.30	47.04	54.00	-6.96	34.76	31.97	7.16	32.85	6.00	128	291	AVERAGE	<table border="1"> <thead> <tr> <th>Limit</th> <th>Read</th> <th>Ant</th> <th>Cable</th> <th>Preamp</th> <th>Aux</th> <th>APos</th> <th>TPos</th> <th>Remark</th> </tr> <tr> <th>Freq</th> <th>Level</th> <th>Line Margin</th> <th>Level Factor</th> <th>Loss Factor</th> <th>Factor</th> <th></th> <th></th> <th></th> </tr> <tr> <th>MHz</th> <th>dBuV/m</th> <th>dBuV/m</th> <th>dB</th> <th>dBuV</th> <th>dB/m</th> <th>dB</th> <th>dB</th> <th>cm</th> <th>deg</th> </tr> </thead> <tbody> <tr> <td>1</td> <td>2402.00</td> <td>93.50</td> <td>-----</td> <td>-----</td> <td>81.15</td> <td>32.00</td> <td>7.19</td> <td>32.84</td> <td>6.00</td> <td>128</td> <td>291</td> <td>AVERAGE</td> </tr> </tbody> </table>	Limit	Read	Ant	Cable	Preamp	Aux	APos	TPos	Remark	Freq	Level	Line Margin	Level Factor	Loss Factor	Factor				MHz	dBuV/m	dBuV/m	dB	dBuV	dB/m	dB	dB	cm	deg	1	2402.00	93.50	-----	-----	81.15	32.00	7.19	32.84	6.00	128	291	AVERAGE
Limit	Read	Ant	Cable	Preamp	Aux	APos	TPos	Remark																																																																												
Freq	Level	Line Margin	Level Factor	Loss Factor	Factor																																																																															
MHz	dBuV/m	dBuV/m	dB	dBuV	dB/m	dB	dB	cm	deg																																																																											
1	2389.30	47.04	54.00	-6.96	34.76	31.97	7.16	32.85	6.00	128	291	AVERAGE																																																																								
Limit	Read	Ant	Cable	Preamp	Aux	APos	TPos	Remark																																																																												
Freq	Level	Line Margin	Level Factor	Loss Factor	Factor																																																																															
MHz	dBuV/m	dBuV/m	dB	dBuV	dB/m	dB	dB	cm	deg																																																																											
1	2402.00	93.50	-----	-----	81.15	32.00	7.19	32.84	6.00	128	291	AVERAGE																																																																								

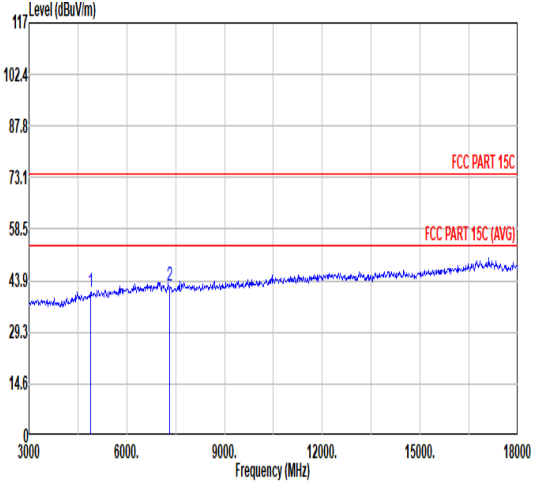
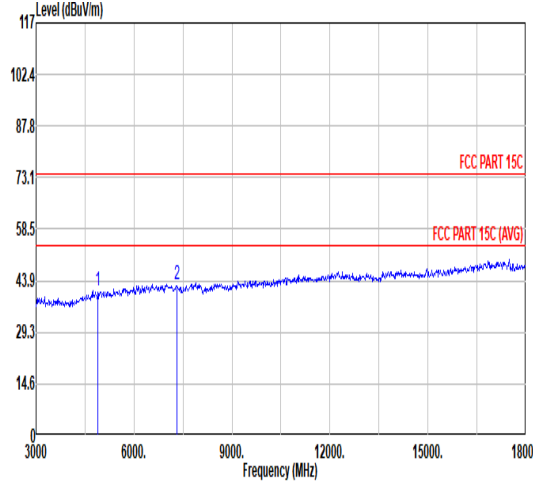


Mode	7																																																																																			
	Band Edge																																																																																			
	2400-2483.5_Bluetooth-LE_GSKF_CH00_2402MHz																																																																																			
ANT	8																																																																																			
Pol.	Vertical	Fundamental																																																																																		
Peak	 <p>Level (dBuV/m) vs Frequency (MHz) plot for Vertical polarization. The plot shows a signal level around 50 dBuV/m with a sharp peak at 2402 MHz reaching approximately 87.9 dBuV/m. A red horizontal line indicates the FCC PART 15C limit at 73.1 dBuV/m.</p> <table border="1"> <thead> <tr> <th>Limit</th> <th>Read</th> <th>Ant</th> <th>Cable</th> <th>Preamp</th> <th>Aux</th> <th>APos</th> <th>TPos</th> <th>Remark</th> </tr> <tr> <th>Freq</th> <th>Level</th> <th>Line</th> <th>Margin</th> <th>Level</th> <th>Factor</th> <th>Loss</th> <th>Factor</th> <th>Factor</th> </tr> <tr> <th>MHz</th> <th>dBuV/m</th> <th>dBuV/m</th> <th>dB</th> <th>dBuV</th> <th>dB/m</th> <th>dB</th> <th>dB</th> <th>cm</th> <th>deg</th> </tr> </thead> <tbody> <tr> <td>1</td> <td>2348.55</td> <td>55.41</td> <td>74.00</td> <td>-18.59</td> <td>43.32</td> <td>31.88</td> <td>7.10</td> <td>32.89</td> <td>6.00</td> <td>100</td> <td>248</td> <td>PEAK</td> </tr> </tbody> </table>	Limit	Read	Ant	Cable	Preamp	Aux	APos	TPos	Remark	Freq	Level	Line	Margin	Level	Factor	Loss	Factor	Factor	MHz	dBuV/m	dBuV/m	dB	dBuV	dB/m	dB	dB	cm	deg	1	2348.55	55.41	74.00	-18.59	43.32	31.88	7.10	32.89	6.00	100	248	PEAK	 <p>Level (dBuV/m) vs Frequency (MHz) plot for Fundamental polarization. The plot shows a signal level around 50 dBuV/m with a sharp peak at 2402 MHz reaching approximately 87.9 dBuV/m. A red horizontal line indicates the FCC PART 15C limit at 73.1 dBuV/m.</p> <table border="1"> <thead> <tr> <th>Limit</th> <th>Read</th> <th>Ant</th> <th>Cable</th> <th>Preamp</th> <th>Aux</th> <th>APos</th> <th>TPos</th> <th>Remark</th> </tr> <tr> <th>Freq</th> <th>Level</th> <th>Line</th> <th>Margin</th> <th>Level</th> <th>Factor</th> <th>Loss</th> <th>Factor</th> <th>Factor</th> </tr> <tr> <th>MHz</th> <th>dBuV/m</th> <th>dBuV/m</th> <th>dB</th> <th>dBuV</th> <th>dB/m</th> <th>dB</th> <th>dB</th> <th>cm</th> <th>deg</th> </tr> </thead> <tbody> <tr> <td>1</td> <td>2402.00</td> <td>87.90</td> <td>-----</td> <td>-----</td> <td>75.55</td> <td>32.00</td> <td>7.19</td> <td>32.84</td> <td>6.00</td> <td>100</td> <td>248</td> <td>PEAK</td> </tr> </tbody> </table>	Limit	Read	Ant	Cable	Preamp	Aux	APos	TPos	Remark	Freq	Level	Line	Margin	Level	Factor	Loss	Factor	Factor	MHz	dBuV/m	dBuV/m	dB	dBuV	dB/m	dB	dB	cm	deg	1	2402.00	87.90	-----	-----	75.55	32.00	7.19	32.84	6.00	100	248	PEAK
	Limit	Read	Ant	Cable	Preamp	Aux	APos	TPos	Remark																																																																											
Freq	Level	Line	Margin	Level	Factor	Loss	Factor	Factor																																																																												
MHz	dBuV/m	dBuV/m	dB	dBuV	dB/m	dB	dB	cm	deg																																																																											
1	2348.55	55.41	74.00	-18.59	43.32	31.88	7.10	32.89	6.00	100	248	PEAK																																																																								
Limit	Read	Ant	Cable	Preamp	Aux	APos	TPos	Remark																																																																												
Freq	Level	Line	Margin	Level	Factor	Loss	Factor	Factor																																																																												
MHz	dBuV/m	dBuV/m	dB	dBuV	dB/m	dB	dB	cm	deg																																																																											
1	2402.00	87.90	-----	-----	75.55	32.00	7.19	32.84	6.00	100	248	PEAK																																																																								
Avg	 <p>Level (dBuV/m) vs Frequency (MHz) plot for Vertical polarization showing the average signal. The signal level is around 45 dBuV/m with a peak at 2402 MHz reaching approximately 87.9 dBuV/m. A red horizontal line indicates the FCC PART 15C (AVG) limit at 58.5 dBuV/m.</p> <table border="1"> <thead> <tr> <th>Limit</th> <th>Read</th> <th>Ant</th> <th>Cable</th> <th>Preamp</th> <th>Aux</th> <th>APos</th> <th>TPos</th> <th>Remark</th> </tr> <tr> <th>Freq</th> <th>Level</th> <th>Line</th> <th>Margin</th> <th>Level</th> <th>Factor</th> <th>Loss</th> <th>Factor</th> <th>Factor</th> </tr> <tr> <th>MHz</th> <th>dBuV/m</th> <th>dBuV/m</th> <th>dB</th> <th>dBuV</th> <th>dB/m</th> <th>dB</th> <th>dB</th> <th>cm</th> <th>deg</th> </tr> </thead> <tbody> <tr> <td>1</td> <td>2366.49</td> <td>47.08</td> <td>54.00</td> <td>-6.92</td> <td>34.90</td> <td>31.92</td> <td>7.13</td> <td>32.87</td> <td>6.00</td> <td>100</td> <td>248</td> <td>AVERAGE</td> </tr> </tbody> </table>	Limit	Read	Ant	Cable	Preamp	Aux	APos	TPos	Remark	Freq	Level	Line	Margin	Level	Factor	Loss	Factor	Factor	MHz	dBuV/m	dBuV/m	dB	dBuV	dB/m	dB	dB	cm	deg	1	2366.49	47.08	54.00	-6.92	34.90	31.92	7.13	32.87	6.00	100	248	AVERAGE	 <p>Level (dBuV/m) vs Frequency (MHz) plot for Fundamental polarization showing the average signal. The signal level is around 45 dBuV/m with a peak at 2402 MHz reaching approximately 87.9 dBuV/m. A red horizontal line indicates the FCC PART 15C (AVG) limit at 58.5 dBuV/m.</p> <table border="1"> <thead> <tr> <th>Limit</th> <th>Read</th> <th>Ant</th> <th>Cable</th> <th>Preamp</th> <th>Aux</th> <th>APos</th> <th>TPos</th> <th>Remark</th> </tr> <tr> <th>Freq</th> <th>Level</th> <th>Line</th> <th>Margin</th> <th>Level</th> <th>Factor</th> <th>Loss</th> <th>Factor</th> <th>Factor</th> </tr> <tr> <th>MHz</th> <th>dBuV/m</th> <th>dBuV/m</th> <th>dB</th> <th>dBuV</th> <th>dB/m</th> <th>dB</th> <th>dB</th> <th>cm</th> <th>deg</th> </tr> </thead> <tbody> <tr> <td>1</td> <td>2402.00</td> <td>86.65</td> <td>-----</td> <td>-----</td> <td>74.32</td> <td>31.99</td> <td>7.18</td> <td>32.84</td> <td>6.00</td> <td>100</td> <td>248</td> <td>AVERAGE</td> </tr> </tbody> </table>	Limit	Read	Ant	Cable	Preamp	Aux	APos	TPos	Remark	Freq	Level	Line	Margin	Level	Factor	Loss	Factor	Factor	MHz	dBuV/m	dBuV/m	dB	dBuV	dB/m	dB	dB	cm	deg	1	2402.00	86.65	-----	-----	74.32	31.99	7.18	32.84	6.00	100	248	AVERAGE
Limit	Read	Ant	Cable	Preamp	Aux	APos	TPos	Remark																																																																												
Freq	Level	Line	Margin	Level	Factor	Loss	Factor	Factor																																																																												
MHz	dBuV/m	dBuV/m	dB	dBuV	dB/m	dB	dB	cm	deg																																																																											
1	2366.49	47.08	54.00	-6.92	34.90	31.92	7.13	32.87	6.00	100	248	AVERAGE																																																																								
Limit	Read	Ant	Cable	Preamp	Aux	APos	TPos	Remark																																																																												
Freq	Level	Line	Margin	Level	Factor	Loss	Factor	Factor																																																																												
MHz	dBuV/m	dBuV/m	dB	dBuV	dB/m	dB	dB	cm	deg																																																																											
1	2402.00	86.65	-----	-----	74.32	31.99	7.18	32.84	6.00	100	248	AVERAGE																																																																								



Mode	7																																																																																			
	Harmonic																																																																																			
	2400-2483.5_Bluetooth-LE_GSKF_CH00_2402MHz																																																																																			
ANT	8																																																																																			
Pol.	Horizontal	Vertical																																																																																		
Peak Avg	<table border="1"> <thead> <tr> <th>Limit</th> <th>Read</th> <th>Ant</th> <th>Cable</th> <th>Preamp</th> <th>Aux</th> <th>APos</th> <th>TPos</th> <th>Remark</th> </tr> <tr> <th>Freq</th> <th>Level</th> <th>Line Margin</th> <th>Level Factor</th> <th>Loss Factor</th> <th>Factor</th> <th></th> <th></th> <th></th> </tr> <tr> <th>MHz</th> <th>dBuV/m</th> <th>dBuV/m</th> <th>dB</th> <th>dBuV</th> <th>dB/m</th> <th>dB</th> <th>dB</th> <th>cm</th> <th>deg</th> </tr> </thead> <tbody> <tr> <td>1</td> <td>4804.00</td> <td>40.57</td> <td>74.00</td> <td>-33.43</td> <td>61.49</td> <td>34.07</td> <td>10.27</td> <td>65.26</td> <td>0.00</td> <td>300</td> <td>360</td> <td>PEAK</td> </tr> </tbody> </table>	Limit	Read	Ant	Cable	Preamp	Aux	APos	TPos	Remark	Freq	Level	Line Margin	Level Factor	Loss Factor	Factor				MHz	dBuV/m	dBuV/m	dB	dBuV	dB/m	dB	dB	cm	deg	1	4804.00	40.57	74.00	-33.43	61.49	34.07	10.27	65.26	0.00	300	360	PEAK	<table border="1"> <thead> <tr> <th>Limit</th> <th>Read</th> <th>Ant</th> <th>Cable</th> <th>Preamp</th> <th>Aux</th> <th>APos</th> <th>TPos</th> <th>Remark</th> </tr> <tr> <th>Freq</th> <th>Level</th> <th>Line Margin</th> <th>Level Factor</th> <th>Loss Factor</th> <th>Factor</th> <th></th> <th></th> <th></th> </tr> <tr> <th>MHz</th> <th>dBuV/m</th> <th>dBuV/m</th> <th>dB</th> <th>dBuV</th> <th>dB/m</th> <th>dB</th> <th>dB</th> <th>cm</th> <th>deg</th> </tr> </thead> <tbody> <tr> <td>1</td> <td>4804.00</td> <td>41.09</td> <td>74.00</td> <td>-32.91</td> <td>62.01</td> <td>34.07</td> <td>10.27</td> <td>65.26</td> <td>0.00</td> <td>100</td> <td>360</td> <td>PEAK</td> </tr> </tbody> </table>	Limit	Read	Ant	Cable	Preamp	Aux	APos	TPos	Remark	Freq	Level	Line Margin	Level Factor	Loss Factor	Factor				MHz	dBuV/m	dBuV/m	dB	dBuV	dB/m	dB	dB	cm	deg	1	4804.00	41.09	74.00	-32.91	62.01	34.07	10.27	65.26	0.00	100	360	PEAK
Limit	Read	Ant	Cable	Preamp	Aux	APos	TPos	Remark																																																																												
Freq	Level	Line Margin	Level Factor	Loss Factor	Factor																																																																															
MHz	dBuV/m	dBuV/m	dB	dBuV	dB/m	dB	dB	cm	deg																																																																											
1	4804.00	40.57	74.00	-33.43	61.49	34.07	10.27	65.26	0.00	300	360	PEAK																																																																								
Limit	Read	Ant	Cable	Preamp	Aux	APos	TPos	Remark																																																																												
Freq	Level	Line Margin	Level Factor	Loss Factor	Factor																																																																															
MHz	dBuV/m	dBuV/m	dB	dBuV	dB/m	dB	dB	cm	deg																																																																											
1	4804.00	41.09	74.00	-32.91	62.01	34.07	10.27	65.26	0.00	100	360	PEAK																																																																								

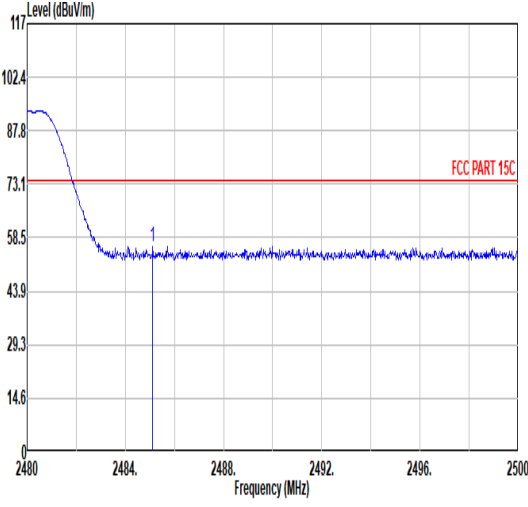
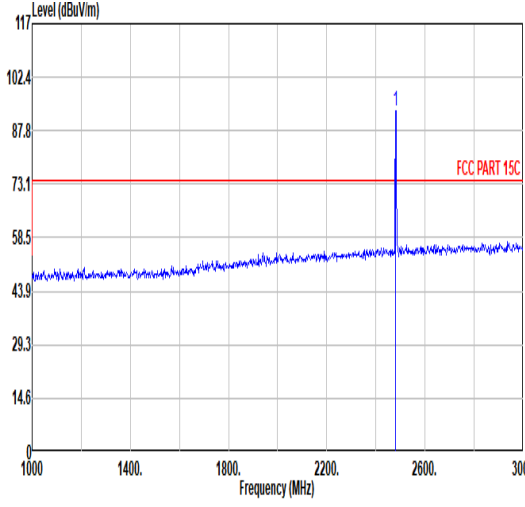
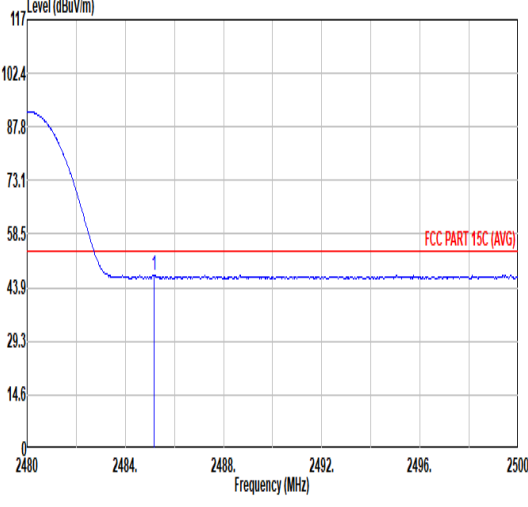
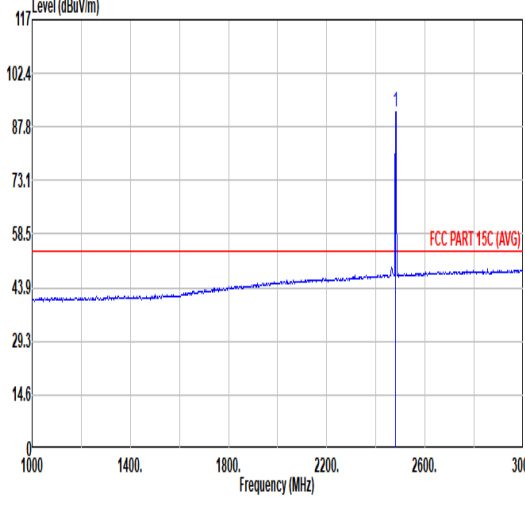


Mode	8																																																																																																									
	Harmonic																																																																																																									
	2400-2483.5_Bluetooth-LE_GSKF_CH19_2440MHz																																																																																																									
ANT	8																																																																																																									
Pol.	Horizontal	Vertical																																																																																																								
Peak Avg	 <p>Level (dBuV/m) vs Frequency (MHz) for Horizontal polarization. Two peaks are marked at 4880.00 MHz and 7320.00 MHz. Limits for FCC PART 15C and FCC PART 15C (AVG) are shown.</p> <table border="1"> <thead> <tr> <th>Limit</th> <th>Read</th> <th>Ant</th> <th>Cable</th> <th>Preamp</th> <th>Aux</th> <th>APos</th> <th>TPos</th> </tr> <tr> <th>Freq</th> <th>Level</th> <th>Line Margin</th> <th>Level</th> <th>Factor</th> <th>Loss Factor</th> <th>Factor</th> <th>Remark</th> </tr> <tr> <th>MHz</th> <th>dBuV/m</th> <th>dBuV/m</th> <th>dB</th> <th>dBuV</th> <th>dB/m</th> <th>dB</th> <th>dB</th> <th>cm</th> <th>deg</th> </tr> </thead> <tbody> <tr> <td>1</td> <td>4880.00</td> <td>40.67</td> <td>74.00</td> <td>-33.33</td> <td>61.46</td> <td>34.13</td> <td>10.35</td> <td>65.27</td> <td>0.00</td> <td>300</td> <td>360</td> <td>PEAK</td> </tr> <tr> <td>2</td> <td>7320.00</td> <td>42.47</td> <td>74.00</td> <td>-31.53</td> <td>59.65</td> <td>35.41</td> <td>12.79</td> <td>65.38</td> <td>0.00</td> <td>300</td> <td>360</td> <td>PEAK</td> </tr> </tbody> </table>	Limit	Read	Ant	Cable	Preamp	Aux	APos	TPos	Freq	Level	Line Margin	Level	Factor	Loss Factor	Factor	Remark	MHz	dBuV/m	dBuV/m	dB	dBuV	dB/m	dB	dB	cm	deg	1	4880.00	40.67	74.00	-33.33	61.46	34.13	10.35	65.27	0.00	300	360	PEAK	2	7320.00	42.47	74.00	-31.53	59.65	35.41	12.79	65.38	0.00	300	360	PEAK	 <p>Level (dBuV/m) vs Frequency (MHz) for Vertical polarization. Two peaks are marked at 4880.00 MHz and 7320.00 MHz. Limits for FCC PART 15C and FCC PART 15C (AVG) are shown.</p> <table border="1"> <thead> <tr> <th>Limit</th> <th>Read</th> <th>Ant</th> <th>Cable</th> <th>Preamp</th> <th>Aux</th> <th>APos</th> <th>TPos</th> </tr> <tr> <th>Freq</th> <th>Level</th> <th>Line Margin</th> <th>Level</th> <th>Factor</th> <th>Loss Factor</th> <th>Factor</th> <th>Remark</th> </tr> <tr> <th>MHz</th> <th>dBuV/m</th> <th>dBuV/m</th> <th>dB</th> <th>dBuV</th> <th>dB/m</th> <th>dB</th> <th>dB</th> <th>cm</th> <th>deg</th> </tr> </thead> <tbody> <tr> <td>1</td> <td>4880.00</td> <td>41.12</td> <td>74.00</td> <td>-32.88</td> <td>61.91</td> <td>34.13</td> <td>10.35</td> <td>65.27</td> <td>0.00</td> <td>100</td> <td>360</td> <td>PEAK</td> </tr> <tr> <td>2</td> <td>7320.00</td> <td>42.98</td> <td>74.00</td> <td>-31.02</td> <td>60.16</td> <td>35.41</td> <td>12.79</td> <td>65.38</td> <td>0.00</td> <td>100</td> <td>360</td> <td>PEAK</td> </tr> </tbody> </table>	Limit	Read	Ant	Cable	Preamp	Aux	APos	TPos	Freq	Level	Line Margin	Level	Factor	Loss Factor	Factor	Remark	MHz	dBuV/m	dBuV/m	dB	dBuV	dB/m	dB	dB	cm	deg	1	4880.00	41.12	74.00	-32.88	61.91	34.13	10.35	65.27	0.00	100	360	PEAK	2	7320.00	42.98	74.00	-31.02	60.16	35.41	12.79	65.38	0.00	100	360	PEAK
	Limit	Read	Ant	Cable	Preamp	Aux	APos	TPos																																																																																																		
Freq	Level	Line Margin	Level	Factor	Loss Factor	Factor	Remark																																																																																																			
MHz	dBuV/m	dBuV/m	dB	dBuV	dB/m	dB	dB	cm	deg																																																																																																	
1	4880.00	40.67	74.00	-33.33	61.46	34.13	10.35	65.27	0.00	300	360	PEAK																																																																																														
2	7320.00	42.47	74.00	-31.53	59.65	35.41	12.79	65.38	0.00	300	360	PEAK																																																																																														
Limit	Read	Ant	Cable	Preamp	Aux	APos	TPos																																																																																																			
Freq	Level	Line Margin	Level	Factor	Loss Factor	Factor	Remark																																																																																																			
MHz	dBuV/m	dBuV/m	dB	dBuV	dB/m	dB	dB	cm	deg																																																																																																	
1	4880.00	41.12	74.00	-32.88	61.91	34.13	10.35	65.27	0.00	100	360	PEAK																																																																																														
2	7320.00	42.98	74.00	-31.02	60.16	35.41	12.79	65.38	0.00	100	360	PEAK																																																																																														



	9																																																																																																																	
Mode	Band Edge																																																																																																																	
	2400-2483.5_Bluetooth-LE_GSKF_CH39_2480MHz																																																																																																																	
ANT	8																																																																																																																	
Pol.	Horizontal	Fundamental																																																																																																																
Peak	<table border="1"> <thead> <tr> <th>Limit</th> <th>Read</th> <th>Ant</th> <th>Cable</th> <th>Aux</th> <th>APos</th> <th>TPos</th> <th>Remark</th> </tr> <tr> <th>Freq</th> <th>Level</th> <th>Line Margin</th> <th>Level Factor</th> <th>Loss Factor</th> <th>Factor</th> <th></th> <th></th> </tr> <tr> <th>MHz</th> <th>dBuV/m</th> <th>dBuV/m</th> <th>dB</th> <th>dBuV</th> <th>dB/m</th> <th>dB</th> <th>dB</th> </tr> </thead> <tbody> <tr> <td>1 2497.88</td> <td>56.65</td> <td>74.00</td> <td>-17.35</td> <td>43.91</td> <td>32.19</td> <td>7.36</td> <td>32.81</td> </tr> <tr> <td></td> <td></td> <td></td> <td></td> <td></td> <td></td> <td>6.00</td> <td>100</td> </tr> <tr> <td></td> <td></td> <td></td> <td></td> <td></td> <td></td> <td>cm</td> <td>deg</td> </tr> <tr> <td></td> <td></td> <td></td> <td></td> <td></td> <td></td> <td></td> <td>287 PEAK</td> </tr> </tbody> </table>	Limit	Read	Ant	Cable	Aux	APos	TPos	Remark	Freq	Level	Line Margin	Level Factor	Loss Factor	Factor			MHz	dBuV/m	dBuV/m	dB	dBuV	dB/m	dB	dB	1 2497.88	56.65	74.00	-17.35	43.91	32.19	7.36	32.81							6.00	100							cm	deg								287 PEAK	<table border="1"> <thead> <tr> <th>Limit</th> <th>Read</th> <th>Ant</th> <th>Cable</th> <th>Aux</th> <th>APos</th> <th>TPos</th> <th>Remark</th> </tr> <tr> <th>Freq</th> <th>Level</th> <th>Line Margin</th> <th>Level Factor</th> <th>Loss Factor</th> <th>Factor</th> <th></th> <th></th> </tr> <tr> <th>MHz</th> <th>dBuV/m</th> <th>dBuV/m</th> <th>dB</th> <th>dBuV</th> <th>dB/m</th> <th>dB</th> <th>dB</th> </tr> </thead> <tbody> <tr> <td>1 2480.00</td> <td>96.45</td> <td>-----</td> <td>-----</td> <td>83.00</td> <td>32.15</td> <td>7.32</td> <td>32.82</td> </tr> <tr> <td></td> <td></td> <td></td> <td></td> <td></td> <td></td> <td>6.00</td> <td>100</td> </tr> <tr> <td></td> <td></td> <td></td> <td></td> <td></td> <td></td> <td>cm</td> <td>deg</td> </tr> <tr> <td></td> <td></td> <td></td> <td></td> <td></td> <td></td> <td></td> <td>287 PEAK</td> </tr> </tbody> </table>	Limit	Read	Ant	Cable	Aux	APos	TPos	Remark	Freq	Level	Line Margin	Level Factor	Loss Factor	Factor			MHz	dBuV/m	dBuV/m	dB	dBuV	dB/m	dB	dB	1 2480.00	96.45	-----	-----	83.00	32.15	7.32	32.82							6.00	100							cm	deg								287 PEAK
	Limit	Read	Ant	Cable	Aux	APos	TPos	Remark																																																																																																										
Freq	Level	Line Margin	Level Factor	Loss Factor	Factor																																																																																																													
MHz	dBuV/m	dBuV/m	dB	dBuV	dB/m	dB	dB																																																																																																											
1 2497.88	56.65	74.00	-17.35	43.91	32.19	7.36	32.81																																																																																																											
						6.00	100																																																																																																											
						cm	deg																																																																																																											
							287 PEAK																																																																																																											
Limit	Read	Ant	Cable	Aux	APos	TPos	Remark																																																																																																											
Freq	Level	Line Margin	Level Factor	Loss Factor	Factor																																																																																																													
MHz	dBuV/m	dBuV/m	dB	dBuV	dB/m	dB	dB																																																																																																											
1 2480.00	96.45	-----	-----	83.00	32.15	7.32	32.82																																																																																																											
						6.00	100																																																																																																											
						cm	deg																																																																																																											
							287 PEAK																																																																																																											
Avg	<table border="1"> <thead> <tr> <th>Limit</th> <th>Read</th> <th>Ant</th> <th>Cable</th> <th>Aux</th> <th>APos</th> <th>TPos</th> <th>Remark</th> </tr> <tr> <th>Freq</th> <th>Level</th> <th>Line Margin</th> <th>Level Factor</th> <th>Loss Factor</th> <th>Factor</th> <th></th> <th></th> </tr> <tr> <th>MHz</th> <th>dBuV/m</th> <th>dBuV/m</th> <th>dB</th> <th>dBuV</th> <th>dB/m</th> <th>dB</th> <th>dB</th> </tr> </thead> <tbody> <tr> <td>1 2483.50</td> <td>47.69</td> <td>54.00</td> <td>-6.31</td> <td>35.02</td> <td>32.16</td> <td>7.33</td> <td>32.82</td> </tr> <tr> <td></td> <td></td> <td></td> <td></td> <td></td> <td></td> <td>6.00</td> <td>100</td> </tr> <tr> <td></td> <td></td> <td></td> <td></td> <td></td> <td></td> <td>cm</td> <td>deg</td> </tr> <tr> <td></td> <td></td> <td></td> <td></td> <td></td> <td></td> <td></td> <td>287 AVERAGE</td> </tr> </tbody> </table>	Limit	Read	Ant	Cable	Aux	APos	TPos	Remark	Freq	Level	Line Margin	Level Factor	Loss Factor	Factor			MHz	dBuV/m	dBuV/m	dB	dBuV	dB/m	dB	dB	1 2483.50	47.69	54.00	-6.31	35.02	32.16	7.33	32.82							6.00	100							cm	deg								287 AVERAGE	<table border="1"> <thead> <tr> <th>Limit</th> <th>Read</th> <th>Ant</th> <th>Cable</th> <th>Aux</th> <th>APos</th> <th>TPos</th> <th>Remark</th> </tr> <tr> <th>Freq</th> <th>Level</th> <th>Line Margin</th> <th>Level Factor</th> <th>Loss Factor</th> <th>Factor</th> <th></th> <th></th> </tr> <tr> <th>MHz</th> <th>dBuV/m</th> <th>dBuV/m</th> <th>dB</th> <th>dBuV</th> <th>dB/m</th> <th>dB</th> <th>dB</th> </tr> </thead> <tbody> <tr> <td>1 2480.00</td> <td>95.20</td> <td>-----</td> <td>-----</td> <td>82.54</td> <td>32.15</td> <td>7.33</td> <td>32.82</td> </tr> <tr> <td></td> <td></td> <td></td> <td></td> <td></td> <td></td> <td>6.00</td> <td>100</td> </tr> <tr> <td></td> <td></td> <td></td> <td></td> <td></td> <td></td> <td>cm</td> <td>deg</td> </tr> <tr> <td></td> <td></td> <td></td> <td></td> <td></td> <td></td> <td></td> <td>287 AVERAGE</td> </tr> </tbody> </table>	Limit	Read	Ant	Cable	Aux	APos	TPos	Remark	Freq	Level	Line Margin	Level Factor	Loss Factor	Factor			MHz	dBuV/m	dBuV/m	dB	dBuV	dB/m	dB	dB	1 2480.00	95.20	-----	-----	82.54	32.15	7.33	32.82							6.00	100							cm	deg								287 AVERAGE
	Limit	Read	Ant	Cable	Aux	APos	TPos	Remark																																																																																																										
Freq	Level	Line Margin	Level Factor	Loss Factor	Factor																																																																																																													
MHz	dBuV/m	dBuV/m	dB	dBuV	dB/m	dB	dB																																																																																																											
1 2483.50	47.69	54.00	-6.31	35.02	32.16	7.33	32.82																																																																																																											
						6.00	100																																																																																																											
						cm	deg																																																																																																											
							287 AVERAGE																																																																																																											
Limit	Read	Ant	Cable	Aux	APos	TPos	Remark																																																																																																											
Freq	Level	Line Margin	Level Factor	Loss Factor	Factor																																																																																																													
MHz	dBuV/m	dBuV/m	dB	dBuV	dB/m	dB	dB																																																																																																											
1 2480.00	95.20	-----	-----	82.54	32.15	7.33	32.82																																																																																																											
						6.00	100																																																																																																											
						cm	deg																																																																																																											
							287 AVERAGE																																																																																																											

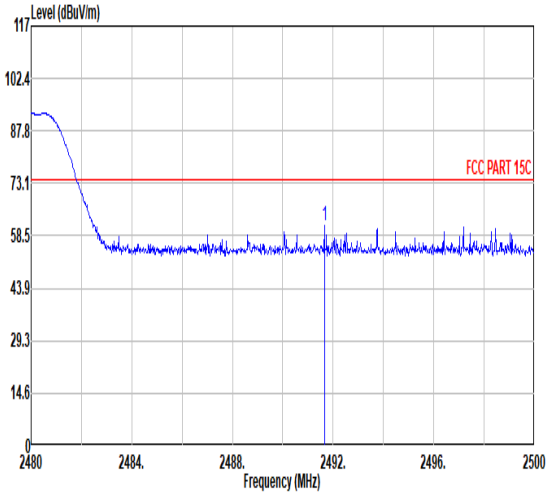
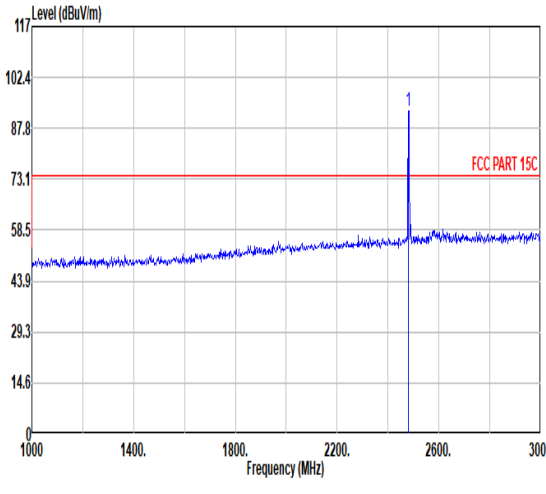
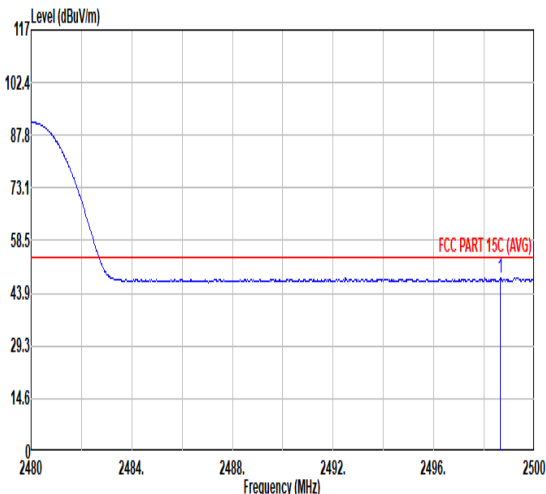
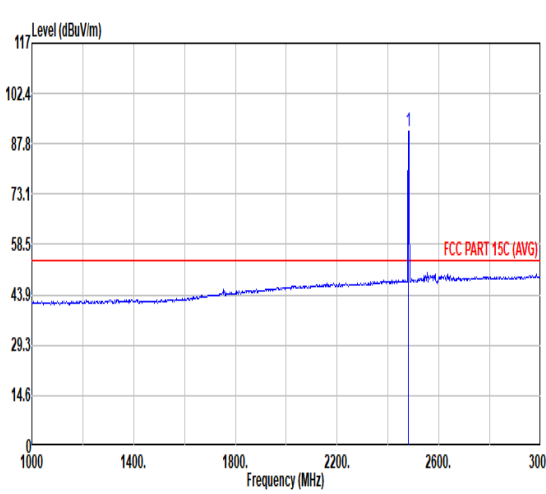


Mode	9																																																																									
	Band Edge																																																																									
	2400-2483.5_Bluetooth-LE_GSKF_CH39_2480MHz																																																																									
ANT	8																																																																									
Pol.	Vertical	Fundamental																																																																								
Peak	 <table border="1" data-bbox="245 1153 774 1276"> <thead> <tr> <th>Limit</th> <th>Read</th> <th>Ant</th> <th>Cable</th> <th>Aux</th> <th>APos</th> <th>TPos</th> <th>Remark</th> </tr> <tr> <th>Freq</th> <th>Level</th> <th>Line Margin</th> <th>Level Factor</th> <th>Loss Factor</th> <th>Factor</th> <th></th> <th></th> </tr> <tr> <th>MHz</th> <th>dBuV/m</th> <th>dBuV/m</th> <th>dB</th> <th>dBuV</th> <th>dB/m</th> <th>dB</th> <th>dB</th> </tr> </thead> <tbody> <tr> <td>1 2485.12</td> <td>56.11</td> <td>74.00</td> <td>-17.89</td> <td>43.43</td> <td>32.16</td> <td>7.33</td> <td>32.81</td> <td>6.00</td> <td>388</td> <td>262</td> <td>PEAK</td> </tr> </tbody> </table>	Limit	Read	Ant	Cable	Aux	APos	TPos	Remark	Freq	Level	Line Margin	Level Factor	Loss Factor	Factor			MHz	dBuV/m	dBuV/m	dB	dBuV	dB/m	dB	dB	1 2485.12	56.11	74.00	-17.89	43.43	32.16	7.33	32.81	6.00	388	262	PEAK	 <table border="1" data-bbox="885 1153 1412 1276"> <thead> <tr> <th>Limit</th> <th>Read</th> <th>Ant</th> <th>Cable</th> <th>Aux</th> <th>APos</th> <th>TPos</th> <th>Remark</th> </tr> <tr> <th>Freq</th> <th>Level</th> <th>Line Margin</th> <th>Level Factor</th> <th>Loss Factor</th> <th>Factor</th> <th></th> <th></th> </tr> <tr> <th>MHz</th> <th>dBuV/m</th> <th>dBuV/m</th> <th>dB</th> <th>dBuV</th> <th>dB/m</th> <th>dB</th> <th>dB</th> </tr> </thead> <tbody> <tr> <td>1 2480.00</td> <td>93.24</td> <td>-----</td> <td>-----</td> <td>80.59</td> <td>32.15</td> <td>7.32</td> <td>32.82</td> <td>6.00</td> <td>388</td> <td>262</td> <td>PEAK</td> </tr> </tbody> </table>	Limit	Read	Ant	Cable	Aux	APos	TPos	Remark	Freq	Level	Line Margin	Level Factor	Loss Factor	Factor			MHz	dBuV/m	dBuV/m	dB	dBuV	dB/m	dB	dB	1 2480.00	93.24	-----	-----	80.59	32.15	7.32	32.82	6.00	388	262	PEAK
	Limit	Read	Ant	Cable	Aux	APos	TPos	Remark																																																																		
Freq	Level	Line Margin	Level Factor	Loss Factor	Factor																																																																					
MHz	dBuV/m	dBuV/m	dB	dBuV	dB/m	dB	dB																																																																			
1 2485.12	56.11	74.00	-17.89	43.43	32.16	7.33	32.81	6.00	388	262	PEAK																																																															
Limit	Read	Ant	Cable	Aux	APos	TPos	Remark																																																																			
Freq	Level	Line Margin	Level Factor	Loss Factor	Factor																																																																					
MHz	dBuV/m	dBuV/m	dB	dBuV	dB/m	dB	dB																																																																			
1 2480.00	93.24	-----	-----	80.59	32.15	7.32	32.82	6.00	388	262	PEAK																																																															
Avg	 <table border="1" data-bbox="245 1836 774 1960"> <thead> <tr> <th>Limit</th> <th>Read</th> <th>Ant</th> <th>Cable</th> <th>Aux</th> <th>APos</th> <th>TPos</th> <th>Remark</th> </tr> <tr> <th>Freq</th> <th>Level</th> <th>Line Margin</th> <th>Level Factor</th> <th>Loss Factor</th> <th>Factor</th> <th></th> <th></th> </tr> <tr> <th>MHz</th> <th>dBuV/m</th> <th>dBuV/m</th> <th>dB</th> <th>dBuV</th> <th>dB/m</th> <th>dB</th> <th>dB</th> </tr> </thead> <tbody> <tr> <td>1 2485.16</td> <td>47.25</td> <td>54.00</td> <td>-6.75</td> <td>34.57</td> <td>32.16</td> <td>7.33</td> <td>32.81</td> <td>6.00</td> <td>388</td> <td>262</td> <td>AVERAGE</td> </tr> </tbody> </table>	Limit	Read	Ant	Cable	Aux	APos	TPos	Remark	Freq	Level	Line Margin	Level Factor	Loss Factor	Factor			MHz	dBuV/m	dBuV/m	dB	dBuV	dB/m	dB	dB	1 2485.16	47.25	54.00	-6.75	34.57	32.16	7.33	32.81	6.00	388	262	AVERAGE	 <table border="1" data-bbox="885 1836 1412 1960"> <thead> <tr> <th>Limit</th> <th>Read</th> <th>Ant</th> <th>Cable</th> <th>Aux</th> <th>APos</th> <th>TPos</th> <th>Remark</th> </tr> <tr> <th>Freq</th> <th>Level</th> <th>Line Margin</th> <th>Level Factor</th> <th>Loss Factor</th> <th>Factor</th> <th></th> <th></th> </tr> <tr> <th>MHz</th> <th>dBuV/m</th> <th>dBuV/m</th> <th>dB</th> <th>dBuV</th> <th>dB/m</th> <th>dB</th> <th>dB</th> </tr> </thead> <tbody> <tr> <td>1 2480.00</td> <td>92.00</td> <td>-----</td> <td>-----</td> <td>79.35</td> <td>32.15</td> <td>7.32</td> <td>32.82</td> <td>6.00</td> <td>388</td> <td>262</td> <td>AVERAGE</td> </tr> </tbody> </table>	Limit	Read	Ant	Cable	Aux	APos	TPos	Remark	Freq	Level	Line Margin	Level Factor	Loss Factor	Factor			MHz	dBuV/m	dBuV/m	dB	dBuV	dB/m	dB	dB	1 2480.00	92.00	-----	-----	79.35	32.15	7.32	32.82	6.00	388	262	AVERAGE
	Limit	Read	Ant	Cable	Aux	APos	TPos	Remark																																																																		
Freq	Level	Line Margin	Level Factor	Loss Factor	Factor																																																																					
MHz	dBuV/m	dBuV/m	dB	dBuV	dB/m	dB	dB																																																																			
1 2485.16	47.25	54.00	-6.75	34.57	32.16	7.33	32.81	6.00	388	262	AVERAGE																																																															
Limit	Read	Ant	Cable	Aux	APos	TPos	Remark																																																																			
Freq	Level	Line Margin	Level Factor	Loss Factor	Factor																																																																					
MHz	dBuV/m	dBuV/m	dB	dBuV	dB/m	dB	dB																																																																			
1 2480.00	92.00	-----	-----	79.35	32.15	7.32	32.82	6.00	388	262	AVERAGE																																																															



Mode	9																																																																																																										
	Harmonic																																																																																																										
	2400-2483.5_Bluetooth-LE_GSKF_CH39_2480MHz																																																																																																										
ANT	8																																																																																																										
Pol.	Horizontal	Vertical																																																																																																									
Peak Avg																																																																																																											
	<table border="1"> <thead> <tr> <th>Limit</th> <th>Read</th> <th>Ant</th> <th>Cable</th> <th>Preamp</th> <th>Aux</th> <th>APos</th> <th>TPos</th> <th>Remark</th> </tr> <tr> <th>Freq</th> <th>Level</th> <th>Line</th> <th>Margin</th> <th>Level</th> <th>Factor</th> <th>Loss</th> <th>Factor</th> <th>Factor</th> </tr> <tr> <th>MHz</th> <th>dBuV/m</th> <th>dBuV/m</th> <th>dB</th> <th>dBuV</th> <th>dB/m</th> <th>dB</th> <th>dB</th> <th>cm</th> </tr> </thead> <tbody> <tr> <td>1</td> <td>4960.00</td> <td>41.09</td> <td>74.00</td> <td>-32.91</td> <td>61.72</td> <td>34.20</td> <td>10.44</td> <td>65.27</td> <td>0.00</td> <td>300</td> <td>360</td> <td>PEAK</td> </tr> <tr> <td>2</td> <td>7440.00</td> <td>43.05</td> <td>74.00</td> <td>-30.95</td> <td>60.40</td> <td>35.42</td> <td>12.93</td> <td>65.70</td> <td>0.00</td> <td>300</td> <td>360</td> <td>PEAK</td> </tr> </tbody> </table>	Limit	Read	Ant	Cable	Preamp	Aux	APos	TPos	Remark	Freq	Level	Line	Margin	Level	Factor	Loss	Factor	Factor	MHz	dBuV/m	dBuV/m	dB	dBuV	dB/m	dB	dB	cm	1	4960.00	41.09	74.00	-32.91	61.72	34.20	10.44	65.27	0.00	300	360	PEAK	2	7440.00	43.05	74.00	-30.95	60.40	35.42	12.93	65.70	0.00	300	360	PEAK	<table border="1"> <thead> <tr> <th>Limit</th> <th>Read</th> <th>Ant</th> <th>Cable</th> <th>Preamp</th> <th>Aux</th> <th>APos</th> <th>TPos</th> <th>Remark</th> </tr> <tr> <th>Freq</th> <th>Level</th> <th>Line</th> <th>Margin</th> <th>Level</th> <th>Factor</th> <th>Loss</th> <th>Factor</th> <th>Factor</th> </tr> <tr> <th>MHz</th> <th>dBuV/m</th> <th>dBuV/m</th> <th>dB</th> <th>dBuV</th> <th>dB/m</th> <th>dB</th> <th>dB</th> <th>cm</th> </tr> </thead> <tbody> <tr> <td>1</td> <td>4960.00</td> <td>40.66</td> <td>74.00</td> <td>-33.34</td> <td>61.29</td> <td>34.20</td> <td>10.44</td> <td>65.27</td> <td>0.00</td> <td>100</td> <td>360</td> <td>PEAK</td> </tr> <tr> <td>2</td> <td>7440.00</td> <td>42.66</td> <td>74.00</td> <td>-31.34</td> <td>60.01</td> <td>35.42</td> <td>12.93</td> <td>65.70</td> <td>0.00</td> <td>100</td> <td>360</td> <td>PEAK</td> </tr> </tbody> </table>	Limit	Read	Ant	Cable	Preamp	Aux	APos	TPos	Remark	Freq	Level	Line	Margin	Level	Factor	Loss	Factor	Factor	MHz	dBuV/m	dBuV/m	dB	dBuV	dB/m	dB	dB	cm	1	4960.00	40.66	74.00	-33.34	61.29	34.20	10.44	65.27	0.00	100	360	PEAK	2	7440.00	42.66	74.00	-31.34	60.01	35.42	12.93	65.70	0.00	100	360
Limit	Read	Ant	Cable	Preamp	Aux	APos	TPos	Remark																																																																																																			
Freq	Level	Line	Margin	Level	Factor	Loss	Factor	Factor																																																																																																			
MHz	dBuV/m	dBuV/m	dB	dBuV	dB/m	dB	dB	cm																																																																																																			
1	4960.00	41.09	74.00	-32.91	61.72	34.20	10.44	65.27	0.00	300	360	PEAK																																																																																															
2	7440.00	43.05	74.00	-30.95	60.40	35.42	12.93	65.70	0.00	300	360	PEAK																																																																																															
Limit	Read	Ant	Cable	Preamp	Aux	APos	TPos	Remark																																																																																																			
Freq	Level	Line	Margin	Level	Factor	Loss	Factor	Factor																																																																																																			
MHz	dBuV/m	dBuV/m	dB	dBuV	dB/m	dB	dB	cm																																																																																																			
1	4960.00	40.66	74.00	-33.34	61.29	34.20	10.44	65.27	0.00	100	360	PEAK																																																																																															
2	7440.00	42.66	74.00	-31.34	60.01	35.42	12.93	65.70	0.00	100	360	PEAK																																																																																															



	24																																																																																			
Mode	Band Edge																																																																																			
	2400-2483.5_Bluetooth-LE_GSKF_CH39_2480MHz& Part 27Q Band42																																																																																			
ANT	8																																																																																			
Pol.	Horizontal	Fundamental																																																																																		
Peak	 <table border="1"> <thead> <tr> <th>Limit</th> <th>Read</th> <th>Ant</th> <th>Cable</th> <th>Preamp</th> <th>Aux</th> <th>APos</th> <th>TPos</th> <th>Remark</th> </tr> <tr> <th>Freq</th> <th>Level</th> <th>Line</th> <th>Margin</th> <th>Level</th> <th>Factor</th> <th>Loss</th> <th>Factor</th> <th>Factor</th> </tr> <tr> <th>MHz</th> <th>dBuV/m</th> <th>dBuV/m</th> <th>dB</th> <th>dBuV</th> <th>dB/m</th> <th>dB</th> <th>dB</th> <th>cm</th> <th>deg</th> </tr> </thead> <tbody> <tr> <td>1</td> <td>2491.66</td> <td>61.18</td> <td>74.00</td> <td>-12.82</td> <td>48.48</td> <td>32.17</td> <td>7.34</td> <td>32.81</td> <td>6.00</td> <td>100</td> <td>331</td> <td>PEAK</td> </tr> </tbody> </table>	Limit	Read	Ant	Cable	Preamp	Aux	APos	TPos	Remark	Freq	Level	Line	Margin	Level	Factor	Loss	Factor	Factor	MHz	dBuV/m	dBuV/m	dB	dBuV	dB/m	dB	dB	cm	deg	1	2491.66	61.18	74.00	-12.82	48.48	32.17	7.34	32.81	6.00	100	331	PEAK	 <table border="1"> <thead> <tr> <th>Limit</th> <th>Read</th> <th>Ant</th> <th>Cable</th> <th>Preamp</th> <th>Aux</th> <th>APos</th> <th>TPos</th> <th>Remark</th> </tr> <tr> <th>Freq</th> <th>Level</th> <th>Line</th> <th>Margin</th> <th>Level</th> <th>Factor</th> <th>Loss</th> <th>Factor</th> <th>Factor</th> </tr> <tr> <th>MHz</th> <th>dBuV/m</th> <th>dBuV/m</th> <th>dB</th> <th>dBuV</th> <th>dB/m</th> <th>dB</th> <th>dB</th> <th>cm</th> <th>deg</th> </tr> </thead> <tbody> <tr> <td>1</td> <td>2480.00</td> <td>92.66</td> <td>74.00</td> <td>18.66</td> <td>80.01</td> <td>32.15</td> <td>7.32</td> <td>32.82</td> <td>6.00</td> <td>100</td> <td>331</td> <td>Peak</td> </tr> </tbody> </table>	Limit	Read	Ant	Cable	Preamp	Aux	APos	TPos	Remark	Freq	Level	Line	Margin	Level	Factor	Loss	Factor	Factor	MHz	dBuV/m	dBuV/m	dB	dBuV	dB/m	dB	dB	cm	deg	1	2480.00	92.66	74.00	18.66	80.01	32.15	7.32	32.82	6.00	100	331	Peak
	Limit	Read	Ant	Cable	Preamp	Aux	APos	TPos	Remark																																																																											
Freq	Level	Line	Margin	Level	Factor	Loss	Factor	Factor																																																																												
MHz	dBuV/m	dBuV/m	dB	dBuV	dB/m	dB	dB	cm	deg																																																																											
1	2491.66	61.18	74.00	-12.82	48.48	32.17	7.34	32.81	6.00	100	331	PEAK																																																																								
Limit	Read	Ant	Cable	Preamp	Aux	APos	TPos	Remark																																																																												
Freq	Level	Line	Margin	Level	Factor	Loss	Factor	Factor																																																																												
MHz	dBuV/m	dBuV/m	dB	dBuV	dB/m	dB	dB	cm	deg																																																																											
1	2480.00	92.66	74.00	18.66	80.01	32.15	7.32	32.82	6.00	100	331	Peak																																																																								
Avg	 <table border="1"> <thead> <tr> <th>Limit</th> <th>Read</th> <th>Ant</th> <th>Cable</th> <th>Preamp</th> <th>Aux</th> <th>APos</th> <th>TPos</th> <th>Remark</th> </tr> <tr> <th>Freq</th> <th>Level</th> <th>Line</th> <th>Margin</th> <th>Level</th> <th>Factor</th> <th>Loss</th> <th>Factor</th> <th>Factor</th> </tr> <tr> <th>MHz</th> <th>dBuV/m</th> <th>dBuV/m</th> <th>dB</th> <th>dBuV</th> <th>dB/m</th> <th>dB</th> <th>dB</th> <th>cm</th> <th>deg</th> </tr> </thead> <tbody> <tr> <td>1</td> <td>2498.64</td> <td>48.23</td> <td>54.00</td> <td>-5.77</td> <td>35.49</td> <td>32.19</td> <td>7.36</td> <td>32.81</td> <td>6.00</td> <td>100</td> <td>331</td> <td>AVERAGE</td> </tr> </tbody> </table>	Limit	Read	Ant	Cable	Preamp	Aux	APos	TPos	Remark	Freq	Level	Line	Margin	Level	Factor	Loss	Factor	Factor	MHz	dBuV/m	dBuV/m	dB	dBuV	dB/m	dB	dB	cm	deg	1	2498.64	48.23	54.00	-5.77	35.49	32.19	7.36	32.81	6.00	100	331	AVERAGE	 <table border="1"> <thead> <tr> <th>Limit</th> <th>Read</th> <th>Ant</th> <th>Cable</th> <th>Preamp</th> <th>Aux</th> <th>APos</th> <th>TPos</th> <th>Remark</th> </tr> <tr> <th>Freq</th> <th>Level</th> <th>Line</th> <th>Margin</th> <th>Level</th> <th>Factor</th> <th>Loss</th> <th>Factor</th> <th>Factor</th> </tr> <tr> <th>MHz</th> <th>dBuV/m</th> <th>dBuV/m</th> <th>dB</th> <th>dBuV</th> <th>dB/m</th> <th>dB</th> <th>dB</th> <th>cm</th> <th>deg</th> </tr> </thead> <tbody> <tr> <td>1</td> <td>2480.00</td> <td>91.43</td> <td>54.00</td> <td>37.43</td> <td>78.78</td> <td>32.15</td> <td>7.32</td> <td>32.82</td> <td>6.00</td> <td>100</td> <td>331</td> <td>Average</td> </tr> </tbody> </table>	Limit	Read	Ant	Cable	Preamp	Aux	APos	TPos	Remark	Freq	Level	Line	Margin	Level	Factor	Loss	Factor	Factor	MHz	dBuV/m	dBuV/m	dB	dBuV	dB/m	dB	dB	cm	deg	1	2480.00	91.43	54.00	37.43	78.78	32.15	7.32	32.82	6.00	100	331	Average
	Limit	Read	Ant	Cable	Preamp	Aux	APos	TPos	Remark																																																																											
Freq	Level	Line	Margin	Level	Factor	Loss	Factor	Factor																																																																												
MHz	dBuV/m	dBuV/m	dB	dBuV	dB/m	dB	dB	cm	deg																																																																											
1	2498.64	48.23	54.00	-5.77	35.49	32.19	7.36	32.81	6.00	100	331	AVERAGE																																																																								
Limit	Read	Ant	Cable	Preamp	Aux	APos	TPos	Remark																																																																												
Freq	Level	Line	Margin	Level	Factor	Loss	Factor	Factor																																																																												
MHz	dBuV/m	dBuV/m	dB	dBuV	dB/m	dB	dB	cm	deg																																																																											
1	2480.00	91.43	54.00	37.43	78.78	32.15	7.32	32.82	6.00	100	331	Average																																																																								



		24																																																																																										
Mode	Band Edge																																																																																											
	2400-2483.5_Bluetooth-LE_GSKF_CH39_2480MHz& Part 27Q Band42																																																																																											
ANT	8																																																																																											
Pol.	Vertical	Fundamental																																																																																										
Peak	<table border="1"> <thead> <tr> <th>Limit</th> <th>Read</th> <th>Ant</th> <th>Cable</th> <th>Preamp</th> <th>Aux</th> <th>APos</th> <th>TPos</th> <th>Remark</th> </tr> <tr> <th>Freq</th> <th>Level</th> <th>Line</th> <th>Margin</th> <th>Level</th> <th>Factor</th> <th>Loss</th> <th>Factor</th> <th>Factor</th> </tr> <tr> <th>MHz</th> <th>dBuV/m</th> <th>dBuV/m</th> <th>dB</th> <th>dBuV</th> <th>dB/m</th> <th>dB</th> <th>dB</th> <th>dB</th> </tr> </thead> <tbody> <tr> <td>1 2489.40</td> <td>57.12</td> <td>74.00</td> <td>-16.88</td> <td>44.42</td> <td>32.17</td> <td>7.34</td> <td>32.81</td> <td>6.00</td> </tr> <tr> <td></td> <td></td> <td></td> <td></td> <td></td> <td></td> <td></td> <td></td> <td>251 270 PEAK</td> </tr> </tbody> </table>	Limit	Read	Ant	Cable	Preamp	Aux	APos	TPos	Remark	Freq	Level	Line	Margin	Level	Factor	Loss	Factor	Factor	MHz	dBuV/m	dBuV/m	dB	dBuV	dB/m	dB	dB	dB	1 2489.40	57.12	74.00	-16.88	44.42	32.17	7.34	32.81	6.00									251 270 PEAK	<table border="1"> <thead> <tr> <th>Limit</th> <th>Read</th> <th>Ant</th> <th>Cable</th> <th>Preamp</th> <th>Aux</th> <th>APos</th> <th>TPos</th> <th>Remark</th> </tr> <tr> <th>Freq</th> <th>Level</th> <th>Line</th> <th>Margin</th> <th>Level</th> <th>Factor</th> <th>Loss</th> <th>Factor</th> <th>Factor</th> </tr> <tr> <th>MHz</th> <th>dBuV/m</th> <th>dBuV/m</th> <th>dB</th> <th>dBuV</th> <th>dB/m</th> <th>dB</th> <th>dB</th> <th>dB</th> </tr> </thead> <tbody> <tr> <td>1 2480.00</td> <td>95.81</td> <td>74.00</td> <td>21.81</td> <td>83.16</td> <td>32.15</td> <td>7.32</td> <td>32.82</td> <td>6.00</td> </tr> <tr> <td></td> <td></td> <td></td> <td></td> <td></td> <td></td> <td></td> <td></td> <td>251 270 Peak</td> </tr> </tbody> </table>	Limit	Read	Ant	Cable	Preamp	Aux	APos	TPos	Remark	Freq	Level	Line	Margin	Level	Factor	Loss	Factor	Factor	MHz	dBuV/m	dBuV/m	dB	dBuV	dB/m	dB	dB	dB	1 2480.00	95.81	74.00	21.81	83.16	32.15	7.32	32.82	6.00									251 270 Peak
	Limit	Read	Ant	Cable	Preamp	Aux	APos	TPos	Remark																																																																																			
Freq	Level	Line	Margin	Level	Factor	Loss	Factor	Factor																																																																																				
MHz	dBuV/m	dBuV/m	dB	dBuV	dB/m	dB	dB	dB																																																																																				
1 2489.40	57.12	74.00	-16.88	44.42	32.17	7.34	32.81	6.00																																																																																				
								251 270 PEAK																																																																																				
Limit	Read	Ant	Cable	Preamp	Aux	APos	TPos	Remark																																																																																				
Freq	Level	Line	Margin	Level	Factor	Loss	Factor	Factor																																																																																				
MHz	dBuV/m	dBuV/m	dB	dBuV	dB/m	dB	dB	dB																																																																																				
1 2480.00	95.81	74.00	21.81	83.16	32.15	7.32	32.82	6.00																																																																																				
								251 270 Peak																																																																																				
Avg	<table border="1"> <thead> <tr> <th>Limit</th> <th>Read</th> <th>Ant</th> <th>Cable</th> <th>Preamp</th> <th>Aux</th> <th>APos</th> <th>TPos</th> <th>Remark</th> </tr> <tr> <th>Freq</th> <th>Level</th> <th>Line</th> <th>Margin</th> <th>Level</th> <th>Factor</th> <th>Loss</th> <th>Factor</th> <th>Factor</th> </tr> <tr> <th>MHz</th> <th>dBuV/m</th> <th>dBuV/m</th> <th>dB</th> <th>dBuV</th> <th>dB/m</th> <th>dB</th> <th>dB</th> <th>dB</th> </tr> </thead> <tbody> <tr> <td>1 2490.82</td> <td>47.67</td> <td>54.00</td> <td>-6.33</td> <td>34.97</td> <td>32.17</td> <td>7.34</td> <td>32.81</td> <td>6.00</td> </tr> <tr> <td></td> <td></td> <td></td> <td></td> <td></td> <td></td> <td></td> <td></td> <td>251 270 AVERAGE</td> </tr> </tbody> </table>	Limit	Read	Ant	Cable	Preamp	Aux	APos	TPos	Remark	Freq	Level	Line	Margin	Level	Factor	Loss	Factor	Factor	MHz	dBuV/m	dBuV/m	dB	dBuV	dB/m	dB	dB	dB	1 2490.82	47.67	54.00	-6.33	34.97	32.17	7.34	32.81	6.00									251 270 AVERAGE	<table border="1"> <thead> <tr> <th>Limit</th> <th>Read</th> <th>Ant</th> <th>Cable</th> <th>Preamp</th> <th>Aux</th> <th>APos</th> <th>TPos</th> <th>Remark</th> </tr> <tr> <th>Freq</th> <th>Level</th> <th>Line</th> <th>Margin</th> <th>Level</th> <th>Factor</th> <th>Loss</th> <th>Factor</th> <th>Factor</th> </tr> <tr> <th>MHz</th> <th>dBuV/m</th> <th>dBuV/m</th> <th>dB</th> <th>dBuV</th> <th>dB/m</th> <th>dB</th> <th>dB</th> <th>dB</th> </tr> </thead> <tbody> <tr> <td>1 2480.00</td> <td>94.53</td> <td>54.00</td> <td>40.53</td> <td>81.88</td> <td>32.15</td> <td>7.32</td> <td>32.82</td> <td>6.00</td> </tr> <tr> <td></td> <td></td> <td></td> <td></td> <td></td> <td></td> <td></td> <td></td> <td>251 270 Average</td> </tr> </tbody> </table>	Limit	Read	Ant	Cable	Preamp	Aux	APos	TPos	Remark	Freq	Level	Line	Margin	Level	Factor	Loss	Factor	Factor	MHz	dBuV/m	dBuV/m	dB	dBuV	dB/m	dB	dB	dB	1 2480.00	94.53	54.00	40.53	81.88	32.15	7.32	32.82	6.00									251 270 Average
	Limit	Read	Ant	Cable	Preamp	Aux	APos	TPos	Remark																																																																																			
Freq	Level	Line	Margin	Level	Factor	Loss	Factor	Factor																																																																																				
MHz	dBuV/m	dBuV/m	dB	dBuV	dB/m	dB	dB	dB																																																																																				
1 2490.82	47.67	54.00	-6.33	34.97	32.17	7.34	32.81	6.00																																																																																				
								251 270 AVERAGE																																																																																				
Limit	Read	Ant	Cable	Preamp	Aux	APos	TPos	Remark																																																																																				
Freq	Level	Line	Margin	Level	Factor	Loss	Factor	Factor																																																																																				
MHz	dBuV/m	dBuV/m	dB	dBuV	dB/m	dB	dB	dB																																																																																				
1 2480.00	94.53	54.00	40.53	81.88	32.15	7.32	32.82	6.00																																																																																				
								251 270 Average																																																																																				



	24																																																																																																	
Mode	Harmonic																																																																																																	
	2400-2483.5_Bluetooth-LE_GSKF_CH39_2480MHz& Part 27Q Band42																																																																																																	
ANT	8																																																																																																	
Pol.	Horizontal	Vertical																																																																																																
Peak Avg	<table border="1"> <thead> <tr> <th></th> <th>Limit</th> <th>Read</th> <th>Ant</th> <th>Cable</th> <th>Preamp</th> <th>Aux</th> <th>APos</th> <th>TPos</th> <th>Remark</th> </tr> <tr> <th>Peak</th> <th>Freq</th> <th>Level</th> <th>Line</th> <th>Margin</th> <th>Level</th> <th>Factor</th> <th>Loss</th> <th>Factor</th> <th>Factor</th> <th>cm</th> <th>deg</th> </tr> </thead> <tbody> <tr> <td>1</td> <td>4960.00</td> <td>41.27</td> <td>74.00</td> <td>-32.73</td> <td>61.90</td> <td>34.20</td> <td>10.44</td> <td>65.27</td> <td>0.00</td> <td>100</td> <td>0</td> <td>PEAK</td> </tr> <tr> <td>2</td> <td>7440.00</td> <td>43.36</td> <td>74.00</td> <td>-30.64</td> <td>60.71</td> <td>35.42</td> <td>12.93</td> <td>65.70</td> <td>0.00</td> <td>100</td> <td>0</td> <td>PEAK</td> </tr> </tbody> </table>		Limit	Read	Ant	Cable	Preamp	Aux	APos	TPos	Remark	Peak	Freq	Level	Line	Margin	Level	Factor	Loss	Factor	Factor	cm	deg	1	4960.00	41.27	74.00	-32.73	61.90	34.20	10.44	65.27	0.00	100	0	PEAK	2	7440.00	43.36	74.00	-30.64	60.71	35.42	12.93	65.70	0.00	100	0	PEAK	<table border="1"> <thead> <tr> <th></th> <th>Limit</th> <th>Read</th> <th>Ant</th> <th>Cable</th> <th>Preamp</th> <th>Aux</th> <th>APos</th> <th>TPos</th> <th>Remark</th> </tr> <tr> <th>Peak</th> <th>Freq</th> <th>Level</th> <th>Line</th> <th>Margin</th> <th>Level</th> <th>Factor</th> <th>Loss</th> <th>Factor</th> <th>Factor</th> <th>cm</th> <th>deg</th> </tr> </thead> <tbody> <tr> <td>1</td> <td>4960.00</td> <td>40.74</td> <td>74.00</td> <td>-33.26</td> <td>61.37</td> <td>34.20</td> <td>10.44</td> <td>65.27</td> <td>0.00</td> <td>300</td> <td>0</td> <td>PEAK</td> </tr> <tr> <td>2</td> <td>7440.00</td> <td>42.43</td> <td>74.00</td> <td>-31.57</td> <td>59.78</td> <td>35.42</td> <td>12.93</td> <td>65.70</td> <td>0.00</td> <td>300</td> <td>0</td> <td>PEAK</td> </tr> </tbody> </table>		Limit	Read	Ant	Cable	Preamp	Aux	APos	TPos	Remark	Peak	Freq	Level	Line	Margin	Level	Factor	Loss	Factor	Factor	cm	deg	1	4960.00	40.74	74.00	-33.26	61.37	34.20	10.44	65.27	0.00	300	0	PEAK	2	7440.00	42.43	74.00	-31.57	59.78	35.42	12.93	65.70	0.00	300	0	PEAK
		Limit	Read	Ant	Cable	Preamp	Aux	APos	TPos	Remark																																																																																								
Peak	Freq	Level	Line	Margin	Level	Factor	Loss	Factor	Factor	cm	deg																																																																																							
1	4960.00	41.27	74.00	-32.73	61.90	34.20	10.44	65.27	0.00	100	0	PEAK																																																																																						
2	7440.00	43.36	74.00	-30.64	60.71	35.42	12.93	65.70	0.00	100	0	PEAK																																																																																						
	Limit	Read	Ant	Cable	Preamp	Aux	APos	TPos	Remark																																																																																									
Peak	Freq	Level	Line	Margin	Level	Factor	Loss	Factor	Factor	cm	deg																																																																																							
1	4960.00	40.74	74.00	-33.26	61.37	34.20	10.44	65.27	0.00	300	0	PEAK																																																																																						
2	7440.00	42.43	74.00	-31.57	59.78	35.42	12.93	65.70	0.00	300	0	PEAK																																																																																						
Peak Avg																																																																																																		



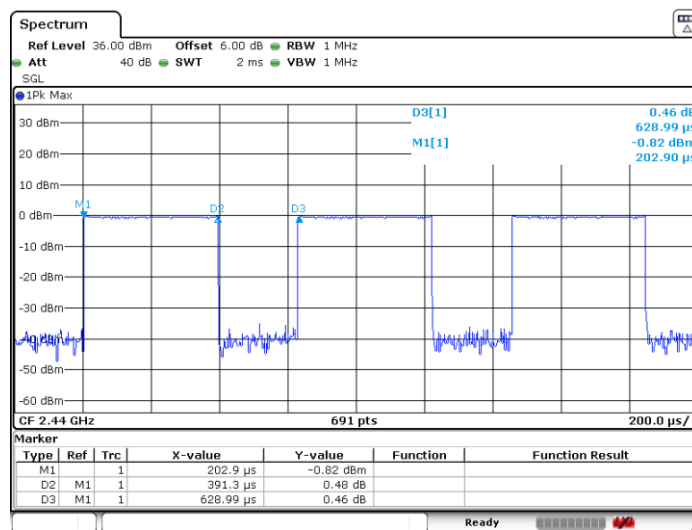
Mode	24																																																																																																																																																																									
	Emission below 1GHz																																																																																																																																																																									
	2400-2483.5_Bluetooth-LE_GSKF_CH39_2480MHz& Part 27Q Band42																																																																																																																																																																									
ANT	8																																																																																																																																																																									
Pol.	Horizontal	Vertical																																																																																																																																																																								
Peak QP	<p>Data: 1</p> <table border="1"> <thead> <tr> <th>Peak</th> <th>Freq (MHz)</th> <th>Level (dBuV/m)</th> <th>Over Limit (dB)</th> <th>Limit Line (dBuV/m)</th> <th>ReadAntenna Level (dBuV)</th> <th>Cable Loss Factor (dB/m)</th> <th>Preamplifier Loss Factor (dB)</th> <th>A/Pos (cm)</th> <th>T/Pos (deg)</th> <th>Remark</th> <th>Pol/Phas</th> </tr> </thead> <tbody> <tr><td>1</td><td>30.00</td><td>25.40</td><td>-14.40</td><td>40.00</td><td>31.50</td><td>25.74</td><td>0.76</td><td>32.40</td><td>---</td><td>---</td><td>Peak HORIZONTAL</td></tr> <tr><td>2</td><td>103.72</td><td>22.60</td><td>-20.90</td><td>43.50</td><td>37.17</td><td>16.33</td><td>1.50</td><td>32.40</td><td>---</td><td>---</td><td>Peak HORIZONTAL</td></tr> <tr><td>3</td><td>185.20</td><td>26.50</td><td>-17.00</td><td>43.50</td><td>41.84</td><td>15.07</td><td>1.99</td><td>32.40</td><td>---</td><td>---</td><td>Peak HORIZONTAL</td></tr> <tr><td>4</td><td>272.50</td><td>27.21</td><td>-18.79</td><td>46.00</td><td>38.11</td><td>19.20</td><td>2.30</td><td>32.40</td><td>---</td><td>---</td><td>Peak HORIZONTAL</td></tr> <tr><td>5</td><td>607.15</td><td>31.02</td><td>-14.98</td><td>46.00</td><td>33.54</td><td>26.23</td><td>3.65</td><td>32.40</td><td>---</td><td>---</td><td>Peak HORIZONTAL</td></tr> <tr><td>6</td><td>826.37</td><td>33.12</td><td>-12.88</td><td>46.00</td><td>32.44</td><td>28.43</td><td>4.24</td><td>31.99</td><td>---</td><td>---</td><td>Peak HORIZONTAL</td></tr> </tbody> </table>	Peak	Freq (MHz)	Level (dBuV/m)	Over Limit (dB)	Limit Line (dBuV/m)	ReadAntenna Level (dBuV)	Cable Loss Factor (dB/m)	Preamplifier Loss Factor (dB)	A/Pos (cm)	T/Pos (deg)	Remark	Pol/Phas	1	30.00	25.40	-14.40	40.00	31.50	25.74	0.76	32.40	---	---	Peak HORIZONTAL	2	103.72	22.60	-20.90	43.50	37.17	16.33	1.50	32.40	---	---	Peak HORIZONTAL	3	185.20	26.50	-17.00	43.50	41.84	15.07	1.99	32.40	---	---	Peak HORIZONTAL	4	272.50	27.21	-18.79	46.00	38.11	19.20	2.30	32.40	---	---	Peak HORIZONTAL	5	607.15	31.02	-14.98	46.00	33.54	26.23	3.65	32.40	---	---	Peak HORIZONTAL	6	826.37	33.12	-12.88	46.00	32.44	28.43	4.24	31.99	---	---	Peak HORIZONTAL	<p>Data: 2</p> <table border="1"> <thead> <tr> <th>Peak</th> <th>Freq (MHz)</th> <th>Level (dBuV/m)</th> <th>Over Limit (dB)</th> <th>Limit Line (dBuV/m)</th> <th>ReadAntenna Level (dBuV)</th> <th>Cable Loss Factor (dB/m)</th> <th>Preamplifier Loss Factor (dB)</th> <th>A/Pos (cm)</th> <th>T/Pos (deg)</th> <th>Remark</th> <th>Pol/Phas</th> </tr> </thead> <tbody> <tr><td>1</td><td>48.43</td><td>28.83</td><td>-11.17</td><td>40.00</td><td>44.80</td><td>15.45</td><td>0.98</td><td>32.40</td><td>---</td><td>---</td><td>Peak VERTICAL</td></tr> <tr><td>2</td><td>67.83</td><td>26.48</td><td>-13.52</td><td>40.00</td><td>42.82</td><td>14.90</td><td>1.16</td><td>32.40</td><td>---</td><td>---</td><td>Peak VERTICAL</td></tr> <tr><td>3</td><td>132.82</td><td>26.58</td><td>-16.92</td><td>43.50</td><td>39.72</td><td>17.56</td><td>1.70</td><td>32.40</td><td>---</td><td>---</td><td>Peak VERTICAL</td></tr> <tr><td>4</td><td>185.20</td><td>29.98</td><td>-13.52</td><td>43.50</td><td>45.32</td><td>15.07</td><td>1.99</td><td>32.40</td><td>---</td><td>---</td><td>Peak VERTICAL</td></tr> <tr><td>5</td><td>274.44</td><td>23.30</td><td>-22.70</td><td>46.00</td><td>34.25</td><td>19.13</td><td>2.32</td><td>32.40</td><td>---</td><td>---</td><td>Peak VERTICAL</td></tr> <tr><td>6</td><td>757.50</td><td>28.84</td><td>-17.16</td><td>46.00</td><td>29.45</td><td>27.57</td><td>4.09</td><td>32.27</td><td>---</td><td>---</td><td>Peak VERTICAL</td></tr> </tbody> </table>	Peak	Freq (MHz)	Level (dBuV/m)	Over Limit (dB)	Limit Line (dBuV/m)	ReadAntenna Level (dBuV)	Cable Loss Factor (dB/m)	Preamplifier Loss Factor (dB)	A/Pos (cm)	T/Pos (deg)	Remark	Pol/Phas	1	48.43	28.83	-11.17	40.00	44.80	15.45	0.98	32.40	---	---	Peak VERTICAL	2	67.83	26.48	-13.52	40.00	42.82	14.90	1.16	32.40	---	---	Peak VERTICAL	3	132.82	26.58	-16.92	43.50	39.72	17.56	1.70	32.40	---	---	Peak VERTICAL	4	185.20	29.98	-13.52	43.50	45.32	15.07	1.99	32.40	---	---	Peak VERTICAL	5	274.44	23.30	-22.70	46.00	34.25	19.13	2.32	32.40	---	---	Peak VERTICAL	6	757.50	28.84	-17.16	46.00	29.45	27.57	4.09	32.27	---	---	Peak VERTICAL
Peak	Freq (MHz)	Level (dBuV/m)	Over Limit (dB)	Limit Line (dBuV/m)	ReadAntenna Level (dBuV)	Cable Loss Factor (dB/m)	Preamplifier Loss Factor (dB)	A/Pos (cm)	T/Pos (deg)	Remark	Pol/Phas																																																																																																																																																															
1	30.00	25.40	-14.40	40.00	31.50	25.74	0.76	32.40	---	---	Peak HORIZONTAL																																																																																																																																																															
2	103.72	22.60	-20.90	43.50	37.17	16.33	1.50	32.40	---	---	Peak HORIZONTAL																																																																																																																																																															
3	185.20	26.50	-17.00	43.50	41.84	15.07	1.99	32.40	---	---	Peak HORIZONTAL																																																																																																																																																															
4	272.50	27.21	-18.79	46.00	38.11	19.20	2.30	32.40	---	---	Peak HORIZONTAL																																																																																																																																																															
5	607.15	31.02	-14.98	46.00	33.54	26.23	3.65	32.40	---	---	Peak HORIZONTAL																																																																																																																																																															
6	826.37	33.12	-12.88	46.00	32.44	28.43	4.24	31.99	---	---	Peak HORIZONTAL																																																																																																																																																															
Peak	Freq (MHz)	Level (dBuV/m)	Over Limit (dB)	Limit Line (dBuV/m)	ReadAntenna Level (dBuV)	Cable Loss Factor (dB/m)	Preamplifier Loss Factor (dB)	A/Pos (cm)	T/Pos (deg)	Remark	Pol/Phas																																																																																																																																																															
1	48.43	28.83	-11.17	40.00	44.80	15.45	0.98	32.40	---	---	Peak VERTICAL																																																																																																																																																															
2	67.83	26.48	-13.52	40.00	42.82	14.90	1.16	32.40	---	---	Peak VERTICAL																																																																																																																																																															
3	132.82	26.58	-16.92	43.50	39.72	17.56	1.70	32.40	---	---	Peak VERTICAL																																																																																																																																																															
4	185.20	29.98	-13.52	43.50	45.32	15.07	1.99	32.40	---	---	Peak VERTICAL																																																																																																																																																															
5	274.44	23.30	-22.70	46.00	34.25	19.13	2.32	32.40	---	---	Peak VERTICAL																																																																																																																																																															
6	757.50	28.84	-17.16	46.00	29.45	27.57	4.09	32.27	---	---	Peak VERTICAL																																																																																																																																																															



Appendix D. Duty Cycle Plots

Band	Duty Cycle(%)	T(ms)	1/T(kHz)	VBW Setting
Bluetooth LE 1Mbps	62.21	0.391	2.556	2.7KHz
Bluetooth LE 2Mbps	32.87	0.206	4.860	5.1KHz

Bluetooth LE 1Mbps



Bluetooth LE 2Mbps

