

### 1\_HAC T-Coil GSM850\_Voice\_Ch189(Z)

Communication System: UID 0, GSM850 (0); Frequency: 836.4 MHz; Duty Cycle: 1:8.3

Medium: Air Medium parameters used:  $\sigma = 0$  S/m,  $\epsilon_r = 1$ ;  $\rho = 0$  kg/m<sup>3</sup>

Ambient Temperature : 23.3 °C;

DASY5 Configuration:

- Probe: AM1DV3 - 3106; Calibrated: 2022/12/13
- Sensor-Surface: 0mm (Fix Surface)
- Electronics: DAE4 Sn1650; Calibrated: 2022/8/5
- Phantom: HAC Test Arch with AMCC; Type: SD HAC P01 BA
- Measurement SW: DASY52, Version 52.10 (4); SEMCAD X Version 14.6.14 (7501)


**Ch189/z (axial) 4.2mm 50 x 50/ABM SNR(x,y,z) (13x13x1):** Measurement grid:

dx=10mm, dy=10mm

ABM1/ABM2 = 46.76 dB

ABM1 comp = 7.34 dBA/m

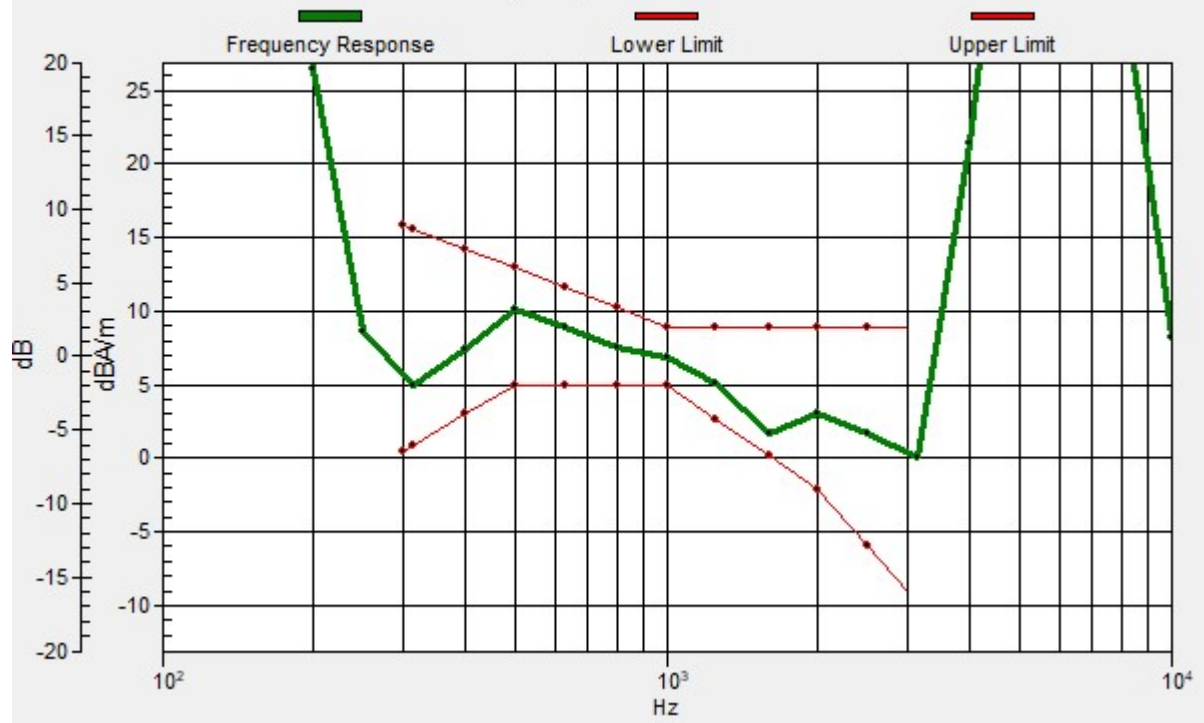
Location: 8.3, -12.5, 3.7 mm



0 dB = 217.6 = 46.76 dB

# Ch189/z (axial) wideband at best S/N/ABM Freq Resp(x,y,z,f)

Loc: 8.3, -12.5, 3.7 mm Diff: 1.57dB



### 1\_HAC T-Coil GSM850\_Voice\_Ch189(Y)

Communication System: UID 0, GSM850 (0); Frequency: 836.4 MHz; Duty Cycle: 1:8.3

Medium: Air Medium parameters used:  $\sigma = 0$  S/m,  $\epsilon_r = 1$ ;  $\rho = 0$  kg/m<sup>3</sup>

Ambient Temperature : 23.3 °C;

DASY5 Configuration:

- Probe: AM1DV3 - 3106; Calibrated: 2022/12/13
- Sensor-Surface: 0mm (Fix Surface)
- Electronics: DAE4 Sn1650; Calibrated: 2022/8/5
- Phantom: HAC Test Arch with AMCC; Type: SD HAC P01 BA
- Measurement SW: DASY52, Version 52.10 (4); SEMCAD X Version 14.6.14 (7501)


**Ch189/y (transversal) 4.2mm 50 x 50/ABM SNR(x,y,z) (13x13x1):** Measurement grid:

dx=10mm, dy=10mm

ABM1/ABM2 = 36.70 dB

ABM1 comp = -16.36 dBA/m

Location: -8.3, -4.2, 3.7 mm



0 dB = 68.39 = 36.70 dB

## 2\_HAC T-Coil GSM1900\_Voice\_Ch661(Z)

Communication System: UID 0, PCS (0); Frequency: 1880 MHz; Duty Cycle: 1:8.3

Medium: Air Medium parameters used:  $\sigma = 0$  S/m,  $\epsilon_r = 1$ ;  $\rho = 0$  kg/m<sup>3</sup>

Ambient Temperature : 23.3 °C;

DASY5 Configuration:

- Probe: AM1DV3 - 3106; Calibrated: 2022/12/13
- Sensor-Surface: 0mm (Fix Surface)
- Electronics: DAE4 Sn1650; Calibrated: 2022/8/5
- Phantom: HAC Test Arch with AMCC; Type: SD HAC P01 BA
- Measurement SW: DASY52, Version 52.10 (4); SEMCAD X Version 14.6.14 (7501)


**Ch661/z (axial) 4.2mm 50 x 50/ABM SNR(x,y,z) (13x13x1):** Measurement grid:

dx=10mm, dy=10mm

ABM1/ABM2 = 45.03 dB

ABM1 comp = 7.13 dBA/m

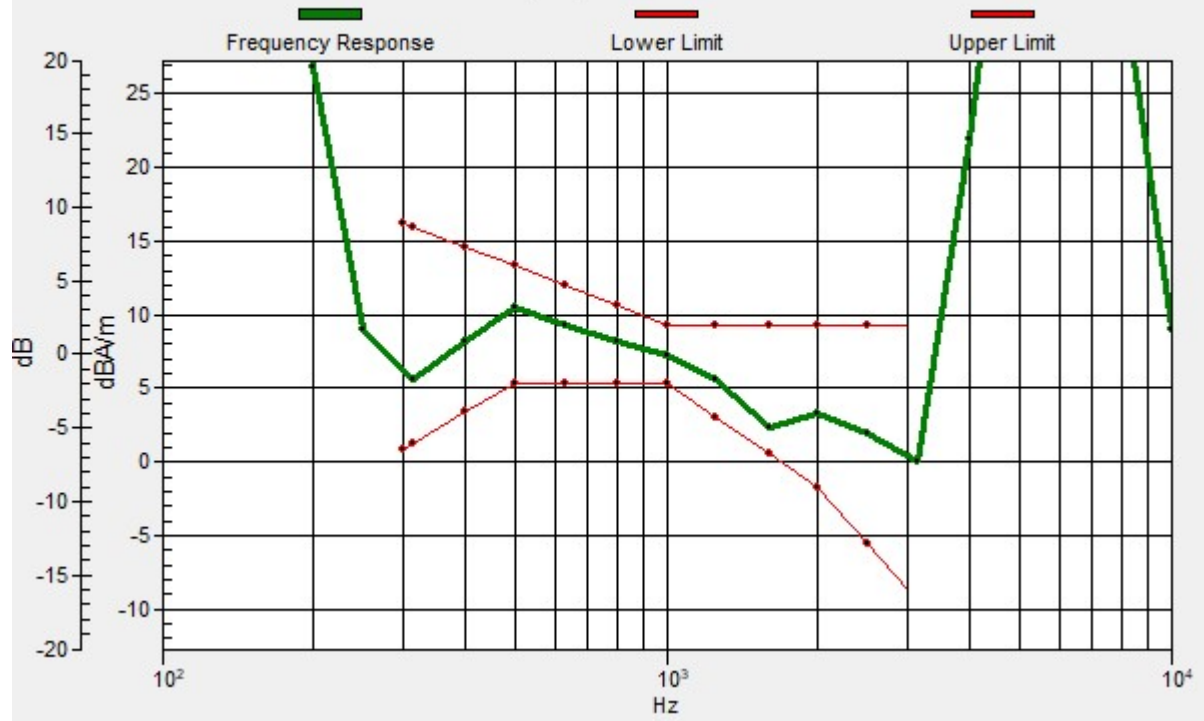
Location: 8.3, -8.3, 3.7 mm



0 dB = 178.4 = 45.03 dB

# Ch661/z (axial) wideband at best S/N/ABM Freq Resp(x,y,z,f)

Loc: 8.3, -8.3, 3.7 mm Diff: 1.8dB



## 2\_HAC T-Coil GSM1900\_Voice\_Ch661(Y)

Communication System: UID 0, PCS (0); Frequency: 1880 MHz; Duty Cycle: 1:8.3

Medium: Air Medium parameters used:  $\sigma = 0$  S/m,  $\epsilon_r = 1$ ;  $\rho = 0$  kg/m<sup>3</sup>

Ambient Temperature : 23.3 °C;

DASY5 Configuration:

- Probe: AM1DV3 - 3106; Calibrated: 2022/12/13
- Sensor-Surface: 0mm (Fix Surface)
- Electronics: DAE4 Sn1650; Calibrated: 2022/8/5
- Phantom: HAC Test Arch with AMCC; Type: SD HAC P01 BA
- Measurement SW: DASY52, Version 52.10 (4); SEMCAD X Version 14.6.14 (7501)


**Ch661/y (transversal) 4.2mm 50 x 50/ABM SNR(x,y,z) (13x13x1):** Measurement grid:

dx=10mm, dy=10mm

ABM1/ABM2 = 40.22 dB

ABM1 comp = -10.40 dBA/m

Location: -4.2, 4.2, 3.7 mm



0 dB = 102.6 = 40.22 dB

### 3\_HAC T-Coil WCDMA II\_Voice\_Ch9400(Z)

Communication System: UID 0, WCDMA (0); Frequency: 1880 MHz; Duty Cycle: 1:1

Medium: Air Medium parameters used:  $\sigma = 0$  S/m,  $\epsilon_r = 1$ ;  $\rho = 0$  kg/m<sup>3</sup>

Ambient Temperature : 23.3 °C;

DASY5 Configuration:

- Probe: AM1DV3 - 3106; Calibrated: 2022/12/13
- Sensor-Surface: 0mm (Fix Surface)
- Electronics: DAE4 Sn1650; Calibrated: 2022/8/5
- Phantom: HAC Test Arch with AMCC; Type: SD HAC P01 BA
- Measurement SW: DASY52, Version 52.10 (4); SEMCAD X Version 14.6.14 (7501)


**Ch9400/z (axial) 4.2mm 50 x 50/ABM SNR(x,y,z) (13x13x1):** Measurement grid:

dx=10mm, dy=10mm

ABM1/ABM2 = 52.70 dB

ABM1 comp = 6.85 dBA/m

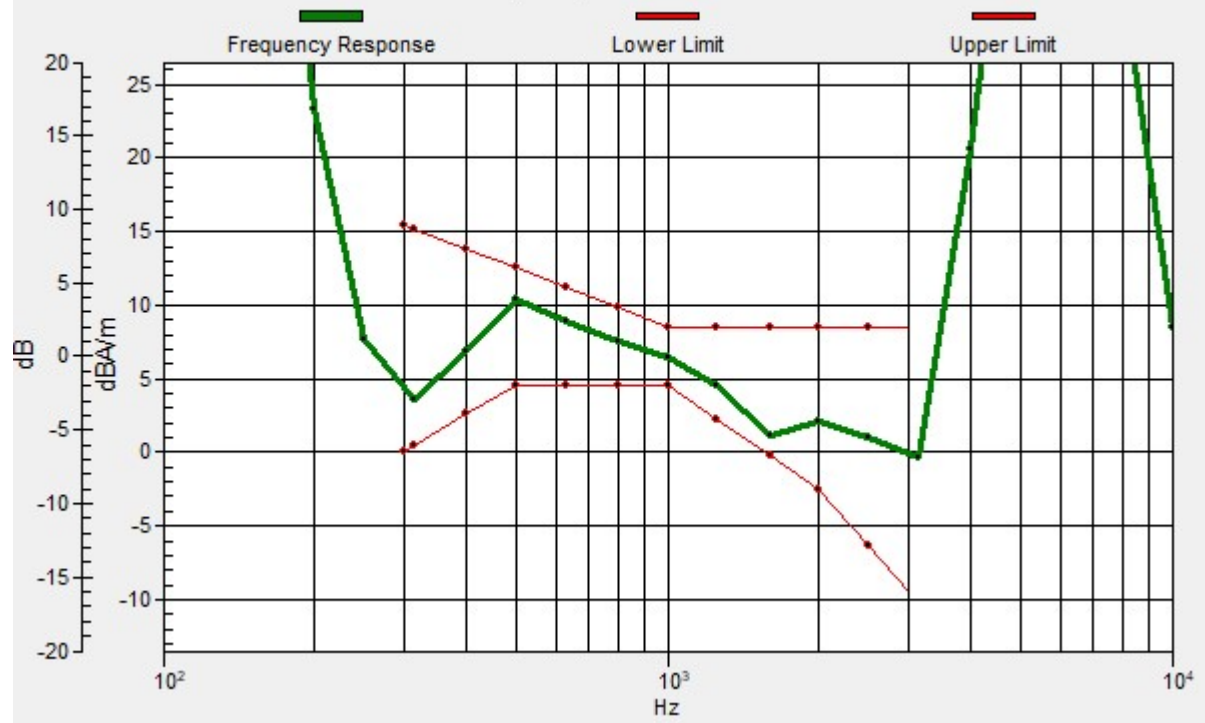
Location: 8.3, -12.5, 3.7 mm



0 dB = 431.3 = 52.70 dB

# Ch9400/z (axial) wideband at best S/N/ABM Freq Resp(x,y,z,f)

Loc: 8.3, -12.5, 3.7 mm Diff: 1.38dB





### 3\_HAC T-Coil WCDMA II\_Voice\_Ch9400(Y)

Communication System: UID 0, WCDMA (0); Frequency: 1880 MHz; Duty Cycle: 1:1

Medium: Air Medium parameters used:  $\sigma = 0$  S/m,  $\epsilon_r = 1$ ;  $\rho = 0$  kg/m<sup>3</sup>

Ambient Temperature : 23.3 °C;

DASY5 Configuration:

- Probe: AM1DV3 - 3106; Calibrated: 2022/12/13
- Sensor-Surface: 0mm (Fix Surface)
- Electronics: DAE4 Sn1650; Calibrated: 2022/8/5
- Phantom: HAC Test Arch with AMCC; Type: SD HAC P01 BA
- Measurement SW: DASY52, Version 52.10 (4); SEMCAD X Version 14.6.14 (7501)


**Ch9400/y (transversal) 4.2mm 50 x 50/ABM SNR(x,y,z) (13x13x1):** Measurement grid:

dx=10mm, dy=10mm

ABM1/ABM2 = 48.58 dB

ABM1 comp = -5.21 dBA/m

Location: 4.2, 4.2, 3.7 mm



0 dB = 268.4 = 48.58 dB

#### 4\_HAC T-Coil WCDMA IV\_Voice\_Ch1413(Z)

Communication System: UID 0, WCDMA (0); Frequency: 1732.6 MHz; Duty Cycle: 1:1

Medium: Air Medium parameters used:  $\sigma = 0$  S/m,  $\epsilon_r = 1$ ;  $\rho = 0$  kg/m<sup>3</sup>

Ambient Temperature : 23.3 °C;

DASY5 Configuration:

- Probe: AM1DV3 - 3106; Calibrated: 2022/12/13
- Sensor-Surface: 0mm (Fix Surface)
- Electronics: DAE4 Sn1650; Calibrated: 2022/8/5
- Phantom: HAC Test Arch with AMCC; Type: SD HAC P01 BA
- Measurement SW: DASY52, Version 52.10 (4); SEMCAD X Version 14.6.14 (7501)


**Ch1413/z (axial) 4.2mm 50 x 50/ABM SNR(x,y,z) (13x13x1):** Measurement grid:

dx=10mm, dy=10mm

ABM1/ABM2 = 54.65 dB

ABM1 comp = 5.45 dBA/m

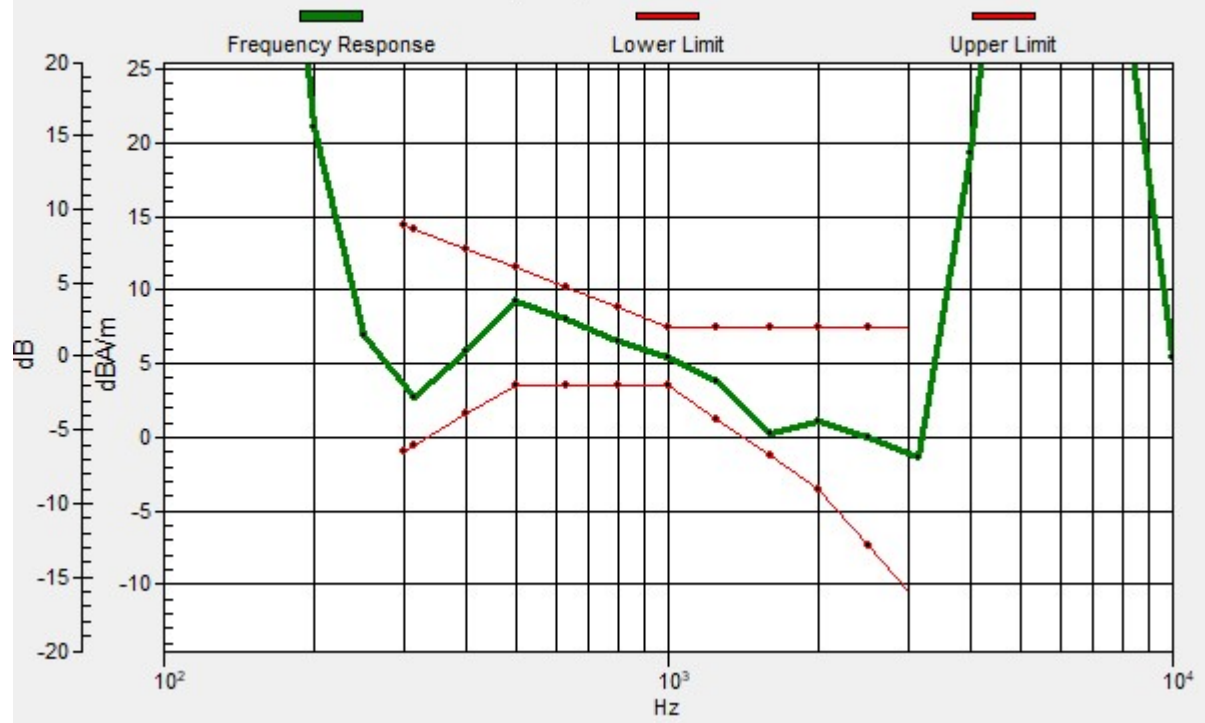
Location: 4.2, -12.5, 3.7 mm



0 dB = 540.4 = 54.65 dB

# Ch1413/z (axial) wideband at best S/N/ABM Freq Resp(x,y,z,f)

Loc: 4.2, -12.5, 3.7 mm Diff: 1.55dB



#### 4\_HAC T-Coil WCDMA IV\_Voice\_Ch1413(Y)

Communication System: UID 0, WCDMA (0); Frequency: 1732.6 MHz; Duty Cycle: 1:1

Medium: Air Medium parameters used:  $\sigma = 0$  S/m,  $\epsilon_r = 1$ ;  $\rho = 0$  kg/m<sup>3</sup>

Ambient Temperature : 23.3 °C;

DASY5 Configuration:

- Probe: AM1DV3 - 3106; Calibrated: 2022/12/13
- Sensor-Surface: 0mm (Fix Surface)
- Electronics: DAE4 Sn1650; Calibrated: 2022/8/5
- Phantom: HAC Test Arch with AMCC; Type: SD HAC P01 BA
- Measurement SW: DASY52, Version 52.10 (4); SEMCAD X Version 14.6.14 (7501)


**Ch1413/y (transversal) 4.2mm 50 x 50/ABM SNR(x,y,z) (13x13x1):** Measurement grid:

dx=10mm, dy=10mm

ABM1/ABM2 = 48.35 dB

ABM1 comp = -5.16 dBA/m

Location: 4.2, 4.2, 3.7 mm



0 dB = 261.6 = 48.35 dB

### 5\_HAC T-Coil WCDMA V\_Voice\_Ch4182(Z)

Communication System: UID 0, WCDMA (0); Frequency: 836.4 MHz; Duty Cycle: 1:1

Medium: Air Medium parameters used:  $\sigma = 0$  S/m,  $\epsilon_r = 1$ ;  $\rho = 0$  kg/m<sup>3</sup>

Ambient Temperature : 23.3 °C;

DASY5 Configuration:

- Probe: AM1DV3 - 3106; Calibrated: 2022/12/13
- Sensor-Surface: 0mm (Fix Surface)
- Electronics: DAE4 Sn1650; Calibrated: 2022/8/5
- Phantom: HAC Test Arch with AMCC; Type: SD HAC P01 BA
- Measurement SW: DASY52, Version 52.10 (4); SEMCAD X Version 14.6.14 (7501)


**Ch4182/z (axial) 4.2mm 50 x 50/ABM SNR(x,y,z) (13x13x1):** Measurement grid:

dx=10mm, dy=10mm

ABM1/ABM2 = 50.07 dB

ABM1 comp = 5.99 dBA/m

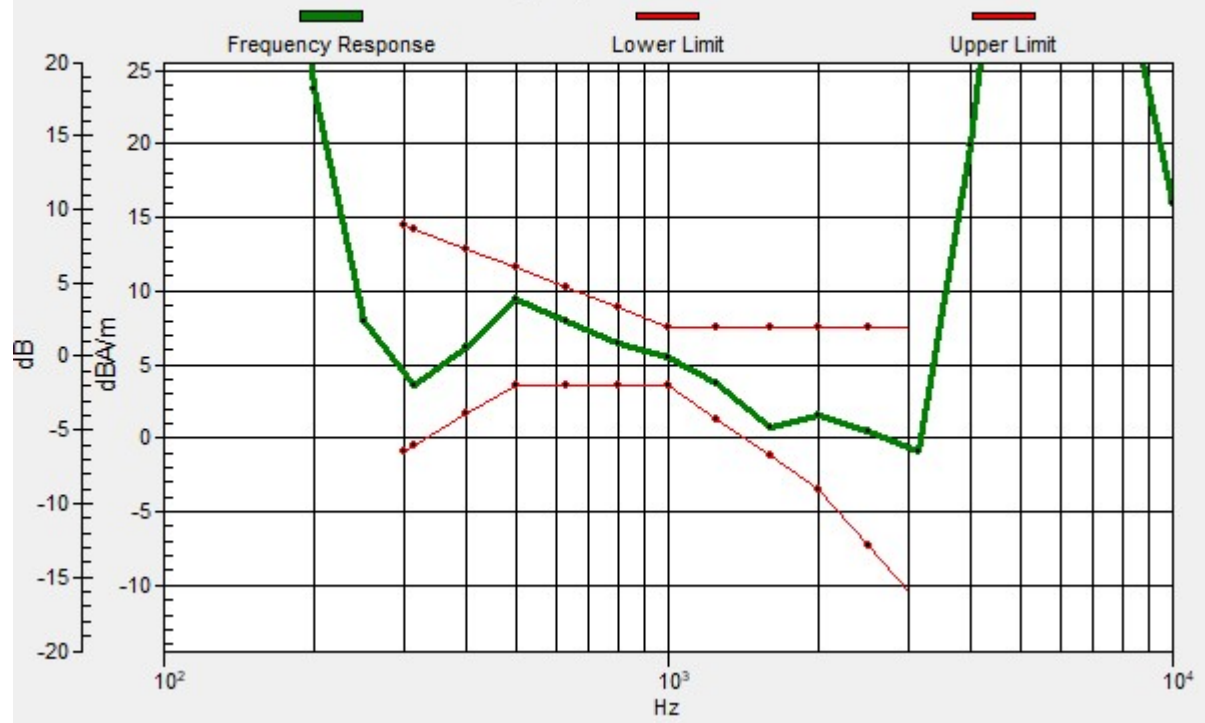
Location: 4.2, -8.3, 3.7 mm



0 dB = 318.9 = 50.07 dB

# Ch4182/z (axial) wideband at best S/N/ABM Freq Resp(x,y,z,f)

Loc: 4.2, -8.3, 3.7 mm Diff: 1.97dB



### 5\_HAC T-Coil WCDMA V\_Voice\_Ch4182(Y)

Communication System: UID 0, WCDMA (0); Frequency: 836.4 MHz; Duty Cycle: 1:1

Medium: Air Medium parameters used:  $\sigma = 0$  S/m,  $\epsilon_r = 1$ ;  $\rho = 0$  kg/m<sup>3</sup>

Ambient Temperature : 23.3 °C;

DASY5 Configuration:

- Probe: AM1DV3 - 3106; Calibrated: 2022/12/13
- Sensor-Surface: 0mm (Fix Surface)
- Electronics: DAE4 Sn1650; Calibrated: 2022/8/5
- Phantom: HAC Test Arch with AMCC; Type: SD HAC P01 BA
- Measurement SW: DASY52, Version 52.10 (4); SEMCAD X Version 14.6.14 (7501)


**Ch4182/y (transversal) 4.2mm 50 x 50/ABM SNR(x,y,z) (13x13x1):** Measurement grid:

dx=10mm, dy=10mm

ABM1/ABM2 = 47.58 dB

ABM1 comp = -4.33 dBA/m

Location: 8.3, 4.2, 3.7 mm



0 dB = 239.4 = 47.58 dB

### 6\_HAC T-Coil\_LTE Band 12\_10M\_16QAM\_1RB\_0Offset\_Ch23095(Z)

Communication System: UID 0, LTE-FDD (0); Frequency: 707.5 MHz;Duty Cycle: 1:1

Medium: Air Medium parameters used:  $\sigma = 0$  S/m,  $\epsilon_r = 1$ ;  $\rho = 0$  kg/m<sup>3</sup>

Ambient Temperature : 23.3 °C;

DASY5 Configuration:

- Probe: AM1DV3 - 3106; Calibrated: 2022/12/13
- Sensor-Surface: 0mm (Fix Surface)
- Electronics: DAE4 Sn1650; Calibrated: 2022/8/5
- Phantom: HAC Test Arch with AMCC; Type: SD HAC P01 BA
- Measurement SW: DASY52, Version 52.10 (4); SEMCAD X Version 14.6.14 (7501)


**Ch23095/z (axial) 4.2mm 50 x 50/ABM SNR(x,y,z) (13x13x1):** Measurement grid:

dx=10mm, dy=10mm

ABM1/ABM2 = 45.81 dB

ABM1 comp = 7.04 dBA/m

Location: 8.3, -8.3, 3.7 mm

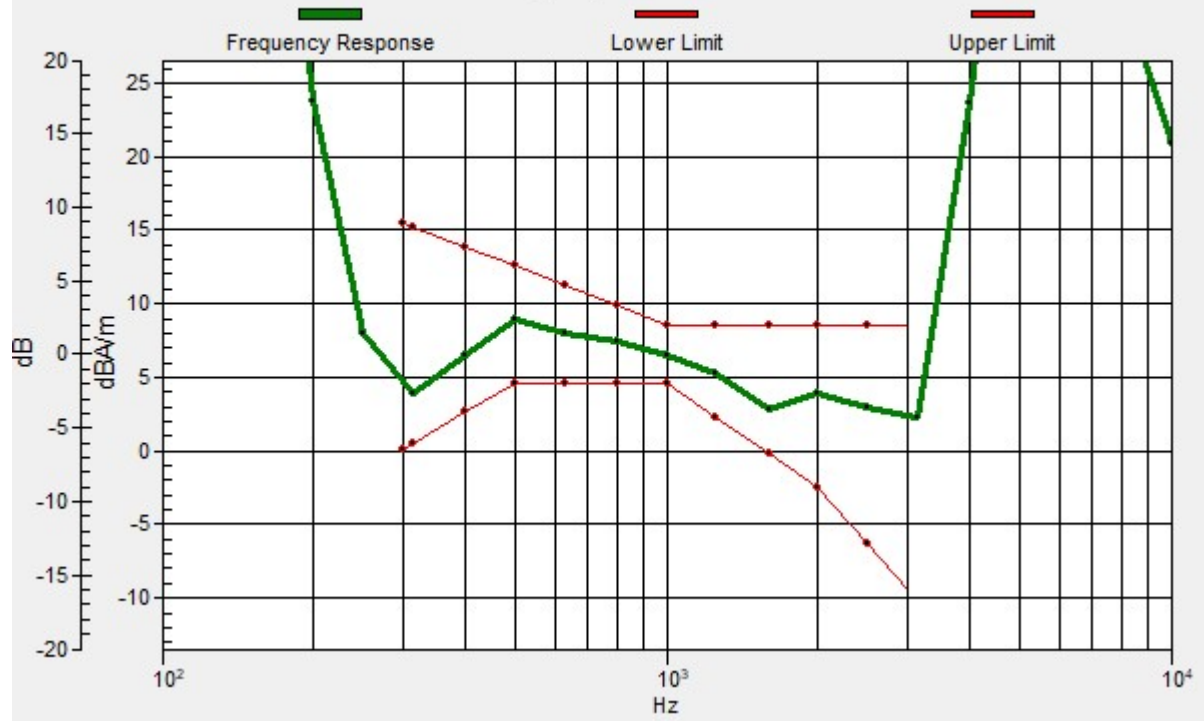


0 dB = 195.3 = 45.81 dB



# Ch23095/z (axial) wideband at best S/N/ABM Freq Resp(x,y,z,f)

Loc: 8.3, -8.3, 3.7 mm Diff: 2dB



### 6\_HAC T-Coil\_LTE Band 12\_10M\_16QAM\_1RB\_0Offset\_Ch23095(Y)

Communication System: UID 0, LTE-FDD (0); Frequency: 707.5 MHz;Duty Cycle: 1:1

Medium: Air Medium parameters used:  $\sigma = 0$  S/m,  $\epsilon_r = 1$ ;  $\rho = 0$  kg/m<sup>3</sup>

Ambient Temperature : 23.3 °C;

DASY5 Configuration:

- Probe: AM1DV3 - 3106; Calibrated: 2022/12/13
- Sensor-Surface: 0mm (Fix Surface)
- Electronics: DAE4 Sn1650; Calibrated: 2022/8/5
- Phantom: HAC Test Arch with AMCC; Type: SD HAC P01 BA
- Measurement SW: DASY52, Version 52.10 (4); SEMCAD X Version 14.6.14 (7501)


**Ch23095/y (transversal) 4.2mm 50 x 50/ABM SNR(x,y,z) (13x13x1):** Measurement grid:

dx=10mm, dy=10mm

ABM1/ABM2 = 47.17 dB

ABM1 comp = -2.45 dBA/m

Location: 4.2, -4.2, 3.7 mm



0 dB = 228.3 = 47.17 dB

### 7\_HAC T-Coil\_LTE Band 13\_10M\_16QAM\_1RB\_0Offset\_Ch23230(Z)

Communication System: UID 0, LTE-FDD (0); Frequency: 782 MHz; Duty Cycle: 1:1

Medium: Air Medium parameters used:  $\sigma = 0$  S/m,  $\epsilon_r = 1$ ;  $\rho = 0$  kg/m<sup>3</sup>

Ambient Temperature : 23.3 °C;

DASY5 Configuration:

- Probe: AM1DV3 - 3106; Calibrated: 2022/12/13
- Sensor-Surface: 0mm (Fix Surface)
- Electronics: DAE4 Sn1650; Calibrated: 2022/8/5
- Phantom: HAC Test Arch with AMCC; Type: SD HAC P01 BA
- Measurement SW: DASY52, Version 52.10 (4); SEMCAD X Version 14.6.14 (7501)


**Ch23230/z (axial) 4.2mm 50 x 50/ABM SNR(x,y,z) (13x13x1):** Measurement grid:

dx=10mm, dy=10mm

ABM1/ABM2 = 48.41 dB

ABM1 comp = 6.84 dBA/m

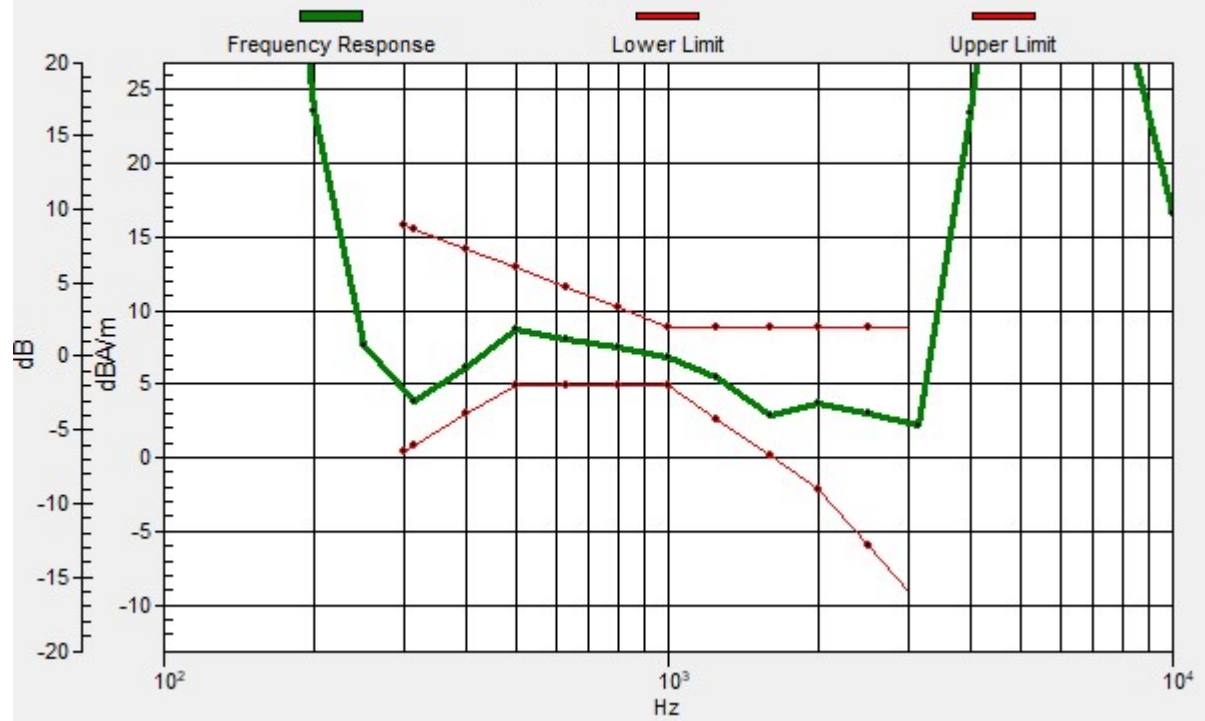
Location: 8.3, -12.5, 3.7 mm



0 dB = 263.3 = 48.41 dB

# Ch23230/z (axial) wideband at best S/N/ABM Freq Resp(x,y,z,f)

Loc: 8.3, -12.5, 3.7 mm Diff: 2dB



### 7\_HAC T-Coil\_LTE Band 13\_10M\_16QAM\_1RB\_0Offset\_Ch23230(Y)

Communication System: UID 0, LTE-FDD (0); Frequency: 782 MHz; Duty Cycle: 1:1

Medium: Air Medium parameters used:  $\sigma = 0$  S/m,  $\epsilon_r = 1$ ;  $\rho = 0$  kg/m<sup>3</sup>

Ambient Temperature : 23.3 °C;

DASY5 Configuration:

- Probe: AM1DV3 - 3106; Calibrated: 2022/12/13
- Sensor-Surface: 0mm (Fix Surface)
- Electronics: DAE4 Sn1650; Calibrated: 2022/8/5
- Phantom: HAC Test Arch with AMCC; Type: SD HAC P01 BA
- Measurement SW: DASY52, Version 52.10 (4); SEMCAD X Version 14.6.14 (7501)


**Ch23230/y (transversal) 4.2mm 50 x 50/ABM SNR(x,y,z) (13x13x1):** Measurement grid:

dx=10mm, dy=10mm

ABM1/ABM2 = 45.22 dB

ABM1 comp = -2.55 dBA/m

Location: 4.2, -4.2, 3.7 mm



0 dB = 182.5 = 45.22 dB

### 8\_HAC T-Coil\_LTE Band 26\_15M\_16QAM\_1RB\_0Offset\_Ch26865(Z)

Communication System: UID 0, LTE-FDD (0); Frequency: 831.5 MHz;Duty Cycle: 1:1

Medium: Air Medium parameters used:  $\sigma = 0$  S/m,  $\epsilon_r = 1$ ;  $\rho = 0$  kg/m<sup>3</sup>

Ambient Temperature : 23.3 °C;

DASY5 Configuration:

- Probe: AM1DV3 - 3106; Calibrated: 2022/12/13
- Sensor-Surface: 0mm (Fix Surface)
- Electronics: DAE4 Sn1650; Calibrated: 2022/8/5
- Phantom: HAC Test Arch with AMCC; Type: SD HAC P01 BA
- Measurement SW: DASY52, Version 52.10 (4); SEMCAD X Version 14.6.14 (7501)


**Ch26865/z (axial) 4.2mm 50 x 50/ABM SNR(x,y,z) (13x13x1):** Measurement grid:

dx=10mm, dy=10mm

ABM1/ABM2 = 48.83 dB

ABM1 comp = 5.29 dBA/m

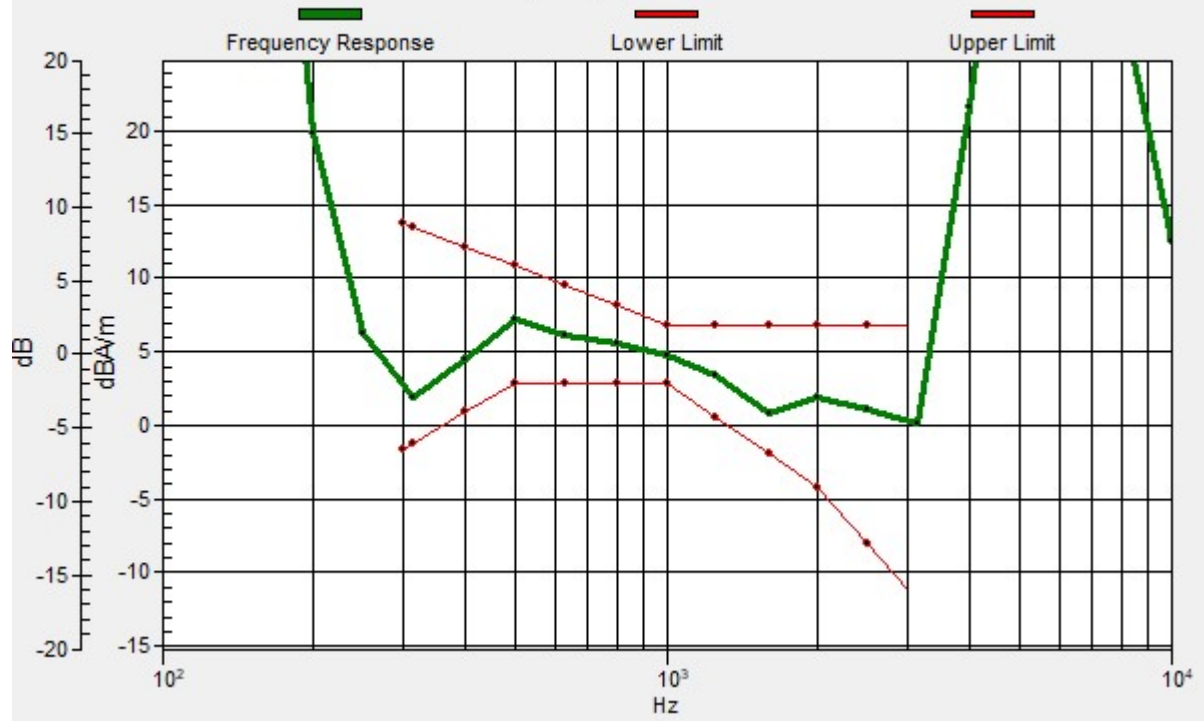
Location: 4.2, -12.5, 3.7 mm



0 dB = 276.4 = 48.83 dB

# Ch26865/z (axial) wideband at best S/N/ABM Freq Resp(x,y,z,f)

Loc: 4.2, -12.5, 3.7 mm Diff: 2dB



### 8\_HAC T-Coil\_LTE Band 26\_15M\_16QAM\_1RB\_0Offset\_Ch26865(Y)

Communication System: UID 0, LTE-FDD (0); Frequency: 831.5 MHz;Duty Cycle: 1:1

Medium: Air Medium parameters used:  $\sigma = 0$  S/m,  $\epsilon_r = 1$ ;  $\rho = 0$  kg/m<sup>3</sup>

Ambient Temperature : 23.3 °C;

DASY5 Configuration:

- Probe: AM1DV3 - 3106; Calibrated: 2022/12/13
- Sensor-Surface: 0mm (Fix Surface)
- Electronics: DAE4 Sn1650; Calibrated: 2022/8/5
- Phantom: HAC Test Arch with AMCC; Type: SD HAC P01 BA
- Measurement SW: DASY52, Version 52.10 (4); SEMCAD X Version 14.6.14 (7501)


#### Ch26865/y (transversal) 4.2mm 50 x 50/ABM Interpolated SNR(x,y,z) (121x121x1):

Interpolated grid: dx=1.000 mm, dy=1.000 mm

ABM1/ABM2 = 45.98 dB

ABM1 comp = -5.06 dBA/m

Location: 0.4, -1.7, 3.7 mm



0 dB = 199.1 = 45.98 dB



### 9\_HAC T-Coil\_LTE Band 25\_20M\_16QAM\_1RB\_0Offset\_Ch26340(Z)

Communication System: UID 0, LTE-FDD (0); Frequency: 1880 MHz;Duty Cycle: 1:1

Medium: Air Medium parameters used:  $\sigma = 0$  S/m,  $\epsilon_r = 1$ ;  $\rho = 0$  kg/m<sup>3</sup>

Ambient Temperature : 23.3 °C;

DASY5 Configuration:

- Probe: AM1DV3 - 3106; Calibrated: 2022/12/13
- Sensor-Surface: 0mm (Fix Surface)
- Electronics: DAE4 Sn1650; Calibrated: 2022/8/5
- Phantom: HAC Test Arch with AMCC; Type: SD HAC P01 BA
- Measurement SW: DASY52, Version 52.10 (4); SEMCAD X Version 14.6.14 (7501)


**Ch26340/z (axial) 4.2mm 50 x 50/ABM SNR(x,y,z) (13x13x1):** Measurement grid:

dx=10mm,dy=10mm

ABM1/ABM2 = 46.14 dB

ABM1 comp = 4.45 dBA/m

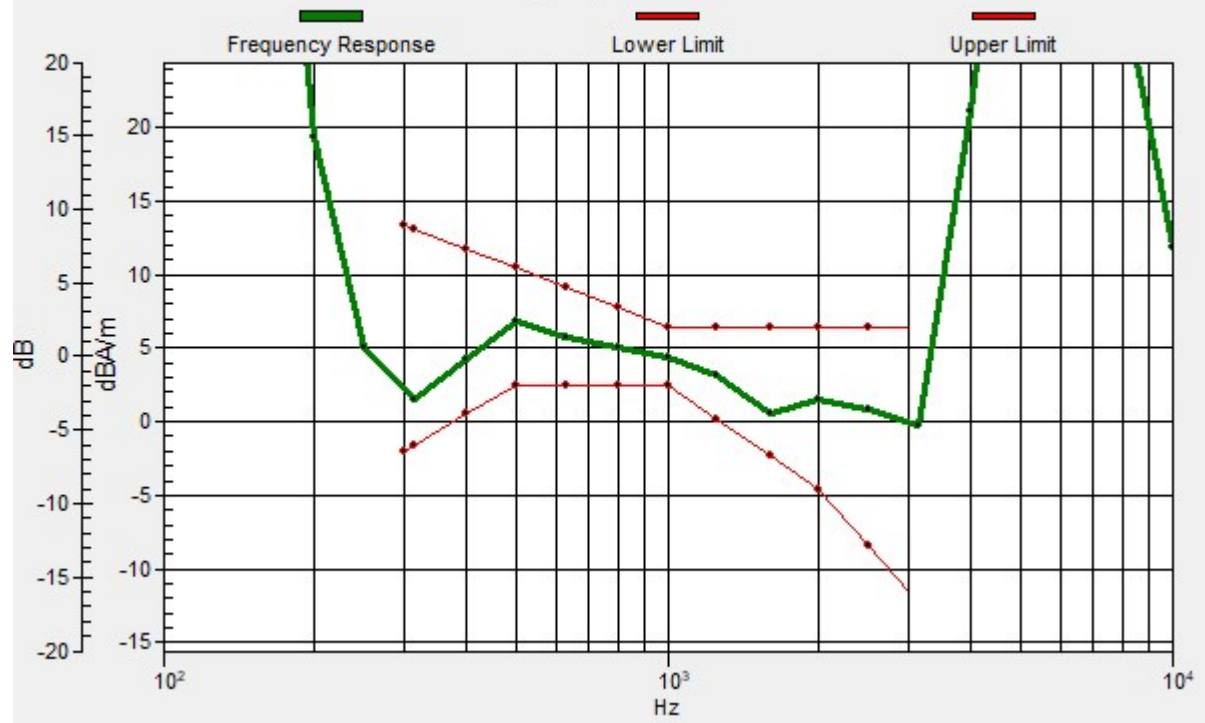
Location: 4.2, -8.3, 3.7 mm



0 dB = 202.7 = 46.14 dB

# 26340/z (axial) wideband at best S/N/ABM Freq Resp(x,y,z,f)

Loc: 4.2, -8.3, 3.7 mm Diff: 2dB



### 9\_HAC T-Coil\_LTE Band 25\_20M\_16QAM\_1RB\_0Offset\_Ch26340(Y)

Communication System: UID 0, LTE-FDD (0); Frequency: 1880 MHz; Duty Cycle: 1:1

Medium: Air Medium parameters used:  $\sigma = 0$  S/m,  $\epsilon_r = 1$ ;  $\rho = 0$  kg/m<sup>3</sup>

Ambient Temperature : 23.3 °C;

DASY5 Configuration:

- Probe: AM1DV3 - 3106; Calibrated: 2022/12/13
- Sensor-Surface: 0mm (Fix Surface)
- Electronics: DAE4 Sn1650; Calibrated: 2022/8/5
- Phantom: HAC Test Arch with AMCC; Type: SD HAC P01 BA
- Measurement SW: DASY52, Version 52.10 (4); SEMCAD X Version 14.6.14 (7501)


**Ch26340/y (transversal) 4.2mm 50 x 50/ABM SNR(x,y,z) (13x13x1):** Measurement

grid:dx=10mm, dy=10mm

ABM1/ABM2 = 45.48 dB

ABM1 comp = -3.60 dBA/m

Location: 8.3, 4.2, 3.7 mm



0 dB = 188.0 = 45.48 dB

**10\_HAC T-Coil\_LTE Band 66\_20M\_16QAM\_1RB\_0Offset\_Ch132322(Z)**

Communication System: UID 0, LTE-FDD (0); Frequency: 1745 MHz;Duty Cycle: 1:1

Medium: Air Medium parameters used:  $\sigma = 0$  S/m,  $\epsilon_r = 1$ ;  $\rho = 0$  kg/m<sup>3</sup>

Ambient Temperature : 23.3 °C;

DASY5 Configuration:

- Probe: AM1DV3 - 3106; Calibrated: 2022/12/13
- Sensor-Surface: 0mm (Fix Surface)
- Electronics: DAE4 Sn1650; Calibrated: 2022/8/5
- Phantom: HAC Test Arch with AMCC; Type: SD HAC P01 BA
- Measurement SW: DASY52, Version 52.10 (4); SEMCAD X Version 14.6.14 (7501)


**Ch132322/z (axial) 4.2mm 50 x 50/ABM SNR(x,y,z) (13x13x1):** Measurement grid:

dx=10mm, dy=10mm

ABM1/ABM2 = 47.88 dB

ABM1 comp = 5.29 dBA/m

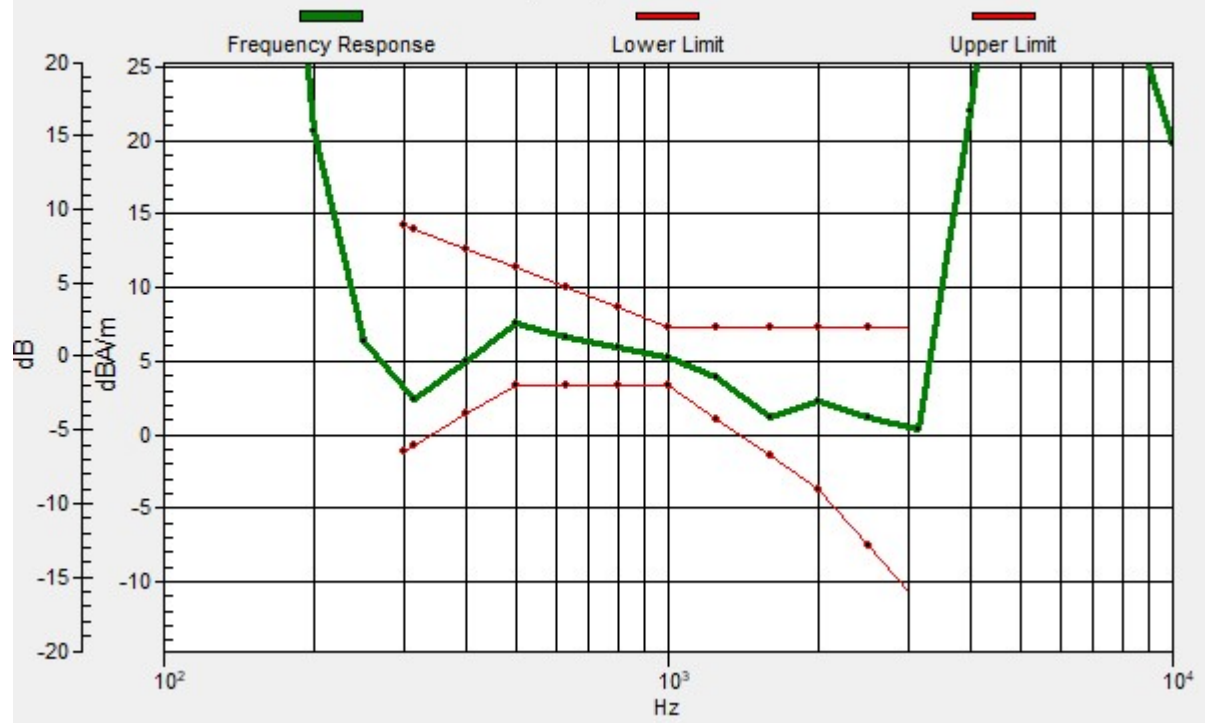
Location: 4.2, -12.5, 3.7 mm



0 dB = 247.8 = 47.88 dB

# Ch132322/z (axial) wideband at best S/N/ABM Freq Resp(x,y,z,f)

Loc: 4.2, -12.5, 3.7 mm Diff: 2dB



### 10\_HAC T-Coil\_LTE Band 66\_20M\_16QAM\_1RB\_0Offset\_Ch132322(Y)

Communication System: UID 0, LTE-FDD (0); Frequency: 1745 MHz;Duty Cycle: 1:1

Medium: Air Medium parameters used:  $\sigma = 0$  S/m,  $\epsilon_r = 1$ ;  $\rho = 0$  kg/m<sup>3</sup>

Ambient Temperature : 23.3 °C;

DASY5 Configuration:

- Probe: AM1DV3 - 3106; Calibrated: 2022/12/13
- Sensor-Surface: 0mm (Fix Surface)
- Electronics: DAE4 Sn1650; Calibrated: 2022/8/5
- Phantom: HAC Test Arch with AMCC; Type: SD HAC P01 BA
- Measurement SW: DASY52, Version 52.10 (4); SEMCAD X Version 14.6.14 (7501)

### Ch132322/y (transversal) 4.2mm 50 x 50/ABM SNR(x,y,z) (13x13x1): Measurement

grid: dx=10mm, dy=10mm

ABM1/ABM2 = 45.45 dB

ABM1 comp = -5.28 dBA/m

Location: 0, 0, 3.7 mm



0 dB = 187.3 = 45.45 dB