



FCC RF Test Report

APPLICANT : Motorola Mobility LLC
EQUIPMENT : Mobile Cellular Phone
BRAND NAME : Motorola
MODEL NAME : XT2321-3, XT2321-5
FCC ID : IHDT56AJ3
STANDARD : 47 CFR Part 2, 22(H), 24(E), 27(L)
CLASSIFICATION : PCS Licensed Transmitter Held to Ear (PCE)
TEST DATE(S) : Dec. 28, 2022 ~ Feb. 04, 2023

We, Sporton International Inc. (Kunshan), would like to declare that the tested sample has been evaluated in accordance with the procedures given in ANSI C63.26-2015 and shown compliance with the applicable technical standards.

This report contains data that were produced under subcontract by Sporton International Inc. (ShenZhen)

The test results in this report apply exclusively to the tested model / sample. Without written approval of Sporton International Inc. (Kunshan), the test report shall not be reproduced except in full.

Jason Jia

Approved by: Jason Jia



Sporton International Inc. (Kunshan)

**No. 1098, Pengxi North Road, Kunshan Economic Development Zone Jiangsu Province 215300
People's Republic of China**



TABLE OF CONTENTS

REVISION HISTORY... 3
SUMMARY OF TEST RESULT ... 4
1 GENERAL DESCRIPTION ... 5
1.1 Applicant ... 5
1.2 Manufacturer ... 5
1.3 Product Feature of Equipment Under Test ... 5
1.4 Product Specification of Equipment Under Test ... 6
1.5 Specification of Accessory ... 7
1.6 Modification of EUT ... 7
1.7 Maximum ERP/EIRP Power and Emission Designator ... 7
1.8 Testing Location ... 10
1.9 Test Software ... 10
1.10 Applicable Standards ... 10
2 TEST CONFIGURATION OF EQUIPMENT UNDER TEST ... 11
2.1 Test Mode ... 11
2.2 Connection Diagram of Test System ... 13
2.3 Support Unit used in test configuration and system ... 14
2.4 Measurement Results Explanation Example ... 14
2.5 Frequency List of Low/Middle/High Channels ... 15
3 CONDUCTED TEST ITEMS ... 22
3.1 Measuring Instruments ... 22
3.2 Test Setup ... 22
3.3 Test Result of Conducted Test ... 22
3.4 Conducted Output Power and ERP/EIRP ... 23
3.5 Peak-to-Average Ratio ... 24
3.6 Occupied Bandwidth ... 25
3.7 Conducted Band Edge ... 26
3.8 Conducted Spurious Emission ... 28
3.9 Frequency Stability ... 29
4 RADIATED TEST ITEMS ... 30
4.1 Measuring Instruments ... 30
4.2 Test Setup ... 30
4.3 Test Result of Radiated Test ... 31
4.4 Radiated Spurious Emission ... 32
5 LIST OF MEASURING EQUIPMENT ... 33
6 UNCERTAINTY OF EVALUATION ... 34
APPENDIX A. TEST RESULTS OF CONDUCTED TEST
APPENDIX B. TEST RESULTS OF RADIATED TEST
APPENDIX C. TEST SETUP PHOTOGRAPHS



REVISION HISTORY

REPORT NO.	VERSION	DESCRIPTION	ISSUED DATE
FG2D0913B	Rev. 01	Initial issue of report	Feb. 09, 2023



SUMMARY OF TEST RESULT

Report Section	FCC Rule	Description	Limit	Result	Remark
3.4	§2.1046	Conducted Output Power	-	Report Only	-
	§22.913(a)(5)	Effective Radiated Power (Band 5) (Band 26)	ERP < 7 Watt	PASS	-
	§24.232(c)	Equivalent Isotropic Radiated Power (Band 2) (Band 25)	EIRP < 2Watt		-
	§27.50(d)(4)	Equivalent Isotropic Radiated Power (Band 4) (Band 66)	EIRP < 1Watt		-
3.5	§24.232(d)	Peak-to-Average Ratio	<13 dB	PASS	-
3.6	§2.1049	Occupied Bandwidth	-	Report Only	-
3.7	§2.1051 §22.917(a) §24.238(a) §27.53(h)	Conducted Band Edge Measurement (Band 2) (Band 4) (Band 5) (Band 25) (Band 26) (Band 66)	< 43+10log10(P[Watts])	PASS	-
3.8	§2.1051 §22.917(a) §24.238(a) §27.53(h)	Conducted Spurious Emission (Band 2) (Band 4) (Band 5) (Band 25) (Band 26) (Band 66)	< 43+10log10(P[Watts])	PASS	-
3.9	§2.1055 §22.355	Frequency Stability Temperature & Voltage	< 2.5 ppm for Part 22	PASS	-
	§2.1055 §24.235 §27.54		Within Authorized Band		
4.4	§2.1053 §22.917(a) §24.238(a) §27.53(h)	Radiated Spurious Emission (Band 2) (Band 4) (Band 5) (Band 25) (Band 26) (Band 66)	< 43+10log ₁₀ (P[Watts])	PASS	Under limit 26.47 dB at 5553.000 MHz

Declaration of Conformity:

The test results with all measurement uncertainty excluded are presented in accordance with the regulation limits or requirements declared by manufacturers.

Comments and Explanations:

The declared of product specification for EUT presented in the report are provided by the manufacturer, and the manufacturer takes all the responsibilities for the accuracy of product specification.



1 General Description

1.1 Applicant

Motorola Mobility LLC
222 W, Merchandise Mart Plaza, Chicago IL 60654 USA

1.2 Manufacturer

Motorola Mobility LLC
222 W, Merchandise Mart Plaza, Chicago IL 60654 USA

1.3 Product Feature of Equipment Under Test

Product Feature	
Equipment	Mobile Cellular Phone
Brand Name	Motorola
Model Name	XT2321-3, XT2321-5
FCC ID	IHDT56AJ3
IMEI Code	Conducted: 358041760019911/358041760019929 Radiation: 358041760025637/358041760025645
HW Version	DVT2
SW Version	TTZ 33.50
EUT Stage	Identical Prototype

Remark:

1. The above EUT's information was declared by manufacturer. Please refer to the specifications or user's manual for more detailed description.
2. The two model name XT2321-3, XT2321-5 are the same product except model name different for market segment.
3. The EUT has two working states, flip open state and flip close state, by verifying these two states, we choose the worst flip open state for all tests.



1.4 Product Specification of Equipment Under Test

Standards-related Product Specification					
Tx Frequency	LTE Band 2 : 1850 MHz ~ 1910 MHz LTE Band 4 : 1710 MHz ~ 1755 MHz LTE Band 5 : 824 MHz ~ 849 MHz LTE Band 25 : 1850 MHz ~ 1915 MHz LTE Band 26 : 824 MHz ~ 849 MHz LTE Band 66 : 1710 MHz ~ 1780 MHz				
Rx Frequency	LTE Band 2 : 1930 MHz ~ 1990 MHz LTE Band 4 : 2110 MHz ~ 2155 MHz LTE Band 5 : 869 MHz ~ 894 MHz LTE Band 25 : 1930 MHz ~ 1995 MHz LTE Band 26 : 869 MHz ~ 894 MHz LTE Band 66 : 2110 MHz~ 2200 MHz				
Bandwidth	LTE Band 2 : 1.4MHz / 3MHz / 5MHz / 10MHz / 15MHz / 20MHz LTE Band 4 : 1.4MHz / 3MHz / 5MHz / 10MHz / 15MHz / 20MHz LTE Band 5 : 1.4MHz / 3MHz / 5MHz / 10MHz LTE Band 25 : 1.4MHz / 3MHz / 5MHz / 10MHz / 15MHz / 20MHz LTE Band 26 : 1.4MHz / 3MHz / 5MHz / 10MHz / 15MHz LTE Band 66 : 1.4MHz / 3MHz / 5MHz / 10MHz / 15MHz / 20MHz				
Maximum Output Power to Antenna (dBm)		Ant.0	Ant.1	Ant.2	Ant.3
	LTE Band 2	23.16	21.09	21.24	22.72
	LTE Band 4	23.21	21.08	21.30	22.87
	LTE Band 5	22.57	21.31	22.16	-
	LTE Band 25	23.21	21.11	23.35	22.76
	LTE Band 26	22.59	21.38	22.24	-
	LTE Band 66	23.22	21.12	21.41	22.89
	LTE Band 5B_CA	22.44	22.02	22.87	-
	LTE Band 66B_CA	23.15	20.99	20.99	22.76
LTE Band 66C_CA	23.16	21.02	21.84	22.64	
Antenna Gain (dBi)		Ant.0	Ant.1	Ant.2	Ant.3
	LTE Band 2	-2.23	-2.07	-2.43	-3.61
	LTE Band 4	-2.2	-2.64	-4.65	-3.73
	LTE Band 5	-1.12	-2.37	-5.87	-
	LTE Band 25	-2.23	-2.07	-2.43	-3.61
	LTE Band 26	-1.12	-2.37	-5.87	-
	LTE Band 66	-2.2	-2.64	-4.65	-3.73
	LTE Band 5B_CA	-1.12	-2.37	-5.87	-
	LTE Band 66B_CA	-2.2	-2.64	-4.65	-3.73
LTE Band 66C_CA	-2.2	-2.64	-4.65	-3.73	
Type of Modulation	QPSK / 16QAM / 64QAM / 256QAM				

Note:

1. The maximum ERP/EIRP is calculated from max output power and max antenna gain, only the maximum ERP/EIRP of Ant.0 are shown in the report.
2. The device supports two PAs for LTE Band 2 (main PA and other PA), the maximum power of main PA is higher than the other PA, therefore, we chose higher power of main PA to calculate the EIRP and show in the report.



1.5 Specification of Accessory

Specification of Accessory				
AC Adapter	Brand Name	Motorola (Salom)	Model Name	MC-301
Battery 1	Brand Name	Motorola(ATL)	Model Name	PM29
Battery 2	Brand Name	Motorola(ATL)	Model Name	PM08
USB Cable 1	Brand Name	Motorola (Cabletech)	Model Name	SC18D13216
USB Cable 2	Brand Name	Motorola (Luxshare)	Model Name	SC18D13217
USB Cable 3	Brand Name	Motorola (Saibao)	Model Name	SC18D86732

1.6 Modification of EUT

No modifications are made to the EUT during all test items.

1.7 Maximum ERP/EIRP Power and Emission Designator

LTE Band 2		QPSK		16QAM/64QAM/256QAM	
BW (MHz)	Frequency Range (MHz)	Maximum EIRP(W)	Emission Designator (99%OBW)	Maximum EIRP(W)	Emission Designator (99%OBW)
1.4	1850.7 ~ 1909.3	0.1236	1M10G7D	0.1205	1M10W7D
3	1851.5 ~ 1908.5	0.1236	2M75G7D	0.1199	2M75W7D
5	1852.5 ~ 1907.5	0.1227	4M50G7D	0.1205	4M50W7D
10	1855.0 ~ 1905.0	0.1219	9M07G7D	0.1180	9M13W7D
15	1857.5 ~ 1902.5	0.1230	13M5G7D	0.1189	13M6W7D
20	1860.0 ~ 1900.0	0.1253	18M5G7D	0.1219	18M3W7D
LTE Band 25		QPSK		16QAM/64QAM/256QAM	
BW (MHz)	Frequency Range (MHz)	Maximum EIRP(W)	Emission Designator (99%OBW)	Maximum EIRP(W)	Emission Designator (99%OBW)
1.4	1850.7 ~ 1914.3	0.1236	1M09G7D	0.1205	1M10W7D
3	1851.5 ~ 1913.5	0.1236	2M75G7D	0.1199	2M74W7D
5	1852.5 ~ 1912.5	0.1227	4M50G7D	0.1205	4M50W7D
10	1855.0 ~ 1910.0	0.1219	9M07G7D	0.1180	9M13W7D
15	1857.5 ~ 1907.5	0.1230	13M4G7D	0.1189	13M6W7D
20	1860.0 ~ 1905.0	0.1253	18M5G7D	0.1219	18M3W7D



LTE Band 4		QPSK		16QAM/64QAM/256QAM	
BW (MHz)	Frequency Range (MHz)	Maximum EIRP(W)	Emission Designator (99%OBW)	Maximum EIRP(W)	Emission Designator (99%OBW)
1.4	1710.7 ~ 1754.3	0.1242	1M10G7D	0.1199	1M09W7D
3	1711.5 ~ 1753.5	0.1242	2M72G7D	0.1222	2M76W7D
5	1712.5 ~ 1752.5	0.1233	4M51G7D	0.1197	4M53W7D
10	1715.0 ~ 1750.0	0.1230	9M09G7D	0.1222	9M07W7D
15	1717.5 ~ 1747.5	0.1247	13M4G7D	0.1222	13M5W7D
20	1720.0 ~ 1745.0	0.1265	18M5G7D	0.1230	18M3W7D
LTE Band 5		QPSK		16QAM/64QAM/256QAM	
BW (MHz)	Frequency Range (MHz)	Maximum ERP(W)	Emission Designator (99%OBW)	Maximum ERP(W)	Emission Designator (99%OBW)
1.4	824.7 ~ 848.3	0.0841	1M09G7D	0.0828	1M10W7D
3	825.5 ~ 847.5	0.0839	2M71G7D	0.0826	2M74W7D
5	826.5 ~ 846.5	0.0836	4M51G7D	0.0830	4M48W7D
10	829.0 ~ 844.0	0.0830	8M97G7D	0.0820	9M05W7D
LTE Band 26		QPSK		16QAM/64QAM/256QAM	
BW (MHz)	Frequency Range (MHz)	Maximum ERP(W)	Emission Designator (99%OBW)	Maximum ERP(W)	Emission Designator (99%OBW)
1.4	824.7 ~ 848.3	0.0841	1M09G7D	0.0828	1M10W7D
3	825.5 ~ 847.5	0.0839	2M71G7D	0.0826	2M74W7D
5	826.5 ~ 846.5	0.0836	4M51G7D	0.0830	4M48W7D
10	829.0 ~ 844.0	0.0830	8M97G7D	0.0820	9M05W7D
15	831.5 ~ 841.5	0.0855	13M6G7D	0.0839	13M5W7D
CH26790	824.0	0.0838	13M5G7D	0.0782	13M4W7D
LTE Band 66		QPSK		16QAM/64QAM/256QAM	
BW (MHz)	Frequency Range (MHz)	Maximum EIRP(W)	Emission Designator (99%OBW)	Maximum EIRP(W)	Emission Designator (99%OBW)
1.4	1710.7 ~ 1779.3	0.1242	1M10G7D	0.1199	1M09W7D
3	1711.5 ~ 1778.5	0.1242	2M72G7D	0.1222	2M76W7D
5	1712.5 ~ 1777.5	0.1233	4M51G7D	0.1197	4M53W7D
10	1715.0 ~ 1775.0	0.1230	9M09G7D	0.1222	9M07W7D
15	1717.5 ~ 1772.5	0.1247	13M4G7D	0.1222	13M5W7D
20	1720.0 ~ 1770.0	0.1265	18M5G7D	0.1230	18M3W7D



LTE Band CA_5B	QPSK		16QAM/64QAM/256QAM	
BW (MHz)	Maximum ERP(W)	Emission Designator (99%OBW)	Maximum ERP(W)	Emission Designator (99%OBW)
3MHz+5MHz	0.0705	7M64G7D	0.0731	7M59W7D
5MHz+3MHz	0.0804	7M59G7D	0.0757	7M58W7D
5MHz+10MHz	0.0796	13M9G7D	0.0731	14M0W7D
10MHz+5MHz	0.0798	14M0G7D	0.0736	13M9W7D
10MHz+10MHz	0.0826	18M8G7D	0.0760	18M7W7D
LTE Band CA_66B	QPSK		16QAM/64QAM/256QAM	
BW (MHz)	Maximum EIRP(W)	Emission Designator (99%OBW)	Maximum EIRP(W)	Emission Designator (99%OBW)
5MHz+5MHz	0.1211	9M29G7D	0.1119	9M39W7D
5MHz+10MHz	0.1208	13M9G7D	0.1112	13M9W7D
10MHz+5MHz	0.1199	14M0G7D	0.1119	13M9W7D
5MHz+15MHz	0.1211	18M3G7D	0.1109	18M3W7D
15MHz+5MHz	0.1233	18M8G7D	0.1135	18M8W7D
10MHz+10MHz	0.1245	18M2G7D	0.1156	18M2W7D
LTE Band CA_66C	QPSK		16QAM/64QAM/256QAM	
BW (MHz)	Maximum EIRP(W)	Emission Designator (99%OBW)	Maximum EIRP(W)	Emission Designator (99%OBW)
5MHz+20MHz	0.1199	23M3G7D	0.0925	23M4W7D
20MHz+5MHz	0.1197	23M4G7D	0.0933	23M2W7D
10MHz+15MHz	0.1227	23M5G7D	0.0953	23M6W7D
15MHz+10MHz	0.1202	23M5G7D	0.0933	23M6W7D
10MHz+20MHz	0.1199	28M2G7D	0.0938	28M1W7D
20MHz+10MHz	0.1236	28M1G7D	0.0925	28M1W7D
15MHz+15MHz	0.1208	28M8G7D	0.0940	28M5W7D
15MHz+20MHz	0.1219	32M9G7D	0.0955	32M8W7D
20MHz+15MHz	0.1227	33M1G7D	0.0938	33M0W7D
20MHz+20MHz	0.1247	37M6G7D	0.0959	37M8W7D

Note:

1. All modulations have been tested, and only the worst test results of PSK & QAM are shown in the report.
2. LTE Band 26 overlaps the entire frequency range of LTE Band 5. Therefore, the test results provided in this report covers Band 5 and the portion of Band 26 subject to Part 22.
3. LTE Band 66 overlaps the entire frequency range of LTE Band 4. Therefore, the test results provided in this report covers Band 66 as well as Band 4.
4. LTE Band 25 overlaps the entire frequency range of LTE Band 2. Therefore, the test results provided in this report covers Band 25 as well as Band 2.



1.8 Testing Location

Sporton International Inc. (Kunshan) is accredited to ISO/IEC 17025:2017 by American Association for Laboratory Accreditation with Certificate Number 5145.02.

Test Firm	Sporton International Inc. (Kunshan)		
Test Site Location	No. 1098, Pengxi North Road, Kunshan Economic Development Zone Jiangsu Province 215300 People's Republic of China TEL : +86-512-57900158 FAX : +86-512-57900958		
Test Site No.	Sporton Site No.	FCC Designation No.	FCC Test Firm Registration No.
	TH01-KS	CN1257	314309

Sporton International Inc. (ShenZhen) is accredited to ISO/IEC 17025:2017 by American Association for Laboratory Accreditation with Certificate Number 5145.01.

Test Firm	Sporton International Inc. (ShenZhen)		
Test Site Location	101, 1st Floor, Block B, Building 1, No. 2, Tengfeng 4th Road, Fenghuang Community, Fuyong Street, Baoan District, Shenzhen City Guangdong Province China 518103 TEL: +86-755-33202398		
Test Site No.	Sporton Site No.	FCC Designation No.	FCC Test Firm Registration No.
	03CH01-SZ	CN1256	421272

Test data subcontracted: RSE test cases in section 4 of this report.

1.9 Test Software

Item	Site	Manufacture	Name	Version
1.	03CH01-SZ	AUDIX	E3	6.2009-8-24

1.10 Applicable Standards

According to the specifications of the manufacturer, the EUT must comply with the requirements of the following standards:

- ♦ 47 CFR Part 2, 22(H), 24(E), 27(L)
- ♦ ANSI C63.26-2015
- ♦ FCC KDB 971168 D01 Power Meas License Digital Systems v03r01
- ♦ FCC KDB 412172 D01 Determining ERP and EIRP v01r01

Remark:

1. All test items were verified and recorded according to the standards and without any deviation during the test.
2. This EUT has also been tested and complied with the requirements of FCC Part 15, Subpart B, recorded in a separate test report.



2 Test Configuration of Equipment Under Test

2.1 Test Mode

Antenna port conducted and radiated test items listed below are performed according to KDB 971168 D01 Power Meas License Digital Systems v03r01 with maximum output power.

Radiated measurements are performed by rotating the EUT in three different orthogonal test planes to find the maximum emission.(Y Plane)

Test Items	Band	Bandwidth (MHz)						Modulation				RB #			Test Channel			
		1.4	3	5	10	15	20	QPSK	16 QAM	64 QAM	256 QAM	1	Half	Full	L	M	H	
Max. Output Power	2	v	v	v	v	v	v	v	v	v	v	v	v	v	v	v	v	
	4	v	v	v	v	v	v	v	v	v	v	v	v	v	v	v	v	
	5	v	v	v	v	-	-	v	v	v	v	v	v	v	v	v	v	
	25	v	v	v	v	v	v	v	v	v	v	v	v	v	v	v	v	
	26	v	v	v	v	v	-	v	v	v	v	v	v	v	v	v	v	
	66	v	v	v	v	v	v	v	v	v	v	v	v	v	v	v	v	
Peak-to-Average Ratio	2						v	v	v	v	v			v		v		
	25						v	v	v	v	v			v		v		
	26					v	-	v	v	v	v			v		v		
	66						v	v	v	v	v			v		v		
26dB and 99% Bandwidth	2	v	v	v	v	v	v	v	v					v	v	v	v	
	25	v	v	v	v	v	v	v	v					v	v	v	v	
	26	v	v	v	v	v	-	v	v					v	v	v	v	
	66	v	v	v	v	v	v	v	v					v	v	v	v	
Conducted Band Edge	2	v	v	v	v	v	v	v	v	v	v	v		v	v		v	
	25	v	v	v	v	v	v	v	v	v	v	v		v	v		v	
	26	v	v	v	v	v	-	v	v	v	v	v		v	v		v	
	66	v	v	v	v	v	v	v	v	v	v	v		v	v		v	
Conducted Spurious Emission	2	v	v	v	v	v	v	v					v			v	v	v
	25	v	v	v	v	v	v	v					v			v	v	v
	26	v	v	v	v	v	-	v					v			v	v	v
	66	v	v	v	v	v	v	v					v			v	v	v
Frequency Stability	2				v			v					v				v	
	25				v			v					v				v	
	26				v		-	v					v				v	
	66				v			v					v				v	



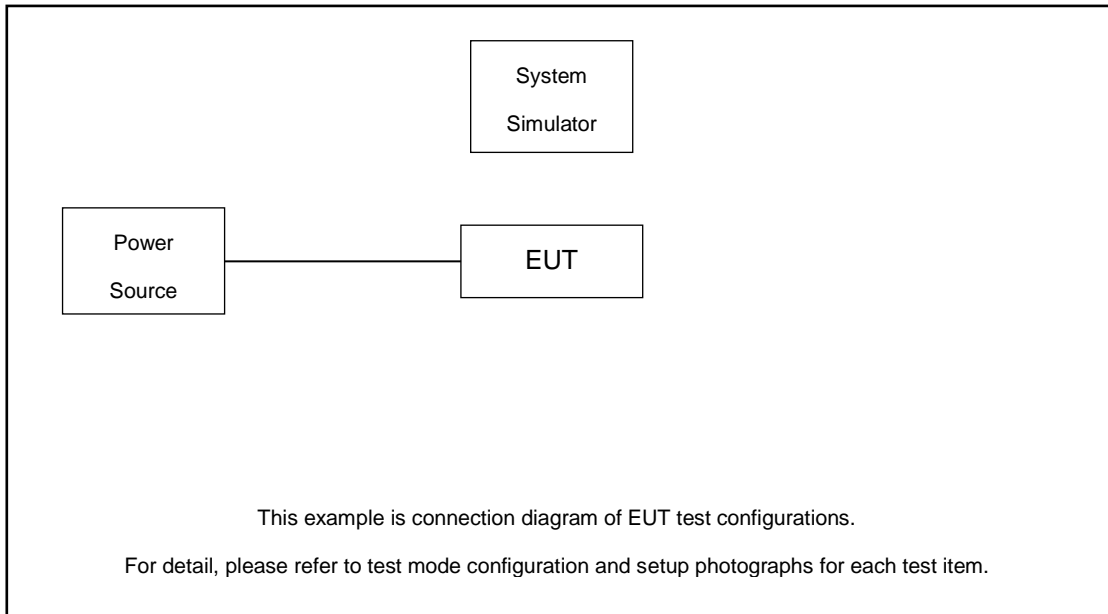
Test Items	Band	Bandwidth (MHz)						Modulation				RB #			Test Channel			
		1.4	3	5	10	15	20	QPSK	16 QAM	64 QAM	256 QAM	1	Half	Full	L	M	H	
E.R.P / E.I.R.P	25	v	v	v	v	v	v	v	v	v	v	v	v	v	v	v	v	
	26	v	v	v	v	v	-	v	v	v	v	v	v	v	v	v	v	
	66	v	v	v	v	v	v	v	v	v	v	v	v	v	v	v	v	
Radiated Spurious Emission	2	Worst Case														v	v	v
	25	Worst Case														v	v	v
	26	Worst Case														v	v	v
	66	Worst Case														v	v	v
Note	1. The mark "v" means that this configuration is chosen for testing 2. The mark "-" means that this bandwidth is not supported. 3. The device is investigated from 30MHz to 10 times of fundamental signal for radiated spurious emission test under different RB size/offset and modulations in exploratory test. Subsequently, only the worst case emissions are reported. 4. All test items are based on engineering evaluation.																	

Test Items	Band	Bandwidth (MHz)								Modulation				RB #			Test Channel		
		10+10	15+5	5+15	10+5	5+10	5+5	5+3	3+5	QPSK	16QAM	64QAM	256QAM	1	Half	Full	L	M	H
Max. Output Power	5B_CA	v	-	-	v	v	-	v	v	v	v	v	v	v			v	v	v
	66B_CA	v	v	v	v	v	v	-	-	v	v	v	v	v			v	v	v
26dB and 99% Bandwidth	5B_CA	v	-	-	v	v	-	v	v	v	v						v	v	
	66B_CA	v	v	v	v	v	v	-	-	v	v						v	v	
Conducted Band Edge	5B_CA	v	-	-	v	v	-	v	v	v	v	v	v	v			v	v	v
	66B_CA	v	v	v	v	v	v	-	-	v	v	v	v	v			v	v	v
Conducted Spurious Emission	5B_CA	v	-	-	v	v	-	v	v	v				v			v	v	v
	66B_CA	v	v	v	v	v	v	-	-	v				v			v	v	v
Frequency Stability	5B_CA	v	-	-			-			v				v				v	
	66B_CA	v						-	-	v				v				v	
E.R.P / E.I.R.P.	5B_CA	v	-	-	v	v	-	v	v	v	v	v	v	v			v	v	v
	66B_CA	v	v	v	v	v	v	-	-	v	v	v	v	v			v	v	v
Radiated Spurious Emission	5B_CA	Worst Case														v	v	v	
	66B_CA	Worst Case														v	v	v	
Note	1. The mark "v" means that this configuration is chosen for testing 2. The mark "-" means that this bandwidth is not supported. 3. The device is investigated from 30MHz to 10 times of fundamental signal for radiated spurious emission test under different RB size/offset and modulations in exploratory test. Subsequently, only the worst case emissions are reported. 4. All test items are based on engineering evaluation.																		



Test Items	Band	Bandwidth (MHz)										Modulation				RB #			Test Channel			
		20+20	20+15	20+10	20+5	15+20	15+15	15+10	10+20	10+15	5+20	QPSK	16QAM	64QAM	256QAM	1	Half	Full	L	M	H	
Max. Output Power	66C_CA	v	v	v	v	v	v	v	v	v	v	v	v	v	v				v	v	v	
26dB and 99% Bandwidth	66C_CA	v	v	v	v	v	v	v	v	v	v	v	v					v			v	
Conducted Band Edge	66C_CA	v	v	v	v	v	v	v	v	v	v	v	v	v	v			v	v	v		
Conducted Spurious Emission	66C_CA	v	v	v	v	v	v	v	v	v	v	v					v			v	v	v
Frequency Stability	66C_CA	v											v				v				v	
E.I.R.P.	66C_CA	v	v	v	v	v	v	v	v	v	v	v	v	v	v	v			v	v	v	
Radiated Spurious Emission	66C_CA	Worst Case																	v	v	v	
Note	1. The mark "v" means that this configuration is chosen for testing 2. The device is investigated from 30MHz to 10 times of fundamental signal for radiated spurious emission test under different RB size/offset and modulations in exploratory test. Subsequently, only the worst case emissions are reported. 3. All test items are based on engineering evaluation.																					

2.2 Connection Diagram of Test System





2.3 Support Unit used in test configuration and system

Item	Equipment	Trade Name	Model No.	FCC ID	Data Cable	Power Cord
1.	Power Supply	GWINSTEK	PSS-2002	N/A	N/A	Unshielded, 1.8 m
2.	LTE Base Station	Anritsu	MT8820C	N/A	N/A	Unshielded, 1.8 m

2.4 Measurement Results Explanation Example

For all conducted test items:

The offset level is set in the spectrum analyzer to compensate the RF cable loss and attenuator factor between EUT conducted output port and spectrum analyzer. With the offset compensation, the spectrum analyzer reading level is exactly the EUT RF output level.

The spectrum analyzer offset is derived from RF cable loss and attenuator factor.

$$\text{Offset} = \text{RF cable loss} + \text{attenuator factor}.$$

Following shows an offset computation example with cable loss 5.6 dB.

Example :

$$\begin{aligned} \text{Offset(dB)} &= \text{RF cable loss(dB)}. \\ &= 5.6 \text{ (dB)} \end{aligned}$$



2.5 Frequency List of Low/Middle/High Channels

LTE Band 2 Channel and Frequency List				
BW [MHz]	Channel/Frequency(MHz)	Lowest	Middle	Highest
20	Channel	18700	18900	19100
	Frequency	1860	1880	1900
15	Channel	18675	18900	19125
	Frequency	1857.5	1880	1902.5
10	Channel	18650	18900	19150
	Frequency	1855	1880	1905
5	Channel	18625	18900	19175
	Frequency	1852.5	1880	1907.5
3	Channel	18615	18900	19185
	Frequency	1851.5	1880	1908.5
1.4	Channel	18607	18900	19193
	Frequency	1850.7	1880	1909.3

LTE Band 4 Channel and Frequency List				
BW [MHz]	Channel/Frequency(MHz)	Lowest	Middle	Highest
20	Channel	20050	20175	20300
	Frequency	1720	1732.5	1745
15	Channel	20025	20175	20325
	Frequency	1717.5	1732.5	1747.5
10	Channel	20000	20175	20350
	Frequency	1715	1732.5	1750
5	Channel	19975	20175	20375
	Frequency	1712.5	1732.5	1752.5
3	Channel	19965	20175	20385
	Frequency	1711.5	1732.5	1753.5
1.4	Channel	19957	20175	20393
	Frequency	1710.7	1732.5	1754.3



LTE Band 5 Channel and Frequency List				
BW [MHz]	Channel/Frequency(MHz)	Lowest	Middle	Highest
10	Channel	20450	20525	20600
	Frequency	829	836.5	844
5	Channel	20425	20525	20625
	Frequency	826.5	836.5	846.5
3	Channel	20415	20525	20635
	Frequency	825.5	836.5	847.5
1.4	Channel	20407	20525	20643
	Frequency	824.7	836.5	848.3

LTE Band 25 Channel and Frequency List				
BW [MHz]	Channel/Frequency(MHz)	Lowest	Middle	Highest
20	Channel	26140	26340	26590
	Frequency	1860	1880	1905
15	Channel	26115	26340	26615
	Frequency	1857.5	1880	1907.5
10	Channel	26090	26340	26640
	Frequency	1855	1880	1910
5	Channel	26065	26340	26665
	Frequency	1852.5	1880	1912.5
3	Channel	26055	26340	26675
	Frequency	1851.5	1880	1913.5
1.4	Channel	26047	26340	26683
	Frequency	1850.7	1880	1914.3



LTE Band 26 Channel and Frequency List				
BW [MHz]	Channel/Frequency(MHz)	Lowest	Middle	Highest
15	Channel	26865	26915	26965
	Frequency	831.5	836.5	841.5
10	Channel	26840	26915	26990
	Frequency	829	836.5	844
5	Channel	26815	26915	27015
	Frequency	826.5	836.5	846.5
3	Channel	26805	26915	27025
	Frequency	825.5	836.5	847.5
1.4	Channel	26797	26915	27033
	Frequency	824.7	836.5	848.3

LTE Band 26 Cross-rule Channel and Frequency List				
BW [MHz]	Channel/Frequency(MHz)	-	Middle	-
15	Channel	-	26790	-
	Frequency	-	824	-
10	Channel	-	26790	-
	Frequency	-	824	-
5	Channel	-	26790	-
	Frequency	-	824	-
3	Channel	-	26790	-
	Frequency	-	824	-
1.4	Channel	-	26790	-
	Frequency	-	824	-



LTE Band 66 Channel and Frequency List				
BW [MHz]	Channel/Frequency(MHz)	Lowest	Middle	Highest
20	Channel	132072	132322	132572
	Frequency	1720	1745	1770
15	Channel	132047	132322	132597
	Frequency	1717.5	1745	1772.5
10	Channel	132022	132322	132622
	Frequency	1715	1745	1775
5	Channel	131997	132322	132647
	Frequency	1712.5	1745	1777.5
3	Channel	131987	132322	132657
	Frequency	1711.5	1745	1778.5
1.4	Channel	131979	132322	132665
	Frequency	1710.7	1745	1779.3



LTE Band 5B_CA Channel and Frequency List					
BW [MHz]	Channel/Frequency(MHz)		Lowest	Middle	Highest
3 + 5	PCC	Channel	20416	20501	20586
		Frequency	825.6	834.1	842.6
	SCC	Channel	20455	20540	20625
		Frequency	829.5	838.0	846.5
5 + 3	PCC	Channel	20425	20510	20595
		Frequency	826.5	835.0	843.5
	SCC	Channel	20464	20549	20634
		Frequency	830.4	838.9	847.4
5 + 10	PCC	Channel	20428	20478	20528
		Frequency	826.8	831.8	836.8
	SCC	Channel	20500	20550	20600
		Frequency	834	839	844
10 + 5	PCC	Channel	20450	20500	20550
		Frequency	829	834	839
	SCC	Channel	20522	20572	20622
		Frequency	836.2	841.2	846.2
10 + 10	PCC	Channel	20450	20476	20501
		Frequency	829	831.6	834.1
	SCC	Channel	20549	20575	20600
		Frequency	838.9	841.5	844



LTE Band 66C_CA Channel and Frequency List					
BW [MHz]	Channel/Frequency(MHz)		Lowest	Middle	Highest
10 + 15	PCC	Channel	132025	132351	132477
		Frequency	1715.3	1747.9	1760.5
	SCC	Channel	132145	132471	132597
		Frequency	1727.3	1759.9	1772.5
15 + 10	PCC	Channel	132047	132373	132499
		Frequency	1717.5	1750.1	1762.7
	SCC	Channel	132167	132493	132619
		Frequency	1729.5	1762.1	1774.7
10 + 20	PCC	Channel	132027	132328	132428
		Frequency	1715.5	1745.6	1755.6
	SCC	Channel	132171	132472	132572
		Frequency	1729.9	1760	1770
20 + 10	PCC	Channel	132072	132373	132473
		Frequency	1720	1750.1	1760.1
	SCC	Channel	132216	132517	132617
		Frequency	1734.4	1764.5	1774.5
15 + 15	PCC	Channel	132047	132347	132447
		Frequency	1717.5	1747.5	1757.5
	SCC	Channel	132197	132497	132597
		Frequency	1732.5	1762.5	1772.5
15 + 20	PCC	Channel	132050	132325	132401
		Frequency	1717.8	1745.3	1752.9
	SCC	Channel	132221	132496	132572
		Frequency	1734.9	1762.4	1770
20 + 15	PCC	Channel	132072	132348	132423
		Frequency	1720	1747.6	1755.1
	SCC	Channel	132243	132519	132594
		Frequency	1737.1	1764.7	1772.2
20 + 5	PCC	Channel	132072	132397	132522
		Frequency	1720	1752.5	1765
	SCC	Channel	132189	132514	132639
		Frequency	1731.7	1764.2	1776.7
5 + 20	PCC	Channel	132005	132330	132455



	SCC	Frequency	1713.3	1745.8	1758.3
		Channel	132122	132447	132572
20 + 20	PCC	Frequency	1725	1757.5	1770
		Channel	132072	132323	132374
	SCC	Frequency	1720	1745.1	1750.2
		Channel	132270	132521	132572
	SCC	Frequency	1739.8	1764.9	1770
		Channel			

LTE Band 66B_CA Channel and Frequency List					
BW [MHz]	Channel/Frequency(MHz)		Lowest	Middle	Highest
5 + 5	PCC	Channel	131997	132398	132599
		Frequency	1712.5	1752.6	1772.7
	SCC	Channel	132045	132446	132647
		Frequency	1717.3	1757.4	1777.5
5 + 10	PCC	Channel	132000	132375	132550
		Frequency	1712.8	1750.3	1767.8
	SCC	Channel	132072	132447	132622
		Frequency	1720	1757.5	1775
10 + 5	PCC	Channel	132022	132397	132572
		Frequency	1715	1752.5	1770
	SCC	Channel	132094	132469	132644
		Frequency	1722.2	1759.7	1777.2
5 + 15	PCC	Channel	132002	132353	132504
		Frequency	1713	1748.1	1763.2
	SCC	Channel	132095	132446	132597
		Frequency	1722.3	1757.4	1772.5
15 + 5	PCC	Channel	132047	132398	132549
		Frequency	1717.5	1752.6	1767.7
	SCC	Channel	132140	132491	132642
		Frequency	1726.8	1761.9	1777
10 + 10	PCC	Channel	132022	132373	132523
		Frequency	1715	1750.1	1765.1
	SCC	Channel	132121	132472	132622
		Frequency	1724.9	1760	1775

3 Conducted Test Items

3.1 Measuring Instruments

See list of measuring instruments of this test report.

3.2 Test Setup

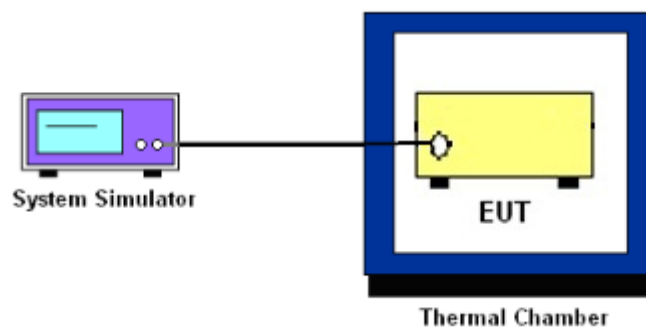
3.2.1 Conducted Output Power



3.2.2 Peak-to-Average Ratio, Occupied Bandwidth, Conducted Band-Edge and Conducted Spurious Emission



3.2.3 Frequency Stability



3.3 Test Result of Conducted Test

Please refer to Appendix A.



3.4 Conducted Output Power and ERP/EIRP

3.4.1 Description of the Conducted Output Power Measurement and ERP/EIRP Measurement

A system simulator was used to establish communication with the EUT. Its parameters were set to force the EUT transmitting at maximum output power. The measured power in the radio frequency on the transmitter output terminals shall be reported.

The ERP of mobile transmitters must not exceed 7 Watts for LTE Band 5 and Band 26.

The EIRP of mobile transmitters must not exceed 2 Watts for LTE Band 2 and Band 25.

The EIRP of mobile transmitters must not exceed 1 Watts for LTE Band 4 and Band 66.

According to KDB 412172 D01 Power Approach,

$EIRP = P_T + G_T - L_C$, $ERP = EIRP - 2.15$, where

P_T = transmitter output power in dBm

G_T = gain of the transmitting antenna in dBi

L_C = signal attenuation in the connecting cable between the transmitter and antenna in dB

3.4.2 Test Procedures

1. The testing follows ANSI C63.26 Section 5.2
2. The transmitter output port was connected to the system simulator.
3. Set EUT at maximum power through the system simulator.
4. Select lowest, middle, and highest channels for each band and different modulation.
5. Measure and record the power level from the system simulator.



3.5 Peak-to-Average Ratio

3.5.1 Description of the PAR Measurement

Power Complementary Cumulative Distribution Function (CCDF) curves provide a means for characterizing the power peaks of a digitally modulated signal on a statistical basis. A CCDF curve depicts the probability of the peak signal amplitude exceeding the average power level. Most contemporary measurement instrumentation include the capability to produce CCDF curves for an input signal provided that the instrument's resolution bandwidth can be set wide enough to accommodate the entire input signal bandwidth. In measuring transmissions in this band using an average power technique, the peak-to-average ratio (PAR) of the transmission may not exceed 13 dB.

3.5.2 Test Procedures

1. The testing follows ANSI C63.26 Section 5.2.3.4 (CCDF).
2. The EUT was connected to spectrum and system simulator via a power divider.
3. Set the CCDF (Complementary Cumulative Distribution Function) option in spectrum analyzer.
4. The highest RF powers were measured and recorded the maximum PAPR level associated with a probability of 0.1 %.
5. Record the deviation as Peak to Average Ratio.



3.6 Occupied Bandwidth

3.6.1 Description of Occupied Bandwidth Measurement

The occupied bandwidth is the width of a frequency band such that, below the lower and above the upper frequency limits, the mean powers emitted are each equal to a specified percentage 0.5% of the total mean transmitted power.

The 26 dB emission bandwidth is defined as the frequency range between two points, one above and one below the carrier frequency, at which the spectral density of the emission is attenuated 26 dB below the maximum in-band spectral density of the modulated signal. Spectral density (power per unit bandwidth) is to be measured with a detector of resolution bandwidth equal to approximately 1.0% of the emission bandwidth.

3.6.2 Test Procedures

1. The testing follows ANSI C63.26 Section 5.4
2. The EUT was connected to spectrum analyzer and system simulator via a power divider.
3. The spectrum analyzer center frequency is set to the nominal EUT channel center frequency. The span range for the spectrum analyzer shall be between two and five times the anticipated OBW.
4. The nominal resolution bandwidth (RBW) shall be in the range of 1 to 5 % of the anticipated OBW, and the VBW shall be at least 3 times the RBW.
5. Set the detection mode to peak, and the trace mode to max hold.
6. Determine the reference value: Set the EUT to transmit a modulated signal. Allow the trace to stabilize. Set the spectrum analyzer marker to the highest level of the displayed trace.
(this is the reference value)
7. Determine the “-26 dB down amplitude” as equal to (Reference Value – X).
8. Place two markers, one at the lowest and the other at the highest frequency of the envelope of the spectral display such that each marker is at or slightly below the “-X dB down amplitude” determined in step 6. If a marker is below this “-X dB down amplitude” value it shall be placed as close as possible to this value. The OBW is the positive frequency difference between the two markers.
9. Use the 99 % power bandwidth function of the spectrum analyzer and report the measured bandwidth.



3.7 Conducted Band Edge

3.7.1 Description of Conducted Band Edge Measurement

22.917(a)

For operations in the 824 – 849 MHz band, the FCC limit is $43 + 10\log_{10}(P[\text{Watts}])$ dB below the transmitter power $P(\text{Watts})$ in a 100kHz bandwidth. However, in the 1MHz bands immediately outside and adjacent to the licensee's frequency block, a resolution bandwidth of at least one percent of the emission bandwidth of the fundamental emission of the transmitter may be employed.

24.238 (a)

For operations in the 1850-1910 and 1930-1990 MHz band, the FCC limit is $43 + 10\log_{10}(P[\text{Watts}])$ dB below the transmitter power $P(\text{Watts})$ in a 1MHz bandwidth. However, in the 1 MHz bands immediately outside and adjacent to the frequency block a resolution bandwidth of at least one percent of the emission bandwidth of the fundamental emission of the transmitter may be employed.

27.53 (h)

For operations in the 1710 – 1755 MHz band, the FCC limit is $43 + 10\log_{10}(P[\text{Watts}])$ dB below the transmitter power $P(\text{Watts})$ in a 1 MHz bandwidth. However, in the 1MHz bands immediately outside and adjacent to the licensee's frequency block, a resolution bandwidth of at least one percent of the emission bandwidth of the fundamental emission of the transmitter may be employed.



3.7.2 Test Procedures

1. The testing follows ANSI C63.26 section 5.7
2. The EUT was connected to spectrum analyzer and system simulator via a power divider.
3. The band edges of low and high channels for the highest RF powers were measured.
4. Set RBW \geq 1% EBW in the 1MHz band immediately outside and adjacent to the band edge.
5. Beyond the 1 MHz band from the band edge, RBW=1MHz was used.
6. Set spectrum analyzer with RMS detector.
7. The RF fundamental frequency should be excluded against the limit line in the operating frequency band.
8. Checked that all the results comply with the emission limit line.

Example:

The limit line is derived from $43 + 10\log(P)$ dB below the transmitter power P(Watts)
= P(W)- [43 + 10log(P)] (dB)
= [30 + 10log(P)] (dBm) - [43 + 10log(P)] (dB) = -13dBm.

9. When using the integration method, the starting frequency of the integration shall be centered at one-half of the RBW away from the band edge.



3.8 Conducted Spurious Emission

3.8.1 Description of Conducted Spurious Emission Measurement

The power of any emission outside of the authorized operating frequency ranges must be lower than the transmitter power (P) by a factor of at least $43 + 10 \log (P)$ dB.

It is measured by means of a calibrated spectrum analyzer and scanned from 30 MHz up to a frequency including its 10th harmonic.

3.8.2 Test Procedures

1. The testing follows ANSI C63.26 section 5.7
2. The EUT was connected to spectrum analyzer and system simulator via a power divider.
3. The RF output of EUT was connected to the spectrum analyzer by RF cable and attenuator. The path loss was compensated to the results for each measurement.
4. The middle channel for the highest RF power within the transmitting frequency was measured.
5. The conducted spurious emission for the whole frequency range was taken.
6. Make the measurement with the spectrum analyzer's RBW = 1MHz, VBW = 3MHz.
7. Set spectrum analyzer with RMS detector.
8. Taking the record of maximum spurious emission.
9. The RF fundamental frequency should be excluded against the limit line in the operating frequency band.
10. The limit line is derived from $43 + 10\log(P)$ dB below the transmitter power P(Watts)
= P(W)- [43 + 10log(P)] (dB)
= [30 + 10log(P)] (dBm) - [43 + 10log(P)] (dB)
= -13dBm.



3.9 Frequency Stability

3.9.1 Description of Frequency Stability Measurement

The frequency stability shall be measured by variation of ambient temperature and variation of primary supply voltage to ensure that the fundamental emission stays within the authorized frequency block. The frequency stability of the transmitter shall be maintained within $\pm 0.00025\%$ ($\pm 2.5\text{ppm}$) of the center frequency.

3.9.2 Test Procedures for Temperature Variation

1. The testing follows ANSI C63.26 section 5.6.4
2. The EUT was set up in the thermal chamber and connected with the system simulator.
3. With power OFF, the temperature was decreased to -30°C and the EUT was stabilized before testing. Power was applied and the maximum change in frequency was recorded within one minute.
4. With power OFF, the temperature was raised in 10°C step up to 50°C . The EUT was stabilized at each step for at least half an hour. Power was applied and the maximum frequency change was recorded within one minute.

3.9.3 Test Procedures for Voltage Variation

1. The testing follows ANSI C63.26 section 5.6.5
2. The EUT was placed in a temperature chamber at $20\pm 5^{\circ}\text{C}$ and connected with the system simulator.
3. The power supply voltage to the EUT was varied from 85% to 115% of the nominal value for other than hand carried battery equipment.
4. For hand carried, battery powered equipment, reduce the primary ac or dc supply voltage to the battery operating end point, which shall be specified by the manufacturer.
5. The variation in frequency was measured for the worst case.

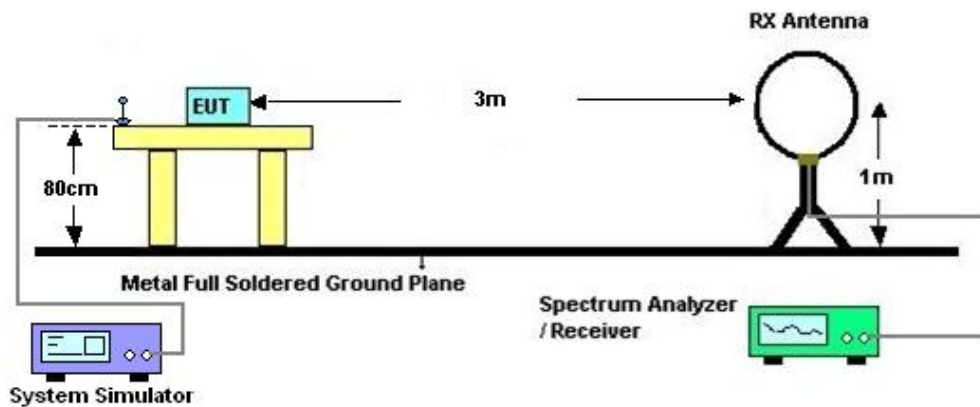
4 Radiated Test Items

4.1 Measuring Instruments

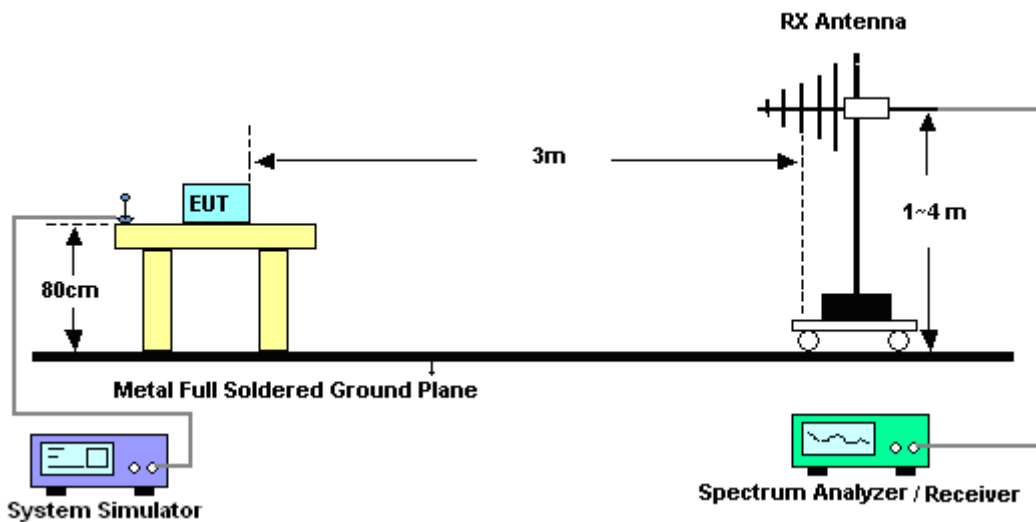
See list of measuring instruments of this test report.

4.2 Test Setup

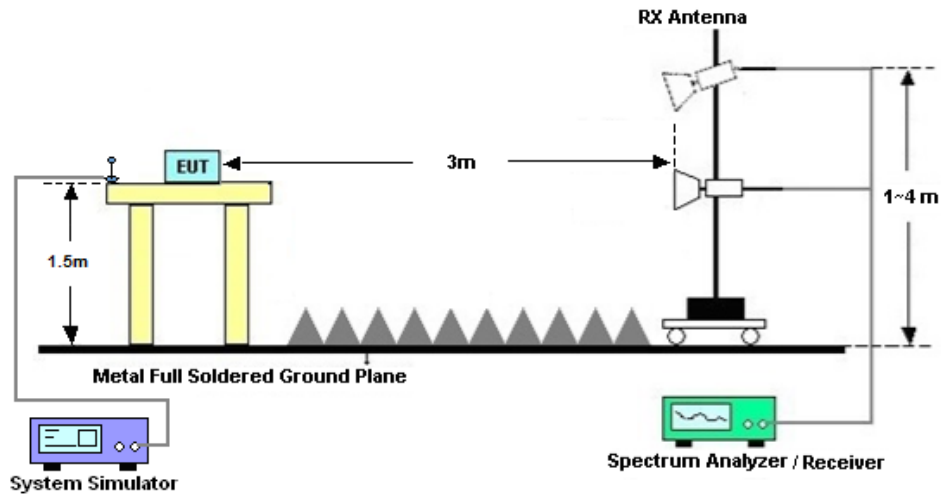
4.2.1 For radiated test below 30MHz



4.2.2 For radiated test from 30MHz to 1GHz



4.2.3 For radiated test above 1GHz



4.3 Test Result of Radiated Test

The low frequency, which started from 9 kHz to 30MHz, was pre-scanned and the result which was 20dB lower than the limit line was not reported.

Please refer to Appendix B.



4.4 Radiated Spurious Emission

4.4.1 Description of Radiated Spurious Emission

The radiated spurious emission was measured by substitution method according to ANSI C63.26. The power of any emission outside of the authorized operating frequency ranges must be attenuated below the transmitter power (P) by a factor of at least $43 + 10 \log (P)$ dB.

The spectrum is scanned from 30 MHz up to a frequency including its 10th harmonic.

4.4.2 Test Procedures

1. The testing follows ANSI C63.26 Section 5.5
2. The EUT was placed on a turntable with 0.8 meter height for frequency below 1GHz and 1.5 meter height for frequency above 1GHz respectively above ground.
3. The EUT was set 3 meters from the receiving antenna mounted on the antenna tower.
4. The table was rotated 360 degrees to determine the position of the highest spurious emission.
5. The height of the receiving antenna is varied between 1m to 4m to search the maximum spurious emission for both horizontal and vertical polarizations.
6. During the measurement, the system simulator parameters were set to force the EUT transmitting at maximum output power.
7. Make the measurement with the spectrum analyzer's RBW = 1MHz, VBW = 3MHz, taking the record of maximum spurious emission.
8. A horn antenna was substituted in place of the EUT and was driven by a signal generator.
9. Tune the output power of signal generator to the same emission level with EUT maximum spurious emission.
10. $EIRP \text{ (dBm)} = S.G. \text{ Power} - Tx \text{ Cable Loss} + Tx \text{ Antenna Gain}$
11. $ERP \text{ (dBm)} = EIRP - 2.15$
12. The RF fundamental frequency should be excluded against the limit line in the operating frequency band.

The limit line is derived from $43 + 10\log(P)$ dB below the transmitter power P(Watts)
= $P(W) - [43 + 10\log(P)]$ (dB)
= $[30 + 10\log(P)]$ (dBm) - $[43 + 10\log(P)]$ (dB)
= -13dBm.



5 List of Measuring Equipment

Instrument	Manufacturer	Model No.	Serial No.	Characteristics	Calibration Date	Test Date	Due Date	Remark
Spectrum Analyzer	R&S	FSV40	101040	10Hz~40GHz	Oct. 12, 2022	Dec. 28, 2022~ Feb. 04, 2023	Oct. 11, 2023	Conducted (TH01-KS)
Power divider	STI	STI08-0055	-	0.5~40GHz	Aug. 26, 2022	Dec. 28, 2022~ Feb. 04, 2023	Aug. 25, 2023	Conducted (TH01-KS)
Temperature & humidity chamber	Hongzhan	LP-150U	H2014011440	-40~+150°C 20%~95%RH	Jul. 15, 2022	Dec. 28, 2022~ Feb. 04, 2023	Jul. 14, 2023	Conducted (TH01-KS)
EMI Test Receiver&SA	Agilent	N9038A	MY52260185	20Hz~26.5GHz	Dec. 26, 2022	Jan. 06, 2023~ Feb. 07, 2023	Dec. 25, 2023	Radiation (03CH01-SZ)
Loop Antenna	R&S	HFH2-Z2	100354	9kHz~30MHz	Jul. 28, 2022	Jan. 06, 2023~ Feb. 07, 2023	Jul. 27, 2024	Radiation (03CH01-SZ)
HF Amplifier	KEYSIGHT	83017A	MY53270105	0.5GHz~26.5Ghz	Oct. 19, 2022	Jan. 06, 2023~ Feb. 07, 2023	Oct. 18, 2023	Radiation (03CH01-SZ)
Bilog Antenna	TeseQ	CBL6112D	35407	30MHz-2GHz	Sep. 28, 2021	Jan. 06, 2023~ Feb. 07, 2023	Sep. 27, 2023	Radiation (03CH01-SZ)
Double Ridge Horn Antenna	ETS-Lindgren	3117	00119436	1GHz~18GHz	Jul. 07, 2022	Jan. 06, 2023~ Feb. 07, 2023	Jul. 06, 2023	Radiation (03CH01-SZ)
SHF-EHF Horn	com-power	AH-840	101071	18Ghz-40GHz	Apr. 10, 2022	Jan. 06, 2023~ Feb. 07, 2023	Apr. 09, 2023	Radiation (03CH01-SZ)
LF Amplifier	Burgeon	BPA-530	102209	0.01~3000Mhz	Apr. 06, 2022	Jan. 06, 2023~ Feb. 07, 2023	Apr. 05, 2023	Radiation (03CH01-SZ)
HF Amplifier	MITEQ	AMF-7D-00 101800-30-1 0P-R	1943528	1GHz~18GHz	Oct. 19, 2022	Jan. 06, 2023~ Feb. 07, 2023	Oct. 18, 2023	Radiation (03CH01-SZ)
HF Amplifier	MITEQ	TTA1840-35 -HG	1871923	18GHz~40GHz	Jul. 06, 2022	Jan. 06, 2023~ Feb. 07, 2023	Jul. 05, 2023	Radiation (03CH01-SZ)
AC Power Source	Chroma	61601	61601000198 5	N/A	Nov. 10, 2022	Jan. 06, 2023~ Feb. 07, 2023	Nov. 09, 2023	Radiation (03CH01-SZ)
Turn Table	EM	EM1000	N/A	0~360 degree	NCR	Jan. 06, 2023~ Feb. 07, 2023	NCR	Radiation (03CH01-SZ)
Antenna Mast	EM	EM1000	N/A	1 m~4 m	NCR	Jan. 06, 2023~ Feb. 07, 2023	NCR	Radiation (03CH01-SZ)

NCR: No Calibration Required



6 Uncertainty of Evaluation

The measurement uncertainties shown below were calculated in accordance with the requirements of ANSI 63.26-2015. All the measurement uncertainty value were shown with a coverage K=2 to indicate 95% level of confidence. The measurement data show herein meets or exceeds the CISPR measurement uncertainty values specified in CISPR 16-4-2 and can be compared directly to specified limit to determine compliance.

Uncertainty of Conducted Measurement

Test Item	Uncertainty
Conducted Power	±0.46 dB
Conducted Emissions	±0.48 dB
Occupied Channel Bandwidth	±0.1 %

Uncertainty of Radiated Emission Measurement (30 MHz ~ 1000 MHz)

Measuring Uncertainty for a Level of Confidence of 95% (U = 2Uc(y))	2.48dB
---	--------

Uncertainty of Radiated Emission Measurement (1 GHz ~ 18 GHz)

Measuring Uncertainty for a Level of Confidence of 95% (U = 2Uc(y))	3.53dB
---	--------

Uncertainty of Radiated Emission Measurement (18 GHz ~ 40 GHz)

Measuring Uncertainty for a Level of Confidence of 95% (U = 2Uc(y))	4.02dB
---	--------



Appendix A. Test Results of Conducted Test

Conducted Output Power(Average power)

LTE Band 2 <Ant.0>:

BW [MHz]	Modulation	RB Size	RB Offset	Power Low Ch. / Freq.	Power Middle Ch. / Freq.	Power High Ch. / Freq.
Channel				18700	18900	19100
Frequency (MHz)				1860	1880	1900
20	QPSK	1	0	23.11	23.16	23.07
20	QPSK	1	49	22.93	23.02	22.89
20	QPSK	1	99	22.99	23.07	22.97
20	QPSK	50	0	22.98	23.13	23.05
20	QPSK	50	24	22.94	23.08	22.98
20	QPSK	50	50	22.92	23.04	22.96
20	QPSK	100	0	22.99	23.05	22.91
20	16QAM	1	0	22.95	23.02	22.88
20	16QAM	1	49	22.85	22.98	22.90
20	16QAM	1	99	22.70	22.85	22.80
20	16QAM	50	0	22.55	22.62	22.54
20	16QAM	50	24	22.34	22.48	22.34
20	16QAM	50	50	22.35	22.42	22.27
20	16QAM	100	0	22.39	22.52	22.47
20	64QAM	1	0	22.72	22.82	22.72
20	64QAM	1	49	22.68	22.76	22.67
20	64QAM	1	99	22.50	22.55	22.46
20	64QAM	50	0	21.64	21.71	21.56
20	64QAM	50	24	21.46	21.55	21.50
20	64QAM	50	50	21.42	21.46	21.35
20	64QAM	100	0	21.43	21.52	21.38
20	256QAM	1	0	19.80	19.89	19.85
20	256QAM	1	49	19.82	19.86	19.80
20	256QAM	1	99	19.56	19.62	19.57
20	256QAM	50	0	19.74	19.86	19.80
20	256QAM	50	24	19.60	19.73	19.63
20	256QAM	50	50	19.70	19.81	19.78
20	256QAM	100	0	19.67	19.78	19.67
Channel				18675	18900	19125
Frequency (MHz)				1857.5	1880	1902.5
15	QPSK	1	0	23.03	23.10	22.99
15	QPSK	1	37	22.79	22.90	22.82
15	QPSK	1	74	22.91	22.95	22.83
15	QPSK	36	0	22.87	22.99	22.90
15	QPSK	36	20	22.81	22.94	22.87
15	QPSK	36	39	22.87	22.96	22.82
15	QPSK	75	0	22.91	23.00	22.89
15	16QAM	1	0	22.90	22.90	22.79



15	16QAM	1	37	22.77	22.86	22.83
15	16QAM	1	74	22.56	22.73	22.66
15	16QAM	36	0	22.50	22.55	22.45
15	16QAM	36	20	22.21	22.37	22.26
15	16QAM	36	39	22.24	22.31	22.19
15	16QAM	75	0	22.31	22.48	22.42
15	64QAM	1	0	22.67	22.68	22.59
15	64QAM	1	37	22.59	22.72	22.61
15	64QAM	1	74	22.42	22.40	22.34
15	64QAM	36	0	21.56	21.67	21.49
15	64QAM	36	20	21.36	21.46	21.43
15	64QAM	36	39	21.28	21.35	21.23
15	64QAM	75	0	21.38	21.37	21.29
15	256QAM	1	0	19.65	19.84	19.70
15	256QAM	1	37	19.69	19.82	19.77
15	256QAM	1	74	19.42	19.51	19.42
15	256QAM	36	0	19.65	19.73	19.66
15	256QAM	36	20	19.48	19.65	19.50
15	256QAM	36	39	19.66	19.73	19.67
15	256QAM	75	0	19.58	19.71	19.56
Channel				18650	18900	19150
Frequency (MHz)				1855	1880	1905
10	QPSK	1	0	23.02	23.04	23.00
10	QPSK	1	25	22.87	22.88	22.81
10	QPSK	1	49	22.92	22.94	22.82
10	QPSK	25	0	22.83	23.01	23.01
10	QPSK	25	12	22.81	23.00	22.94
10	QPSK	25	25	22.80	22.89	22.89
10	QPSK	50	0	22.89	22.95	22.91
10	16QAM	1	0	22.88	22.90	22.86
10	16QAM	1	25	22.79	22.91	22.85
10	16QAM	1	49	22.59	22.73	22.75
10	16QAM	25	0	22.48	22.51	22.42
10	16QAM	25	12	22.20	22.34	22.20
10	16QAM	25	25	22.26	22.27	22.20
10	16QAM	50	0	22.28	22.44	22.37
10	64QAM	1	0	22.60	22.76	22.60
10	64QAM	1	25	22.56	22.64	22.58
10	64QAM	1	49	22.43	22.45	22.32
10	64QAM	25	0	21.56	21.65	21.45
10	64QAM	25	12	21.33	21.46	21.44
10	64QAM	25	25	21.39	21.36	21.28
10	64QAM	50	0	21.31	21.39	21.27
10	256QAM	1	0	19.76	19.86	19.77
10	256QAM	1	25	19.77	19.82	19.68
10	256QAM	1	49	19.52	19.50	19.53
10	256QAM	25	0	19.60	19.82	19.70
10	256QAM	25	12	19.46	19.61	19.51
10	256QAM	25	25	19.63	19.71	19.66
10	256QAM	50	0	19.52	19.66	19.61



Channel				18625	18900	19175
Frequency (MHz)				1852.5	1880	1907.5
5	QPSK	1	0	23.02	23.06	22.99
5	QPSK	1	12	22.88	22.95	22.74
5	QPSK	1	24	22.90	22.95	22.94
5	QPSK	12	0	22.93	23.02	22.90
5	QPSK	12	7	22.89	23.03	22.87
5	QPSK	12	13	22.80	22.98	22.82
5	QPSK	25	0	22.88	22.93	22.92
5	16QAM	1	0	22.91	22.88	22.83
5	16QAM	1	12	22.79	22.94	22.87
5	16QAM	1	24	22.58	22.74	22.70
5	16QAM	12	0	22.40	22.49	22.41
5	16QAM	12	7	22.22	22.41	22.27
5	16QAM	12	13	22.31	22.27	22.14
5	16QAM	25	0	22.26	22.38	22.37
5	64QAM	1	0	22.59	22.68	22.64
5	64QAM	1	12	22.61	22.73	22.63
5	64QAM	1	24	22.42	22.44	22.34
5	64QAM	12	0	21.54	21.68	21.43
5	64QAM	12	7	21.31	21.46	21.42
5	64QAM	12	13	21.29	21.32	21.21
5	64QAM	25	0	21.30	21.44	21.29
5	256QAM	1	0	19.74	19.84	19.67
5	256QAM	1	12	19.75	19.78	19.67
5	256QAM	1	24	19.49	19.55	19.49
5	256QAM	12	0	19.66	19.75	19.71
5	256QAM	12	7	19.51	19.69	19.55
5	256QAM	12	13	19.67	19.74	19.64
5	256QAM	25	0	19.62	19.73	19.58
Channel				18615	18900	19185
Frequency (MHz)				1851.5	1880	1908.5
3	QPSK	1	0	23.01	23.02	22.96
3	QPSK	1	8	22.89	22.91	22.86
3	QPSK	1	14	22.89	22.95	22.83
3	QPSK	8	0	22.91	23.06	22.98
3	QPSK	8	4	22.83	23.04	22.92
3	QPSK	8	7	22.86	22.99	22.83
3	QPSK	15	0	22.87	22.98	22.90
3	16QAM	1	0	22.85	22.98	22.83
3	16QAM	1	8	22.71	22.87	22.78
3	16QAM	1	14	22.59	22.74	22.65
3	16QAM	8	0	22.41	22.57	22.40
3	16QAM	8	4	22.23	22.41	22.24
3	16QAM	8	7	22.31	22.33	22.14
3	16QAM	15	0	22.31	22.45	22.41
3	64QAM	1	0	22.59	22.77	22.60
3	64QAM	1	8	22.55	22.67	22.54
3	64QAM	1	14	22.42	22.43	22.38
3	64QAM	8	0	21.56	21.59	21.52



3	64QAM	8	4	21.35	21.45	21.35
3	64QAM	8	7	21.34	21.33	21.27
3	64QAM	15	0	21.34	21.44	21.30
3	256QAM	1	0	19.77	19.76	19.69
3	256QAM	1	8	19.76	19.79	19.65
3	256QAM	1	14	19.52	19.58	19.51
3	256QAM	8	0	19.71	19.75	19.75
3	256QAM	8	4	19.50	19.68	19.59
3	256QAM	8	7	19.60	19.66	19.73
3	256QAM	15	0	19.63	19.70	19.59
Channel				18607	18900	19193
Frequency (MHz)				1850.7	1880	1909.3
1.4	QPSK	1	0	23.04	23.11	23.01
1.4	QPSK	1	3	22.83	22.95	22.74
1.4	QPSK	1	5	22.86	22.99	22.85
1.4	QPSK	3	0	22.85	23.08	23.01
1.4	QPSK	3	1	22.85	23.04	22.84
1.4	QPSK	3	3	22.78	22.94	22.88
1.4	QPSK	6	0	22.84	23.00	22.90
1.4	16QAM	1	0	22.80	22.93	22.87
1.4	16QAM	1	3	22.82	22.86	22.78
1.4	16QAM	1	5	22.86	22.93	22.90
1.4	16QAM	3	0	22.83	22.95	22.79
1.4	16QAM	3	1	22.78	22.88	22.80
1.4	16QAM	3	3	22.61	22.77	22.73
1.4	16QAM	6	0	22.51	22.52	22.43
1.4	64QAM	1	0	22.19	22.34	22.24
1.4	64QAM	1	3	22.21	22.32	22.21
1.4	64QAM	1	5	22.25	22.45	22.39
1.4	64QAM	3	0	22.58	22.77	22.63
1.4	64QAM	3	1	22.60	22.67	22.52
1.4	64QAM	3	3	22.35	22.40	22.40
1.4	64QAM	6	0	21.53	21.61	21.43
1.4	256QAM	1	0	19.76	19.83	19.76
1.4	256QAM	1	3	19.77	19.82	19.69
1.4	256QAM	1	5	19.47	19.55	19.49
1.4	256QAM	3	0	19.67	19.82	19.67
1.4	256QAM	3	1	19.47	19.66	19.54
1.4	256QAM	3	3	19.62	19.75	19.72
1.4	256QAM	6	0	19.57	19.73	19.54



LTE Band 4 <Ant.0>:

BW [MHz]	Modulation	RB Size	RB Offset	Power Low Ch. / Freq.	Power Middle Ch. / Freq.	Power High Ch. / Freq.
Channel				20050	20175	20300
Frequency (MHz)				1720	1732.5	1745
20	QPSK	1	0	23.07	23.21	23.15
20	QPSK	1	49	22.94	23.09	23.06
20	QPSK	1	99	22.89	23.05	23.00
20	QPSK	50	0	22.97	23.18	23.05
20	QPSK	50	24	23.02	23.09	22.99
20	QPSK	50	50	22.95	23.02	22.95
20	QPSK	100	0	23.03	23.14	23.04
20	16QAM	1	0	22.93	23.07	22.87
20	16QAM	1	49	22.87	22.91	22.91
20	16QAM	1	99	22.75	22.87	22.83
20	16QAM	50	0	22.72	22.92	22.75
20	16QAM	50	24	22.66	22.80	22.75
20	16QAM	50	50	22.63	22.73	22.71
20	16QAM	100	0	22.75	22.86	22.78
20	64QAM	1	0	22.80	22.96	22.80
20	64QAM	1	49	22.78	22.76	22.83
20	64QAM	1	99	22.65	22.82	22.69
20	64QAM	50	0	21.86	21.97	21.80
20	64QAM	50	24	21.79	21.80	21.76
20	64QAM	50	50	21.75	21.73	21.70
20	64QAM	100	0	21.73	21.89	21.71
20	256QAM	1	0	19.91	20.01	19.84
20	256QAM	1	49	19.74	19.88	19.86
20	256QAM	1	99	19.77	19.78	19.72
20	256QAM	50	0	19.77	19.98	19.88
20	256QAM	50	24	19.76	19.80	19.73
20	256QAM	50	50	19.72	19.74	19.74
20	256QAM	100	0	19.70	19.83	19.67
Channel				20025	20175	20325
Frequency (MHz)				1717.5	1732.5	1747.5
15	QPSK	1	0	23.02	23.14	23.06
15	QPSK	1	37	22.83	22.98	23.01
15	QPSK	1	74	22.85	22.95	22.96
15	QPSK	36	0	22.87	23.05	23.01
15	QPSK	36	20	22.95	23.06	22.87
15	QPSK	36	39	22.81	22.93	22.82
15	QPSK	75	0	22.95	23.04	22.95
15	16QAM	1	0	22.83	23.04	22.72
15	16QAM	1	37	22.82	22.77	22.82
15	16QAM	1	74	22.67	22.80	22.78
15	16QAM	36	0	22.62	22.84	22.67
15	16QAM	36	20	22.59	22.70	22.68
15	16QAM	36	39	22.49	22.62	22.65
15	16QAM	75	0	22.62	22.81	22.68



15	64QAM	1	0	22.69	22.84	22.66
15	64QAM	1	37	22.72	22.70	22.77
15	64QAM	1	74	22.50	22.73	22.57
15	64QAM	36	0	21.71	21.91	21.66
15	64QAM	36	20	21.71	21.72	21.70
15	64QAM	36	39	21.64	21.67	21.59
15	64QAM	75	0	21.69	21.84	21.63
15	256QAM	1	0	19.88	19.91	19.77
15	256QAM	1	37	19.68	19.81	19.79
15	256QAM	1	74	19.65	19.73	19.63
15	256QAM	36	0	19.62	19.88	19.78
15	256QAM	36	20	19.66	19.67	19.69
15	256QAM	36	39	19.61	19.64	19.71
15	256QAM	75	0	19.62	19.70	19.60
Channel				20000	20175	20350
Frequency (MHz)				1715	1732.5	1750
10	QPSK	1	0	22.94	23.10	23.01
10	QPSK	1	25	22.82	22.98	23.01
10	QPSK	1	49	22.76	22.96	22.92
10	QPSK	25	0	22.88	23.13	22.93
10	QPSK	25	12	22.89	23.04	22.94
10	QPSK	25	25	22.85	22.90	22.89
10	QPSK	50	0	22.92	23.11	22.99
10	16QAM	1	0	22.80	22.97	22.75
10	16QAM	1	25	22.82	22.87	22.85
10	16QAM	1	49	22.67	22.80	22.71
10	16QAM	25	0	22.59	22.78	22.66
10	16QAM	25	12	22.57	22.69	22.66
10	16QAM	25	25	22.60	22.69	22.56
10	16QAM	50	0	22.62	22.75	22.74
10	64QAM	1	0	22.76	22.86	22.72
10	64QAM	1	25	22.75	22.66	22.79
10	64QAM	1	49	22.50	22.78	22.63
10	64QAM	25	0	21.77	21.92	21.72
10	64QAM	25	12	21.73	21.69	21.72
10	64QAM	25	25	21.60	21.64	21.61
10	64QAM	50	0	21.64	21.80	21.68
10	256QAM	1	0	19.83	19.87	19.76
10	256QAM	1	25	19.61	19.84	19.82
10	256QAM	1	49	19.67	19.67	19.66
10	256QAM	25	0	19.66	19.84	19.80
10	256QAM	25	12	19.66	19.69	19.65
10	256QAM	25	25	19.65	19.61	19.64
10	256QAM	50	0	19.55	19.78	19.62
Channel				19975	20175	20375
Frequency (MHz)				1712.5	1732.5	1752.5
5	QPSK	1	0	23.01	23.08	23.06
5	QPSK	1	12	22.80	23.04	22.97
5	QPSK	1	24	22.79	23.01	22.91
5	QPSK	12	0	22.88	23.15	22.93



5	QPSK	12	7	22.87	23.06	22.94
5	QPSK	12	13	22.88	22.93	22.80
5	QPSK	25	0	22.91	23.08	22.98
5	16QAM	1	0	22.90	23.01	22.84
5	16QAM	1	12	22.82	22.84	22.78
5	16QAM	1	24	22.70	22.76	22.72
5	16QAM	12	0	22.62	22.89	22.69
5	16QAM	12	7	22.63	22.73	22.66
5	16QAM	12	13	22.59	22.61	22.64
5	16QAM	25	0	22.67	22.71	22.66
5	64QAM	1	0	22.73	22.93	22.68
5	64QAM	1	12	22.75	22.70	22.73
5	64QAM	1	24	22.50	22.69	22.59
5	64QAM	12	0	21.78	21.83	21.73
5	64QAM	12	7	21.68	21.77	21.67
5	64QAM	12	13	21.68	21.59	21.61
5	64QAM	25	0	21.70	21.84	21.66
5	256QAM	1	0	19.77	19.86	19.70
5	256QAM	1	12	19.68	19.74	19.81
5	256QAM	1	24	19.72	19.63	19.68
5	256QAM	12	0	19.69	19.86	19.78
5	256QAM	12	7	19.72	19.74	19.67
5	256QAM	12	13	19.69	19.69	19.66
5	256QAM	25	0	19.64	19.77	19.53
Channel				19965	20175	20385
Frequency (MHz)				1711.5	1732.5	1753.5
3	QPSK	1	0	22.93	23.07	23.02
3	QPSK	1	8	22.79	23.02	22.92
3	QPSK	1	14	22.80	23.01	22.95
3	QPSK	8	0	22.92	23.07	22.90
3	QPSK	8	4	22.95	22.98	22.95
3	QPSK	8	7	22.92	22.88	22.81
3	QPSK	15	0	22.99	23.03	22.94
3	16QAM	1	0	22.81	22.96	22.80
3	16QAM	1	8	22.77	22.78	22.79
3	16QAM	1	14	22.62	22.82	22.80
3	16QAM	8	0	22.58	22.80	22.71
3	16QAM	8	4	22.57	22.72	22.62
3	16QAM	8	7	22.51	22.65	22.67
3	16QAM	15	0	22.62	22.72	22.67
3	64QAM	1	0	22.66	22.91	22.76
3	64QAM	1	8	22.63	22.67	22.68
3	64QAM	1	14	22.52	22.77	22.63
3	64QAM	8	0	21.71	21.94	21.70
3	64QAM	8	4	21.69	21.77	21.67
3	64QAM	8	7	21.70	21.67	21.59
3	64QAM	15	0	21.61	21.78	21.64
3	256QAM	1	0	19.79	19.97	19.81
3	256QAM	1	8	19.60	19.83	19.75
3	256QAM	1	14	19.74	19.67	19.68



3	256QAM	8	0	19.74	19.94	19.75
3	256QAM	8	4	19.66	19.76	19.62
3	256QAM	8	7	19.63	19.62	19.63
3	256QAM	15	0	19.57	19.70	19.60
Channel				19957	20175	20393
Frequency (MHz)				1710.7	1732.5	1754.3
1.4	QPSK	1	0	22.96	23.16	23.01
1.4	QPSK	1	3	22.87	22.99	22.98
1.4	QPSK	1	5	22.84	22.94	22.94
1.4	QPSK	3	0	22.87	23.11	22.94
1.4	QPSK	3	1	22.89	23.03	22.87
1.4	QPSK	3	3	22.85	22.98	22.81
1.4	QPSK	6	0	22.95	23.06	22.99
1.4	16QAM	1	0	22.82	22.96	22.75
1.4	16QAM	1	3	22.74	22.84	22.88
1.4	16QAM	1	5	22.65	22.76	22.68
1.4	16QAM	3	0	22.66	22.83	22.62
1.4	16QAM	3	1	22.56	22.73	22.69
1.4	16QAM	3	3	22.67	22.77	22.75
1.4	16QAM	6	0	22.62	22.80	22.71
1.4	64QAM	1	0	22.52	22.74	22.69
1.4	64QAM	1	3	22.52	22.62	22.58
1.4	64QAM	1	5	22.68	22.82	22.69
1.4	64QAM	3	0	22.71	22.82	22.74
1.4	64QAM	3	1	22.63	22.64	22.79
1.4	64QAM	3	3	22.53	22.68	22.59
1.4	64QAM	6	0	21.81	21.87	21.75
1.4	256QAM	1	0	19.77	19.93	19.81
1.4	256QAM	1	3	19.64	19.80	19.78
1.4	256QAM	1	5	19.63	19.65	19.66
1.4	256QAM	3	0	19.69	19.85	19.81
1.4	256QAM	3	1	19.67	19.75	19.60
1.4	256QAM	3	3	19.63	19.69	19.70
1.4	256QAM	6	0	19.64	19.73	19.58



LTE Band 5 <Ant.0>:

BW [MHz]	Modulation	RB Size	RB Offset	Power Low Ch. / Freq.	Power Middle Ch. / Freq.	Power High Ch. / Freq.
Channel				20450	20525	20600
Frequency (MHz)				829	836.5	844
10	QPSK	1	0	22.52	22.57	22.46
10	QPSK	1	25	22.36	22.46	22.32
10	QPSK	1	49	22.31	22.33	22.22
10	QPSK	25	0	22.37	22.54	22.41
10	QPSK	25	12	22.33	22.45	22.35
10	QPSK	25	25	22.24	22.30	22.27
10	QPSK	50	0	22.31	22.49	22.30
10	16QAM	1	0	22.26	22.47	22.31
10	16QAM	1	25	22.31	22.35	22.24
10	16QAM	1	49	22.23	22.28	22.26
10	16QAM	25	0	22.30	22.43	22.28
10	16QAM	25	12	22.21	22.23	22.23
10	16QAM	25	25	22.17	22.18	22.13
10	16QAM	50	0	22.25	22.35	22.19
10	64QAM	1	0	22.15	22.33	22.14
10	64QAM	1	25	22.16	22.24	22.19
10	64QAM	1	49	22.02	22.14	22.05
10	64QAM	25	0	21.33	21.48	21.28
10	64QAM	25	12	21.24	21.33	21.28
10	64QAM	25	25	21.20	21.34	21.26
10	64QAM	50	0	21.25	21.36	21.21
10	256QAM	1	0	19.21	19.39	19.30
10	256QAM	1	25	19.22	19.29	19.25
10	256QAM	1	49	19.18	19.14	19.14
10	256QAM	25	0	19.20	19.35	19.21
10	256QAM	25	12	19.19	19.24	19.19
10	256QAM	25	25	19.09	19.22	19.07
10	256QAM	50	0	19.19	19.30	19.10
Channel				20425	20525	20625
Frequency (MHz)				826.5	836.5	846.5
5	QPSK	1	0	22.38	22.45	22.36
5	QPSK	1	12	22.27	22.40	22.20
5	QPSK	1	24	22.28	22.21	22.17
5	QPSK	12	0	22.23	22.50	22.34
5	QPSK	12	7	22.18	22.41	22.23
5	QPSK	12	13	22.18	22.24	22.18
5	QPSK	25	0	22.20	22.44	22.24
5	16QAM	1	0	22.15	22.41	22.18
5	16QAM	1	12	22.17	22.22	22.14
5	16QAM	1	24	22.15	22.14	22.18
5	16QAM	12	0	22.21	22.39	22.18
5	16QAM	12	7	22.15	22.16	22.13
5	16QAM	12	13	22.08	22.04	22.02
5	16QAM	25	0	22.13	22.25	22.07



5	64QAM	1	0	22.06	22.21	22.00
5	64QAM	1	12	22.13	22.19	22.16
5	64QAM	1	24	21.96	22.02	22.00
5	64QAM	12	0	21.28	21.38	21.18
5	64QAM	12	7	21.18	21.19	21.14
5	64QAM	12	13	21.05	21.22	21.23
5	64QAM	25	0	21.22	21.28	21.06
5	256QAM	1	0	19.11	19.25	19.25
5	256QAM	1	12	19.14	19.18	19.11
5	256QAM	1	24	19.10	19.05	19.02
5	256QAM	12	0	19.07	19.30	19.08
5	256QAM	12	7	19.08	19.15	19.11
5	256QAM	12	13	19.05	19.11	19.03
5	256QAM	25	0	19.06	19.17	18.99
Channel				20415	20525	20635
Frequency (MHz)				825.5	836.5	847.5
3	QPSK	1	0	22.42	22.52	22.43
3	QPSK	1	8	22.29	22.34	22.18
3	QPSK	1	14	22.27	22.29	22.12
3	QPSK	8	0	22.23	22.43	22.30
3	QPSK	8	4	22.24	22.35	22.22
3	QPSK	8	7	22.19	22.20	22.20
3	QPSK	15	0	22.24	22.37	22.20
3	16QAM	1	0	22.20	22.41	22.19
3	16QAM	1	8	22.24	22.32	22.13
3	16QAM	1	14	22.15	22.16	22.13
3	16QAM	8	0	22.23	22.32	22.21
3	16QAM	8	4	22.15	22.12	22.17
3	16QAM	8	7	22.06	22.04	22.01
3	16QAM	15	0	22.11	22.30	22.07
3	64QAM	1	0	22.09	22.28	22.06
3	64QAM	1	8	22.11	22.09	22.15
3	64QAM	1	14	21.91	22.01	21.94
3	64QAM	8	0	21.25	21.44	21.17
3	64QAM	8	4	21.18	21.29	21.18
3	64QAM	8	7	21.09	21.27	21.13
3	64QAM	15	0	21.13	21.27	21.14
3	256QAM	1	0	19.17	19.29	19.20
3	256QAM	1	8	19.07	19.18	19.17
3	256QAM	1	14	19.06	19.09	19.01
3	256QAM	8	0	19.16	19.26	19.06
3	256QAM	8	4	19.15	19.18	19.16
3	256QAM	8	7	19.05	19.08	19.03
3	256QAM	15	0	19.10	19.18	19.03
Channel				20407	20525	20643
Frequency (MHz)				824.7	836.5	848.3
1.4	QPSK	1	0	22.41	22.51	22.42
1.4	QPSK	1	3	22.24	22.36	22.26
1.4	QPSK	1	5	22.23	22.22	22.16
1.4	QPSK	3	0	22.34	22.48	22.37



1.4	QPSK	3	1	22.30	22.33	22.22
1.4	QPSK	3	3	22.13	22.20	22.13
1.4	QPSK	6	0	22.21	22.44	22.20
1.4	16QAM	1	0	22.17	22.32	22.24
1.4	16QAM	1	3	22.18	22.26	22.10
1.4	16QAM	1	5	22.15	22.17	22.18
1.4	16QAM	3	0	22.23	22.31	22.19
1.4	16QAM	3	1	22.21	22.24	22.16
1.4	16QAM	3	3	22.19	22.25	22.19
1.4	16QAM	6	0	22.16	22.29	22.18
1.4	64QAM	1	0	22.22	22.25	22.21
1.4	64QAM	1	3	22.17	22.27	22.12
1.4	64QAM	1	5	22.03	22.28	22.09
1.4	64QAM	3	0	22.03	22.11	22.11
1.4	64QAM	3	1	21.97	22.06	21.94
1.4	64QAM	3	3	21.97	22.07	22.01
1.4	64QAM	6	0	21.21	21.40	21.15
1.4	256QAM	1	0	19.13	19.35	19.22
1.4	256QAM	1	3	19.14	19.22	19.21
1.4	256QAM	1	5	19.05	18.99	19.07
1.4	256QAM	3	0	19.14	19.27	19.10
1.4	256QAM	3	1	19.09	19.21	19.06
1.4	256QAM	3	3	18.98	19.14	19.02
1.4	256QAM	6	0	19.11	19.18	19.01



LTE Band 25 <Ant.0>:

BW [MHz]	Modulation	RB Size	RB Offset	Power Low Ch. / Freq.	Power Middle Ch. / Freq.	Power High Ch. / Freq.
Channel				26140	26340	26590
Frequency (MHz)				1860	1880	1905
20	QPSK	1	0	23.16	23.21	23.18
20	QPSK	1	49	23.03	23.03	23.09
20	QPSK	1	99	22.97	23.01	23.03
20	QPSK	50	0	23.00	23.15	23.05
20	QPSK	50	24	22.95	23.03	22.95
20	QPSK	50	50	22.88	22.99	22.86
20	QPSK	100	0	22.91	23.01	22.92
20	16QAM	1	0	22.96	23.09	22.91
20	16QAM	1	49	22.94	22.99	22.95
20	16QAM	1	99	22.81	22.87	22.80
20	16QAM	50	0	22.79	22.93	22.83
20	16QAM	50	24	22.75	22.80	22.75
20	16QAM	50	50	22.61	22.72	22.70
20	16QAM	100	0	22.62	22.66	22.61
20	64QAM	1	0	22.86	23.05	22.91
20	64QAM	1	49	22.79	22.95	22.87
20	64QAM	1	99	22.79	22.82	22.82
20	64QAM	50	0	21.82	21.95	21.79
20	64QAM	50	24	21.78	21.79	21.74
20	64QAM	50	50	21.73	21.82	21.72
20	64QAM	100	0	21.69	21.66	21.64
20	256QAM	1	0	19.90	20.04	19.89
20	256QAM	1	49	19.79	19.90	19.83
20	256QAM	1	99	19.77	19.85	19.78
20	256QAM	50	0	19.87	19.98	19.87
20	256QAM	50	24	19.77	19.90	19.74
20	256QAM	50	50	19.70	19.74	19.71
20	256QAM	100	0	19.62	19.74	19.68
Channel				26115	26340	26615
Frequency (MHz)				1857.5	1880	1907.5
15	QPSK	1	0	23.05	23.13	23.04
15	QPSK	1	37	22.99	22.90	23.00
15	QPSK	1	74	22.84	22.90	22.97
15	QPSK	36	0	22.94	23.01	22.95
15	QPSK	36	20	22.82	22.96	22.88
15	QPSK	36	39	22.84	22.95	22.75
15	QPSK	75	0	22.77	22.98	22.79
15	16QAM	1	0	22.92	22.98	22.84
15	16QAM	1	37	22.81	22.87	22.85
15	16QAM	1	74	22.68	22.79	22.74
15	16QAM	36	0	22.70	22.81	22.75
15	16QAM	36	20	22.68	22.66	22.62
15	16QAM	36	39	22.48	22.61	22.64
15	16QAM	75	0	22.49	22.53	22.50



15	64QAM	1	0	22.74	22.90	22.77
15	64QAM	1	37	22.70	22.82	22.77
15	64QAM	1	74	22.70	22.68	22.68
15	64QAM	36	0	21.74	21.85	21.65
15	64QAM	36	20	21.72	21.68	21.69
15	64QAM	36	39	21.68	21.79	21.59
15	64QAM	75	0	21.55	21.54	21.60
15	256QAM	1	0	19.76	19.96	19.85
15	256QAM	1	37	19.75	19.79	19.79
15	256QAM	1	74	19.67	19.70	19.73
15	256QAM	36	0	19.78	19.83	19.77
15	256QAM	36	20	19.69	19.87	19.60
15	256QAM	36	39	19.57	19.70	19.61
15	256QAM	75	0	19.55	19.66	19.55
Channel				26090	26340	26640
Frequency (MHz)				1855	1880	1910
10	QPSK	1	0	23.03	23.09	23.05
10	QPSK	1	25	22.94	22.92	22.98
10	QPSK	1	49	22.90	22.95	22.90
10	QPSK	25	0	22.90	23.04	22.99
10	QPSK	25	12	22.87	22.89	22.83
10	QPSK	25	25	22.84	22.85	22.71
10	QPSK	50	0	22.80	22.89	22.83
10	16QAM	1	0	22.90	22.95	22.83
10	16QAM	1	25	22.81	22.91	22.88
10	16QAM	1	49	22.68	22.76	22.66
10	16QAM	25	0	22.74	22.80	22.75
10	16QAM	25	12	22.62	22.68	22.67
10	16QAM	25	25	22.52	22.67	22.57
10	16QAM	50	0	22.57	22.60	22.54
10	64QAM	1	0	22.82	22.91	22.85
10	64QAM	1	25	22.64	22.88	22.76
10	64QAM	1	49	22.72	22.76	22.71
10	64QAM	25	0	21.79	21.84	21.68
10	64QAM	25	12	21.74	21.76	21.64
10	64QAM	25	25	21.66	21.77	21.61
10	64QAM	50	0	21.62	21.56	21.52
10	256QAM	1	0	19.80	19.94	19.81
10	256QAM	1	25	19.68	19.75	19.72
10	256QAM	1	49	19.74	19.73	19.68
10	256QAM	25	0	19.82	19.91	19.77
10	256QAM	25	12	19.71	19.83	19.68
10	256QAM	25	25	19.65	19.61	19.60
10	256QAM	50	0	19.55	19.67	19.63
Channel				26065	26340	26665
Frequency (MHz)				1852.5	1880	1912.5
5	QPSK	1	0	23.12	23.07	23.10
5	QPSK	1	12	22.95	22.92	23.03
5	QPSK	1	24	22.86	22.90	22.95
5	QPSK	12	0	22.86	23.04	22.92



5	QPSK	12	7	22.88	23.00	22.84
5	QPSK	12	13	22.77	22.88	22.79
5	QPSK	25	0	22.77	22.91	22.86
5	16QAM	1	0	22.88	23.04	22.88
5	16QAM	1	12	22.88	22.90	22.87
5	16QAM	1	24	22.67	22.77	22.73
5	16QAM	12	0	22.70	22.84	22.73
5	16QAM	12	7	22.71	22.70	22.63
5	16QAM	12	13	22.50	22.60	22.56
5	16QAM	25	0	22.55	22.62	22.51
5	64QAM	1	0	22.78	22.98	22.88
5	64QAM	1	12	22.71	22.92	22.81
5	64QAM	1	24	22.65	22.69	22.76
5	64QAM	12	0	21.78	21.84	21.70
5	64QAM	12	7	21.70	21.65	21.70
5	64QAM	12	13	21.68	21.79	21.68
5	64QAM	25	0	21.60	21.54	21.60
5	256QAM	1	0	19.75	19.96	19.86
5	256QAM	1	12	19.71	19.82	19.75
5	256QAM	1	24	19.68	19.75	19.74
5	256QAM	12	0	19.76	19.85	19.84
5	256QAM	12	7	19.68	19.78	19.59
5	256QAM	12	13	19.61	19.64	19.64
5	256QAM	25	0	19.57	19.64	19.54
Channel				26055	26340	26675
Frequency (MHz)				1851.5	1880	1913.5
3	QPSK	1	0	23.02	23.15	23.13
3	QPSK	1	8	22.98	22.95	22.96
3	QPSK	1	14	22.94	22.93	22.99
3	QPSK	8	0	22.94	23.05	22.96
3	QPSK	8	4	22.80	22.97	22.91
3	QPSK	8	7	22.75	22.84	22.78
3	QPSK	15	0	22.83	22.96	22.80
3	16QAM	1	0	22.84	23.02	22.85
3	16QAM	1	8	22.89	22.86	22.87
3	16QAM	1	14	22.77	22.75	22.66
3	16QAM	8	0	22.66	22.87	22.79
3	16QAM	8	4	22.65	22.65	22.67
3	16QAM	8	7	22.57	22.68	22.60
3	16QAM	15	0	22.48	22.60	22.53
3	64QAM	1	0	22.75	22.92	22.80
3	64QAM	1	8	22.66	22.91	22.76
3	64QAM	1	14	22.65	22.72	22.69
3	64QAM	8	0	21.76	21.87	21.64
3	64QAM	8	4	21.67	21.66	21.62
3	64QAM	8	7	21.61	21.74	21.57
3	64QAM	15	0	21.63	21.53	21.58
3	256QAM	1	0	19.76	19.96	19.83
3	256QAM	1	8	19.69	19.85	19.77
3	256QAM	1	14	19.63	19.72	19.67



3	256QAM	8	0	19.76	19.83	19.81
3	256QAM	8	4	19.66	19.83	19.60
3	256QAM	8	7	19.62	19.71	19.60
3	256QAM	15	0	19.50	19.61	19.61
Channel				26047	26340	26683
Frequency (MHz)				1850.7	1880	1914.3
1.4	QPSK	1	0	23.12	23.12	23.15
1.4	QPSK	1	3	22.98	22.97	23.05
1.4	QPSK	1	5	22.93	22.93	22.96
1.4	QPSK	3	0	22.85	23.09	22.97
1.4	QPSK	3	1	22.81	22.87	22.82
1.4	QPSK	3	3	22.81	22.94	22.71
1.4	QPSK	6	0	22.80	22.86	22.80
1.4	16QAM	1	0	22.92	23.04	22.83
1.4	16QAM	1	3	22.86	22.90	22.81
1.4	16QAM	1	5	22.84	23.00	22.81
1.4	16QAM	3	0	22.78	22.89	22.78
1.4	16QAM	3	1	22.85	22.95	22.84
1.4	16QAM	3	3	22.90	23.03	22.79
1.4	16QAM	6	0	22.70	22.67	22.69
1.4	64QAM	1	0	22.57	22.62	22.57
1.4	64QAM	1	3	22.57	22.60	22.55
1.4	64QAM	1	5	22.70	22.76	22.67
1.4	64QAM	3	0	22.67	22.86	22.84
1.4	64QAM	3	1	22.71	22.70	22.69
1.4	64QAM	3	3	22.72	22.86	22.83
1.4	64QAM	6	0	21.68	21.91	21.70
1.4	256QAM	1	0	19.86	19.92	19.81
1.4	256QAM	1	3	19.69	19.76	19.78
1.4	256QAM	1	5	19.71	19.78	19.65
1.4	256QAM	3	0	19.73	19.93	19.72
1.4	256QAM	3	1	19.69	19.76	19.67
1.4	256QAM	3	3	19.65	19.65	19.58
1.4	256QAM	6	0	19.54	19.67	19.62



LTE Band 26 <Ant.0>:

BW [MHz]	Modulation	RB Size	RB Offset	Power Low Ch. / Freq.	Power Middle Ch. / Freq.	Power High Ch. / Freq.
Channel				26865	26915	26965
Frequency (MHz)				831.5	836.5	841.5
15	QPSK	1	0	22.53	22.59	22.47
15	QPSK	1	37	22.38	22.39	22.38
15	QPSK	1	74	22.28	22.37	22.31
15	QPSK	36	0	22.37	22.54	22.37
15	QPSK	36	20	22.37	22.46	22.31
15	QPSK	36	39	22.31	22.30	22.34
15	QPSK	75	0	22.31	22.36	22.29
15	16QAM	1	0	22.29	22.51	22.36
15	16QAM	1	37	22.34	22.40	22.27
15	16QAM	1	74	22.28	22.34	22.22
15	16QAM	36	0	22.33	22.47	22.38
15	16QAM	36	20	22.30	22.32	22.26
15	16QAM	36	39	22.26	22.29	22.26
15	16QAM	75	0	22.21	22.22	22.14
15	64QAM	1	0	22.26	22.42	22.27
15	64QAM	1	37	22.26	22.27	22.23
15	64QAM	1	74	22.10	22.25	22.20
15	64QAM	36	0	21.26	21.37	21.25
15	64QAM	36	20	21.21	21.27	21.22
15	64QAM	36	39	21.11	21.15	21.15
15	64QAM	75	0	21.04	21.08	21.02
15	256QAM	1	0	19.46	19.62	19.47
15	256QAM	1	37	19.39	19.48	19.44
15	256QAM	1	74	19.33	19.39	19.39
15	256QAM	36	0	19.36	19.49	19.36
15	256QAM	36	20	19.22	19.40	19.34
15	256QAM	36	39	19.22	19.34	19.30
15	256QAM	75	0	19.13	19.21	19.15
Channel				26840	26915	26990
Frequency (MHz)				829	836.5	844
10	QPSK	1	0	22.42	22.46	22.37
10	QPSK	1	25	22.23	22.33	22.23
10	QPSK	1	49	22.14	22.25	22.20
10	QPSK	25	0	22.23	22.44	22.27
10	QPSK	25	12	22.24	22.39	22.16
10	QPSK	25	25	22.26	22.19	22.22
10	QPSK	50	0	22.28	22.25	22.25
10	16QAM	1	0	22.17	22.41	22.32
10	16QAM	1	25	22.23	22.36	22.19
10	16QAM	1	49	22.23	22.20	22.15
10	16QAM	25	0	22.21	22.41	22.24
10	16QAM	25	12	22.23	22.24	22.14
10	16QAM	25	25	22.17	22.18	22.18
10	16QAM	50	0	22.10	22.11	22.07
10	64QAM	1	0	22.16	22.29	22.18
10	64QAM	1	25	22.23	22.17	22.11



10	64QAM	1	49	22.01	22.15	22.13
10	64QAM	25	0	21.11	21.29	21.21
10	64QAM	25	12	21.14	21.22	21.08
10	64QAM	25	25	21.05	21.07	21.03
10	64QAM	50	0	20.91	21.02	20.88
10	256QAM	1	0	19.41	19.50	19.34
10	256QAM	1	25	19.32	19.35	19.33
10	256QAM	1	49	19.19	19.28	19.36
10	256QAM	25	0	19.28	19.46	19.25
10	256QAM	25	12	19.07	19.31	19.21
10	256QAM	25	25	19.15	19.20	19.16
10	256QAM	50	0	18.99	19.15	19.04
Channel				26815	26915	27015
Frequency (MHz)				826.5	836.5	846.5
5	QPSK	1	0	22.43	22.49	22.40
5	QPSK	1	12	22.25	22.30	22.33
5	QPSK	1	24	22.23	22.32	22.21
5	QPSK	12	0	22.34	22.41	22.28
5	QPSK	12	7	22.28	22.33	22.20
5	QPSK	12	13	22.21	22.24	22.25
5	QPSK	25	0	22.26	22.23	22.21
5	16QAM	1	0	22.16	22.46	22.24
5	16QAM	1	12	22.21	22.36	22.16
5	16QAM	1	24	22.15	22.21	22.13
5	16QAM	12	0	22.29	22.38	22.25
5	16QAM	12	7	22.16	22.28	22.19
5	16QAM	12	13	22.21	22.22	22.23
5	16QAM	25	0	22.12	22.14	22.07
5	64QAM	1	0	22.18	22.32	22.17
5	64QAM	1	12	22.21	22.17	22.12
5	64QAM	1	24	21.97	22.16	22.17
5	64QAM	12	0	21.15	21.31	21.21
5	64QAM	12	7	21.15	21.18	21.14
5	64QAM	12	13	21.02	21.12	21.03
5	64QAM	25	0	20.94	21.01	20.87
5	256QAM	1	0	19.36	19.50	19.39
5	256QAM	1	12	19.26	19.34	19.30
5	256QAM	1	24	19.29	19.31	19.31
5	256QAM	12	0	19.31	19.43	19.26
5	256QAM	12	7	19.13	19.31	19.27
5	256QAM	12	13	19.17	19.29	19.17
5	256QAM	25	0	19.06	19.14	19.01
Channel				26805	26915	27025
Frequency (MHz)				825.5	836.5	847.5
3	QPSK	1	0	22.50	22.50	22.37
3	QPSK	1	8	22.34	22.32	22.23
3	QPSK	1	14	22.14	22.29	22.19
3	QPSK	8	0	22.30	22.51	22.31
3	QPSK	8	4	22.32	22.33	22.16
3	QPSK	8	7	22.22	22.27	22.23
3	QPSK	15	0	22.24	22.33	22.22
3	16QAM	1	0	22.21	22.44	22.30



3	16QAM	1	8	22.29	22.36	22.13
3	16QAM	1	14	22.22	22.28	22.18
3	16QAM	8	0	22.21	22.42	22.28
3	16QAM	8	4	22.25	22.24	22.18
3	16QAM	8	7	22.22	22.21	22.15
3	16QAM	15	0	22.17	22.08	22.09
3	64QAM	1	0	22.19	22.38	22.12
3	64QAM	1	8	22.21	22.24	22.14
3	64QAM	1	14	22.00	22.22	22.14
3	64QAM	8	0	21.18	21.29	21.13
3	64QAM	8	4	21.10	21.19	21.13
3	64QAM	8	7	20.98	21.05	21.06
3	64QAM	15	0	20.99	21.02	20.89
3	256QAM	1	0	19.41	19.53	19.37
3	256QAM	1	8	19.30	19.41	19.35
3	256QAM	1	14	19.19	19.25	19.28
3	256QAM	8	0	19.29	19.42	19.30
3	256QAM	8	4	19.10	19.29	19.25
3	256QAM	8	7	19.17	19.26	19.16
3	256QAM	15	0	19.08	19.16	19.01
Channel				26797	26915	27033
Frequency (MHz)				824.7	836.5	848.3
1.4	QPSK	1	0	22.45	22.52	22.42
1.4	QPSK	1	3	22.33	22.31	22.26
1.4	QPSK	1	5	22.14	22.24	22.27
1.4	QPSK	3	0	22.31	22.42	22.34
1.4	QPSK	3	1	22.33	22.34	22.17
1.4	QPSK	3	3	22.28	22.17	22.26
1.4	QPSK	6	0	22.19	22.30	22.22
1.4	16QAM	1	0	22.14	22.45	22.29
1.4	16QAM	1	3	22.21	22.37	22.24
1.4	16QAM	1	5	22.24	22.24	22.14
1.4	16QAM	3	0	22.26	22.39	22.33
1.4	16QAM	3	1	22.21	22.31	22.24
1.4	16QAM	3	3	22.19	22.23	22.13
1.4	16QAM	6	0	22.22	22.37	22.35
1.4	64QAM	1	0	22.21	22.29	22.20
1.4	64QAM	1	3	22.16	22.16	22.22
1.4	64QAM	1	5	22.15	22.09	22.07
1.4	64QAM	3	0	22.22	22.36	22.17
1.4	64QAM	3	1	22.11	22.14	22.19
1.4	64QAM	3	3	22.06	22.12	22.12
1.4	64QAM	6	0	21.13	21.34	21.18
1.4	256QAM	1	0	19.38	19.54	19.42
1.4	256QAM	1	3	19.32	19.36	19.34
1.4	256QAM	1	5	19.27	19.29	19.31
1.4	256QAM	3	0	19.27	19.37	19.29
1.4	256QAM	3	1	19.09	19.31	19.29
1.4	256QAM	3	3	19.16	19.22	19.22
1.4	256QAM	6	0	19.08	19.11	19.08



LTE Band 66 <Ant.0>:

BW [MHz]	Modulation	RB Size	RB Offset	Power Low Ch. / Freq.	Power Middle Ch. / Freq.	Power High Ch. / Freq.
Channel				132072	132322	132572
Frequency (MHz)				1720	1745	1770
20	QPSK	1	0	23.17	23.22	23.14
20	QPSK	1	49	22.99	23.11	22.99
20	QPSK	1	99	23.02	23.02	22.90
20	QPSK	50	0	22.96	23.18	23.07
20	QPSK	50	24	22.92	23.08	22.99
20	QPSK	50	50	22.85	22.98	22.92
20	QPSK	100	0	22.88	23.01	22.91
20	16QAM	1	0	22.80	23.10	22.96
20	16QAM	1	49	22.87	23.01	22.91
20	16QAM	1	99	22.83	22.89	22.86
20	16QAM	50	0	22.61	22.81	22.66
20	16QAM	50	24	22.60	22.65	22.63
20	16QAM	50	50	22.55	22.57	22.57
20	16QAM	100	0	22.48	22.58	22.54
20	64QAM	1	0	22.55	22.75	22.64
20	64QAM	1	49	22.49	22.67	22.54
20	64QAM	1	99	22.51	22.58	22.50
20	64QAM	50	0	21.69	21.90	21.71
20	64QAM	50	24	21.63	21.77	21.77
20	64QAM	50	50	21.63	21.72	21.61
20	64QAM	100	0	21.57	21.62	21.58
20	256QAM	1	0	18.86	19.07	18.93
20	256QAM	1	49	18.89	18.92	18.84
20	256QAM	1	99	18.81	18.84	18.83
20	256QAM	50	0	18.84	18.98	18.80
20	256QAM	50	24	18.78	18.86	18.74
20	256QAM	50	50	18.69	18.77	18.73
20	256QAM	100	0	18.71	18.70	18.65
Channel				132047	132322	132597
Frequency (MHz)				1717.5	1745	1772.5
15	QPSK	1	0	23.06	23.16	23.00
15	QPSK	1	37	22.95	23.05	22.94
15	QPSK	1	74	22.89	22.97	22.84
15	QPSK	36	0	22.87	23.10	23.02
15	QPSK	36	20	22.82	23.00	22.92
15	QPSK	36	39	22.78	22.87	22.78
15	QPSK	75	0	22.82	22.91	22.78
15	16QAM	1	0	22.68	23.07	22.90
15	16QAM	1	37	22.75	22.91	22.85
15	16QAM	1	74	22.75	22.74	22.75
15	16QAM	36	0	22.49	22.71	22.60
15	16QAM	36	20	22.57	22.60	22.60
15	16QAM	36	39	22.44	22.52	22.54
15	16QAM	75	0	22.41	22.45	22.44



15	64QAM	1	0	22.47	22.62	22.57
15	64QAM	1	37	22.37	22.56	22.46
15	64QAM	1	74	22.45	22.52	22.38
15	64QAM	36	0	21.59	21.86	21.61
15	64QAM	36	20	21.51	21.63	21.67
15	64QAM	36	39	21.50	21.60	21.52
15	64QAM	75	0	21.48	21.50	21.51
15	256QAM	1	0	18.78	18.99	18.80
15	256QAM	1	37	18.82	18.89	18.78
15	256QAM	1	74	18.75	18.79	18.77
15	256QAM	36	0	18.80	18.86	18.69
15	256QAM	36	20	18.73	18.73	18.60
15	256QAM	36	39	18.58	18.69	18.63
15	256QAM	75	0	18.63	18.61	18.56
Channel				132022	132322	132622
Frequency (MHz)				1715	1745	1775
10	QPSK	1	0	23.06	23.10	23.01
10	QPSK	1	25	22.94	23.02	22.89
10	QPSK	1	49	22.88	22.96	22.82
10	QPSK	25	0	22.84	23.07	23.03
10	QPSK	25	12	22.80	23.01	22.95
10	QPSK	25	25	22.81	22.87	22.86
10	QPSK	50	0	22.74	22.96	22.88
10	16QAM	1	0	22.66	23.07	22.85
10	16QAM	1	25	22.81	22.93	22.80
10	16QAM	1	49	22.76	22.75	22.74
10	16QAM	25	0	22.57	22.76	22.55
10	16QAM	25	12	22.51	22.59	22.59
10	16QAM	25	25	22.52	22.50	22.44
10	16QAM	50	0	22.35	22.53	22.41
10	64QAM	1	0	22.45	22.68	22.57
10	64QAM	1	25	22.41	22.55	22.42
10	64QAM	1	49	22.43	22.52	22.43
10	64QAM	25	0	21.56	21.75	21.61
10	64QAM	25	12	21.50	21.69	21.69
10	64QAM	25	25	21.54	21.57	21.57
10	64QAM	50	0	21.42	21.52	21.44
10	256QAM	1	0	18.76	18.96	18.81
10	256QAM	1	25	18.79	18.82	18.80
10	256QAM	1	49	18.73	18.70	18.77
10	256QAM	25	0	18.71	18.87	18.74
10	256QAM	25	12	18.75	18.81	18.63
10	256QAM	25	25	18.60	18.65	18.62
10	256QAM	50	0	18.63	18.57	18.53
Channel				131997	132322	132647
Frequency (MHz)				1712.5	1745	1777.5
5	QPSK	1	0	23.03	23.09	23.03
5	QPSK	1	12	22.89	23.01	22.84
5	QPSK	1	24	22.91	22.90	22.81
5	QPSK	12	0	22.85	23.11	22.95



5	QPSK	12	7	22.79	22.98	22.95
5	QPSK	12	13	22.76	22.89	22.83
5	QPSK	25	0	22.84	22.96	22.87
5	16QAM	1	0	22.72	22.98	22.82
5	16QAM	1	12	22.80	22.90	22.76
5	16QAM	1	24	22.75	22.86	22.80
5	16QAM	12	0	22.47	22.74	22.53
5	16QAM	12	7	22.57	22.61	22.59
5	16QAM	12	13	22.43	22.52	22.51
5	16QAM	25	0	22.37	22.53	22.48
5	64QAM	1	0	22.46	22.72	22.57
5	64QAM	1	12	22.45	22.64	22.46
5	64QAM	1	24	22.39	22.51	22.44
5	64QAM	12	0	21.63	21.80	21.61
5	64QAM	12	7	21.51	21.67	21.70
5	64QAM	12	13	21.58	21.67	21.56
5	64QAM	25	0	21.51	21.53	21.50
5	256QAM	1	0	18.76	19.01	18.86
5	256QAM	1	12	18.77	18.84	18.80
5	256QAM	1	24	18.71	18.76	18.78
5	256QAM	12	0	18.72	18.83	18.71
5	256QAM	12	7	18.71	18.72	18.68
5	256QAM	12	13	18.65	18.66	18.61
5	256QAM	25	0	18.62	18.61	18.61
Channel				131987	132322	132657
Frequency (MHz)				1711.5	1745	1778.5
3	QPSK	1	0	23.03	23.14	23.08
3	QPSK	1	8	22.89	23.00	22.93
3	QPSK	1	14	22.98	22.89	22.75
3	QPSK	8	0	22.87	23.05	23.03
3	QPSK	8	4	22.89	23.04	22.85
3	QPSK	8	7	22.78	22.93	22.83
3	QPSK	15	0	22.79	22.90	22.86
3	16QAM	1	0	22.76	23.07	22.84
3	16QAM	1	8	22.82	22.98	22.87
3	16QAM	1	14	22.76	22.85	22.82
3	16QAM	8	0	22.56	22.73	22.53
3	16QAM	8	4	22.54	22.52	22.49
3	16QAM	8	7	22.42	22.47	22.52
3	16QAM	15	0	22.43	22.48	22.51
3	64QAM	1	0	22.47	22.69	22.50
3	64QAM	1	8	22.41	22.62	22.46
3	64QAM	1	14	22.42	22.48	22.38
3	64QAM	8	0	21.57	21.85	21.59
3	64QAM	8	4	21.52	21.68	21.70
3	64QAM	8	7	21.51	21.60	21.49
3	64QAM	15	0	21.45	21.55	21.48
3	256QAM	1	0	18.75	18.99	18.84
3	256QAM	1	8	18.85	18.86	18.79
3	256QAM	1	14	18.74	18.81	18.70



3	256QAM	8	0	18.69	18.88	18.73
3	256QAM	8	4	18.75	18.75	18.68
3	256QAM	8	7	18.60	18.72	18.60
3	256QAM	15	0	18.58	18.60	18.62
Channel				131979	132322	132665
Frequency (MHz)				1710.7	1745	1779.3
1.4	QPSK	1	0	23.11	23.10	23.10
1.4	QPSK	1	3	22.89	23.04	22.92
1.4	QPSK	1	5	22.92	22.93	22.86
1.4	QPSK	3	0	22.82	23.14	22.98
1.4	QPSK	3	1	22.80	23.04	22.95
1.4	QPSK	3	3	22.71	22.86	22.84
1.4	QPSK	6	0	22.74	22.90	22.87
1.4	16QAM	1	0	22.75	22.99	22.88
1.4	16QAM	1	3	22.73	22.95	22.81
1.4	16QAM	1	5	22.79	22.94	22.87
1.4	16QAM	3	0	22.71	22.99	22.91
1.4	16QAM	3	1	22.78	22.91	22.83
1.4	16QAM	3	3	22.73	22.80	22.74
1.4	16QAM	6	0	22.47	22.76	22.54
1.4	64QAM	1	0	22.50	22.60	22.51
1.4	64QAM	1	3	22.47	22.51	22.43
1.4	64QAM	1	5	22.43	22.48	22.49
1.4	64QAM	3	0	22.42	22.64	22.53
1.4	64QAM	3	1	22.40	22.61	22.40
1.4	64QAM	3	3	22.44	22.44	22.40
1.4	64QAM	6	0	21.66	21.76	21.57
1.4	256QAM	1	0	18.73	18.99	18.89
1.4	256QAM	1	3	18.78	18.85	18.75
1.4	256QAM	1	5	18.76	18.69	18.69
1.4	256QAM	3	0	18.80	18.86	18.76
1.4	256QAM	3	1	18.74	18.79	18.59
1.4	256QAM	3	3	18.66	18.69	18.61
1.4	256QAM	6	0	18.64	18.58	18.60



ERP/EIRP

LTE Band 25 (GT - LC = -2.23 dB) QPSK / Ant.0									
Bandwidth	1.4M			3M			5M		
Channel	26407	26340	26683	26055	26340	26675	26065	26340	26665
	(Low)	(Mid)	(High)	(Low)	(Mid)	(High)	(Low)	(Mid)	(High)
Frequency (MHz)	1850.7	1880	1914.3	1851.5	1880	1913.5	1852.5	1880	1912.5
Conducted Power (dBm)	23.12	23.12	23.15	23.02	23.15	23.13	23.12	23.07	23.10
Conducted Power (Watts)	0.2051	0.2051	0.2065	0.2004	0.2065	0.2056	0.2051	0.2028	0.2042
EIRP(dBm)	20.89	20.89	20.92	20.79	20.92	20.90	20.89	20.84	20.87
EIRP(Watts)	0.1227	0.1227	0.1236	0.1199	0.1236	0.1230	0.1227	0.1213	0.1222

LTE Band 25 (GT - LC = -2.23 dB) QPSK / Ant.0									
Bandwidth	10M			15M			20M		
Channel	26090	26340	26640	26115	26340	26615	26140	26340	26590
	(Low)	(Mid)	(High)	(Low)	(Mid)	(High)	(Low)	(Mid)	(High)
Frequency (MHz)	1855	1880	1910	1857.5	1880	1907.5	1860	1880	1905
Conducted Power (dBm)	23.03	23.09	23.05	23.05	23.13	23.04	23.16	23.21	23.18
Conducted Power (Watts)	0.2009	0.2037	0.2018	0.2018	0.2056	0.2014	0.2070	0.2094	0.2080
EIRP(dBm)	20.80	20.86	20.82	20.82	20.90	20.81	20.93	20.98	20.95
EIRP(Watts)	0.1202	0.1219	0.1208	0.1208	0.1230	0.1205	0.1239	0.1253	0.1245



LTE Band 25 (GT - LC = -2.23 dB) 16QAM / Ant.0									
Bandwidth	1.4M			3M			5M		
Channel	26407	26340	26683	26055	26340	26675	26065	26340	26665
	(Low)	(Mid)	(High)	(Low)	(Mid)	(High)	(Low)	(Mid)	(High)
Frequency (MHz)	1850.7	1880	1914.3	1851.5	1880	1913.5	1852.5	1880	1912.5
Conducted Power (dBm)	22.92	23.04	22.83	22.84	23.02	22.85	22.88	23.04	22.88
Conducted Power (Watts)	0.1959	0.2014	0.1919	0.1923	0.2004	0.1928	0.1941	0.2014	0.1941
EIRP(dBm)	20.69	20.81	20.60	20.61	20.79	20.62	20.65	20.81	20.65
EIRP(Watts)	0.1172	0.1205	0.1148	0.1151	0.1199	0.1153	0.1161	0.1205	0.1161

LTE Band 25 (GT - LC = -2.23 dB) 16QAM									
Bandwidth	10M			15M			20M		
Channel	26090	26340	26640	26115	26340	26615	26140	26340	26590
	(Low)	(Mid)	(High)	(Low)	(Mid)	(High)	(Low)	(Mid)	(High)
Frequency (MHz)	1855	1880	1910	1857.5	1880	1907.5	1860	1880	1905
Conducted Power (dBm)	22.90	22.95	22.83	22.92	22.98	22.84	22.96	23.09	22.91
Conducted Power (Watts)	0.1950	0.1972	0.1919	0.1959	0.1986	0.1923	0.1977	0.2037	0.1954
EIRP(dBm)	20.67	20.72	20.60	20.69	20.75	20.61	20.73	20.86	20.68
EIRP(Watts)	0.1167	0.1180	0.1148	0.1172	0.1189	0.1151	0.1183	0.1219	0.1169



LTE Band 25 (GT - LC = -2.23 dB) 64QAM / Ant.0									
Bandwidth	1.4M			3M			5M		
Channel	26407	26340	26683	26055	26340	26675	26065	26340	26665
	(Low)	(Mid)	(High)	(Low)	(Mid)	(High)	(Low)	(Mid)	(High)
Frequency (MHz)	1850.7	1880	1914.3	1851.5	1880	1913.5	1852.5	1880	1912.5
Conducted Power (dBm)	22.67	22.86	22.84	22.75	22.92	22.80	22.78	22.98	22.88
Conducted Power (Watts)	0.1849	0.1932	0.1923	0.1884	0.1959	0.1905	0.1897	0.1986	0.1941
EIRP(dBm)	20.44	20.63	20.61	20.52	20.69	20.57	20.55	20.75	20.65
EIRP(Watts)	0.1107	0.1156	0.1151	0.1127	0.1172	0.1140	0.1135	0.1189	0.1161

LTE Band 25 (GT - LC = -2.23 dB) 64QAM / Ant.0									
Bandwidth	10M			15M			20M		
Channel	26090	26340	26640	26115	26340	26615	26140	26340	26590
	(Low)	(Mid)	(High)	(Low)	(Mid)	(High)	(Low)	(Mid)	(High)
Frequency (MHz)	1855	1880	1910	1857.5	1880	1907.5	1860	1880	1905
Conducted Power (dBm)	22.82	22.91	22.85	22.74	22.90	22.77	22.86	23.05	22.91
Conducted Power (Watts)	0.1914	0.1954	0.1928	0.1879	0.1950	0.1892	0.1932	0.2018	0.1954
EIRP(dBm)	20.59	20.68	20.62	20.51	20.67	20.54	20.63	20.82	20.68
EIRP(Watts)	0.1146	0.1169	0.1153	0.1125	0.1167	0.1132	0.1156	0.1208	0.1169



LTE Band 25 (GT - LC = -2.23 dB) 256QAM / Ant.0									
Bandwidth	1.4M			3M			5M		
Channel	26407	26340	26683	26055	26340	26675	26065	26340	26665
	(Low)	(Mid)	(High)	(Low)	(Mid)	(High)	(Low)	(Mid)	(High)
Frequency (MHz)	1850.7	1880	1914.3	1851.5	1880	1913.5	1852.5	1880	1912.5
Conducted Power (dBm)	19.73	19.93	19.72	19.76	19.96	19.83	19.75	19.96	19.86
Conducted Power (Watts)	0.0940	0.0984	0.0938	0.0946	0.0991	0.0962	0.0944	0.0991	0.0968
EIRP(dBm)	17.50	17.70	17.49	17.53	17.73	17.60	17.52	17.73	17.63
EIRP(Watts)	0.0562	0.0589	0.0561	0.0566	0.0593	0.0575	0.0565	0.0593	0.0579

LTE Band 25 (GT - LC = -2.23 dB) 256QAM / Ant.0									
Bandwidth	10M			15M			20M		
Channel	26090	26340	26640	26115	26340	26615	26140	26340	26590
	(Low)	(Mid)	(High)	(Low)	(Mid)	(High)	(Low)	(Mid)	(High)
Frequency (MHz)	1855	1880	1910	1857.5	1880	1907.5	1860	1880	1905
Conducted Power (dBm)	19.80	19.94	19.81	19.76	19.96	19.85	19.90	20.04	19.89
Conducted Power (Watts)	0.0955	0.0986	0.0957	0.0946	0.0991	0.0966	0.0977	0.1009	0.0975
EIRP(dBm)	17.57	17.71	17.58	17.53	17.73	17.62	17.67	17.81	17.66
EIRP(Watts)	0.0571	0.0590	0.0573	0.0566	0.0593	0.0578	0.0585	0.0604	0.0583



LTE Band 26 (GT - LC = -1.12 dB) QPSK / Ant.0									
Bandwidth	1.4M			3M			5M		
Channel	26797	26915	27033	26805	26915	27025	26815	26915	27015
	(Low)	(Mid)	(High)	(Low)	(Mid)	(High)	(Low)	(Mid)	(High)
Frequency (MHz)	824.7	836.5	848.3	825.5	836.5	847.5	826.5	836.5	846.5
Conducted Power (dBm)	22.45	22.52	22.42	22.30	22.51	22.31	22.43	22.49	22.40
Conducted Power (Watts)	0.1758	0.1786	0.1746	0.1698	0.1782	0.1702	0.1750	0.1774	0.1738
ERP(dBm)	19.18	19.25	19.15	19.03	19.24	19.04	19.16	19.22	19.13
ERP(Watts)	0.0828	0.0841	0.0822	0.0800	0.0839	0.0802	0.0824	0.0836	0.0818

LTE Band 26 (GT - LC = -1.12 dB) QPSK / Ant.0							
Bandwidth	10M			15M			15M
Channel	26840	26915	26990	26865	26915	26965	26790
	(Low)	(Mid)	(High)	(Low)	(Mid)	(High)	(Low)
Frequency (MHz)	829	836.5	844	831.5	836.5	841.5	824
Conducted Power (dBm)	22.42	22.46	22.37	22.53	22.59	22.47	22.50
Conducted Power (Watts)	0.1746	0.1762	0.1726	0.1791	0.1816	0.1766	0.1778
ERP(dBm)	19.15	19.19	19.10	19.26	19.32	19.20	19.23
ERP(Watts)	0.0822	0.0830	0.0813	0.0843	0.0855	0.0832	0.0838



LTE Band 26 (GT - LC = -1.12 dB) 16QAM / Ant.0									
Bandwidth	1.4M			3M			5M		
Channel	26797	26915	27033	26805	26915	27025	26815	26915	27015
	(Low)	(Mid)	(High)	(Low)	(Mid)	(High)	(Low)	(Mid)	(High)
Frequency (MHz)	824.7	836.5	848.3	825.5	836.5	847.5	826.5	836.5	846.5
Conducted Power (dBm)	22.14	22.45	22.29	22.21	22.44	22.30	22.16	22.46	22.24
Conducted Power (Watts)	0.1637	0.1758	0.1694	0.1663	0.1754	0.1698	0.1644	0.1762	0.1675
ERP(dBm)	18.87	19.18	19.02	18.94	19.17	19.03	18.89	19.19	18.97
ERP(Watts)	0.0771	0.0828	0.0798	0.0783	0.0826	0.0800	0.0774	0.0830	0.0789

LTE Band 26 (GT - LC = -1.12 dB) 16QAM / Ant.0							
Bandwidth	10M			15M			15M
Channel	26840	26915	26990	26865	26915	26965	26790
	(Low)	(Mid)	(High)	(Low)	(Mid)	(High)	(Low)
Frequency (MHz)	829	836.5	844	831.5	836.5	841.5	824
Conducted Power (dBm)	22.17	22.41	22.32	22.29	22.51	22.36	22.20
Conducted Power (Watts)	0.1648	0.1742	0.1706	0.1694	0.1782	0.1722	0.1660
ERP(dBm)	18.90	19.14	19.05	19.02	19.24	19.09	18.93
ERP(Watts)	0.0776	0.0820	0.0804	0.0798	0.0839	0.0811	0.0782



LTE Band 26 (GT - LC = -1.12 dB) 64QAM / Ant.0									
Bandwidth	1.4M			3M			5M		
Channel	26797	26915	27033	26805	26915	27025	26815	26915	27015
	(Low)	(Mid)	(High)	(Low)	(Mid)	(High)	(Low)	(Mid)	(High)
Frequency (MHz)	824.7	836.5	848.3	825.5	836.5	847.5	826.5	836.5	846.5
Conducted Power (dBm)	22.22	22.36	22.17	22.19	22.38	22.12	22.18	22.32	22.17
Conducted Power (Watts)	0.1667	0.1722	0.1648	0.1656	0.1730	0.1629	0.1652	0.1706	0.1648
ERP(dBm)	18.95	19.09	18.90	18.92	19.11	18.85	18.91	19.05	18.90
ERP(Watts)	0.0785	0.0811	0.0776	0.0780	0.0815	0.0767	0.0778	0.0804	0.0776

LTE Band 26 (GT - LC = -1.12 dB) 64QAM / Ant.0							
Bandwidth	10M			15M			15M
Channel	26840	26915	26990	26865	26915	26965	26790
	(Low)	(Mid)	(High)	(Low)	(Mid)	(High)	(Low)
Frequency (MHz)	829	836.5	844	831.5	836.5	841.5	824
Conducted Power (dBm)	22.16	22.29	22.18	22.26	22.42	22.27	22.15
Conducted Power (Watts)	0.1644	0.1694	0.1652	0.1683	0.1746	0.1687	0.1641
ERP(dBm)	18.89	19.02	18.91	18.99	19.15	19.00	18.88
ERP(Watts)	0.0774	0.0798	0.0778	0.0793	0.0822	0.0794	0.0773



LTE Band 26 (GT - LC = -1.12 dB) 256QAM / Ant.0									
Bandwidth	1.4M			3M			5M		
Channel	26797	26915	27033	26805	26915	27025	26815	26915	27015
	(Low)	(Mid)	(High)	(Low)	(Mid)	(High)	(Low)	(Mid)	(High)
Frequency (MHz)	824.7	836.5	848.3	825.5	836.5	847.5	826.5	836.5	846.5
Conducted Power (dBm)	19.38	19.54	19.42	19.41	19.53	19.37	19.36	19.50	19.39
Conducted Power (Watts)	0.0867	0.0899	0.0875	0.0873	0.0897	0.0865	0.0863	0.0891	0.0869
ERP(dBm)	16.11	16.27	16.15	16.14	16.26	16.10	16.09	16.23	16.12
ERP(Watts)	0.0408	0.0424	0.0412	0.0411	0.0423	0.0407	0.0406	0.0420	0.0409

LTE Band 26 (GT - LC = -1.12 dB) 256QAM / Ant.0							
Bandwidth	10M			15M			15M
Channel	26840	26915	26990	26865	26915	26965	26790
	(Low)	(Mid)	(High)	(Low)	(Mid)	(High)	(Low)
Frequency (MHz)	829	836.5	844	831.5	836.5	841.5	824
Conducted Power (dBm)	19.41	19.50	19.34	19.46	19.62	19.47	19.42
Conducted Power (Watts)	0.0873	0.0891	0.0859	0.0883	0.0916	0.0885	0.0875
ERP(dBm)	16.14	16.23	16.07	16.19	16.35	16.20	16.15
ERP(Watts)	0.0411	0.0420	0.0405	0.0416	0.0432	0.0417	0.0412



LTE Band 66 (GT - LC = -2.2 dB) QPSK / Ant.0									
Bandwidth	1.4M			3M			5M		
Channel	131979	132322	132665	131987	132322	132657	131997	132322	132647
	(Low)	(Mid)	(High)	(Low)	(Mid)	(High)	(Low)	(Mid)	(High)
Frequency (MHz)	1710.7	1745	1779.3	1711.5	1745	1778.5	1712.5	1745	1777.5
Conducted Power (dBm)	22.82	23.14	22.98	23.03	23.14	23.08	22.85	23.11	22.95
Conducted Power (Watts)	0.1914	0.2061	0.1986	0.2009	0.2061	0.2032	0.1928	0.2046	0.1972
EIRP(dBm)	20.62	20.94	20.78	20.83	20.94	20.88	20.65	20.91	20.75
EIRP(Watts)	0.1153	0.1242	0.1197	0.1211	0.1242	0.1225	0.1161	0.1233	0.1189

LTE Band 66 (GT - LC = -2.2 dB) QPSK / Ant.0									
Bandwidth	10M			15M			20M		
Channel	132022	132322	132622	132047	132322	132597	132072	132322	132572
	(Low)	(Mid)	(High)	(Low)	(Mid)	(High)	(Low)	(Mid)	(Mid)
Frequency (MHz)	1715	1745	1775	1717.5	1745	1772.5	1720	1745	1770
Conducted Power (dBm)	23.06	23.10	23.01	23.06	23.16	23.00	23.17	23.22	23.14
Conducted Power (Watts)	0.2023	0.2042	0.2000	0.2023	0.2070	0.1995	0.2075	0.2099	0.2061
EIRP(dBm)	20.86	20.90	20.81	20.86	20.96	20.80	20.97	21.02	20.94
EIRP(Watts)	0.1219	0.1230	0.1205	0.1219	0.1247	0.1202	0.1250	0.1265	0.1242



LTE Band 66 (GT - LC = -2.2 dB) 16QAM / Ant.0									
Bandwidth	1.4M			3M			5M		
Channel	131979	132322	132665	131987	132322	132657	131997	132322	132647
	(Low)	(Mid)	(High)	(Low)	(Mid)	(High)	(Low)	(Mid)	(High)
Frequency (MHz)	1710.7	1745	1779.3	1711.5	1745	1778.5	1712.5	1745	1777.5
Conducted Power (dBm)	22.75	22.99	22.88	22.76	23.07	22.84	22.72	22.98	22.82
Conducted Power (Watts)	0.1884	0.1991	0.1941	0.1888	0.2028	0.1923	0.1871	0.1986	0.1914
EIRP(dBm)	20.55	20.79	20.68	20.56	20.87	20.64	20.52	20.78	20.62
EIRP(Watts)	0.1135	0.1199	0.1169	0.1138	0.1222	0.1159	0.1127	0.1197	0.1153

LTE Band 66 (GT - LC = -2.2 dB) 16QAM / Ant.0									
Bandwidth	10M			15M			20M		
Channel	132022	132322	132622	132047	132322	132597	132072	132322	132572
	(Low)	(Mid)	(High)	(Low)	(Mid)	(High)	(Low)	(Mid)	(Mid)
Frequency (MHz)	1715	1745	1775	1717.5	1745	1772.5	1720	1745	1770
Conducted Power (dBm)	22.66	23.07	22.85	22.68	23.07	22.90	22.80	23.10	22.96
Conducted Power (Watts)	0.1845	0.2028	0.1928	0.1854	0.2028	0.1950	0.1905	0.2042	0.1977
EIRP(dBm)	20.46	20.87	20.65	20.48	20.87	20.70	20.60	20.90	20.76
EIRP(Watts)	0.1112	0.1222	0.1161	0.1117	0.1222	0.1175	0.1148	0.1230	0.1191



LTE Band 66 (GT - LC = -2.2 dB) 64QAM / Ant.0									
Bandwidth	1.4M			3M			5M		
Channel	131979	132322	132665	131987	132322	132657	131997	132322	132647
	(Low)	(Mid)	(High)	(Low)	(Mid)	(High)	(Low)	(Mid)	(High)
Frequency (MHz)	1710.7	1745	1779.3	1711.5	1745	1778.5	1712.5	1745	1777.5
Conducted Power (dBm)	22.42	22.64	22.53	22.47	22.69	22.50	22.46	22.72	22.57
Conducted Power (Watts)	0.1746	0.1837	0.1791	0.1766	0.1858	0.1778	0.1762	0.1871	0.1807
EIRP(dBm)	20.22	20.44	20.33	20.27	20.49	20.30	20.26	20.52	20.37
EIRP(Watts)	0.1052	0.1107	0.1079	0.1064	0.1119	0.1072	0.1062	0.1127	0.1089

LTE Band 66 (GT - LC = -2.2 dB) 64QAM / Ant.0									
Bandwidth	10M			15M			20M		
Channel	132022	132322	132622	132047	132322	132597	132072	132322	132572
	(Low)	(Mid)	(High)	(Low)	(Mid)	(High)	(Low)	(Mid)	(Mid)
Frequency (MHz)	1715	1745	1775	1717.5	1745	1772.5	1720	1745	1770
Conducted Power (dBm)	22.45	22.68	22.57	22.47	22.62	22.57	22.55	22.75	22.64
Conducted Power (Watts)	0.1758	0.1854	0.1807	0.1766	0.1828	0.1807	0.1799	0.1884	0.1837
EIRP(dBm)	20.25	20.48	20.37	20.27	20.42	20.37	20.35	20.55	20.44
EIRP(Watts)	0.1059	0.1117	0.1089	0.1064	0.1102	0.1089	0.1084	0.1135	0.1107



LTE Band 66 (GT - LC = -2.2 dB) 256QAM / Ant.0									
Bandwidth	1.4M			3M			5M		
Channel	131979	132322	132665	131987	132322	132657	131997	132322	132647
	(Low)	(Mid)	(High)	(Low)	(Mid)	(High)	(Low)	(Mid)	(High)
Frequency (MHz)	1710.7	1745	1779.3	1711.5	1745	1778.5	1712.5	1745	1777.5
Conducted Power (dBm)	18.73	18.99	18.89	18.75	18.99	18.84	18.76	19.01	18.86
Conducted Power (Watts)	0.0746	0.0793	0.0774	0.0750	0.0793	0.0766	0.0752	0.0796	0.0769
EIRP(dBm)	16.53	16.79	16.69	16.55	16.79	16.64	16.56	16.81	16.66
EIRP(Watts)	0.0450	0.0478	0.0467	0.0452	0.0478	0.0461	0.0453	0.0480	0.0463

LTE Band 66 (GT - LC = -2.2 dB) 256QAM / Ant.0									
Bandwidth	10M			15M			20M		
Channel	132022	132322	132622	132047	132322	132597	132072	132322	132572
	(Low)	(Mid)	(High)	(Low)	(Mid)	(High)	(Low)	(Mid)	(Mid)
Frequency (MHz)	1715	1745	1775	1717.5	1745	1772.5	1720	1745	1770
Conducted Power (dBm)	18.76	18.96	18.81	18.78	18.99	18.80	22.55	22.75	22.64
Conducted Power (Watts)	0.0752	0.0787	0.0760	0.0755	0.0793	0.0759	0.1799	0.1884	0.1837
EIRP(dBm)	16.56	16.76	16.61	16.58	16.79	16.60	20.35	20.55	20.44
EIRP(Watts)	0.0453	0.0474	0.0458	0.0455	0.0478	0.0457	0.1084	0.1135	0.1107



CA Conducted Output Power & ERP/EIRP

LTE Band CA_5B<Ant.0> :

Combination 10MHz+10MHz (50RB+50RB)								
Channel	Modulation	PCC		SCC		Measured Power	ERP(W)	EIRP(W)
		RB Size	RB offset	RB Size	RB offset			
L	QPSK	1	Max	1	0	22.35	0.0809	0.1327
M	QPSK	1	Max	1	0	22.44	0.0826	0.1355
H	QPSK	1	Max	1	0	22.40	0.0818	0.1343
L	16QAM	1	Max	1	0	22.08	0.0760	0.1247
M	16QAM	1	Max	1	0	22.02	0.0750	0.1230
H	16QAM	1	Max	1	0	21.89	0.0728	0.1194
L	64QAM	1	Max	1	0	21.43	0.0655	0.1074
M	64QAM	1	Max	1	0	21.37	0.0646	0.1059
H	64QAM	1	Max	1	0	21.49	0.0664	0.1089
L	256QAM	1	Max	1	0	20.56	0.0536	0.0879
M	256QAM	1	Max	1	0	20.57	0.0537	0.0881
H	256QAM	1	Max	1	0	20.51	0.0530	0.0869
Combination 10MHz+5MHz (50RB+25RB)								
Channel	Modulation	PCC		SCC		Measured Power	ERP(W)	EIRP(W)
		RB Size	RB offset	RB Size	RB offset			
M	QPSK	1	Max	1	0	22.29	0.0798	0.1309
L	16QAM	1	Max	1	0	21.94	0.0736	0.1208
Combination 5MHz+10MHz (25RB+50RB)								
Channel	Modulation	PCC		SCC		Measured Power	ERP(W)	EIRP(W)
		RB Size	RB offset	RB Size	RB offset			
M	QPSK	1	Max	1	0	22.28	0.0796	0.1306
L	16QAM	1	Max	1	0	21.91	0.0731	0.1199
Combination 5MHz+3MHz (25RB+15RB)								
Channel	Modulation	PCC		SCC		Measured Power	ERP(W)	EIRP(W)
		RB Size	RB offset	RB Size	RB offset			
M	QPSK	1	Max	1	0	22.32	0.0804	0.1318
L	16QAM	1	Max	1	0	22.06	0.0757	0.1242
Combination 3MHz+5MHz (15RB+25RB)								
Channel	Modulation	PCC		SCC		Measured Power	ERP(W)	EIRP(W)
		RB Size	RB offset	RB Size	RB offset			
M	QPSK	1	Max	1	0	22.33	0.0805	0.1321
L	16QAM	1	Max	1	0	21.91	0.0731	0.1199



LTE Band CA_66B<Ant.0> :

Combination 10MHz+10MHz (50RB+50RB)							
Channel	Modulation	PCC		SCC		Measured Power	EIRP(W)
		RB Size	RB offset	RB Size	RB offset		
L	QPSK	1	Max	1	0	23.03	0.1211
M	QPSK	1	Max	1	0	23.15	0.1245
H	QPSK	1	Max	1	0	23.09	0.1227
L	16QAM	1	Max	1	0	22.72	0.1127
M	16QAM	1	Max	1	0	22.83	0.1156
H	16QAM	1	Max	1	0	22.83	0.1156
L	64QAM	1	Max	1	0	21.54	0.0859
M	64QAM	1	Max	1	0	21.55	0.0861
H	64QAM	1	Max	1	0	21.58	0.0867
L	256QAM	1	Max	1	0	19.51	0.0538
M	256QAM	1	Max	1	0	19.56	0.0545
H	256QAM	1	Max	1	0	19.51	0.0538
Combination 15MHz+5MHz (75RB+25RB)							
Channel	Modulation	PCC		SCC		Measured Power	EIRP(W)
		RB Size	RB offset	RB Size	RB offset		
M	QPSK	1	Max	1	0	23.11	0.1233
M	16QAM	1	Max	1	0	22.75	0.1135
Combination 5MHz+15MHz (25RB+75RB)							
Channel	Modulation	PCC		SCC		Measured Power	EIRP(W)
		RB Size	RB offset	RB Size	RB offset		
M	QPSK	1	Max	1	0	23.03	0.1211
M	16QAM	1	Max	1	0	22.65	0.1109
Combination 10MHz+5MHz (50RB+25RB)							
Channel	Modulation	PCC		SCC		Measured Power	EIRP(W)
		RB Size	RB offset	RB Size	RB offset		
M	QPSK	1	Max	1	0	22.99	0.1199
M	16QAM	1	Max	1	0	22.69	0.1119
Combination 5MHz+10MHz (25RB+50RB)							
Channel	Modulation	PCC		SCC		Measured Power	EIRP(W)
		RB Size	RB offset	RB Size	RB offset		
M	QPSK	1	Max	1	0	23.02	0.1208
M	16QAM	1	Max	1	0	22.66	0.1112
Combination 5MHz+5MHz (25RB+25RB)							
Channel	Modulation	PCC		SCC		Measured Power	EIRP(W)
		RB Size	RB offset	RB Size	RB offset		
M	QPSK	1	Max	1	0	23.03	0.1211
M	16QAM	1	Max	1	0	22.69	0.1119



LTE Band CA_66C<Ant.0> :

Combination 20MHz+20MHz (100RB+100RB)							
Channel	Modulation	PCC		SCC		Measured Power	EIRP(W)
		RB Size	RB offset	RB Size	RB offset		
L	QPSK	1	Max	1	0	23.05	0.1216
M	QPSK	1	Max	1	0	23.16	0.1247
H	QPSK	1	Max	1	0	23.09	0.1227
L	16QAM	1	Max	1	0	21.84	0.0920
M	16QAM	1	Max	1	0	22.00	0.0955
H	16QAM	1	Max	1	0	22.02	0.0959
L	64QAM	1	Max	1	0	20.76	0.0718
M	64QAM	1	Max	1	0	20.73	0.0713
H	64QAM	1	Max	1	0	20.69	0.0706
L	256QAM	1	Max	1	0	19.61	0.0551
M	256QAM	1	Max	1	0	19.68	0.0560
H	256QAM	1	Max	1	0	19.53	0.0541
Combination 20MHz+15MHz (100RB+75RB)							
Channel	Modulation	PCC		SCC		Measured Power	EIRP(W)
		RB Size	RB offset	RB Size	RB offset		
M	QPSK	1	Max	1	0	23.09	0.1227
H	16QAM	1	Max	1	0	21.92	0.0938
Combination 15MHz+20MHz (75RB+100RB)							
Channel	Modulation	PCC		SCC		Measured Power	EIRP(W)
		RB Size	RB offset	RB Size	RB offset		
M	QPSK	1	Max	1	0	23.06	0.1219
H	16QAM	1	Max	1	0	22.00	0.0955
Combination 15MHz+15MHz (75RB+75RB)							
Channel	Modulation	PCC		SCC		Measured Power	EIRP(W)
		RB Size	RB offset	RB Size	RB offset		
M	QPSK	1	Max	1	0	23.02	0.1208
H	16QAM	1	Max	1	0	21.93	0.0940
Combination 20MHz+10MHz (100RB+50RB)							
Channel	Modulation	PCC		SCC		Measured Power	EIRP(W)
		RB Size	RB offset	RB Size	RB offset		
M	QPSK	1	Max	1	0	23.12	0.1236
H	16QAM	1	Max	1	0	21.86	0.0925
Combination 10MHz+20MHz (50RB+100RB)							
Channel	Modulation	PCC		SCC		Measured Power	EIRP(W)
		RB Size	RB offset	RB Size	RB offset		
M	QPSK	1	Max	1	0	22.99	0.1199
H	16QAM	1	Max	1	0	21.92	0.0938
Combination 15MHz+10MHz (75RB+50RB)							
Channel	Modulation	PCC		SCC		Measured Power	EIRP(W)
		RB Size	RB offset	RB Size	RB offset		
M	QPSK	1	Max	1	0	23.00	0.1202
H	16QAM	1	Max	1	0	21.90	0.0933



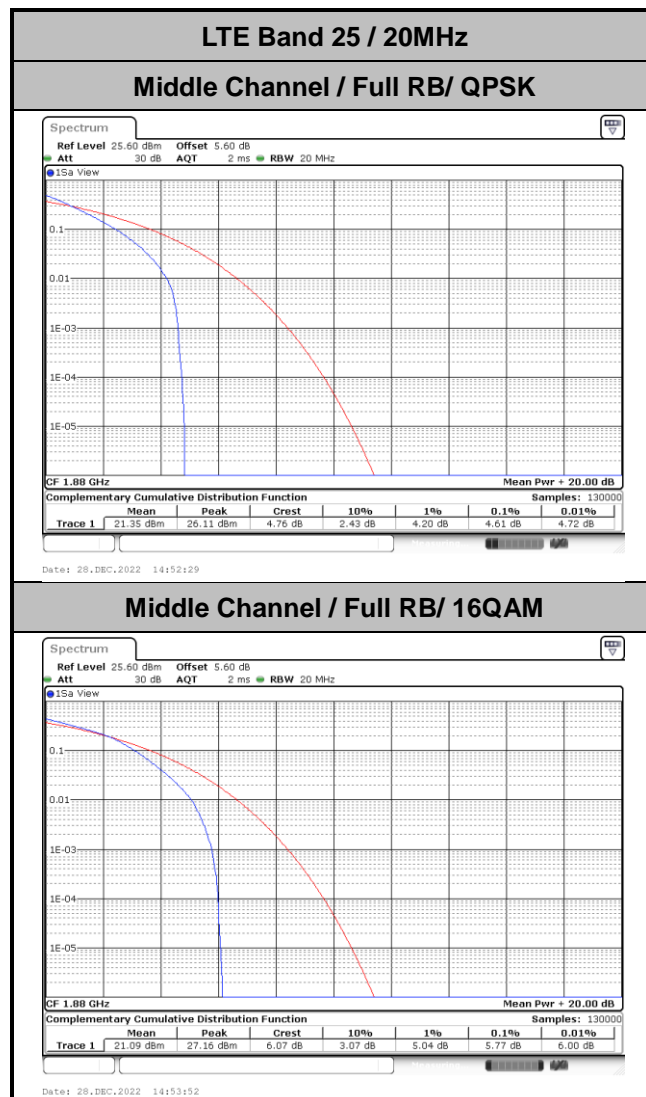
Combination 10MHz+15MHz (50RB+75RB)							
Channel	Modulation	PCC		SCC		Measured Power	EIRP(W)
		RB Size	RB offset	RB Size	RB offset		
M	QPSK	1	Max	1	0	23.09	0.1227
H	16QAM	1	Max	1	0	21.99	0.0953
Combination 20MHz+5MHz (100RB+25RB)							
Channel	Modulation	PCC		SCC		Measured Power	EIRP(W)
		RB Size	RB offset	RB Size	RB offset		
M	QPSK	1	Max	1	0	22.98	0.1197
H	16QAM	1	Max	1	0	21.90	0.0933
Combination 5MHz+20MHz (25RB+100RB)							
Channel	Modulation	PCC		SCC		Measured Power	EIRP(W)
		RB Size	RB offset	RB Size	RB offset		
M	QPSK	1	Max	1	0	22.99	0.1199
H	16QAM	1	Max	1	0	21.86	0.0925

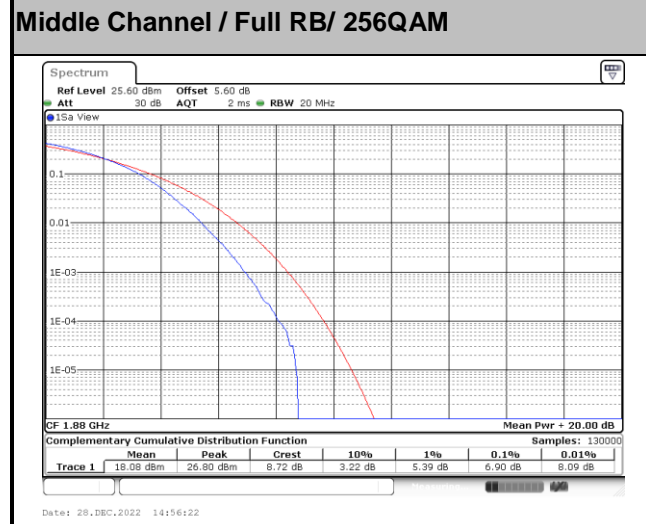
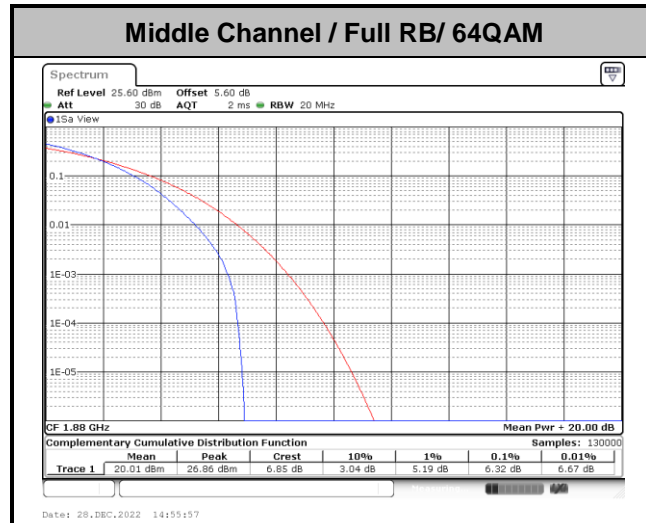


LTE Band 25

Peak-to-Average Ratio

Mode	LTE Band 25 / 20MHz				
Mod.	QPSK	16QAM	64QAM	256QAM	Limit: 13dB
RB Size	Full RB	Full RB	Full RB	Full RB	Result
Middle CH	4.61	5.77	6.32	6.90	PASS







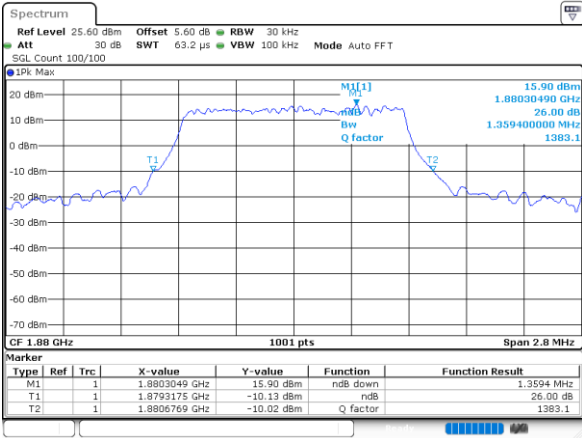
26dB Bandwidth

Mode	LTE Band 25 : 26dB BW(MHz)	
BW	1.4MHz	
Mod.	QPSK	16QAM
Middle CH	1.36	1.31
BW	3MHz	
Mod.	QPSK	16QAM
Middle CH	3.10	3.12
BW	5MHz	
Mod.	QPSK	16QAM
Middle CH	5.13	4.93
BW	10MHz	
Mod.	QPSK	16QAM
Middle CH	10.03	9.69
BW	15MHz	
Mod.	QPSK	16QAM
Middle CH	14.30	14.84
BW	20MHz	
Mod.	QPSK	16QAM
Middle CH	20.18	20.14



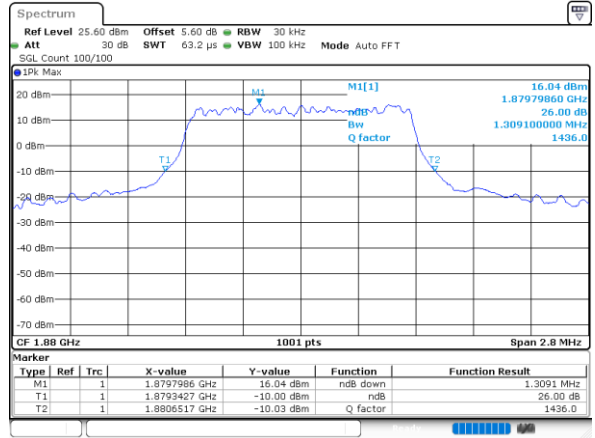
LTE Band 25

Middle Channel / 1.4MHz / QPSK



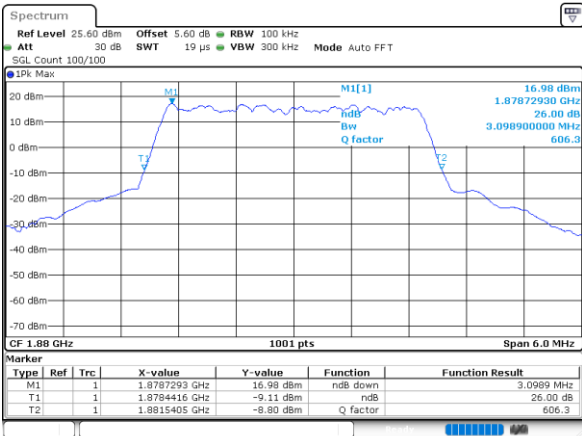
Date: 28, DEC, 2022 14:20:03

Middle Channel / 1.4MHz / 16QAM



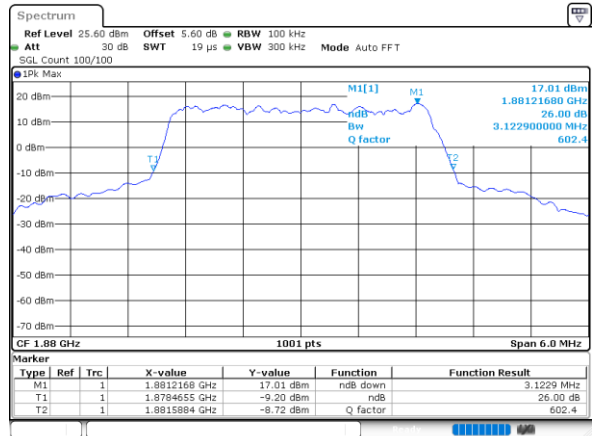
Date: 28, DEC, 2022 14:21:08

Middle Channel / 3MHz / QPSK



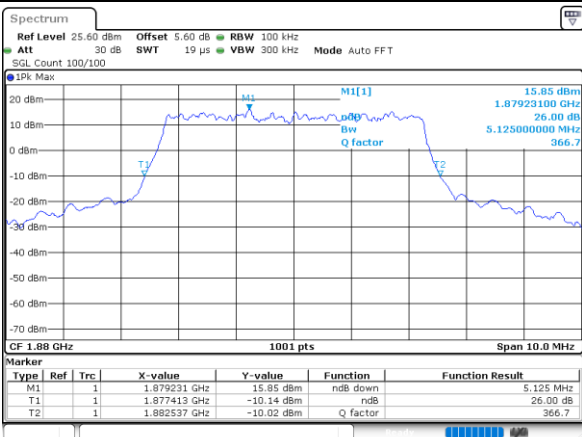
Date: 28, DEC, 2022 14:22:56

Middle Channel / 3MHz / 16QAM



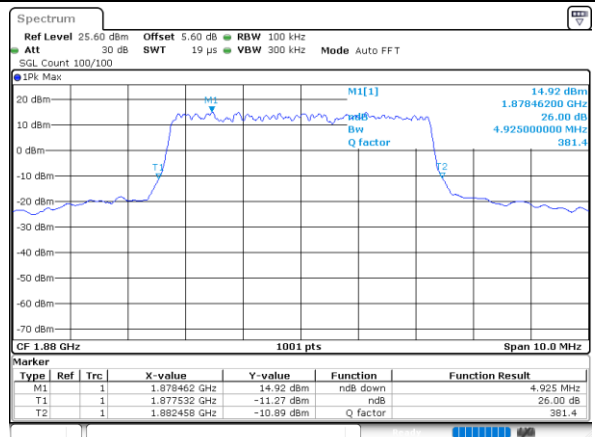
Date: 28, DEC, 2022 14:22:03

Middle Channel / 5MHz / QPSK



Date: 28, DEC, 2022 14:35:39

Middle Channel / 5MHz / 16QAM

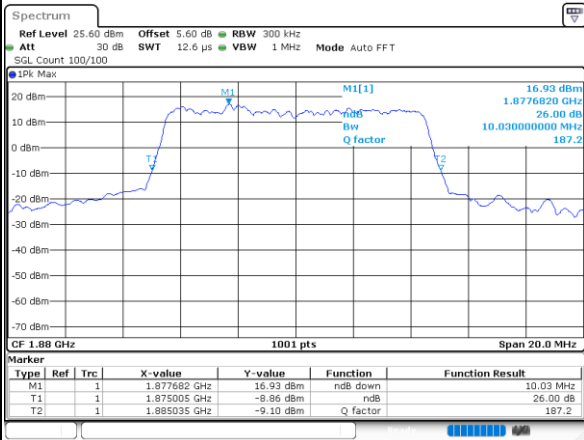


Date: 28, DEC, 2022 14:36:25



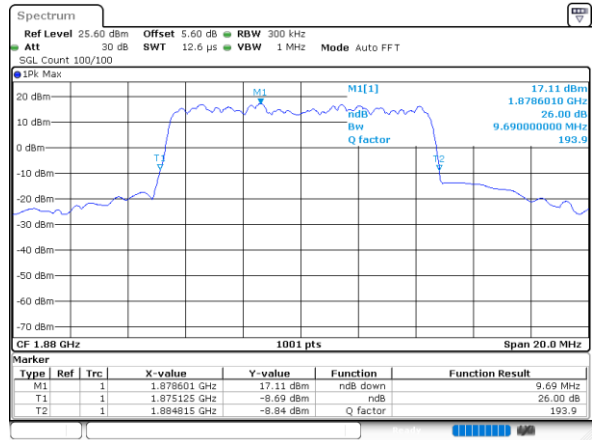
LTE Band 25

Middle Channel / 10MHz / QPSK



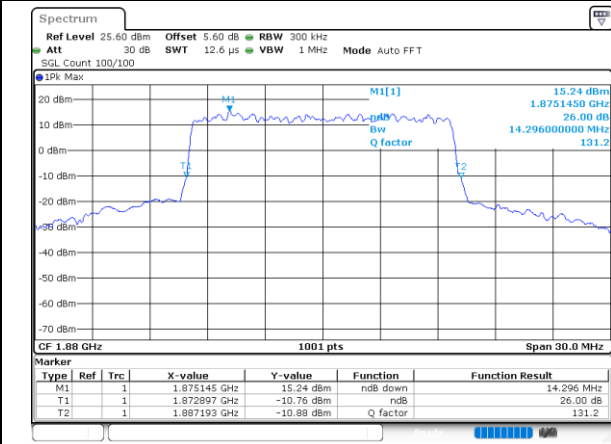
Date: 28.DEC.2022 14:39:12

Middle Channel / 10MHz / 16QAM



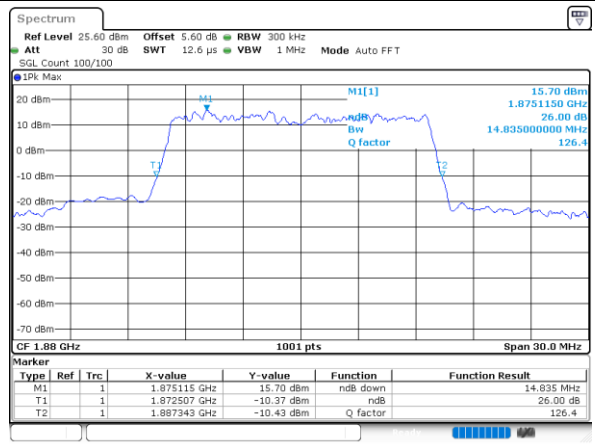
Date: 28.DEC.2022 14:39:55

Middle Channel / 15MHz / QPSK



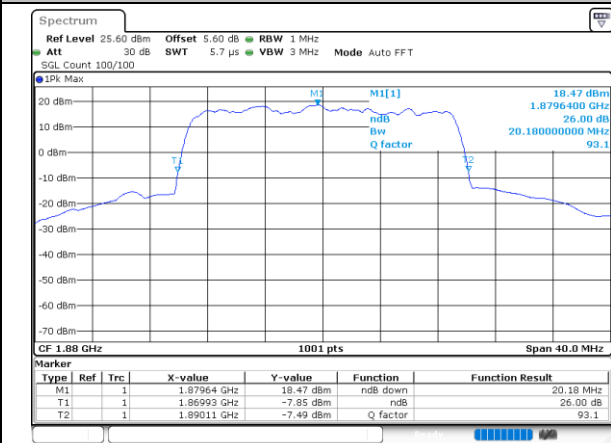
Date: 28.DEC.2022 14:46:33

Middle Channel / 15MHz / 16QAM



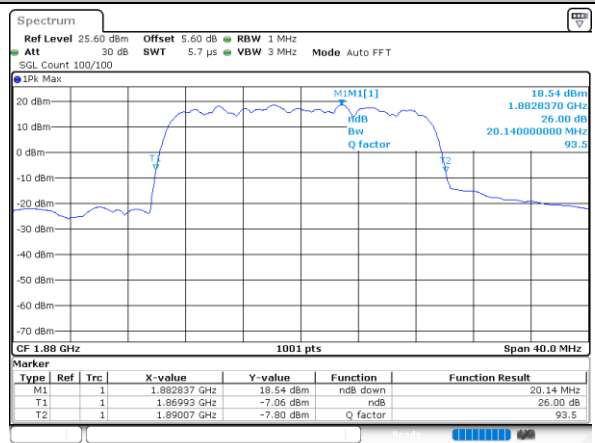
Date: 28.DEC.2022 14:47:19

Middle Channel / 20MHz / QPSK



Date: 28.DEC.2022 14:53:19

Middle Channel / 20MHz / 16QAM



Date: 28.DEC.2022 14:55:31



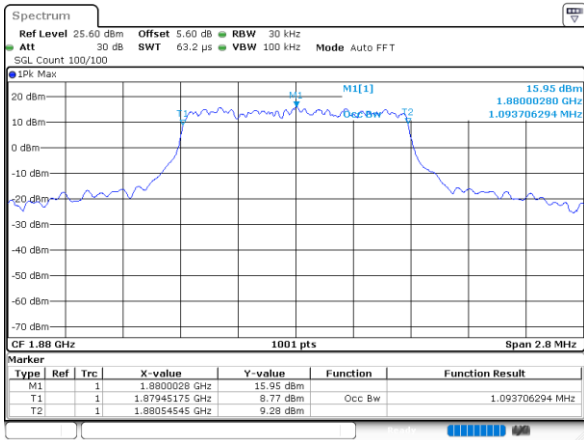
Occupied Bandwidth

Mode	LTE Band 25 : 99%OBW(MHz)	
BW	1.4MHz	
Mod.	QPSK	16QAM
Middle CH	1.09	1.10
BW	3MHz	
Mod.	QPSK	16QAM
Middle CH	2.75	2.74
BW	5MHz	
Mod.	QPSK	16QAM
Middle CH	4.50	4.50
BW	10MHz	
Mod.	QPSK	16QAM
Middle CH	9.07	9.13
BW	15MHz	
Mod.	QPSK	16QAM
Middle CH	13.40	13.55
BW	20MHz	
Mod.	QPSK	16QAM
Middle CH	18.46	18.26



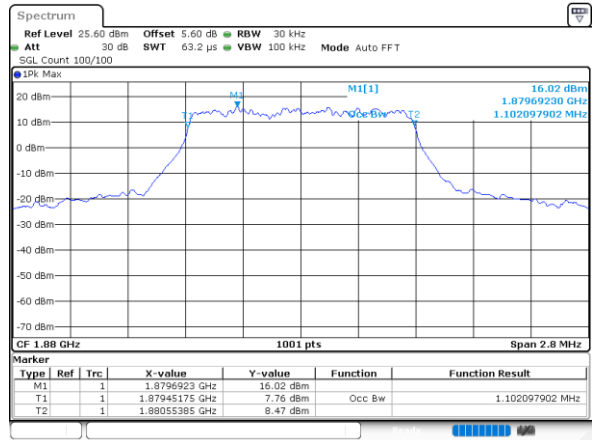
LTE Band 25

Middle Channel / 1.4MHz / QPSK



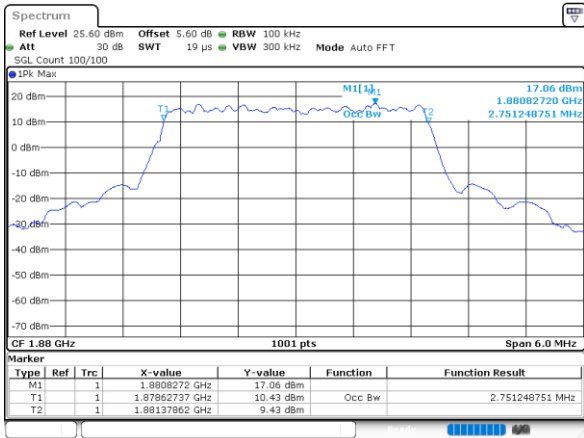
Date: 28. DEC. 2022 14:19:39

Middle Channel / 1.4MHz / 16QAM



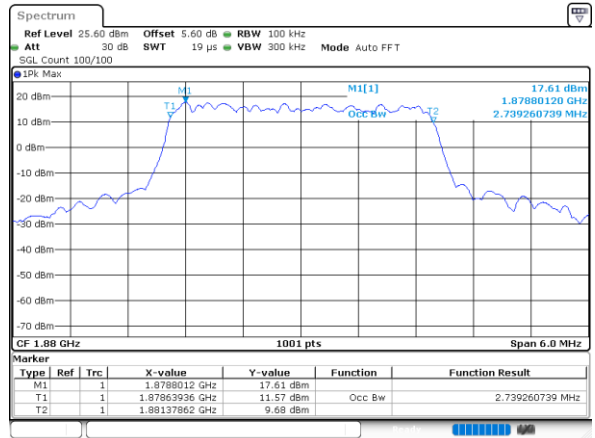
Date: 28. DEC. 2022 14:20:46

Middle Channel / 3MHz / QPSK



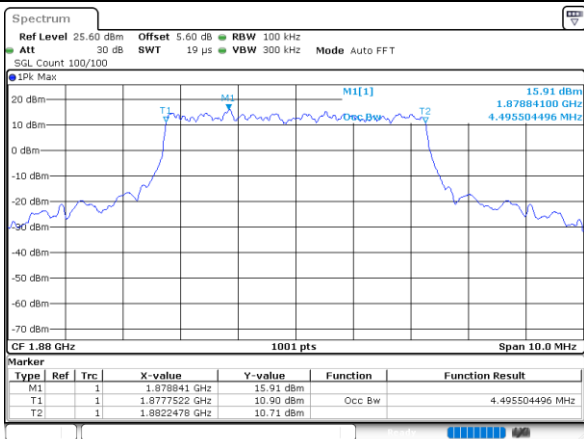
Date: 28. DEC. 2022 14:22:26

Middle Channel / 3MHz / 16QAM



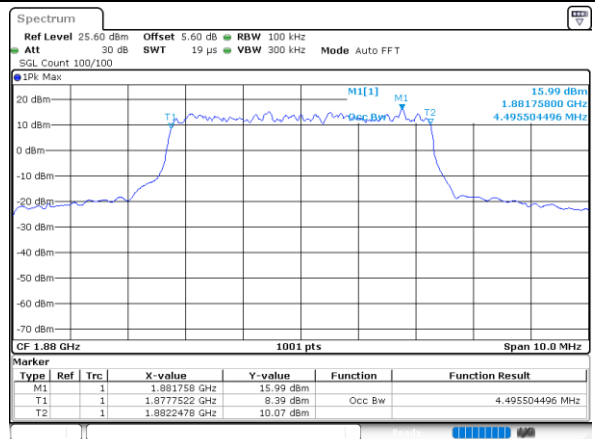
Date: 28. DEC. 2022 14:21:40

Middle Channel / 5MHz / QPSK



Date: 28. DEC. 2022 14:35:17

Middle Channel / 5MHz / 16QAM

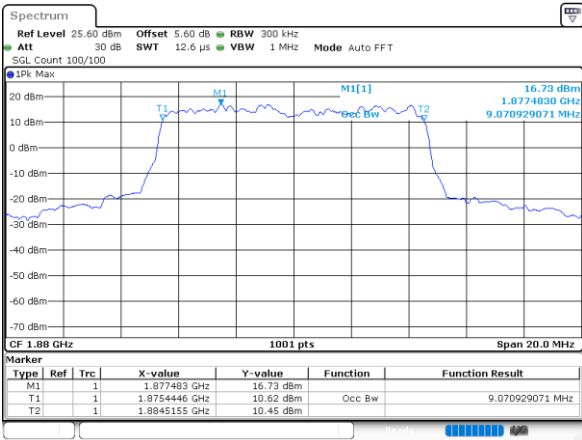


Date: 28. DEC. 2022 14:36:04



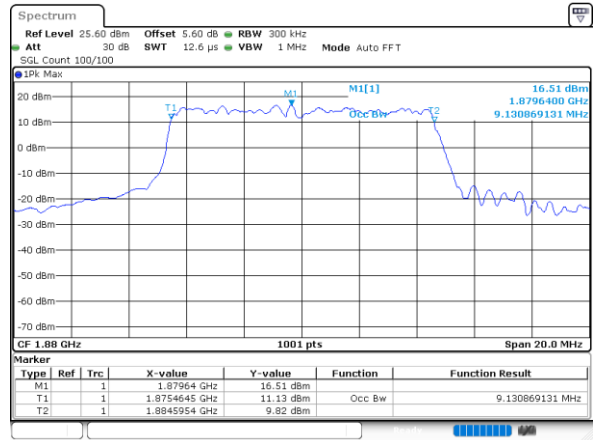
LTE Band 25

Middle Channel / 10MHz / QPSK



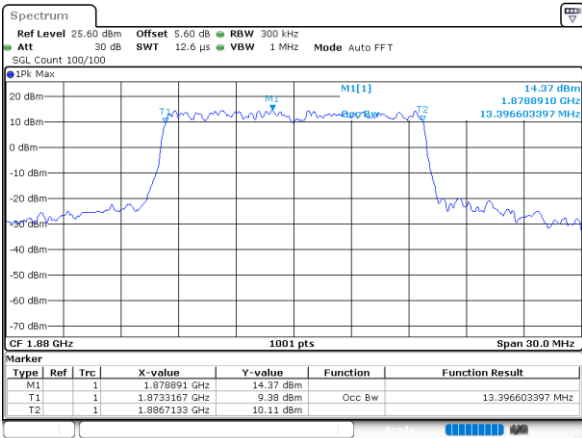
Date: 28. DEC. 2022 14:38:53

Middle Channel / 10MHz / 16QAM



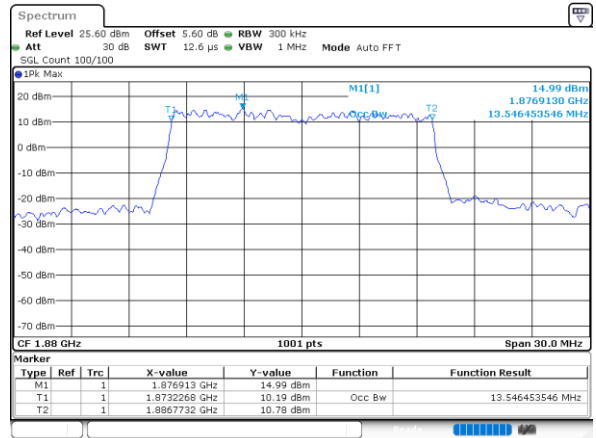
Date: 28. DEC. 2022 14:39:33

Middle Channel / 15MHz / QPSK



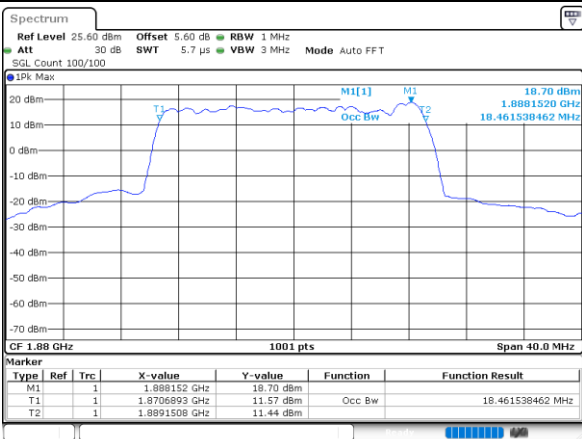
Date: 28. DEC. 2022 14:46:11

Middle Channel / 15MHz / 16QAM



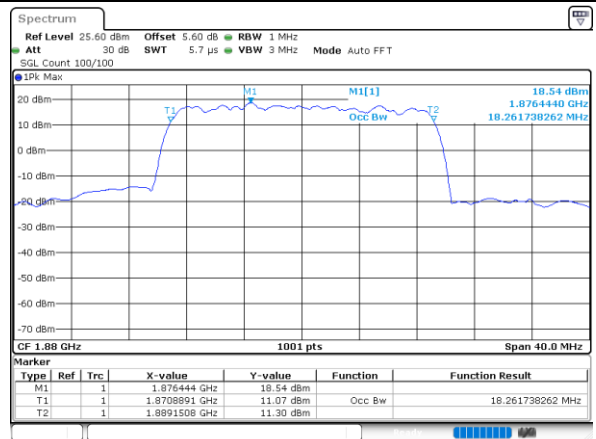
Date: 28. DEC. 2022 14:46:56

Middle Channel / 20MHz / QPSK



Date: 28. DEC. 2022 14:52:54

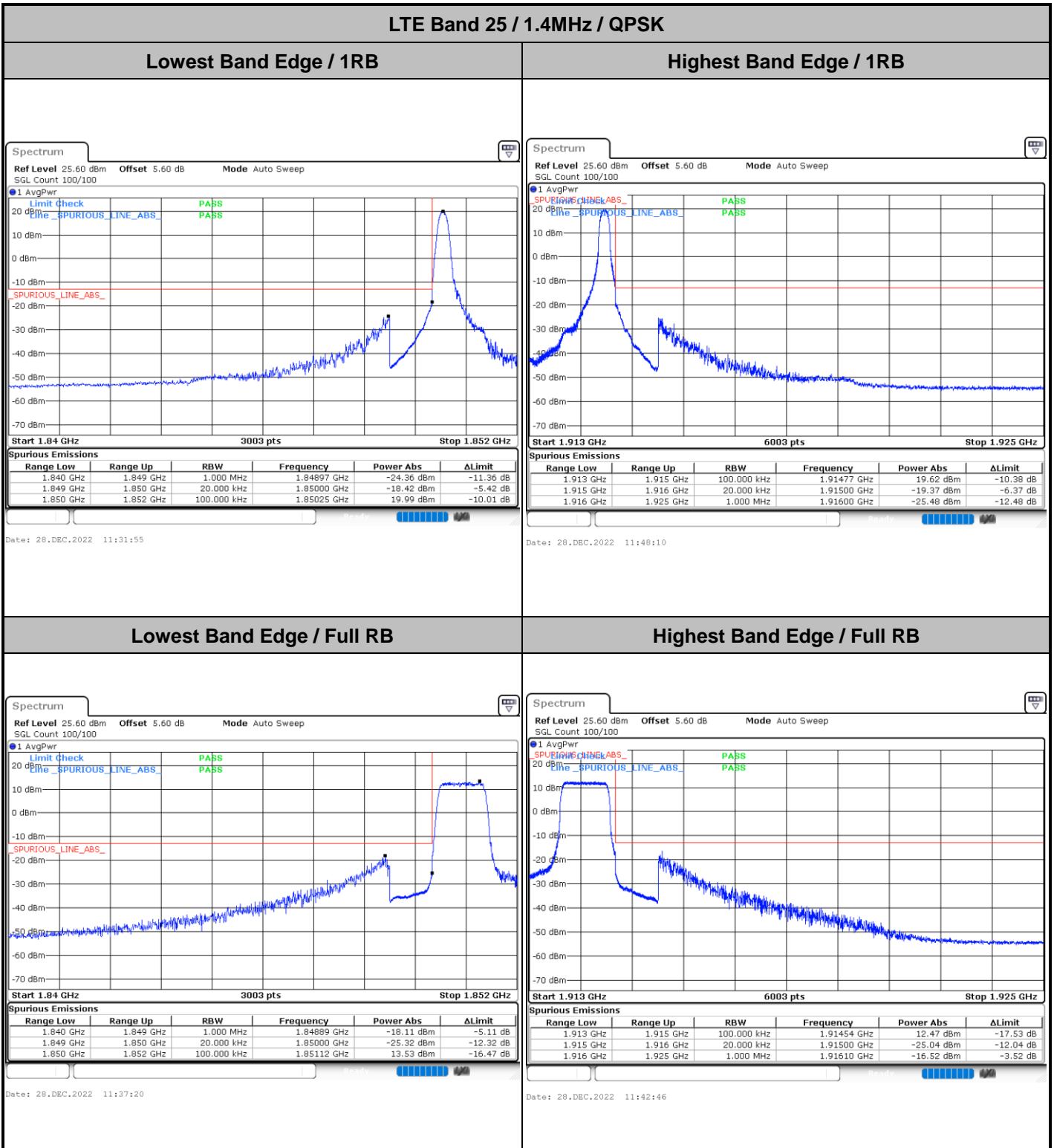
Middle Channel / 20MHz / 16QAM



Date: 28. DEC. 2022 14:55:08



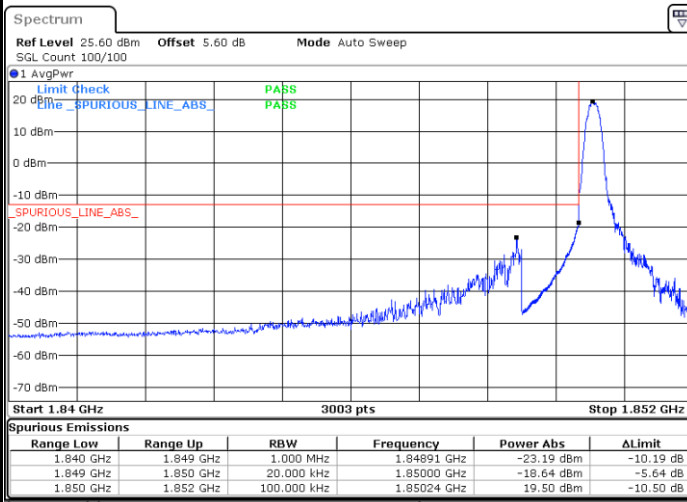
Conducted Band Edge





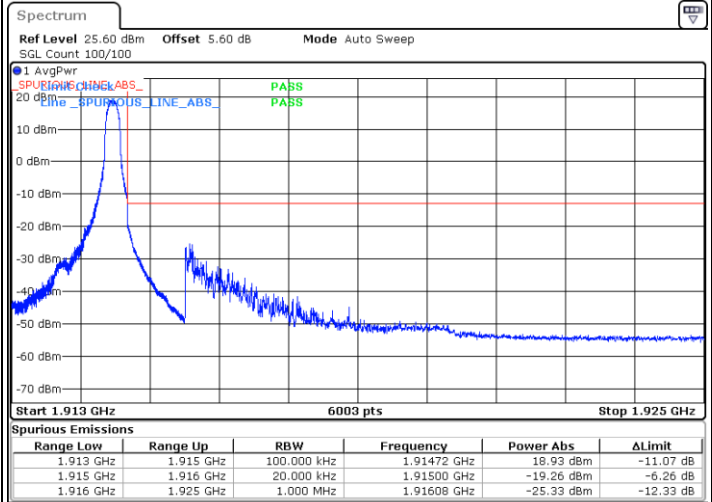
LTE Band 25 / 1.4MHz / 16QAM

Lowest Band Edge / 1 RB



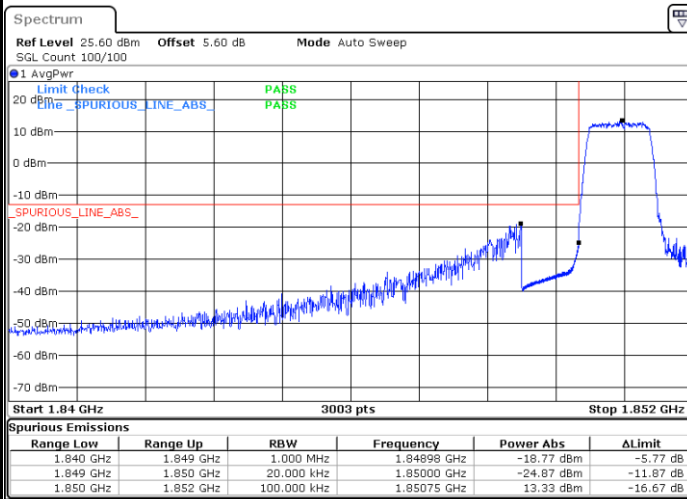
Date: 28.DEC.2022 11:33:15

Highest Band Edge / 1 RB



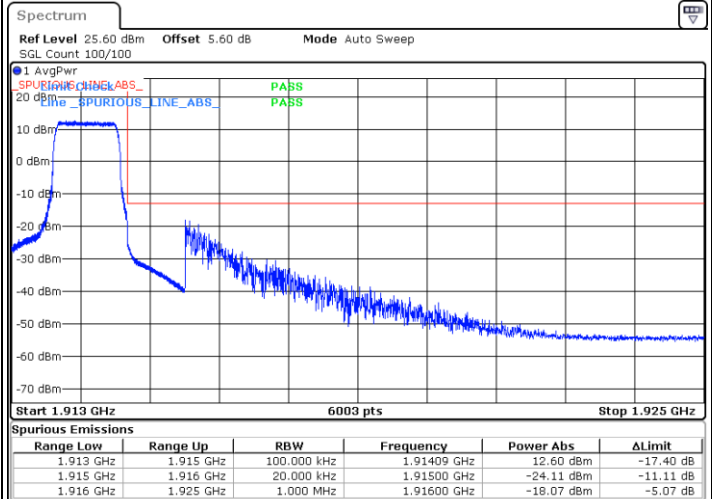
Date: 28.DEC.2022 11:49:31

Lowest Band Edge / Full RB



Date: 28.DEC.2022 11:38:40

Highest Band Edge / Full RB

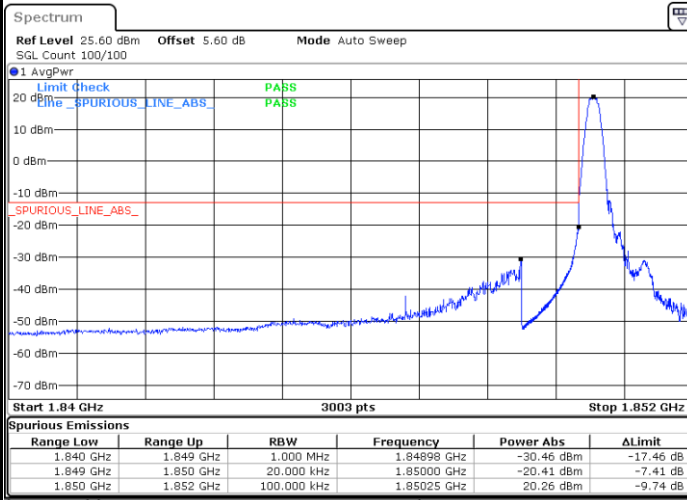


Date: 28.DEC.2022 11:44:07



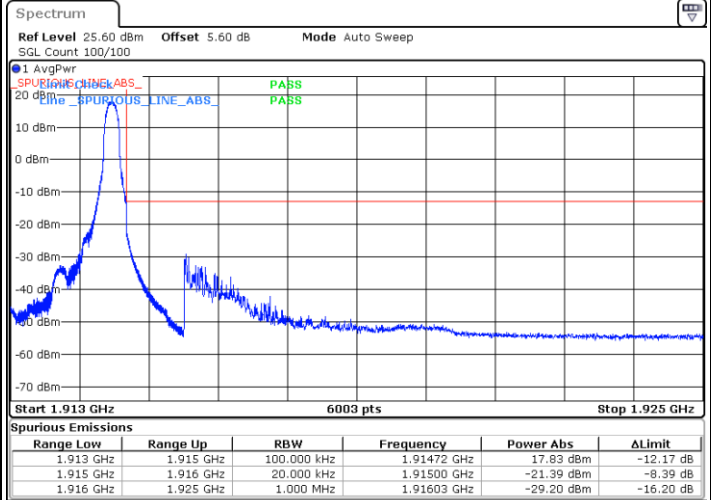
LTE Band 25 / 1.4MHz / 64QAM

Lowest Band Edge / 1 RB



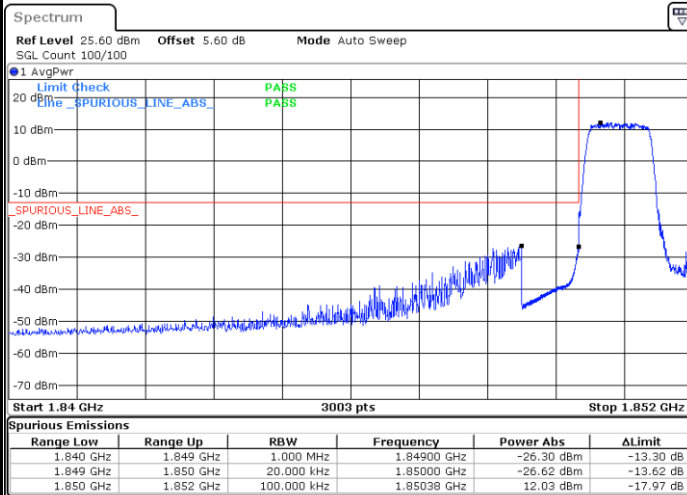
Date: 28.DEC.2022 11:34:35

Highest Band Edge / 1 RB



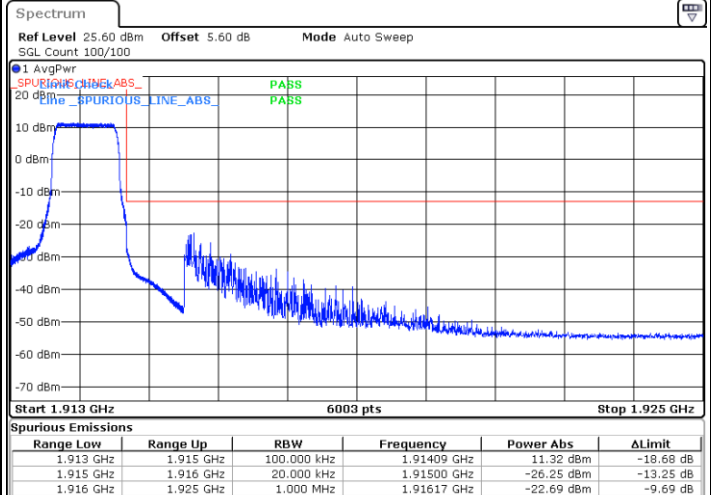
Date: 28.DEC.2022 11:50:51

Lowest Band Edge / Full RB



Date: 28.DEC.2022 11:40:01

Highest Band Edge / Full RB

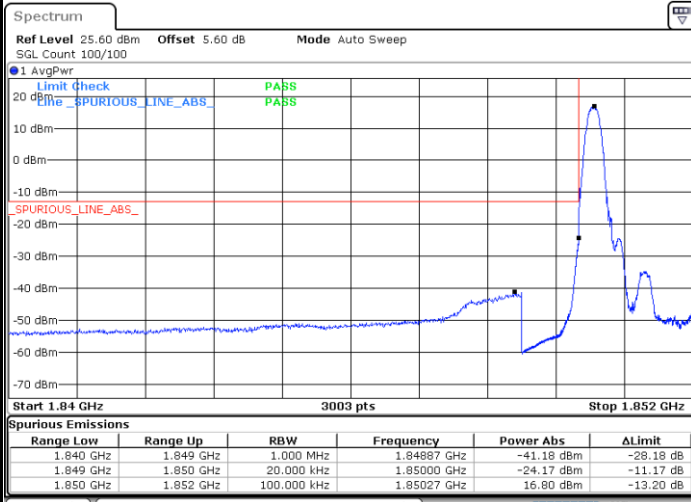


Date: 28.DEC.2022 11:45:27



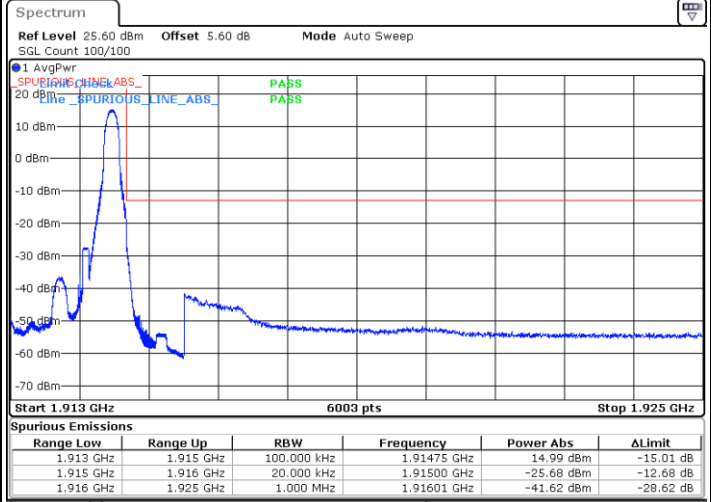
LTE Band 25 / 1.4MHz / 256QAM

Lowest Band Edge / 1 RB



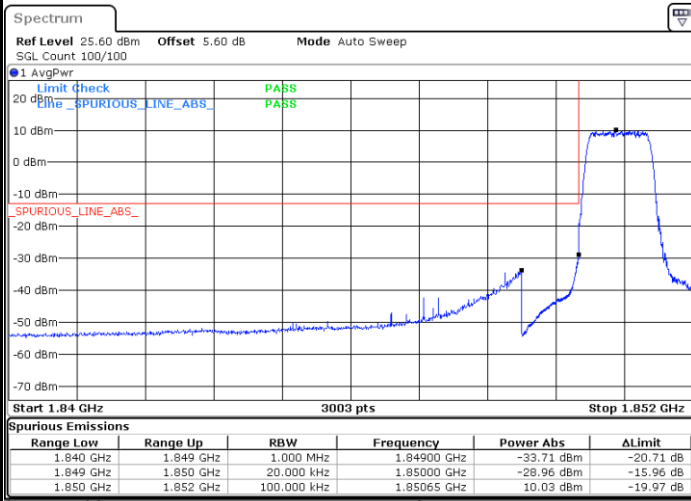
Date: 28.DEC.2022 11:35:56

Highest Band Edge / 1 RB



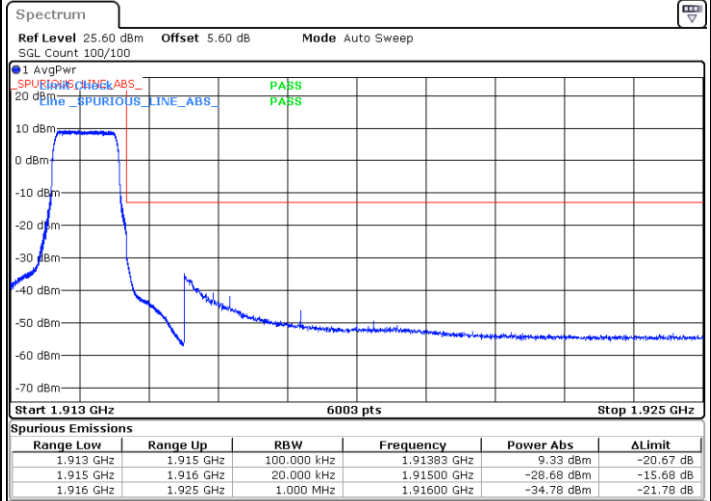
Date: 28.DEC.2022 11:52:11

Lowest Band Edge / Full RB



Date: 28.DEC.2022 11:41:22

Highest Band Edge / Full RB

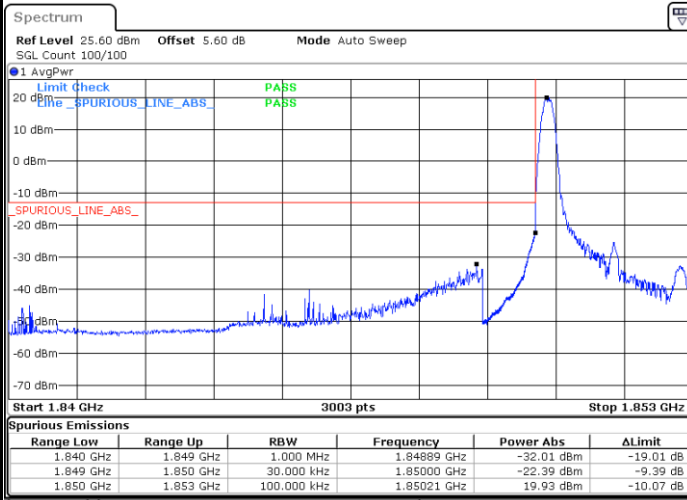


Date: 28.DEC.2022 11:46:47



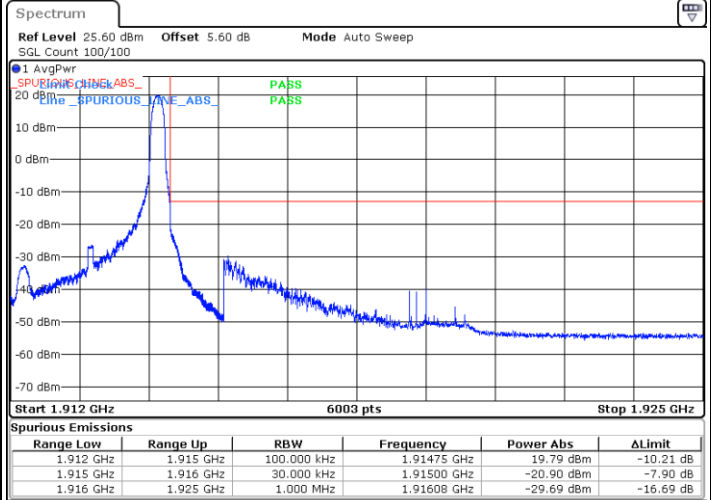
LTE Band 25 / 3MHz / QPSK

Lowest Band Edge / 1RB



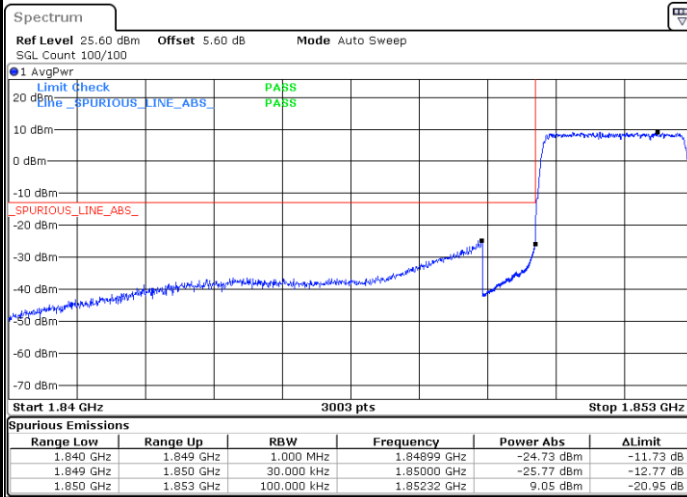
Date: 28.DEC.2022 12:35:25

Highest Band Edge / 1 RB



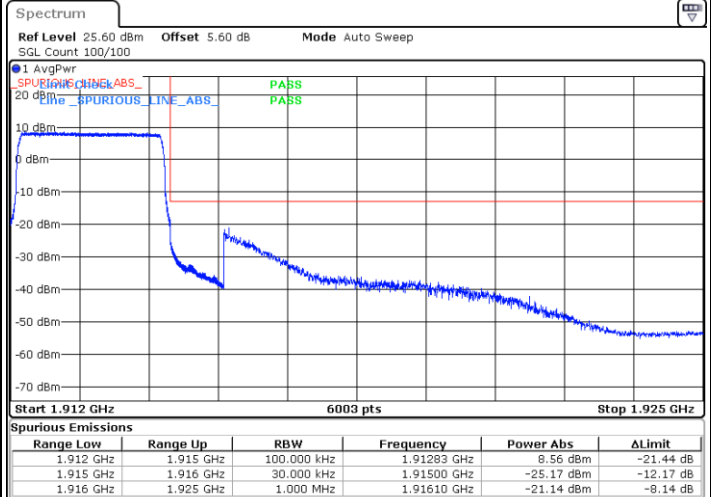
Date: 28.DEC.2022 12:51:37

Lowest Band Edge / Full RB



Date: 28.DEC.2022 12:40:48

Highest Band Edge / Full RB

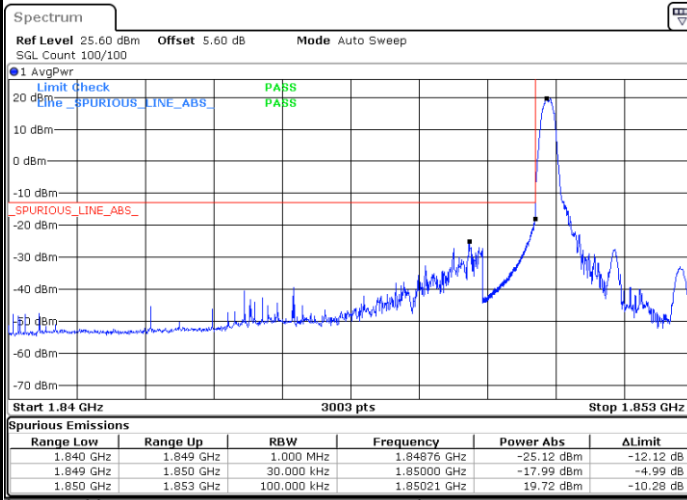


Date: 28.DEC.2022 12:46:12



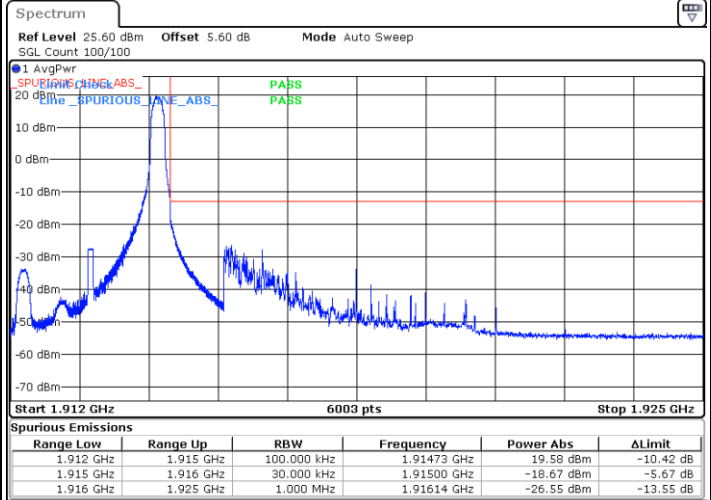
LTE Band 25 / 3MHz / 16QAM

Lowest Band Edge / 1 RB



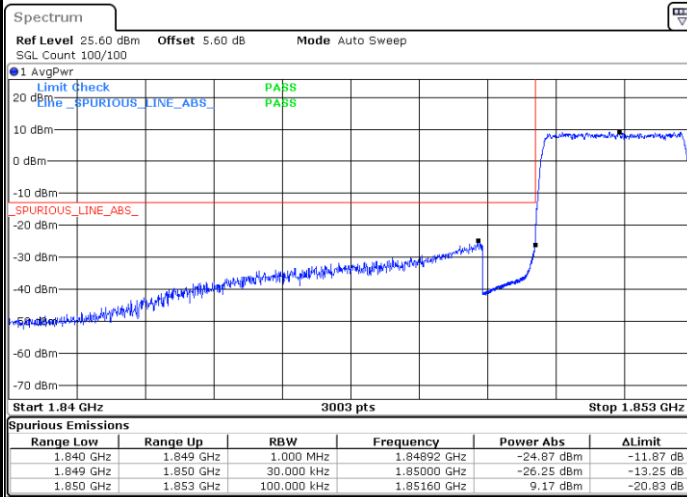
Date: 28.DEC.2022 12:36:45

Highest Band Edge / 1 RB



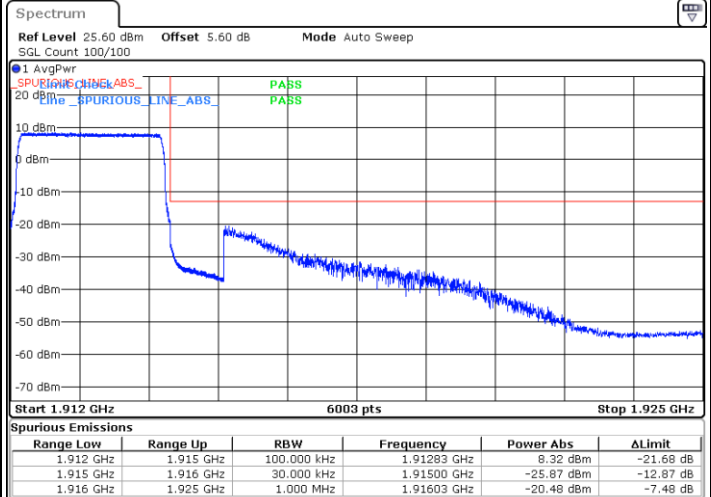
Date: 28.DEC.2022 12:52:58

Lowest Band Edge / Full RB



Date: 28.DEC.2022 12:42:08

Highest Band Edge / Full RB

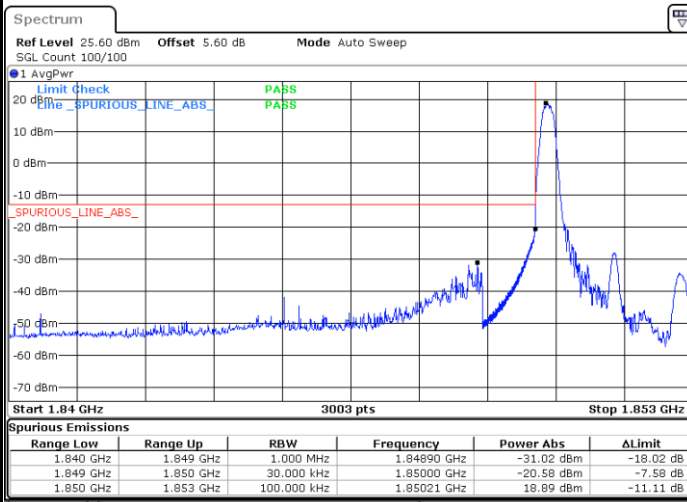


Date: 28.DEC.2022 12:47:33



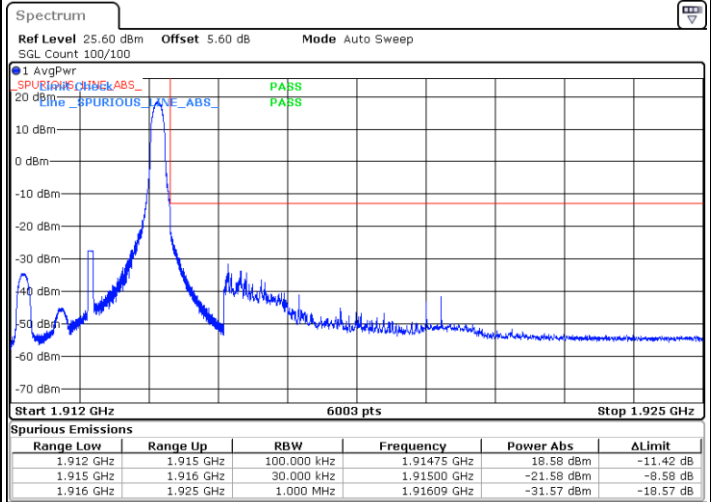
LTE Band 25 / 3MHz / 64QAM

Lowest Band Edge / 1 RB



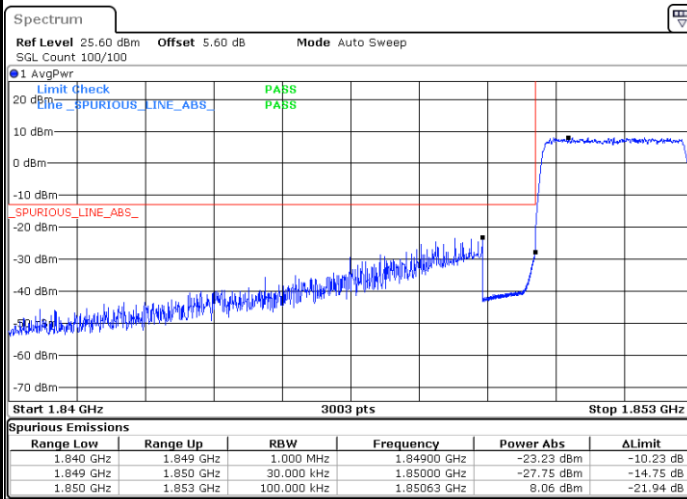
Date: 28.DEC.2022 12:38:05

Highest Band Edge / 1 RB



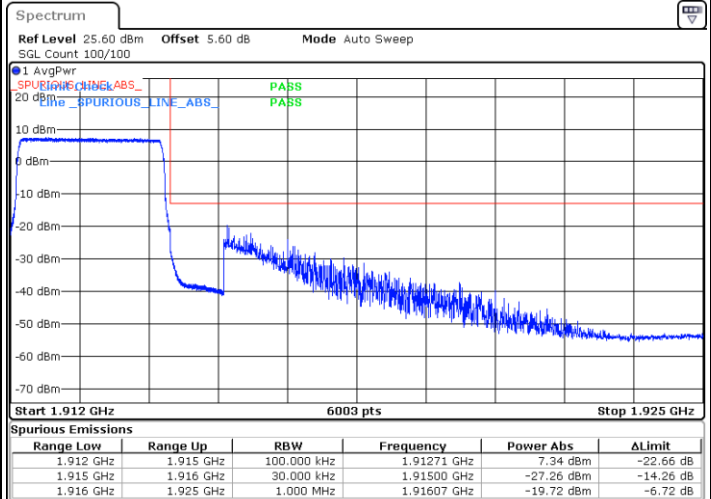
Date: 28.DEC.2022 12:54:18

Lowest Band Edge / Full RB



Date: 28.DEC.2022 12:43:29

Highest Band Edge / Full RB

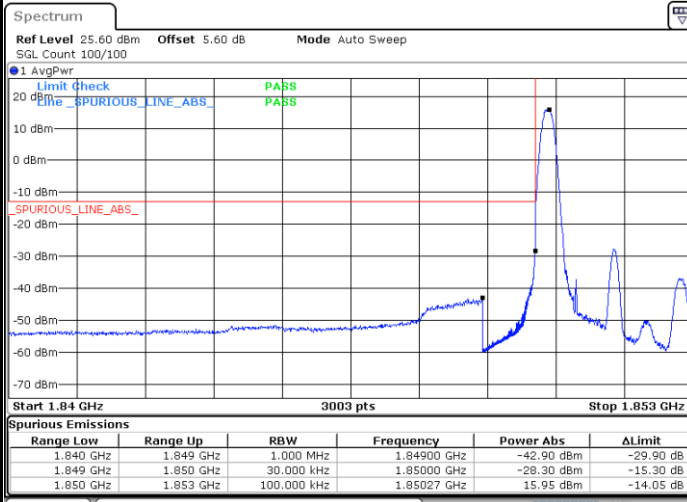


Date: 28.DEC.2022 12:48:54



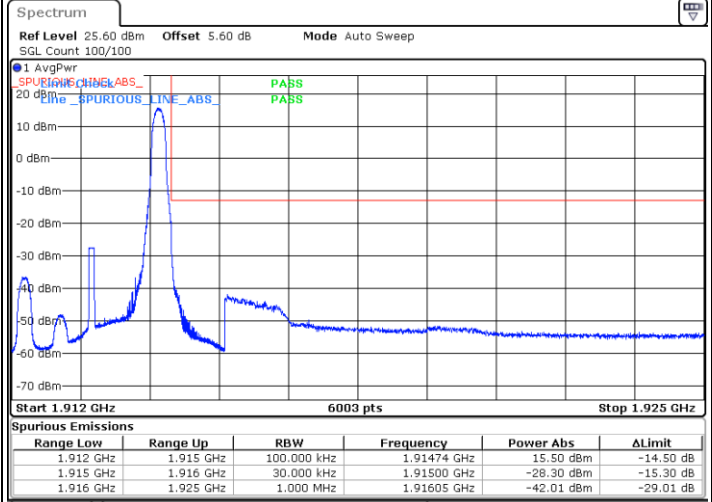
LTE Band 25 / 3MHz / 256QAM

Lowest Band Edge / 1 RB



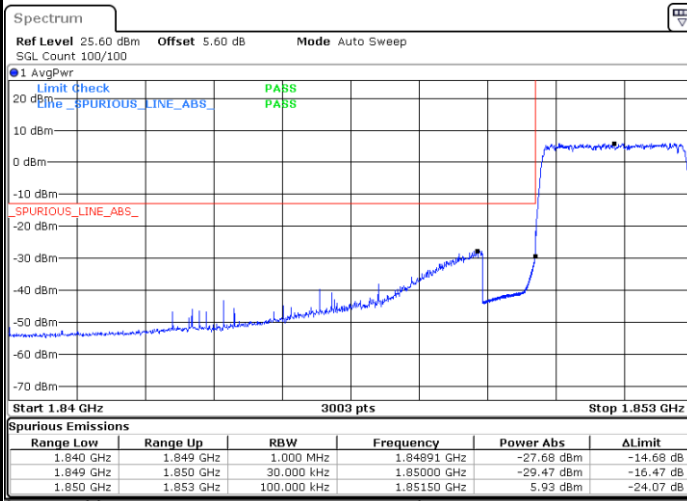
Date: 28.DEC.2022 12:39:25

Highest Band Edge / 1 RB



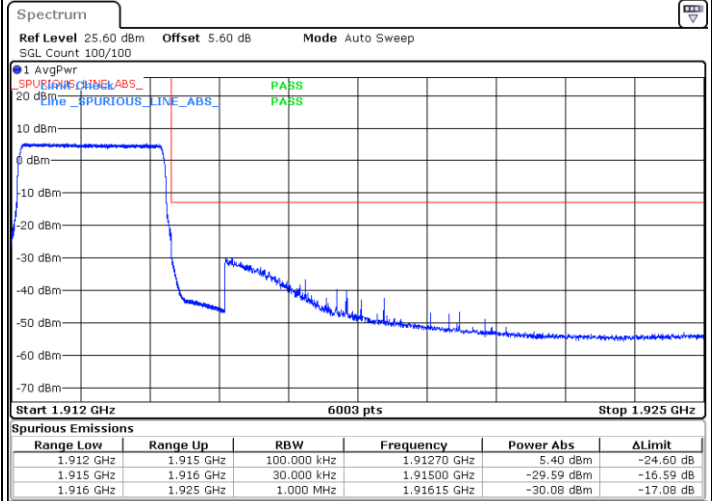
Date: 28.DEC.2022 12:55:38

Lowest Band Edge / Full RB



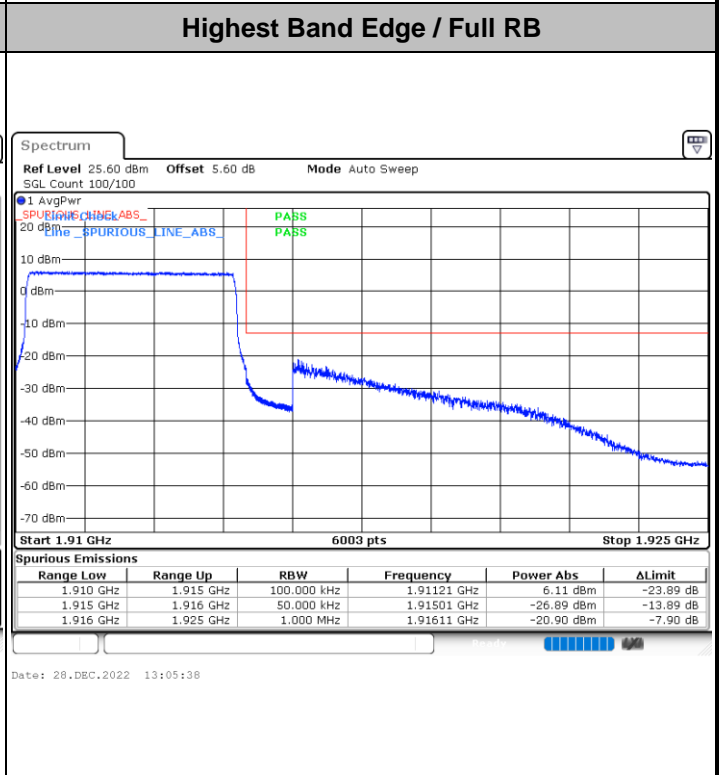
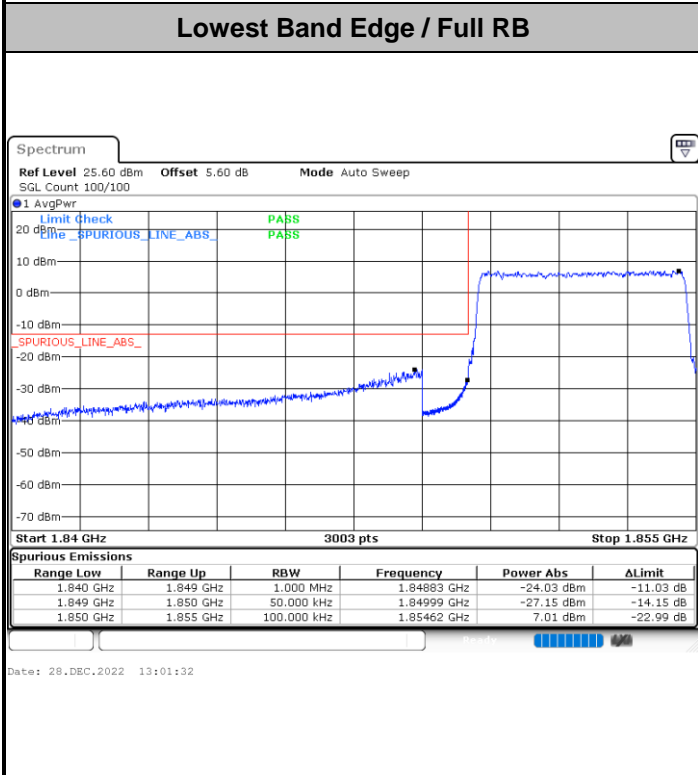
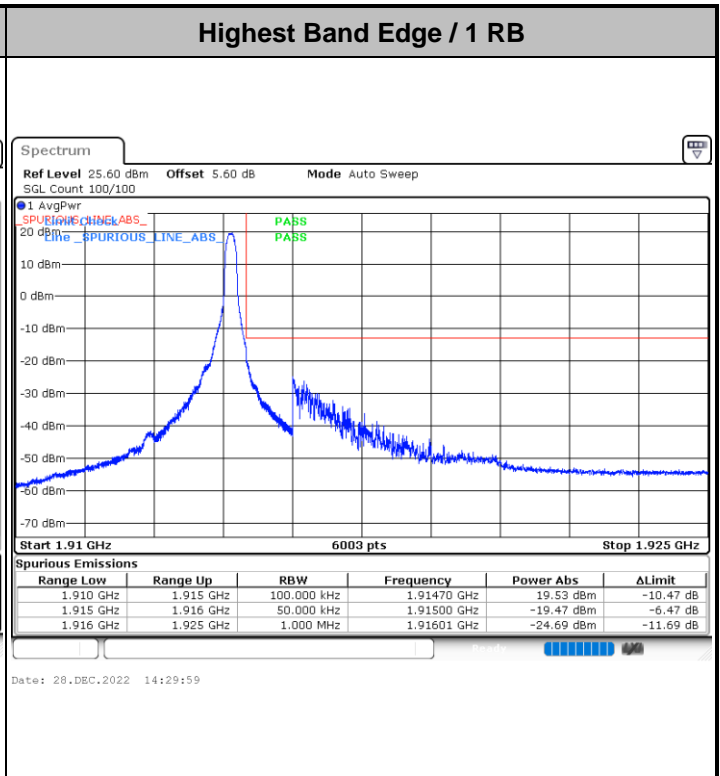
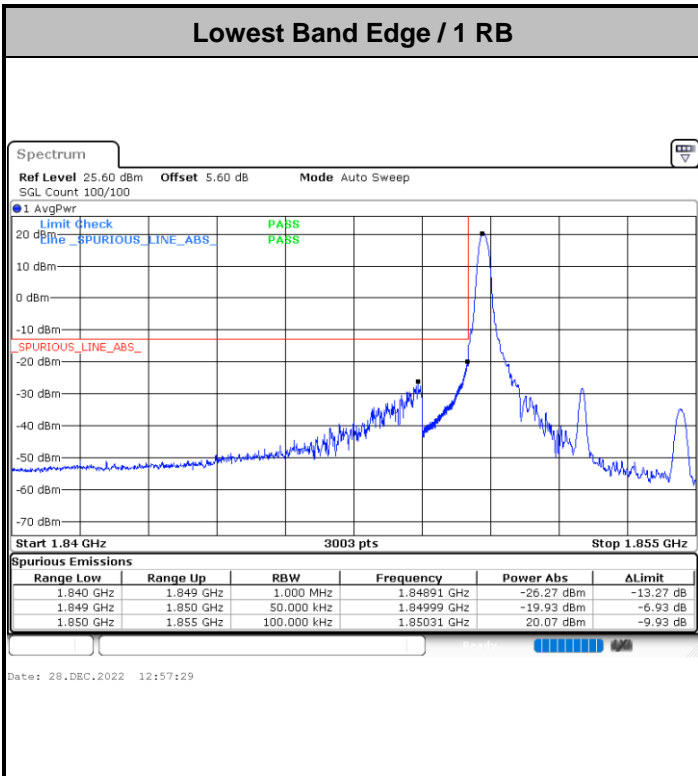
Date: 28.DEC.2022 12:44:49

Highest Band Edge / Full RB



Date: 28.DEC.2022 12:50:14

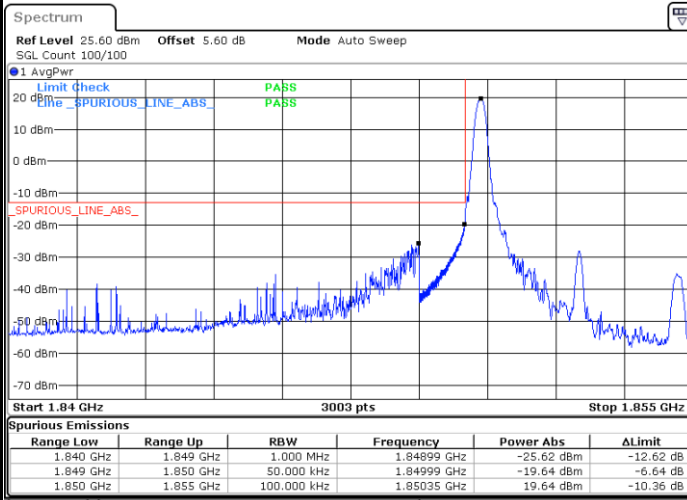
LTE Band 25 / 5MHz / QPSK





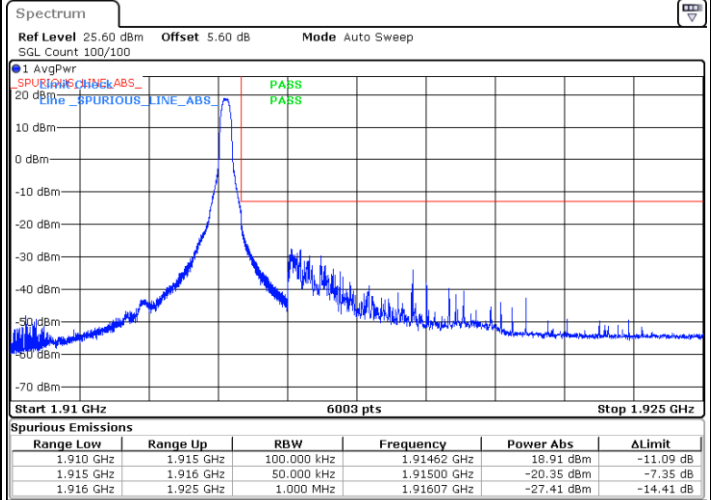
LTE Band 25 / 5MHz / 16QAM

Lowest Band Edge / 1RB



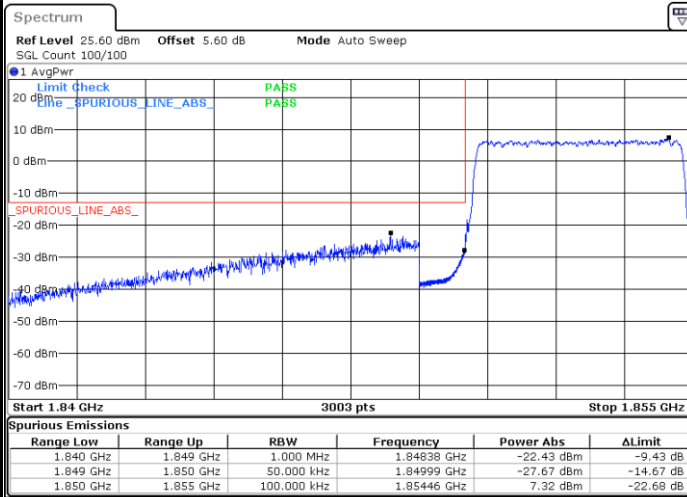
Date: 28.DEC.2022 12:58:29

Highest Band Edge / 1 RB



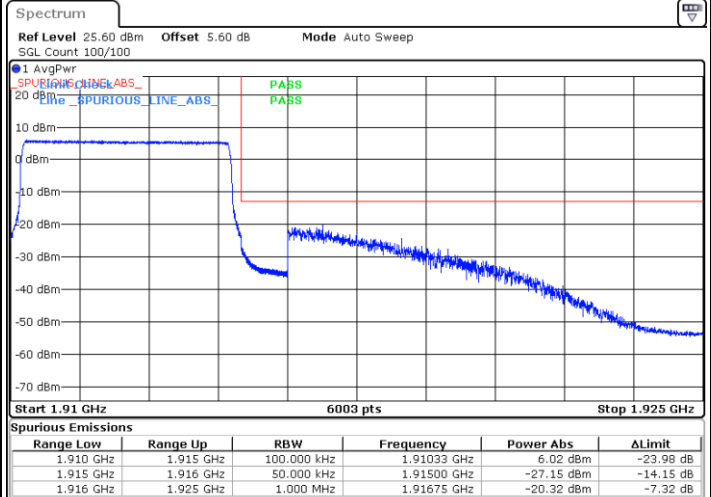
Date: 28.DEC.2022 14:30:45

Lowest Band Edge / Full RB



Date: 28.DEC.2022 13:02:33

Highest Band Edge / Full RB

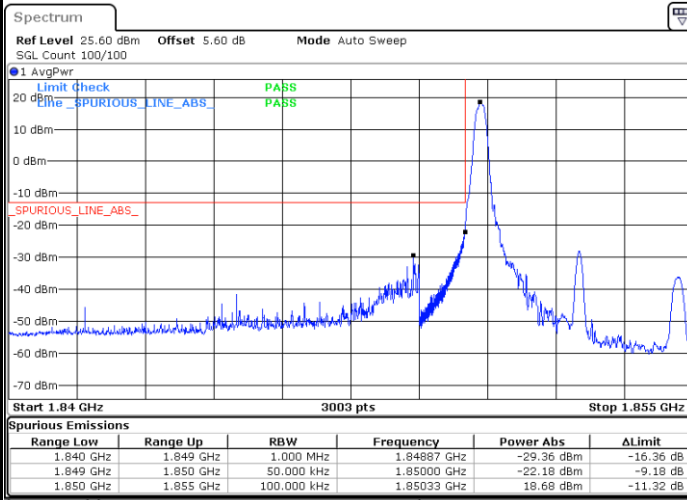


Date: 28.DEC.2022 13:06:39



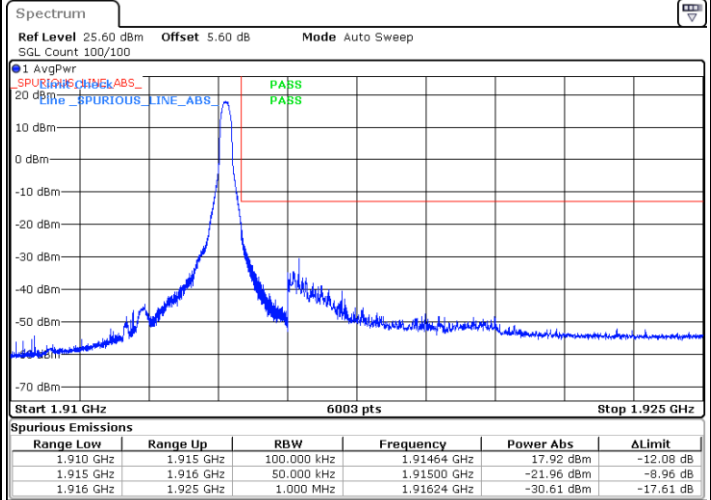
LTE Band 25 / 5MHz / 64QAM

Lowest Band Edge / 1RB



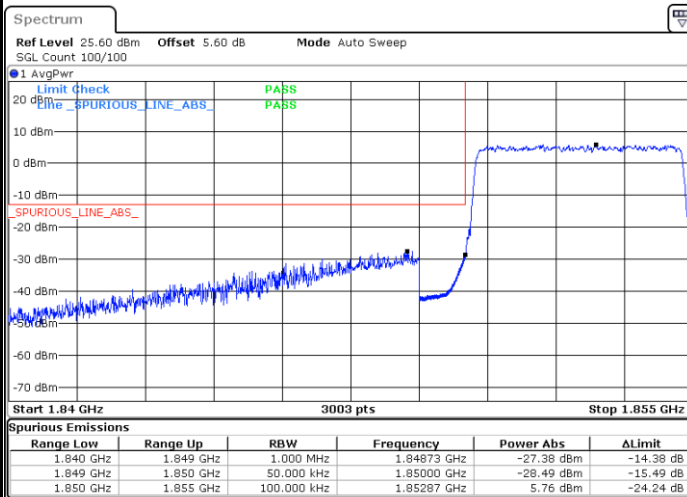
Date: 28.DEC.2022 12:59:29

Highest Band Edge / 1 RB



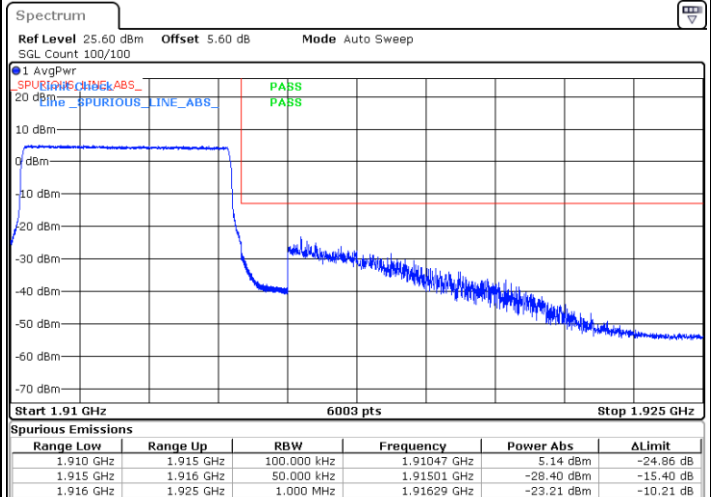
Date: 28.DEC.2022 14:31:39

Lowest Band Edge / Full RB



Date: 28.DEC.2022 13:03:34

Highest Band Edge / Full RB

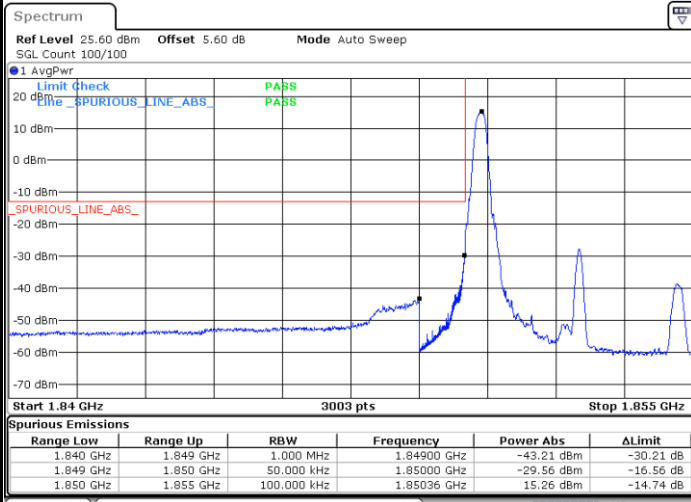


Date: 28.DEC.2022 13:07:39



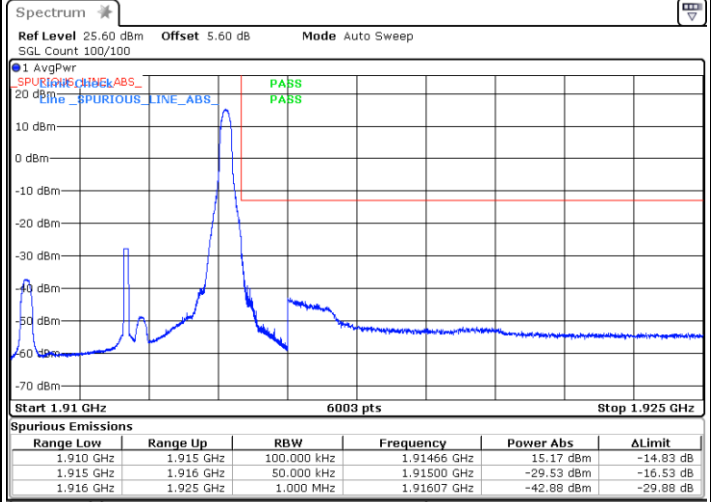
LTE Band 25 / 5MHz / 256QAM

Lowest Band Edge / 1RB



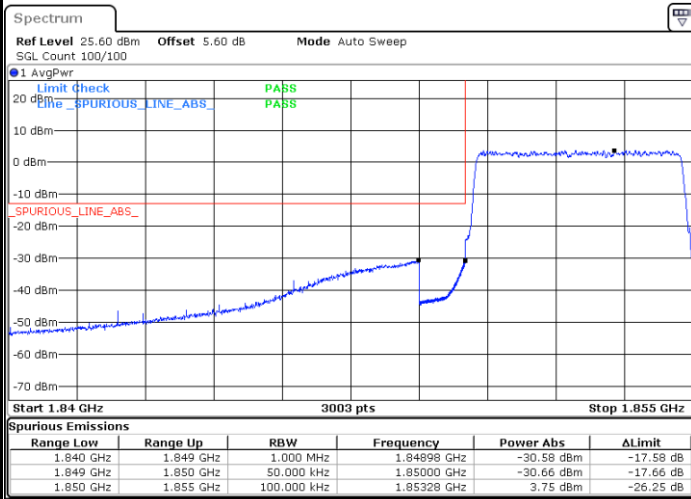
Date: 28.DEC.2022 13:00:29

Highest Band Edge / 1 RB



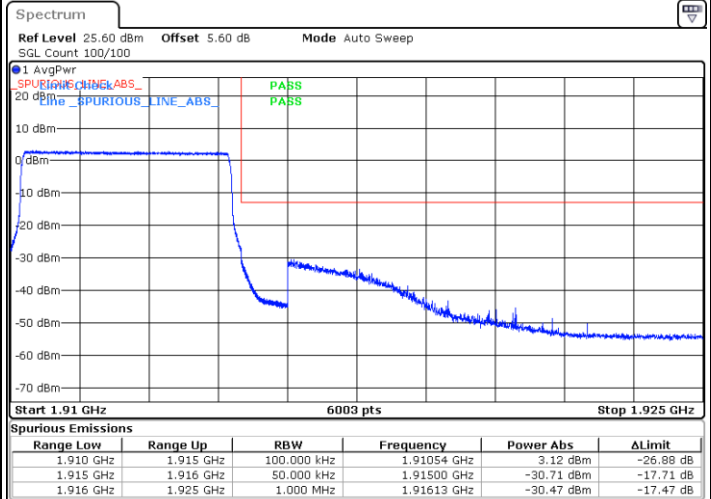
Date: 28.DEC.2022 14:32:51

Lowest Band Edge / Full RB



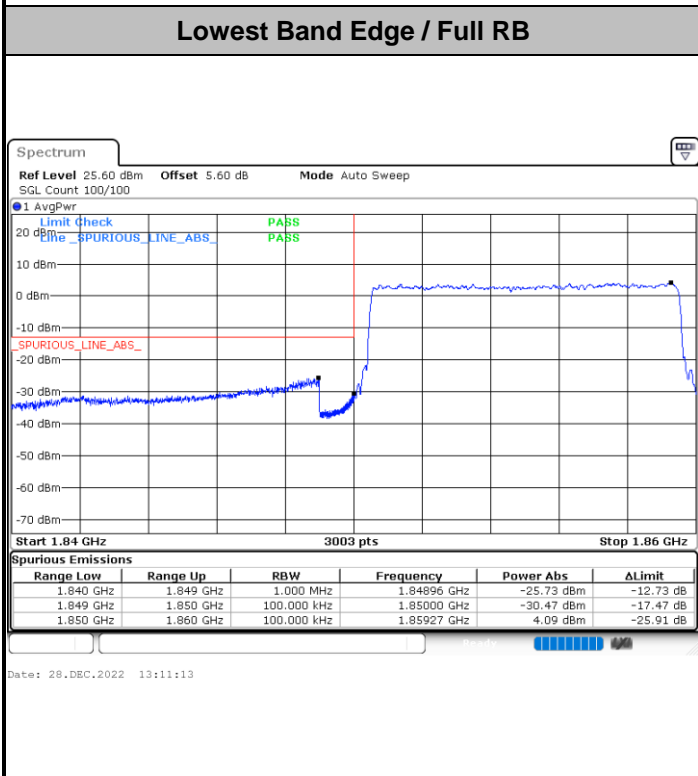
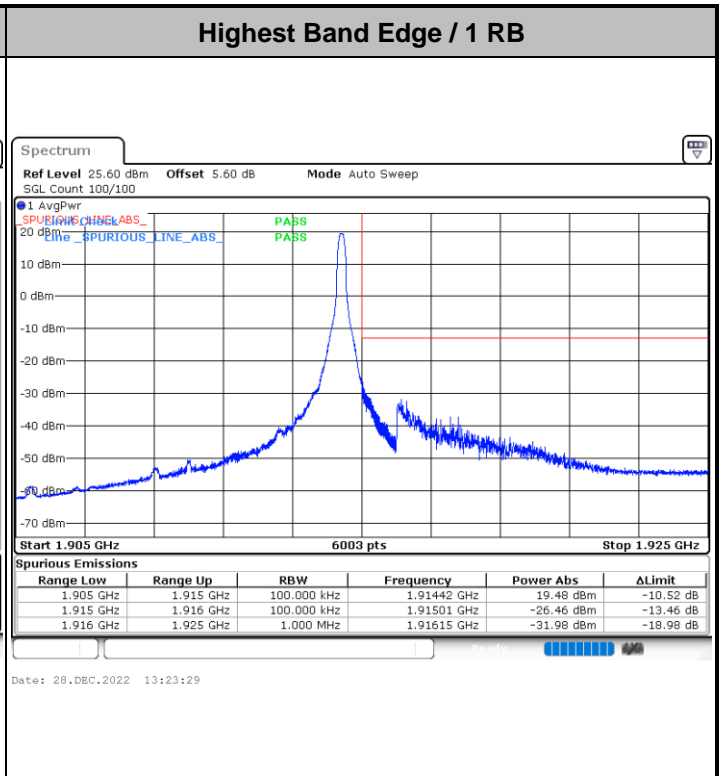
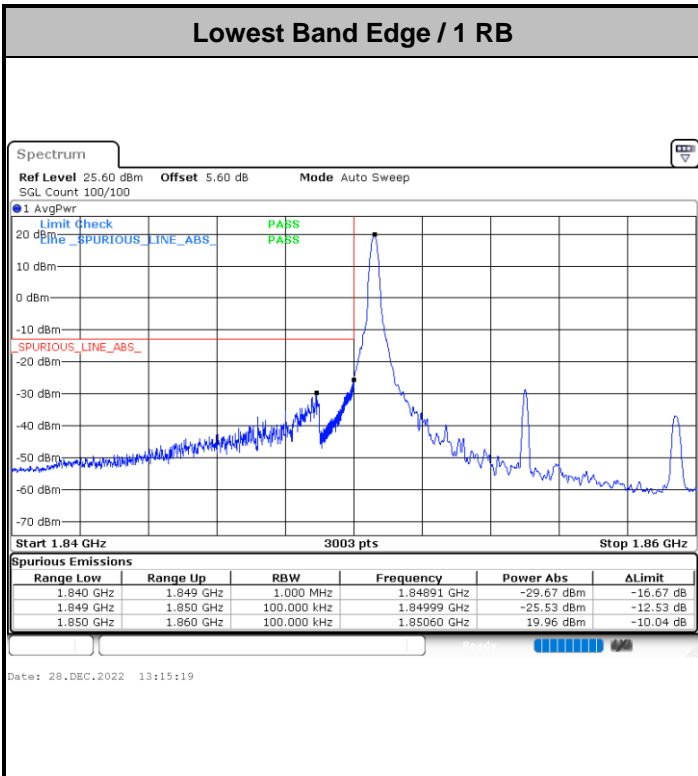
Date: 28.DEC.2022 13:04:34

Highest Band Edge / Full RB



Date: 28.DEC.2022 13:08:39

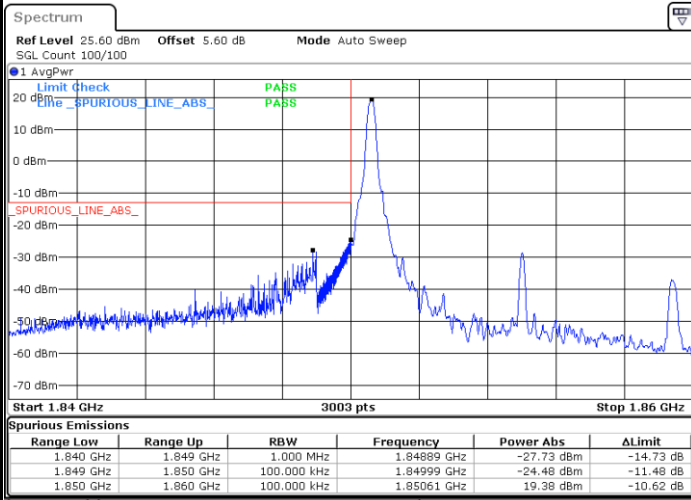
LTE Band 25 / 10MHz / QPSK





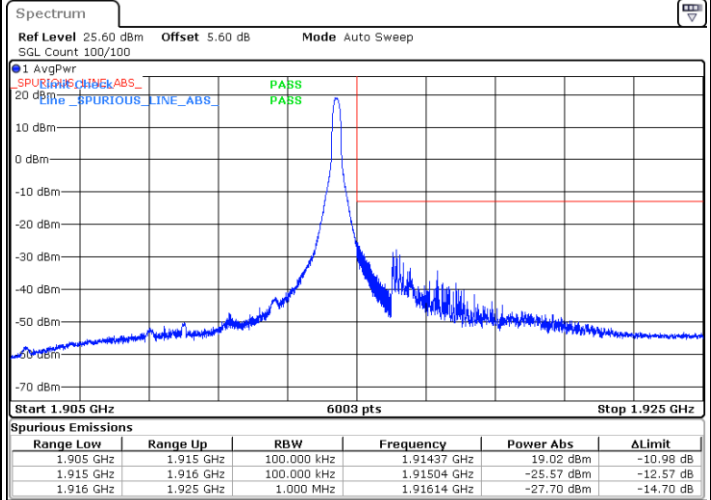
LTE Band 25 / 10MHz / 16QAM

Lowest Band Edge / 1 RB



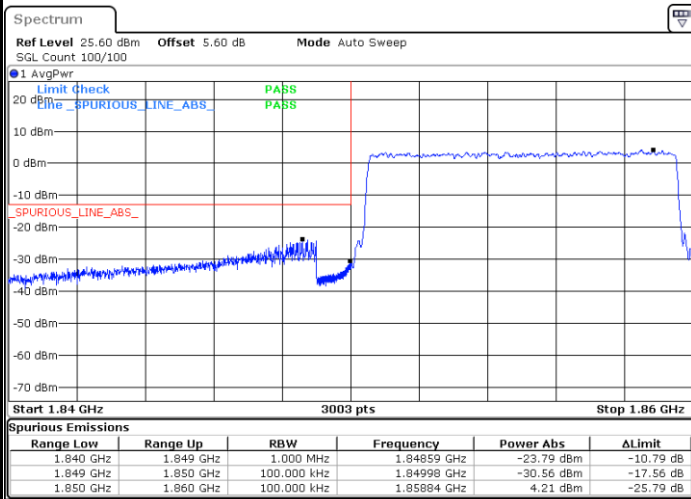
Date: 28.DEC.2022 13:16:20

Highest Band Edge / 1 RB



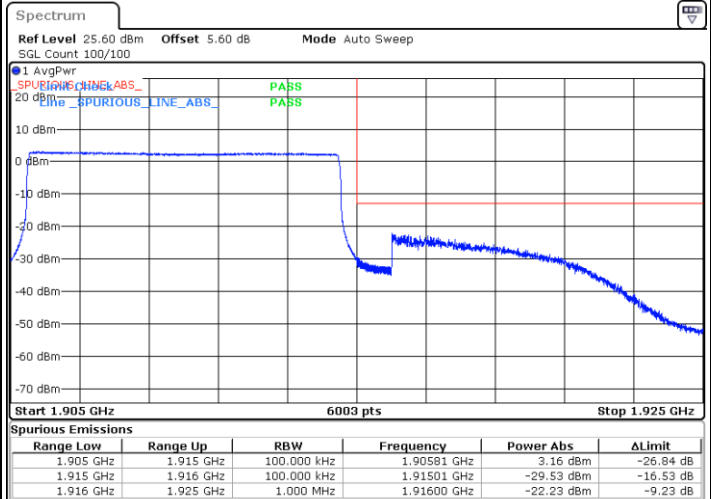
Date: 28.DEC.2022 13:24:30

Lowest Band Edge / Full RB



Date: 28.DEC.2022 13:12:14

Highest Band Edge / Full RB



Date: 28.DEC.2022 13:20:25