

### 11\_HAC T-Coil\_LTE Band 66\_20M\_16QAM\_1RB\_0Offset\_Ch132322(Y)

Communication System: UID 0, LTE-FDD (0); Frequency: 1745 MHz; Duty Cycle: 1:1

Medium: Air Medium parameters used:  $\sigma = 0$  S/m,  $\epsilon_r = 1$ ;  $\rho = 0$  kg/m<sup>3</sup>

Ambient Temperature : 23.3 °C;

DASY5 Configuration:

- Probe: AM1DV3 - 3093; Calibrated: 2022/1/26

- Sensor-Surface: 0mm (Fix Surface)

- Electronics: DAE4 Sn1650; Calibrated: 2022/8/5

- Phantom: HAC Test Arch with AMCC; Type: SD HAC P01 BA

- Measurement SW: DASY52, Version 52.10 (4); SEMCAD X Version 14.6.14 (7501)


**Ch132322/y (transversal) 4.2mm 50 x 50/ABM SNR(x,y,z) (13x13x1):** Measurement

grid: dx=10mm, dy=10mm

ABM1/ABM2 = 34.32 dB

ABM1 comp = -13.37 dBA/m

Location: 0, 0, 3.7 mm



0 dB = 52.01 = 34.32 dB

### 12\_HAC T-Coil\_LTE Band 25\_20M\_16QAM\_1RB\_0Offset\_Ch26340(Z)

Communication System: UID 0, LTE-FDD (0); Frequency: 1880 MHz; Duty Cycle: 1:1

Medium: Air Medium parameters used:  $\sigma = 0$  S/m,  $\epsilon_r = 1$ ;  $\rho = 0$  kg/m<sup>3</sup>

Ambient Temperature : 23.3 °C;

DASY5 Configuration:

- Probe: AM1DV3 - 3093; Calibrated: 2022/1/26
- Sensor-Surface: 0mm (Fix Surface)
- Electronics: DAE4 Sn1650; Calibrated: 2022/8/5
- Phantom: HAC Test Arch with AMCC; Type: SD HAC P01 BA
- Measurement SW: DASY52, Version 52.10 (4); SEMCAD X Version 14.6.14 (7501)


**Ch26340/z (axial) 4.2mm 50 x 50/ABM SNR(x,y,z) (13x13x1):** Measurement grid:

dx=10mm, dy=10mm

ABM1/ABM2 = 39.09 dB

ABM1 comp = -3.96 dBA/m

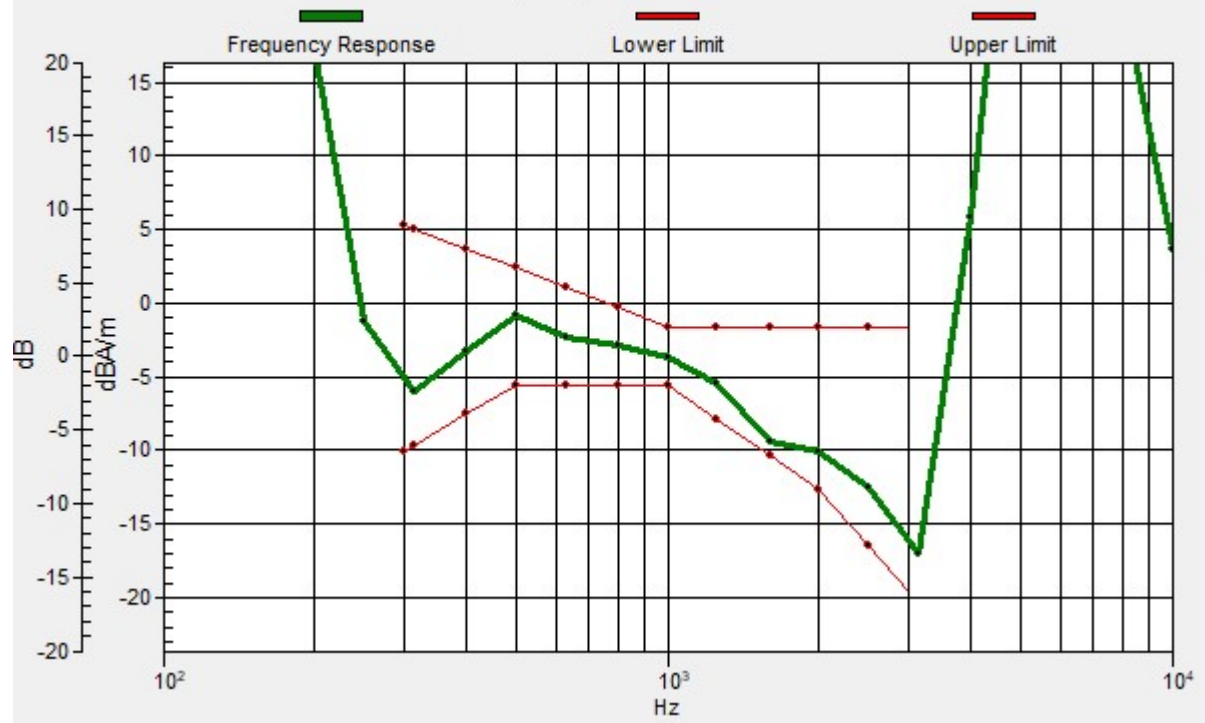
Location: 4.2, -12.5, 3.7 mm



0 dB = 90.03 = 39.09 dB

# 26340/z (axial) wideband at best S/N/ABM Freq Resp(x,y,z,f)

Loc: 4.2, -12.5, 3.7 mm Diff: 0.97dB



### 12\_HAC T-Coil\_LTE Band 25\_20M\_16QAM\_1RB\_0Offset\_Ch26340(Y)

Communication System: UID 0, LTE-FDD (0); Frequency: 1880 MHz; Duty Cycle: 1:1

Medium: Air Medium parameters used:  $\sigma = 0$  S/m,  $\epsilon_r = 1$ ;  $\rho = 0$  kg/m<sup>3</sup>

Ambient Temperature : 23.3 °C;

DASY5 Configuration:

- Probe: AM1DV3 - 3093; Calibrated: 2022/1/26

- Sensor-Surface: 0mm (Fix Surface)

- Electronics: DAE4 Sn1650; Calibrated: 2022/8/5

- Phantom: HAC Test Arch with AMCC; Type: SD HAC P01 BA

- Measurement SW: DASY52, Version 52.10 (4); SEMCAD X Version 14.6.14 (7501)


**Ch26340/y (transversal) 4.2mm 50 x 50/ABM SNR(x,y,z) (13x13x1):** Measurement grid:

dx=10mm, dy=10mm

ABM1/ABM2 = 35.84 dB

ABM1 comp = -13.14 dBA/m

Location: 0, -4.2, 3.7 mm



0 dB = 61.92 = 35.84 dB

### 13\_HAC T-Coil\_LTE Band 30\_10M\_16QAM\_1RB\_0Offset\_Ch27710(Z)

Communication System: UID 0, LTE-FDD (0); Frequency: 2310 MHz; Duty Cycle: 1:1

Medium: Air Medium parameters used:  $\sigma = 0$  S/m,  $\epsilon_r = 1$ ;  $\rho = 0$  kg/m<sup>3</sup>

Ambient Temperature : 23.3 °C;

DASY5 Configuration:

- Probe: AM1DV3 - 3093; Calibrated: 2022/1/26
- Sensor-Surface: 0mm (Fix Surface)
- Electronics: DAE4 Sn1650; Calibrated: 2022/8/5
- Phantom: HAC Test Arch with AMCC; Type: SD HAC P01 BA
- Measurement SW: DASY52, Version 52.10 (4); SEMCAD X Version 14.6.14 (7501)


**Ch27710/z (axial) 4.2mm 50 x 50/ABM SNR(x,y,z) (13x13x1):** Measurement grid:

dx=10mm, dy=10mm

ABM1/ABM2 = 41.46 dB

ABM1 comp = -2.93 dBA/m

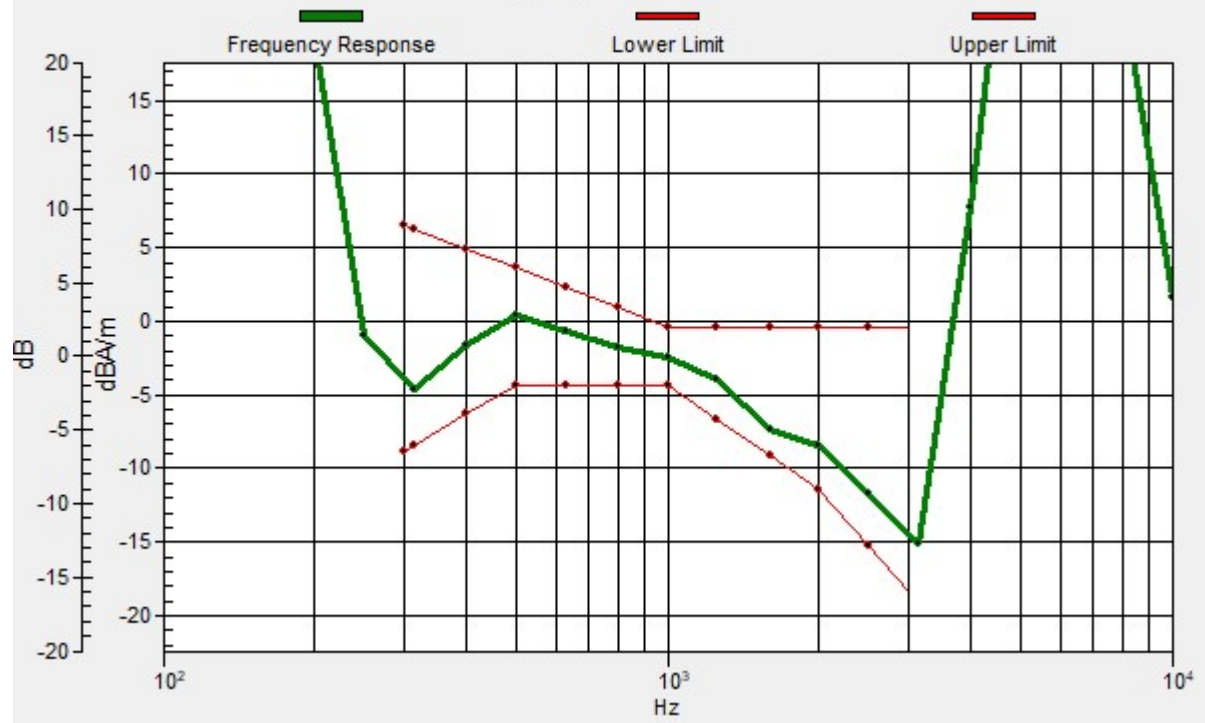
Location: 4.2, -8.3, 3.7 mm



0 dB = 118.3 = 41.46 dB

# Ch27710/z (axial) wideband at best S/N/ABM Freq Resp(x,y,z,f)

Loc: 4.2, -8.3, 3.7 mm Diff: 1.77dB



### 13\_HAC T-Coil\_LTE Band 30\_10M\_16QAM\_1RB\_0Offset\_Ch27710(Y)

Communication System: UID 0, LTE-FDD (0); Frequency: 2310 MHz; Duty Cycle: 1:1

Medium: Air Medium parameters used:  $\sigma = 0$  S/m,  $\epsilon_r = 1$ ;  $\rho = 0$  kg/m<sup>3</sup>

Ambient Temperature : 23.3 °C;

DASY5 Configuration:

- Probe: AM1DV3 - 3093; Calibrated: 2022/1/26
- Sensor-Surface: 0mm (Fix Surface)
- Electronics: DAE4 Sn1650; Calibrated: 2022/8/5
- Phantom: HAC Test Arch with AMCC; Type: SD HAC P01 BA
- Measurement SW: DASY52, Version 52.10 (4); SEMCAD X Version 14.6.14 (7501)


**Ch27710/y (transversal) 4.2mm 50 x 50/ABM SNR(x,y,z) (13x13x1):** Measurement grid:

dx=10mm, dy=10mm

ABM1/ABM2 = 37.16 dB

ABM1 comp = -10.80 dBA/m

Location: 4.2, 0, 3.7 mm



0 dB = 72.08 = 37.16 dB

### 14\_HAC T-Coil\_LTE Band 7\_20M\_16QAM\_1RB\_0Offset\_Ch21100(Z)

Communication System: UID 0, LTE-FDD (0); Frequency: 2535 MHz; Duty Cycle: 1:1

Medium: Air Medium parameters used:  $\sigma = 0$  S/m,  $\epsilon_r = 1$ ;  $\rho = 0$  kg/m<sup>3</sup>

Ambient Temperature : 23.3 °C;

DASY5 Configuration:

- Probe: AM1DV3 - 3093; Calibrated: 2022/1/26
- Sensor-Surface: 0mm (Fix Surface)
- Electronics: DAE4 Sn1650; Calibrated: 2022/8/5
- Phantom: HAC Test Arch with AMCC; Type: SD HAC P01 BA
- Measurement SW: DASY52, Version 52.10 (4); SEMCAD X Version 14.6.14 (7501)


**Ch21100/z (axial) 4.2mm 50 x 50/ABM SNR(x,y,z) (13x13x1):** Measurement grid:

dx=10mm, dy=10mm

ABM1/ABM2 = 40.26 dB

ABM1 comp = -2.41 dBA/m

Location: 4.2, -8.3, 3.7 mm

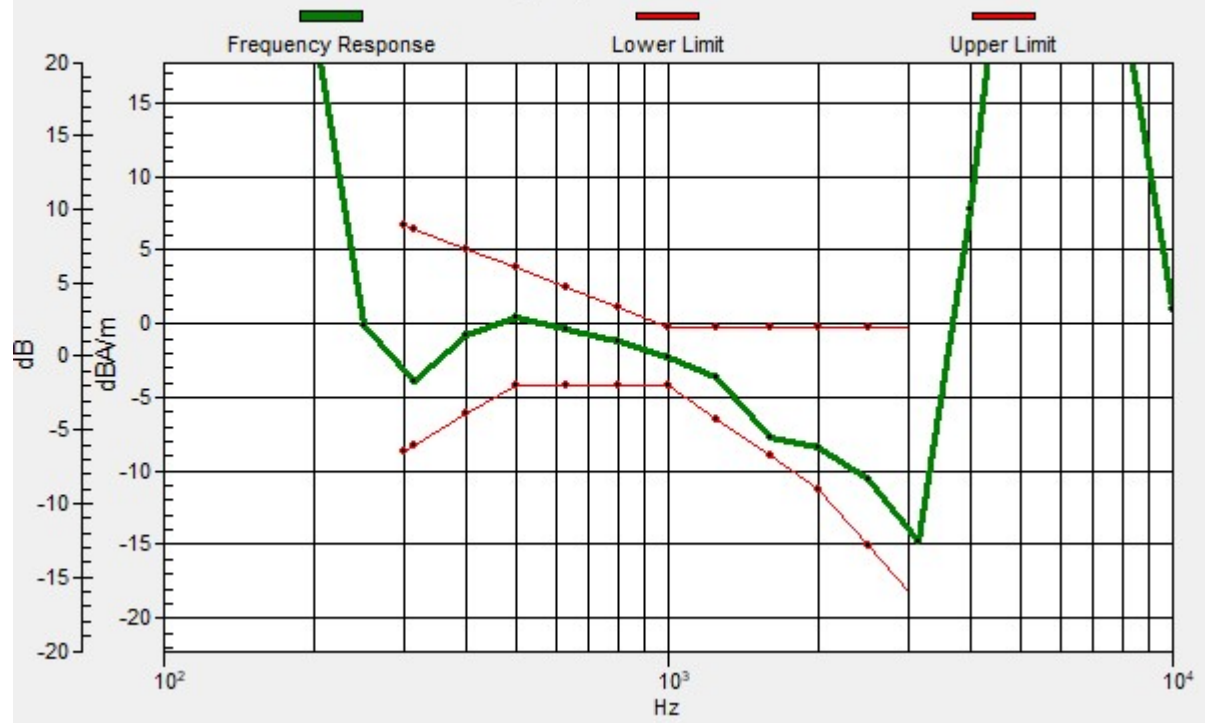


0 dB = 103.1 = 40.26 dB



# Ch21100/z (axial) wideband at best S/N/ABM Freq Resp(x,y,z,f)

Loc: 4.2, -8.3, 3.7 mm Diff: 1.23dB



### 14\_HAC T-Coil\_LTE Band 7\_20M\_16QAM\_1RB\_0Offset\_Ch21100(Y)

Communication System: UID 0, LTE-FDD (0); Frequency: 2535 MHz; Duty Cycle: 1:1

Medium: Air Medium parameters used:  $\sigma = 0$  S/m,  $\epsilon_r = 1$ ;  $\rho = 0$  kg/m<sup>3</sup>

Ambient Temperature : 23.3 °C;

DASY5 Configuration:

- Probe: AM1DV3 - 3093; Calibrated: 2022/1/26
- Sensor-Surface: 0mm (Fix Surface)
- Electronics: DAE4 Sn1650; Calibrated: 2022/8/5
- Phantom: HAC Test Arch with AMCC; Type: SD HAC P01 BA
- Measurement SW: DASY52, Version 52.10 (4); SEMCAD X Version 14.6.14 (7501)


**Ch21100/y (transversal) 4.2mm 50 x 50/ABM SNR(x,y,z) (13x13x1):** Measurement grid:

dx=10mm, dy=10mm

ABM1/ABM2 = 36.76 dB

ABM1 comp = -13.22 dBA/m

Location: 0, -4.2, 3.7 mm



0 dB = 68.85 = 36.76 dB

### 15\_HAC T-Coil\_LTE Band 41\_20M\_16QAM\_1RB\_0Offset\_Ch40620(Z)

Communication System: UID 0, LTE-HPUE (0); Frequency: 2593 MHz; Duty Cycle: 1:2.33

Medium: Air Medium parameters used:  $\sigma = 0$  S/m,  $\epsilon_r = 1$ ;  $\rho = 0$  kg/m<sup>3</sup>

Ambient Temperature : 23.3 °C;

DASY5 Configuration:

- Probe: AM1DV3 - 3093; Calibrated: 2022/1/26
- Sensor-Surface: 0mm (Fix Surface)
- Electronics: DAE4 Sn1650; Calibrated: 2022/8/5
- Phantom: HAC Test Arch with AMCC; Type: SD HAC P01 BA
- Measurement SW: DASY52, Version 52.10 (4); SEMCAD X Version 14.6.14 (7501)


**Ch40620/z (axial) 4.2mm 50 x 50/ABM SNR(x,y,z) (13x13x1):** Measurement grid:

dx=10mm, dy=10mm

ABM1/ABM2 = 34.91 dB

ABM1 comp = -6.42 dBA/m

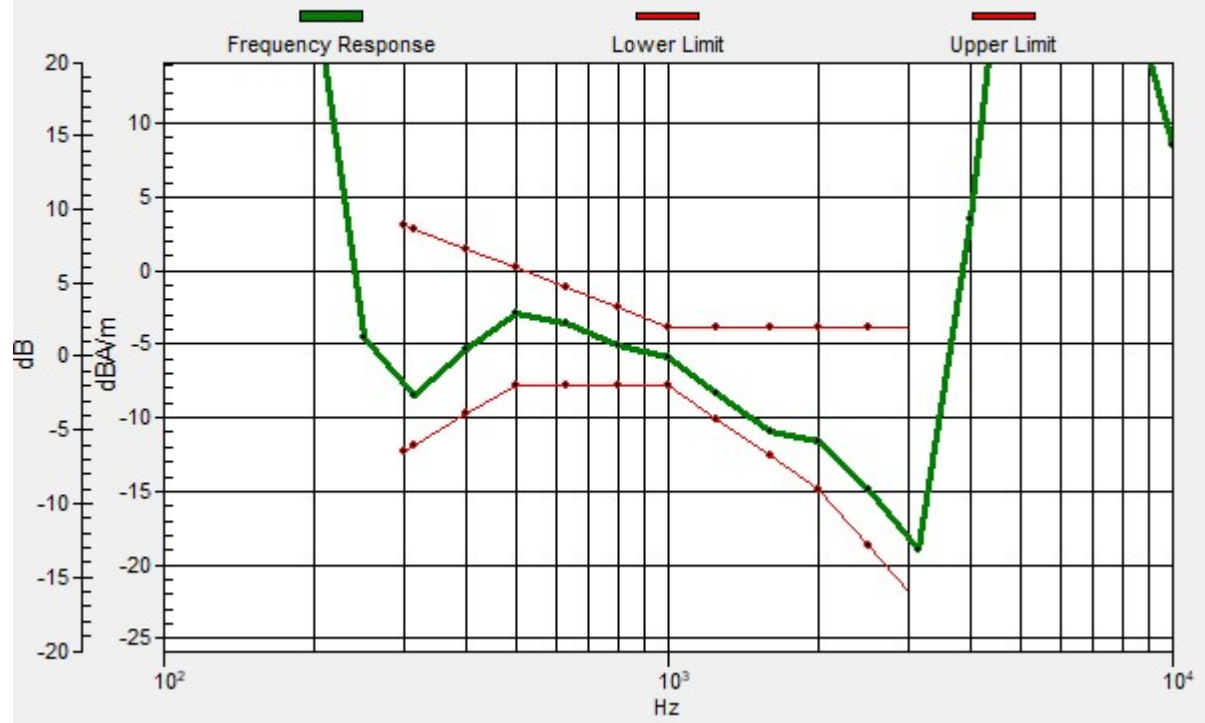
Location: 8.3, -16.7, 3.7 mm



0 dB = 55.63 = 34.91 dB

# Ch40620/z (axial) wideband at best S/N/ABM Freq Resp(x,y,z,f)

Loc: 8.3, -16.7, 3.7 mm Diff: 1.59dB



### 15\_HAC T-Coil\_LTE Band 41\_20M\_16QAM\_1RB\_0Offset\_Ch40620(Y)

Communication System: UID 0, LTE-HPUE (0); Frequency: 2593 MHz; Duty Cycle: 1:2.33

Medium: Air Medium parameters used:  $\sigma = 0$  S/m,  $\epsilon_r = 1$ ;  $\rho = 0$  kg/m<sup>3</sup>

Ambient Temperature : 23.3 °C;

DASY5 Configuration:

- Probe: AM1DV3 - 3093; Calibrated: 2022/1/26

- Sensor-Surface: 0mm (Fix Surface)

- Electronics: DAE4 Sn1650; Calibrated: 2022/8/5

- Phantom: HAC Test Arch with AMCC; Type: SD HAC P01 BA

- Measurement SW: DASY52, Version 52.10 (4); SEMCAD X Version 14.6.14 (7501)


**Ch40620/y (transversal) 4.2mm 50 x 50/ABM SNR(x,y,z) (13x13x1):** Measurement grid:

dx=10mm, dy=10mm

ABM1/ABM2 = 37.99 dB

ABM1 comp = -9.74 dBA/m

Location: 8.3, 8.3, 3.7 mm



0 dB = 79.31 = 37.99 dB

### 16\_HAC T-Coil\_LTE Band 48\_20M\_16QAM\_1RB\_0Offset\_Ch55830(Z)

Communication System: UID 0, LTE-TDD (0); Frequency: 3609 MHz; Duty Cycle: 1:1.59

Medium: Air Medium parameters used:  $\sigma = 0$  S/m,  $\epsilon_r = 1$ ;  $\rho = 0$  kg/m<sup>3</sup>

Ambient Temperature : 23.3 °C;

DASY5 Configuration:

- Probe: AM1DV3 - 3093; Calibrated: 2022/1/26

- Sensor-Surface: 0mm (Fix Surface)

- Electronics: DAE4 Sn1650; Calibrated: 2022/8/5

- Phantom: HAC Test Arch with AMCC; Type: SD HAC P01 BA

- Measurement SW: DASY52, Version 52.10 (4); SEMCAD X Version 14.6.14 (7501)


**Ch55830/z (axial) 4.2mm 50 x 50/ABM SNR(x,y,z) (13x13x1):** Measurement grid:

dx=10mm, dy=10mm

ABM1/ABM2 = 30.70 dB

ABM1 comp = -3.51 dBA/m

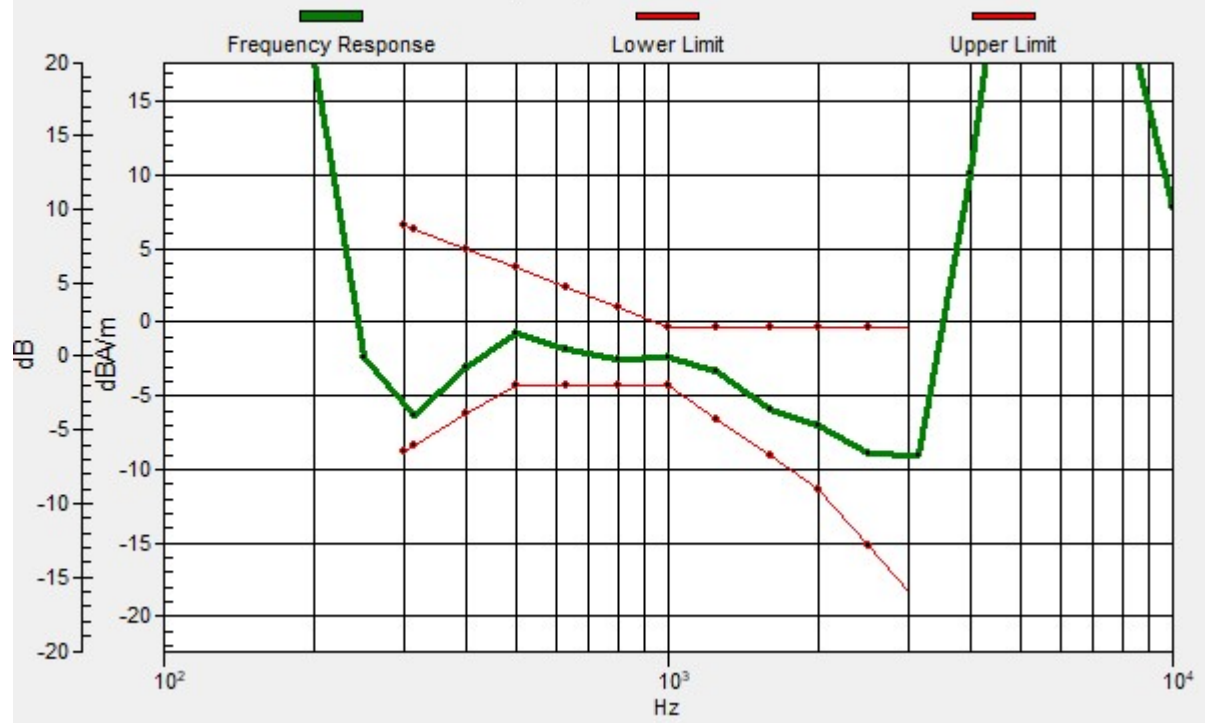
Location: 8.3, -12.5, 3.7 mm



0 dB = 34.28 = 30.70 dB

# Ch55830/z (axial) wideband at best S/N/ABM Freq Resp(x,y,z,f)

Loc: 8.3, -12.5, 3.7 mm Diff: 1.75dB



### 16\_HAC T-Coil\_LTE Band 48\_20M\_16QAM\_1RB\_0Offset\_Ch55830(Y)

Communication System: UID 0, LTE-TDD (0); Frequency: 3609 MHz; Duty Cycle: 1:1.59

Medium: Air Medium parameters used:  $\sigma = 0$  S/m,  $\epsilon_r = 1$ ;  $\rho = 0$  kg/m<sup>3</sup>

Ambient Temperature : 23.3 °C;

DASY5 Configuration:

- Probe: AM1DV3 - 3093; Calibrated: 2022/1/26
- Sensor-Surface: 0mm (Fix Surface)
- Electronics: DAE4 Sn1650; Calibrated: 2022/8/5
- Phantom: HAC Test Arch with AMCC; Type: SD HAC P01 BA
- Measurement SW: DASY52, Version 52.10 (4); SEMCAD X Version 14.6.14 (7501)


**Ch55830/y (transversal) 4.2mm 50 x 50/ABM SNR(x,y,z) (13x13x1):** Measurement grid:

dx=10mm, dy=10mm

ABM1/ABM2 = 29.27 dB

ABM1 comp = -13.63 dBA/m

Location: 4.2, 0, 3.7 mm



0 dB = 29.08 = 29.27 dB



### 17\_HAC T-Coil\_WLAN2.4G\_802.11b 1Mbps\_Ch6(Z)

Communication System: UID 0, WLAN2.4GHz (0); Frequency: 2437 MHz;Duty Cycle: 1:1

Medium: Air Medium parameters used:  $\sigma = 0$  S/m,  $\epsilon_r = 1$ ;  $\rho = 0$  kg/m<sup>3</sup>

Ambient Temperature : 23.3 °C;

DASY5 Configuration:

- Probe: AM1DV3 - 3093; Calibrated: 2022/1/26

- Sensor-Surface: 0mm (Fix Surface)

- Electronics: DAE4 Sn1650; Calibrated: 2022/8/5

- Phantom: HAC Test Arch with AMCC; Type: SD HAC P01 BA


- Measurement SW: DASY52, Version 52.10 (4); SEMCAD X Version 14.6.14 (7501)

**Ch6/z (axial) 4.2mm 50 x 50/ABM SNR(x,y,z) (13x13x1):** Measurement grid: dx=10mm, dy=10mm

ABM1/ABM2 = 40.67 dB

ABM1 comp = -4.96 dBA/m

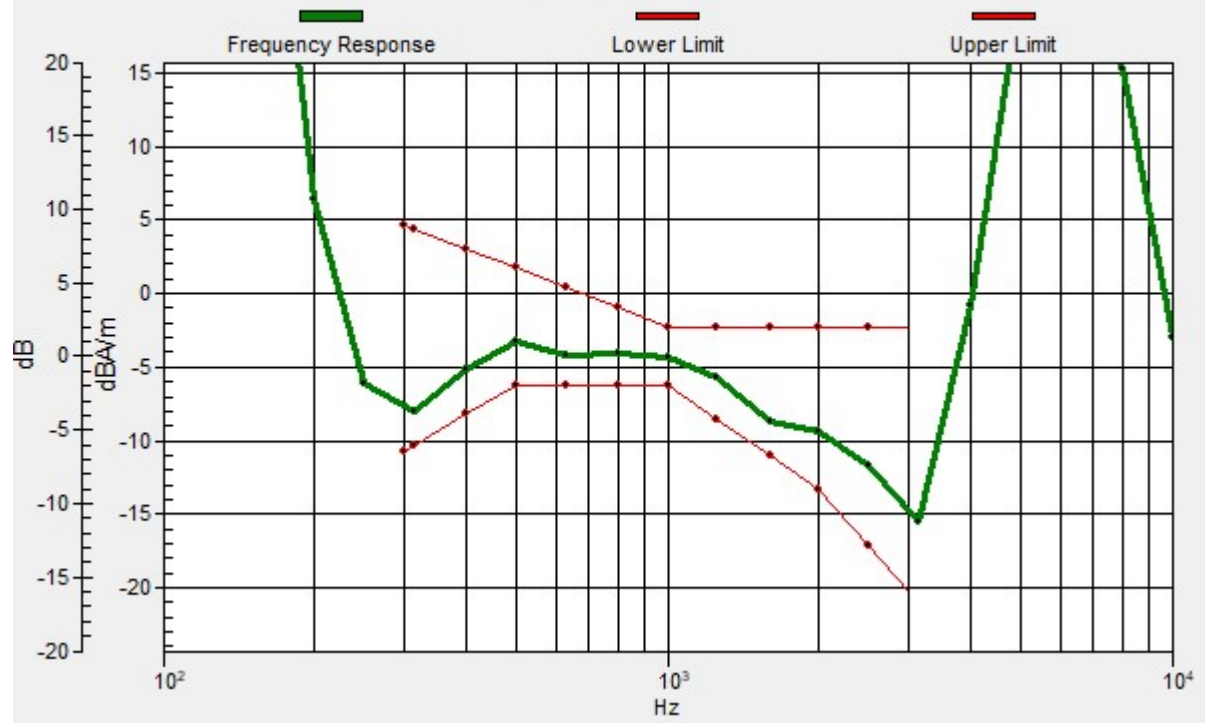
Location: 4.2, -12.5, 3.7 mm



0 dB = 108.0 = 40.67 dB

# Ch6/z (axial) wideband at best S/N/ABM Freq Resp(x,y,z,f)

Loc: 4.2, -12.5, 3.7 mm Diff: 2dB



### 17\_HAC T-Coil\_WLAN2.4G\_802.11b 1Mbps\_Ch6(Y)

Communication System: UID 0, WLAN2.4GHz (0); Frequency: 2437 MHz;Duty Cycle: 1:1

Medium: Air Medium parameters used:  $\sigma = 0$  S/m,  $\epsilon_r = 1$ ;  $\rho = 0$  kg/m<sup>3</sup>

Ambient Temperature : 23.3 °C;

DASY5 Configuration:

- Probe: AM1DV3 - 3093; Calibrated: 2022/1/26

- Sensor-Surface: 0mm (Fix Surface)

- Electronics: DAE4 Sn1650; Calibrated: 2022/8/5

- Phantom: HAC Test Arch with AMCC; Type: SD HAC P01 BA

- Measurement SW: DASY52, Version 52.10 (4); SEMCAD X Version 14.6.14 (7501)


**Ch6/y (transversal) 4.2mm 50 x 50/ABM SNR(x,y,z) (13x13x1):** Measurement grid:

dx=10mm, dy=10mm

ABM1/ABM2 = 36.05 dB

ABM1 comp = -16.83 dBA/m

Location: 0, 0, 3.7 mm



0 dB = 63.43 = 36.05 dB

### 18\_HAC T-Coil\_WLAN 5GHz\_802.11a 6Mbps\_Ch40(Z)

Communication System: UID 0, WLAN5GHz (0); Frequency: 5200 MHz;Duty Cycle: 1:1

Medium: Air Medium parameters used:  $\sigma = 0$  S/m,  $\epsilon_r = 1$ ;  $\rho = 0$  kg/m<sup>3</sup>

Ambient Temperature : 23.3 °C;

DASY5 Configuration:

- Probe: AM1DV3 - 3093; Calibrated: 2022/1/26

- Sensor-Surface: 0mm (Fix Surface)

- Electronics: DAE4 Sn1650; Calibrated: 2022/8/5

- Phantom: HAC Test Arch with AMCC; Type: SD HAC P01 BA


- Measurement SW: DASY52, Version 52.10 (4); SEMCAD X Version 14.6.14 (7501)

**Ch40/z (axial) 4.2mm 50 x 50/ABM SNR(x,y,z) (13x13x1):** Measurement grid: dx=10mm, dy=10mm

ABM1/ABM2 = 35.03 dB

ABM1 comp = -5.75 dBA/m

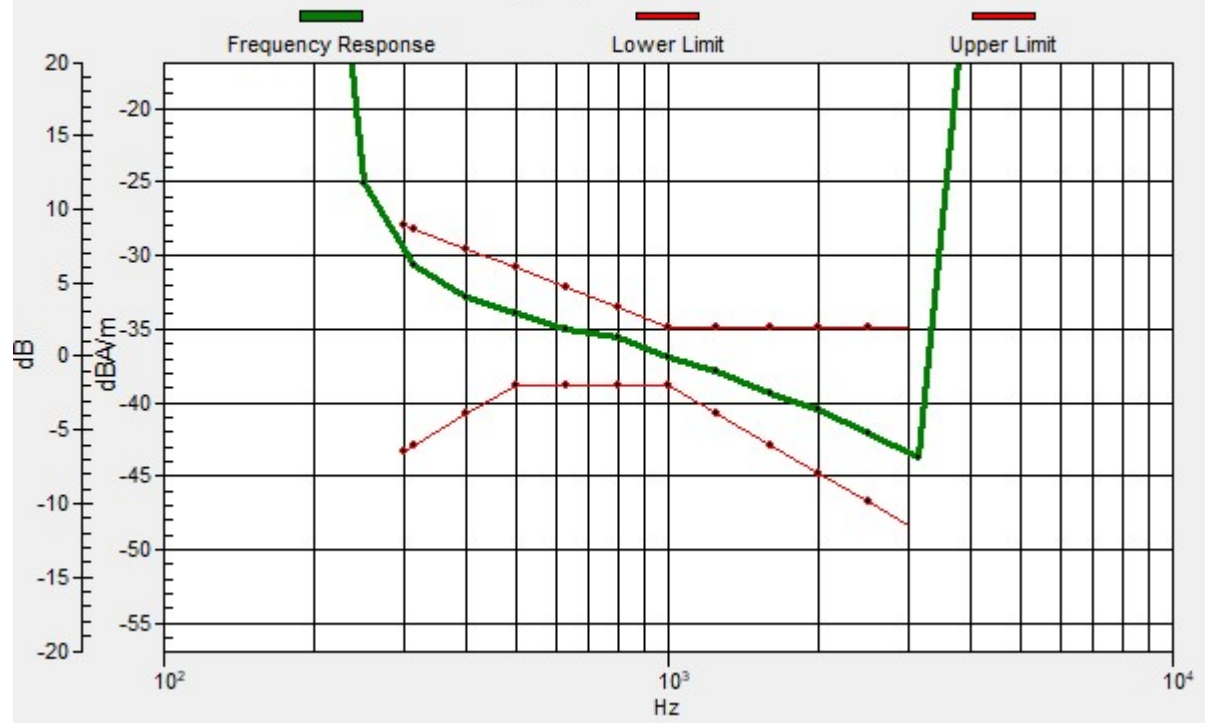
Location: 8.3, -8.3, 3.7 mm



0 dB = 56.45 = 35.03 dB

# Ch40/z (axial) wideband at best S/N/ABM Freq Resp(x,y,z,f)

Loc: 8.3, -8.3, 3.7 mm Diff: 1.44dB



### 18\_HAC T-Coil\_WLAN 5GHz\_802.11a 6Mbps\_Ch40(Y)

Communication System: UID 0, WLAN5GHz (0); Frequency: 5200 MHz;Duty Cycle: 1:1

Medium: Air Medium parameters used:  $\sigma = 0$  S/m,  $\epsilon_r = 1$ ;  $\rho = 0$  kg/m<sup>3</sup>

Ambient Temperature : 23.3 °C;

DASY5 Configuration:

- Probe: AM1DV3 - 3093; Calibrated: 2022/1/26
- Sensor-Surface: 0mm (Fix Surface)
- Electronics: DAE4 Sn1650; Calibrated: 2022/8/5
- Phantom: HAC Test Arch with AMCC; Type: SD HAC P01 BA
- Measurement SW: DASY52, Version 52.10 (4); SEMCAD X Version 14.6.14 (7501)


**Ch40/y (transversal) 4.2mm 50 x 50/ABM SNR(x,y,z) (13x13x1):** Measurement grid:

dx=10mm, dy=10mm

ABM1/ABM2 = 34.56 dB

ABM1 comp = -14.49 dBA/m

Location: 4.2, 0, 3.7 mm



0 dB = 53.43 = 34.56 dB

### 19\_HAC T-Coil\_WLAN 5GHz\_802.11a 6Mbps\_Ch60(Z)

Communication System: UID 0, WLAN5GHz (0); Frequency: 5300 MHz;Duty Cycle: 1:1

Medium: Air Medium parameters used:  $\sigma = 0$  S/m,  $\epsilon_r = 1$ ;  $\rho = 0$  kg/m<sup>3</sup>

Ambient Temperature : 23.3 °C;

DASY5 Configuration:

- Probe: AM1DV3 - 3093; Calibrated: 2022/1/26

- Sensor-Surface: 0mm (Fix Surface)

- Electronics: DAE4 Sn1650; Calibrated: 2022/8/5

- Phantom: HAC Test Arch with AMCC; Type: SD HAC P01 BA


- Measurement SW: DASY52, Version 52.10 (4); SEMCAD X Version 14.6.14 (7501)

**Ch60/z (axial) 4.2mm 50 x 50/ABM SNR(x,y,z) (13x13x1):** Measurement grid: dx=10mm, dy=10mm

ABM1/ABM2 = 37.63 dB

ABM1 comp = -6.79 dBA/m

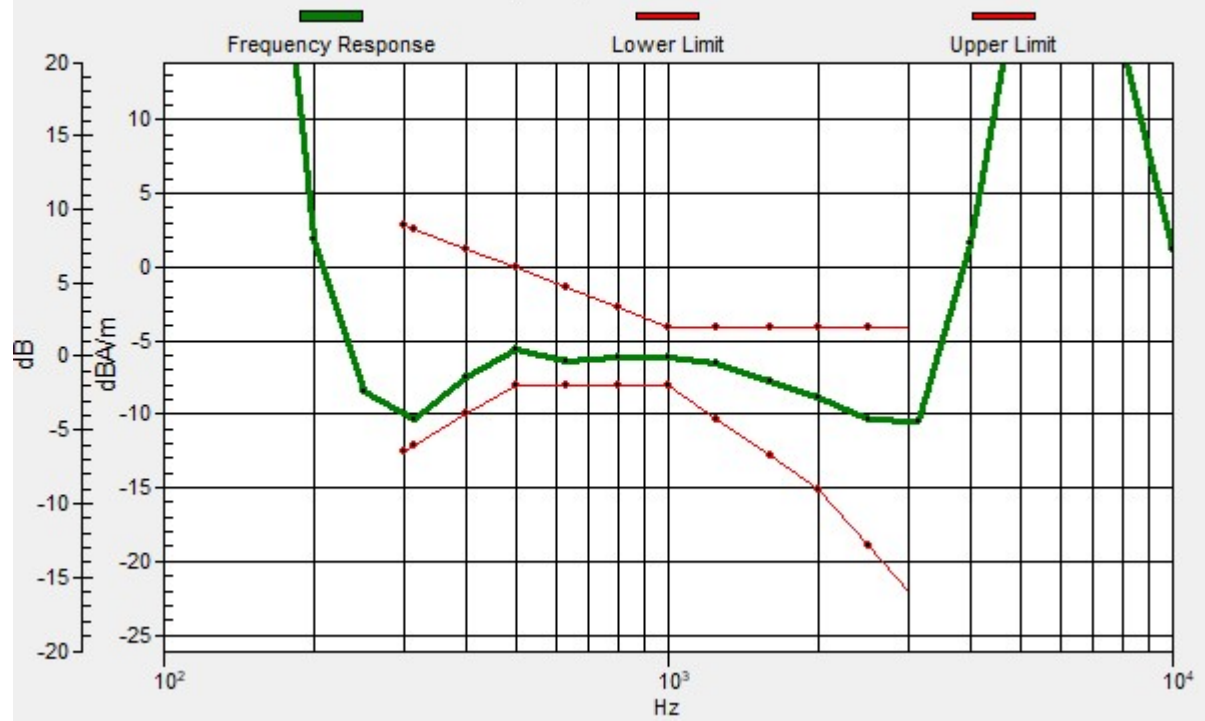
Location: 8.3, -12.5, 3.7 mm



0 dB = 76.09 = 37.63 dB

# Ch60/z (axial) wideband at best S/N/ABM Freq Resp(x,y,z,f)

Loc: 8.3, -12.5, 3.7 mm Diff: 1.72dB





### 19\_HAC T-Coil\_WLAN 5GHz\_802.11a 6Mbps\_Ch60(Y)

Communication System: UID 0, WLAN5GHz (0); Frequency: 5300 MHz;Duty Cycle: 1:1

Medium: Air Medium parameters used:  $\sigma = 0$  S/m,  $\epsilon_r = 1$ ;  $\rho = 0$  kg/m<sup>3</sup>

Ambient Temperature : 23.3 °C;

DASY5 Configuration:

- Probe: AM1DV3 - 3093; Calibrated: 2022/1/26

- Sensor-Surface: 0mm (Fix Surface)

- Electronics: DAE4 Sn1650; Calibrated: 2022/8/5

- Phantom: HAC Test Arch with AMCC; Type: SD HAC P01 BA

- Measurement SW: DASY52, Version 52.10 (4); SEMCAD X Version 14.6.14 (7501)


**Ch60/y (transversal) 4.2mm 50 x 50/ABM SNR(x,y,z) (13x13x1):** Measurement grid:

dx=10mm, dy=10mm

ABM1/ABM2 = 34.76 dB

ABM1 comp = -14.44 dBA/m

Location: 4.2, 0, 3.7 mm



0 dB = 54.69 = 34.76 dB

### 20\_HAC T-Coil\_WLAN 5GHz\_802.11a 6Mbps\_Ch116(Z)

Communication System: UID 0, WLAN5GHz (0); Frequency: 5580 MHz;Duty Cycle: 1:1

Medium: Air Medium parameters used:  $\sigma = 0$  S/m,  $\epsilon_r = 1$ ;  $\rho = 0$  kg/m<sup>3</sup>

Ambient Temperature : 23.3 °C;

DASY5 Configuration:

- Probe: AM1DV3 - 3093; Calibrated: 2022/1/26
- Sensor-Surface: 0mm (Fix Surface)
- Electronics: DAE4 Sn1650; Calibrated: 2022/8/5
- Phantom: HAC Test Arch with AMCC; Type: SD HAC P01 BA
- Measurement SW: DASY52, Version 52.10 (4); SEMCAD X Version 14.6.14 (7501)


**Ch116/z (axial) 4.2mm 50 x 50/ABM SNR(x,y,z) (13x13x1):** Measurement grid:

dx=10mm, dy=10mm

ABM1/ABM2 = 46.53 dB

ABM1 comp = 2.09 dBA/m

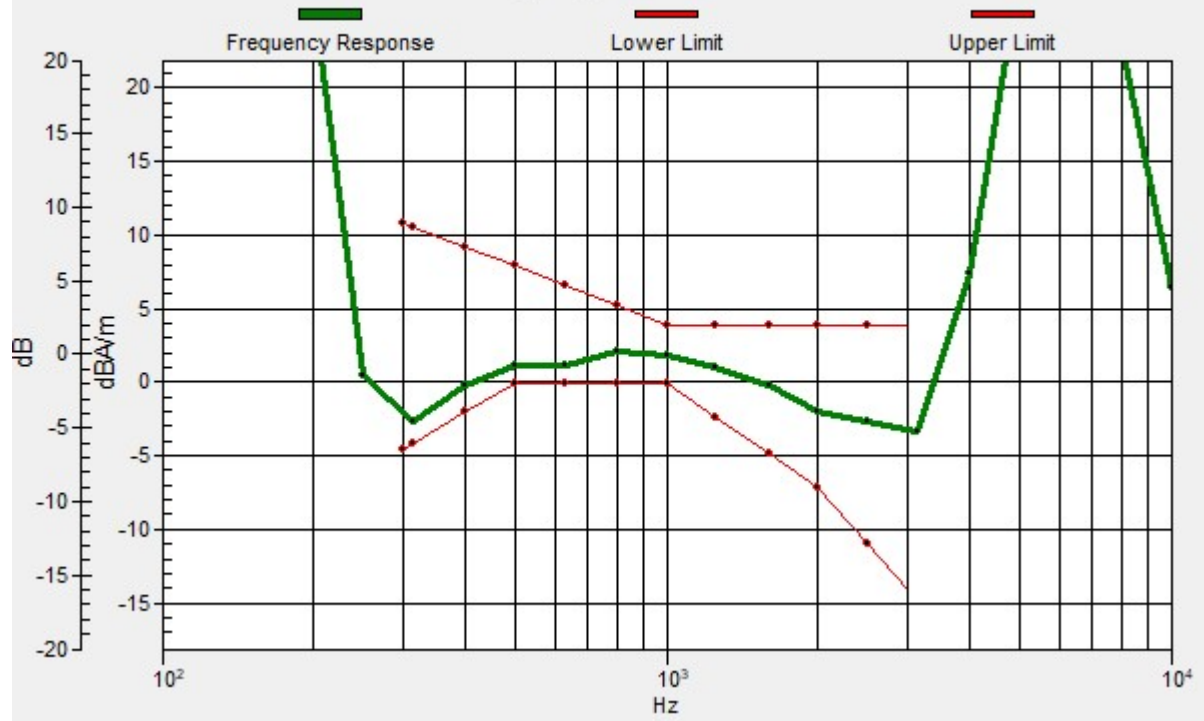
Location: 8.3, -12.5, 3.7 mm



0 dB = 212.1 = 46.53 dB

# Ch116/z (axial) wideband at best S/N/ABM Freq Resp(x,y,z,f)

Loc: 8.3, -12.5, 3.7 mm Diff: 1.2dB



### 20\_HAC T-Coil\_WLAN 5GHz\_802.11a 6Mbps\_Ch116(Y)

Communication System: UID 0, WLAN5GHz (0); Frequency: 5580 MHz;Duty Cycle: 1:1

Medium: Air Medium parameters used:  $\sigma = 0$  S/m,  $\epsilon_r = 1$ ;  $\rho = 0$  kg/m<sup>3</sup>

Ambient Temperature : 23.3 °C;

DASY5 Configuration:

- Probe: AM1DV3 - 3093; Calibrated: 2022/1/26
- Sensor-Surface: 0mm (Fix Surface)
- Electronics: DAE4 Sn1650; Calibrated: 2022/8/5
- Phantom: HAC Test Arch with AMCC; Type: SD HAC P01 BA
- Measurement SW: DASY52, Version 52.10 (4); SEMCAD X Version 14.6.14 (7501)


**Ch116/y (transversal) 4.2mm 50 x 50/ABM SNR(x,y,z) (13x13x1):** Measurement grid:

dx=10mm, dy=10mm

ABM1/ABM2 = 44.22 dB

ABM1 comp = -8.08 dBA/m

Location: 0, 0, 3.7 mm



0 dB = 162.5 = 44.22 dB

### 21\_HAC T-Coil\_WLAN 5GHz\_802.11a 6Mbps\_Ch157(Z)

Communication System: UID 0, WLAN5GHz (0); Frequency: 5785 MHz;Duty Cycle: 1:1

Medium: Air Medium parameters used:  $\sigma = 0$  S/m,  $\epsilon_r = 1$ ;  $\rho = 0$  kg/m<sup>3</sup>

Ambient Temperature : 23.3 °C;

DASY5 Configuration:

- Probe: AM1DV3 - 3093; Calibrated: 2022/1/26
- Sensor-Surface: 0mm (Fix Surface)
- Electronics: DAE4 Sn1650; Calibrated: 2022/8/5
- Phantom: HAC Test Arch with AMCC; Type: SD HAC P01 BA
- Measurement SW: DASY52, Version 52.10 (4); SEMCAD X Version 14.6.14 (7501)


**Ch157/z (axial) 4.2mm 50 x 50/ABM SNR(x,y,z) (13x13x1):** Measurement grid:

dx=10mm, dy=10mm

ABM1/ABM2 = 56.29 dB

ABM1 comp = 11.53 dBA/m

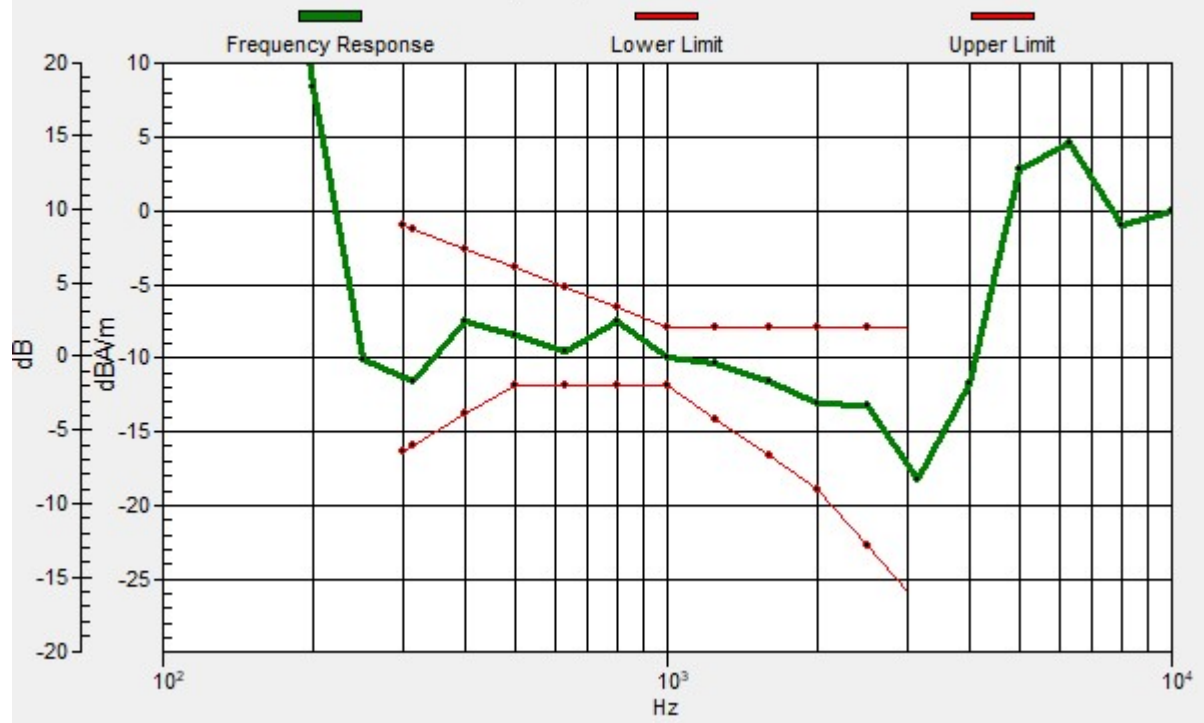
Location: 8.3, -12.5, 3.7 mm



0 dB = 652.4 = 56.29 dB

# Ch157/z (axial) wideband at best S/N/ABM Freq Resp(x,y,z,f)

Loc: 8.3, -12.5, 3.7 mm Diff: 0.84dB



### 21\_HAC T-Coil\_WLAN 5GHz\_802.11a 6Mbps\_Ch157(Y)

Communication System: UID 0, WLAN5GHz (0); Frequency: 5785 MHz;Duty Cycle: 1:1

Medium: Air Medium parameters used:  $\sigma = 0$  S/m,  $\epsilon_r = 1$ ;  $\rho = 0$  kg/m<sup>3</sup>

Ambient Temperature : 23.3 °C;

DASY5 Configuration:

- Probe: AM1DV3 - 3093; Calibrated: 2022/1/26
- Sensor-Surface: 0mm (Fix Surface)
- Electronics: DAE4 Sn1650; Calibrated: 2022/8/5
- Phantom: HAC Test Arch with AMCC; Type: SD HAC P01 BA
- Measurement SW: DASY52, Version 52.10 (4); SEMCAD X Version 14.6.14 (7501)


**Ch157/y (transversal) 4.2mm 50 x 50/ABM SNR(x,y,z) (13x13x1):** Measurement grid:

dx=10mm, dy=10mm

ABM1/ABM2 = 44.34 dB

ABM1 comp = -5.09 dBA/m

Location: 4.2, 0, 3.7 mm



0 dB = 164.9 = 44.34 dB