



Mode	37																																																																									
	Band Edge - R																																																																									
	U-NII-3_5.725-5.85_802.11ac VHT40_CH159_5795MHz																																																																									
ANT	SISO																																																																									
Pol.	Horizontal	Fundamental																																																																								
Peak	<table border="1"> <thead> <tr> <th>Limit</th> <th>Read</th> <th>Ant</th> <th>Cable</th> <th>Preamp</th> <th>Aux</th> <th>APos</th> <th>TPos</th> <th>Remark</th> </tr> <tr> <th>Freq</th> <th>Level</th> <th>Line</th> <th>Margin</th> <th>Level</th> <th>Factor</th> <th>Loss</th> <th>Factor</th> <th>Factor</th> <th>cm</th> <th>deg</th> </tr> </thead> <tbody> <tr> <td>1</td> <td>5854.99</td> <td>52.21</td> <td>110.93</td> <td>-58.72</td> <td>37.33</td> <td>34.87</td> <td>11.49</td> <td>31.48</td> <td>0.00</td> <td>100</td> <td>352</td> <td>PEAK</td> </tr> <tr> <td>2</td> <td>5874.98</td> <td>54.63</td> <td>105.31</td> <td>-50.68</td> <td>39.72</td> <td>34.09</td> <td>11.51</td> <td>31.49</td> <td>0.00</td> <td>100</td> <td>352</td> <td>PEAK</td> </tr> <tr> <td>3</td> <td>5924.74</td> <td>54.35</td> <td>68.50</td> <td>-14.15</td> <td>39.37</td> <td>34.93</td> <td>11.55</td> <td>31.50</td> <td>0.00</td> <td>100</td> <td>352</td> <td>PEAK</td> </tr> <tr> <td>4</td> <td>5945.20</td> <td>55.65</td> <td>68.30</td> <td>-12.65</td> <td>40.63</td> <td>34.95</td> <td>11.57</td> <td>31.50</td> <td>0.00</td> <td>100</td> <td>352</td> <td>PEAK</td> </tr> </tbody> </table>	Limit	Read	Ant	Cable	Preamp	Aux	APos	TPos	Remark	Freq	Level	Line	Margin	Level	Factor	Loss	Factor	Factor	cm	deg	1	5854.99	52.21	110.93	-58.72	37.33	34.87	11.49	31.48	0.00	100	352	PEAK	2	5874.98	54.63	105.31	-50.68	39.72	34.09	11.51	31.49	0.00	100	352	PEAK	3	5924.74	54.35	68.50	-14.15	39.37	34.93	11.55	31.50	0.00	100	352	PEAK	4	5945.20	55.65	68.30	-12.65	40.63	34.95	11.57	31.50	0.00	100	352	PEAK	Blank
Limit	Read	Ant	Cable	Preamp	Aux	APos	TPos	Remark																																																																		
Freq	Level	Line	Margin	Level	Factor	Loss	Factor	Factor	cm	deg																																																																
1	5854.99	52.21	110.93	-58.72	37.33	34.87	11.49	31.48	0.00	100	352	PEAK																																																														
2	5874.98	54.63	105.31	-50.68	39.72	34.09	11.51	31.49	0.00	100	352	PEAK																																																														
3	5924.74	54.35	68.50	-14.15	39.37	34.93	11.55	31.50	0.00	100	352	PEAK																																																														
4	5945.20	55.65	68.30	-12.65	40.63	34.95	11.57	31.50	0.00	100	352	PEAK																																																														



Mode	37																																																																																												
	Band Edge - L																																																																																												
	U-NII-3_5.725-5.85_802.11ac VHT40_CH159_5795MHz																																																																																												
ANT	SISO																																																																																												
Pol.	Vertical	Fundamental																																																																																											
Peak	<table border="1"> <thead> <tr> <th>Peak</th> <th>Freq (MHz)</th> <th>Level (dBuV/m)</th> <th>Limit (dBuV/m)</th> <th>Line Margin (dB)</th> <th>Read Level (dBuV)</th> <th>Ant Level (dB/m)</th> <th>Cable Loss (dB)</th> <th>Preamp Loss (dB)</th> <th>Aux Loss (dB)</th> <th>APos (dB)</th> <th>TPos (cm)</th> <th>Remark</th> </tr> </thead> <tbody> <tr> <td>1</td> <td>5632.96</td> <td>54.91</td> <td>68.30</td> <td>-13.39</td> <td>40.49</td> <td>34.70</td> <td>11.20</td> <td>31.48</td> <td>0.00</td> <td>100</td> <td>147</td> <td>PEAK</td> </tr> <tr> <td>2</td> <td>5650.51</td> <td>53.00</td> <td>68.68</td> <td>-15.60</td> <td>38.62</td> <td>34.72</td> <td>11.22</td> <td>31.48</td> <td>0.00</td> <td>100</td> <td>147</td> <td>PEAK</td> </tr> <tr> <td>3</td> <td>5700.62</td> <td>54.00</td> <td>105.47</td> <td>-50.67</td> <td>40.24</td> <td>34.75</td> <td>11.29</td> <td>31.48</td> <td>0.00</td> <td>100</td> <td>147</td> <td>PEAK</td> </tr> <tr> <td>4</td> <td>5720.51</td> <td>53.30</td> <td>112.06</td> <td>-58.76</td> <td>38.68</td> <td>34.77</td> <td>11.32</td> <td>31.47</td> <td>0.00</td> <td>100</td> <td>147</td> <td>PEAK</td> </tr> </tbody> </table>	Peak	Freq (MHz)	Level (dBuV/m)	Limit (dBuV/m)	Line Margin (dB)	Read Level (dBuV)	Ant Level (dB/m)	Cable Loss (dB)	Preamp Loss (dB)	Aux Loss (dB)	APos (dB)	TPos (cm)	Remark	1	5632.96	54.91	68.30	-13.39	40.49	34.70	11.20	31.48	0.00	100	147	PEAK	2	5650.51	53.00	68.68	-15.60	38.62	34.72	11.22	31.48	0.00	100	147	PEAK	3	5700.62	54.00	105.47	-50.67	40.24	34.75	11.29	31.48	0.00	100	147	PEAK	4	5720.51	53.30	112.06	-58.76	38.68	34.77	11.32	31.47	0.00	100	147	PEAK	<table border="1"> <thead> <tr> <th>Peak</th> <th>Freq (MHz)</th> <th>Level (dBuV/m)</th> <th>Limit (dBuV/m)</th> <th>Line Margin (dB)</th> <th>Read Level (dBuV)</th> <th>Ant Level (dB/m)</th> <th>Cable Loss (dB)</th> <th>Preamp Loss (dB)</th> <th>Aux Loss (dB)</th> <th>APos (dB)</th> <th>TPos (cm)</th> <th>Remark</th> </tr> </thead> <tbody> <tr> <td>1</td> <td>5795.00</td> <td>93.52</td> <td>-----</td> <td>-----</td> <td>78.71</td> <td>34.83</td> <td>11.45</td> <td>31.47</td> <td>0.00</td> <td>100</td> <td>147</td> <td>PEAK</td> </tr> </tbody> </table>	Peak	Freq (MHz)	Level (dBuV/m)	Limit (dBuV/m)	Line Margin (dB)	Read Level (dBuV)	Ant Level (dB/m)	Cable Loss (dB)	Preamp Loss (dB)	Aux Loss (dB)	APos (dB)	TPos (cm)	Remark	1	5795.00	93.52	-----	-----	78.71	34.83	11.45	31.47	0.00	100	147	PEAK
Peak	Freq (MHz)	Level (dBuV/m)	Limit (dBuV/m)	Line Margin (dB)	Read Level (dBuV)	Ant Level (dB/m)	Cable Loss (dB)	Preamp Loss (dB)	Aux Loss (dB)	APos (dB)	TPos (cm)	Remark																																																																																	
1	5632.96	54.91	68.30	-13.39	40.49	34.70	11.20	31.48	0.00	100	147	PEAK																																																																																	
2	5650.51	53.00	68.68	-15.60	38.62	34.72	11.22	31.48	0.00	100	147	PEAK																																																																																	
3	5700.62	54.00	105.47	-50.67	40.24	34.75	11.29	31.48	0.00	100	147	PEAK																																																																																	
4	5720.51	53.30	112.06	-58.76	38.68	34.77	11.32	31.47	0.00	100	147	PEAK																																																																																	
Peak	Freq (MHz)	Level (dBuV/m)	Limit (dBuV/m)	Line Margin (dB)	Read Level (dBuV)	Ant Level (dB/m)	Cable Loss (dB)	Preamp Loss (dB)	Aux Loss (dB)	APos (dB)	TPos (cm)	Remark																																																																																	
1	5795.00	93.52	-----	-----	78.71	34.83	11.45	31.47	0.00	100	147	PEAK																																																																																	
Avg	Blank	<table border="1"> <thead> <tr> <th>Peak</th> <th>Freq (MHz)</th> <th>Level (dBuV/m)</th> <th>Limit (dBuV/m)</th> <th>Line Margin (dB)</th> <th>Read Level (dBuV)</th> <th>Ant Level (dB/m)</th> <th>Cable Loss (dB)</th> <th>Preamp Loss (dB)</th> <th>Aux Loss (dB)</th> <th>APos (dB)</th> <th>TPos (cm)</th> <th>Remark</th> </tr> </thead> <tbody> <tr> <td>1</td> <td>5795.00</td> <td>87.09</td> <td>-----</td> <td>-----</td> <td>72.29</td> <td>34.83</td> <td>11.44</td> <td>31.47</td> <td>0.00</td> <td>100</td> <td>147</td> <td>AVERAGE</td> </tr> </tbody> </table>	Peak	Freq (MHz)	Level (dBuV/m)	Limit (dBuV/m)	Line Margin (dB)	Read Level (dBuV)	Ant Level (dB/m)	Cable Loss (dB)	Preamp Loss (dB)	Aux Loss (dB)	APos (dB)	TPos (cm)	Remark	1	5795.00	87.09	-----	-----	72.29	34.83	11.44	31.47	0.00	100	147	AVERAGE																																																																	
Peak	Freq (MHz)	Level (dBuV/m)	Limit (dBuV/m)	Line Margin (dB)	Read Level (dBuV)	Ant Level (dB/m)	Cable Loss (dB)	Preamp Loss (dB)	Aux Loss (dB)	APos (dB)	TPos (cm)	Remark																																																																																	
1	5795.00	87.09	-----	-----	72.29	34.83	11.44	31.47	0.00	100	147	AVERAGE																																																																																	



Mode	37																																																																																	
	Band Edge - R																																																																																	
	U-NII-3_5.725-5.85_802.11ac VHT40_CH159_5795MHz																																																																																	
ANT	SISO																																																																																	
Pol.	Vertical	Fundamental																																																																																
Peak	<table border="1"> <thead> <tr> <th>Limit</th> <th>Read</th> <th>Ant</th> <th>Cable</th> <th>Preamp</th> <th>Aux</th> <th>APos</th> <th>TPos</th> <th>Remark</th> </tr> <tr> <th>Freq</th> <th>Level</th> <th>Line Margin</th> <th>Level</th> <th>Factor</th> <th>Loss Factor</th> <th>Factor</th> <th></th> <th></th> </tr> <tr> <th>MHz</th> <th>dBuV/m</th> <th>dBuV/m</th> <th>dB</th> <th>dBuV</th> <th>dB/m</th> <th>dB</th> <th>dB</th> <th>cm</th> <th>deg</th> </tr> </thead> <tbody> <tr> <td>1</td> <td>5854.52</td> <td>56.69</td> <td>111.99</td> <td>-55.30</td> <td>41.81</td> <td>34.87</td> <td>11.49</td> <td>31.48</td> <td>0.00</td> <td>100</td> <td>147</td> <td>PEAK</td> </tr> <tr> <td>2</td> <td>5870.64</td> <td>60.59</td> <td>106.52</td> <td>-45.93</td> <td>45.68</td> <td>34.09</td> <td>11.51</td> <td>31.49</td> <td>0.00</td> <td>100</td> <td>147</td> <td>PEAK</td> </tr> <tr> <td>3</td> <td>5924.74</td> <td>55.28</td> <td>68.50</td> <td>-13.22</td> <td>40.30</td> <td>34.93</td> <td>11.55</td> <td>31.50</td> <td>0.00</td> <td>100</td> <td>147</td> <td>PEAK</td> </tr> <tr> <td>4</td> <td>5925.05</td> <td>55.74</td> <td>68.30</td> <td>-12.56</td> <td>40.76</td> <td>34.93</td> <td>11.55</td> <td>31.50</td> <td>0.00</td> <td>100</td> <td>147</td> <td>PEAK</td> </tr> </tbody> </table>	Limit	Read	Ant	Cable	Preamp	Aux	APos	TPos	Remark	Freq	Level	Line Margin	Level	Factor	Loss Factor	Factor			MHz	dBuV/m	dBuV/m	dB	dBuV	dB/m	dB	dB	cm	deg	1	5854.52	56.69	111.99	-55.30	41.81	34.87	11.49	31.48	0.00	100	147	PEAK	2	5870.64	60.59	106.52	-45.93	45.68	34.09	11.51	31.49	0.00	100	147	PEAK	3	5924.74	55.28	68.50	-13.22	40.30	34.93	11.55	31.50	0.00	100	147	PEAK	4	5925.05	55.74	68.30	-12.56	40.76	34.93	11.55	31.50	0.00	100	147	PEAK	Blank
Limit	Read	Ant	Cable	Preamp	Aux	APos	TPos	Remark																																																																										
Freq	Level	Line Margin	Level	Factor	Loss Factor	Factor																																																																												
MHz	dBuV/m	dBuV/m	dB	dBuV	dB/m	dB	dB	cm	deg																																																																									
1	5854.52	56.69	111.99	-55.30	41.81	34.87	11.49	31.48	0.00	100	147	PEAK																																																																						
2	5870.64	60.59	106.52	-45.93	45.68	34.09	11.51	31.49	0.00	100	147	PEAK																																																																						
3	5924.74	55.28	68.50	-13.22	40.30	34.93	11.55	31.50	0.00	100	147	PEAK																																																																						
4	5925.05	55.74	68.30	-12.56	40.76	34.93	11.55	31.50	0.00	100	147	PEAK																																																																						



Mode	37																																																																									
	Harmonic																																																																									
	U-NII-3_5.725-5.85_802.11ac VHT40_CH159_5795MHz																																																																									
ANT	SISO																																																																									
Pol.	Horizontal	Vertical																																																																								
Peak Avg	<table border="1"> <thead> <tr> <th>Limit</th> <th>Read</th> <th>Ant</th> <th>Cable</th> <th>Preamp</th> <th>Aux</th> <th>APos</th> <th>TPos</th> <th>Remark</th> </tr> <tr> <th>Freq</th> <th>Level</th> <th>Line</th> <th>Margin</th> <th>Level</th> <th>Factor</th> <th>Loss</th> <th>Factor</th> <th>Factor</th> </tr> <tr> <th>MHz</th> <th>dBuV/m</th> <th>dBuV/m</th> <th>dB</th> <th>dBuV</th> <th>dB/m</th> <th>dB</th> <th>dB</th> <th>dB</th> </tr> </thead> <tbody> <tr> <td>1 11587.00</td> <td>45.48</td> <td>74.00</td> <td>-28.52</td> <td>50.24</td> <td>38.87</td> <td>17.84</td> <td>61.47</td> <td>0.00</td> </tr> </tbody> </table>	Limit	Read	Ant	Cable	Preamp	Aux	APos	TPos	Remark	Freq	Level	Line	Margin	Level	Factor	Loss	Factor	Factor	MHz	dBuV/m	dBuV/m	dB	dBuV	dB/m	dB	dB	dB	1 11587.00	45.48	74.00	-28.52	50.24	38.87	17.84	61.47	0.00	<table border="1"> <thead> <tr> <th>Limit</th> <th>Read</th> <th>Ant</th> <th>Cable</th> <th>Preamp</th> <th>Aux</th> <th>APos</th> <th>TPos</th> <th>Remark</th> </tr> <tr> <th>Freq</th> <th>Level</th> <th>Line</th> <th>Margin</th> <th>Level</th> <th>Factor</th> <th>Loss</th> <th>Factor</th> <th>Factor</th> </tr> <tr> <th>MHz</th> <th>dBuV/m</th> <th>dBuV/m</th> <th>dB</th> <th>dBuV</th> <th>dB/m</th> <th>dB</th> <th>dB</th> <th>dB</th> </tr> </thead> <tbody> <tr> <td>1 11587.00</td> <td>46.09</td> <td>74.00</td> <td>-27.91</td> <td>50.85</td> <td>38.87</td> <td>17.84</td> <td>61.47</td> <td>0.00</td> </tr> </tbody> </table>	Limit	Read	Ant	Cable	Preamp	Aux	APos	TPos	Remark	Freq	Level	Line	Margin	Level	Factor	Loss	Factor	Factor	MHz	dBuV/m	dBuV/m	dB	dBuV	dB/m	dB	dB	dB	1 11587.00	46.09	74.00	-27.91	50.85	38.87	17.84	61.47	0.00
Limit	Read	Ant	Cable	Preamp	Aux	APos	TPos	Remark																																																																		
Freq	Level	Line	Margin	Level	Factor	Loss	Factor	Factor																																																																		
MHz	dBuV/m	dBuV/m	dB	dBuV	dB/m	dB	dB	dB																																																																		
1 11587.00	45.48	74.00	-28.52	50.24	38.87	17.84	61.47	0.00																																																																		
Limit	Read	Ant	Cable	Preamp	Aux	APos	TPos	Remark																																																																		
Freq	Level	Line	Margin	Level	Factor	Loss	Factor	Factor																																																																		
MHz	dBuV/m	dBuV/m	dB	dBuV	dB/m	dB	dB	dB																																																																		
1 11587.00	46.09	74.00	-27.91	50.85	38.87	17.84	61.47	0.00																																																																		



Mode	38																																																																																																																											
	Band Edge - L																																																																																																																											
	U-NII-3_5.725-5.85_802.11ac VHT80_CH155_5775MHz																																																																																																																											
ANT	SISO																																																																																																																											
Pol.	Horizontal	Fundamental																																																																																																																										
Peak	<table border="1"> <thead> <tr> <th>Limit</th> <th>Read</th> <th>Ant</th> <th>Cable</th> <th>Preamp</th> <th>Aux</th> <th>APos</th> <th>TPos</th> <th colspan="2"></th> </tr> <tr> <th>Freq</th> <th>Level</th> <th>Line</th> <th>Margin</th> <th>Level</th> <th>Factor</th> <th>Loss</th> <th>Factor</th> <th>Factor</th> <th>Remark</th> </tr> <tr> <th>MHz</th> <th>dBuV/m</th> <th>dBuV/m</th> <th>dB</th> <th>dBuV</th> <th>dB/m</th> <th>dB</th> <th>dB</th> <th>dB</th> <th>cm</th> <th>deg</th> </tr> </thead> <tbody> <tr> <td>1</td> <td>5614.88</td> <td>55.48</td> <td>68.30</td> <td>-12.82</td> <td>41.10</td> <td>34.69</td> <td>11.17</td> <td>31.48</td> <td>0.00</td> <td>100</td> <td>91 PEAK</td> </tr> <tr> <td>2</td> <td>5650.40</td> <td>53.94</td> <td>68.60</td> <td>-14.66</td> <td>39.48</td> <td>34.72</td> <td>11.22</td> <td>31.48</td> <td>0.00</td> <td>100</td> <td>91 PEAK</td> </tr> <tr> <td>3</td> <td>5711.48</td> <td>66.72</td> <td>108.52</td> <td>-41.80</td> <td>52.13</td> <td>34.76</td> <td>11.31</td> <td>31.48</td> <td>0.00</td> <td>100</td> <td>91 PEAK</td> </tr> <tr> <td>4</td> <td>5720.75</td> <td>61.04</td> <td>112.61</td> <td>-51.57</td> <td>46.42</td> <td>34.77</td> <td>11.32</td> <td>31.47</td> <td>0.00</td> <td>100</td> <td>91 PEAK</td> </tr> </tbody> </table>	Limit	Read	Ant	Cable	Preamp	Aux	APos	TPos			Freq	Level	Line	Margin	Level	Factor	Loss	Factor	Factor	Remark	MHz	dBuV/m	dBuV/m	dB	dBuV	dB/m	dB	dB	dB	cm	deg	1	5614.88	55.48	68.30	-12.82	41.10	34.69	11.17	31.48	0.00	100	91 PEAK	2	5650.40	53.94	68.60	-14.66	39.48	34.72	11.22	31.48	0.00	100	91 PEAK	3	5711.48	66.72	108.52	-41.80	52.13	34.76	11.31	31.48	0.00	100	91 PEAK	4	5720.75	61.04	112.61	-51.57	46.42	34.77	11.32	31.47	0.00	100	91 PEAK	<table border="1"> <thead> <tr> <th>Limit</th> <th>Read</th> <th>Ant</th> <th>Cable</th> <th>Preamp</th> <th>Aux</th> <th>APos</th> <th>TPos</th> <th colspan="2"></th> </tr> <tr> <th>Freq</th> <th>Level</th> <th>Line</th> <th>Margin</th> <th>Level</th> <th>Factor</th> <th>Loss</th> <th>Factor</th> <th>Factor</th> <th>Remark</th> </tr> <tr> <th>MHz</th> <th>dBuV/m</th> <th>dBuV/m</th> <th>dB</th> <th>dBuV</th> <th>dB/m</th> <th>dB</th> <th>dB</th> <th>dB</th> <th>cm</th> <th>deg</th> </tr> </thead> <tbody> <tr> <td>1</td> <td>5775.00</td> <td>94.15</td> <td>-----</td> <td>-----</td> <td>79.38</td> <td>34.82</td> <td>11.42</td> <td>31.47</td> <td>0.00</td> <td>100</td> <td>91 PEAK</td> </tr> </tbody> </table>	Limit	Read	Ant	Cable	Preamp	Aux	APos	TPos			Freq	Level	Line	Margin	Level	Factor	Loss	Factor	Factor	Remark	MHz	dBuV/m	dBuV/m	dB	dBuV	dB/m	dB	dB	dB	cm	deg	1	5775.00	94.15	-----	-----	79.38	34.82	11.42	31.47	0.00	100	91 PEAK
Limit	Read	Ant	Cable	Preamp	Aux	APos	TPos																																																																																																																					
Freq	Level	Line	Margin	Level	Factor	Loss	Factor	Factor	Remark																																																																																																																			
MHz	dBuV/m	dBuV/m	dB	dBuV	dB/m	dB	dB	dB	cm	deg																																																																																																																		
1	5614.88	55.48	68.30	-12.82	41.10	34.69	11.17	31.48	0.00	100	91 PEAK																																																																																																																	
2	5650.40	53.94	68.60	-14.66	39.48	34.72	11.22	31.48	0.00	100	91 PEAK																																																																																																																	
3	5711.48	66.72	108.52	-41.80	52.13	34.76	11.31	31.48	0.00	100	91 PEAK																																																																																																																	
4	5720.75	61.04	112.61	-51.57	46.42	34.77	11.32	31.47	0.00	100	91 PEAK																																																																																																																	
Limit	Read	Ant	Cable	Preamp	Aux	APos	TPos																																																																																																																					
Freq	Level	Line	Margin	Level	Factor	Loss	Factor	Factor	Remark																																																																																																																			
MHz	dBuV/m	dBuV/m	dB	dBuV	dB/m	dB	dB	dB	cm	deg																																																																																																																		
1	5775.00	94.15	-----	-----	79.38	34.82	11.42	31.47	0.00	100	91 PEAK																																																																																																																	
Avg	Blank	<table border="1"> <thead> <tr> <th>Limit</th> <th>Read</th> <th>Ant</th> <th>Cable</th> <th>Preamp</th> <th>Aux</th> <th>APos</th> <th>TPos</th> <th colspan="2"></th> </tr> <tr> <th>Freq</th> <th>Level</th> <th>Line</th> <th>Margin</th> <th>Level</th> <th>Factor</th> <th>Loss</th> <th>Factor</th> <th>Factor</th> <th>Remark</th> </tr> <tr> <th>MHz</th> <th>dBuV/m</th> <th>dBuV/m</th> <th>dB</th> <th>dBuV</th> <th>dB/m</th> <th>dB</th> <th>dB</th> <th>dB</th> <th>cm</th> <th>deg</th> </tr> </thead> <tbody> <tr> <td>1</td> <td>5775.00</td> <td>87.73</td> <td>-----</td> <td>-----</td> <td>72.98</td> <td>34.81</td> <td>11.41</td> <td>31.47</td> <td>0.00</td> <td>100</td> <td>91 AVERAGE</td> </tr> </tbody> </table>	Limit	Read	Ant	Cable	Preamp	Aux	APos	TPos			Freq	Level	Line	Margin	Level	Factor	Loss	Factor	Factor	Remark	MHz	dBuV/m	dBuV/m	dB	dBuV	dB/m	dB	dB	dB	cm	deg	1	5775.00	87.73	-----	-----	72.98	34.81	11.41	31.47	0.00	100	91 AVERAGE																																																																															
Limit	Read	Ant	Cable	Preamp	Aux	APos	TPos																																																																																																																					
Freq	Level	Line	Margin	Level	Factor	Loss	Factor	Factor	Remark																																																																																																																			
MHz	dBuV/m	dBuV/m	dB	dBuV	dB/m	dB	dB	dB	cm	deg																																																																																																																		
1	5775.00	87.73	-----	-----	72.98	34.81	11.41	31.47	0.00	100	91 AVERAGE																																																																																																																	



Mode	38																																																																																	
	Band Edge - R																																																																																	
	U-NII-3_5.725-5.85_802.11ac VHT80_CH155_5775MHz																																																																																	
ANT	SISO																																																																																	
Pol.	Horizontal	Fundamental																																																																																
Peak	<p>The spectrum plot shows a blue signal trace with three peaks labeled 1, 2, and 3. A red line represents the 5G BAND 4 limit, which starts at approximately 102.4 dBuV/m at 5845 MHz and slopes downwards to about 73.1 dBuV/m at 5925 MHz. The signal level is consistently below this limit.</p> <table border="1"> <thead> <tr> <th>Limit</th> <th>Read</th> <th>Ant</th> <th>Cable</th> <th>Preamp</th> <th>Aux</th> <th>APos</th> <th>TPos</th> <th>Remark</th> </tr> <tr> <th>Freq</th> <th>Level</th> <th>Line Margin</th> <th>Level</th> <th>Factor</th> <th>Loss</th> <th>Factor</th> <th>Factor</th> <th></th> </tr> <tr> <th>MHz</th> <th>dBuV/m</th> <th>dBuV/m</th> <th>dB</th> <th>dBuV</th> <th>dB/m</th> <th>dB</th> <th>dB</th> <th>cm</th> <th>deg</th> </tr> </thead> <tbody> <tr> <td>1</td> <td>5854.98</td> <td>63.26</td> <td>110.96</td> <td>-47.70</td> <td>48.38</td> <td>34.87</td> <td>11.49</td> <td>31.48</td> <td>0.00</td> <td>100</td> <td>91</td> <td>PEAK</td> </tr> <tr> <td>2</td> <td>5869.33</td> <td>65.90</td> <td>106.89</td> <td>-40.99</td> <td>50.98</td> <td>34.89</td> <td>11.51</td> <td>31.48</td> <td>0.00</td> <td>100</td> <td>91</td> <td>PEAK</td> </tr> <tr> <td>3</td> <td>5924.80</td> <td>56.78</td> <td>68.45</td> <td>-11.67</td> <td>41.80</td> <td>34.93</td> <td>11.55</td> <td>31.50</td> <td>0.00</td> <td>100</td> <td>91</td> <td>PEAK</td> </tr> <tr> <td>4</td> <td>5925.50</td> <td>56.19</td> <td>68.30</td> <td>-12.11</td> <td>41.21</td> <td>34.93</td> <td>11.55</td> <td>31.50</td> <td>0.00</td> <td>100</td> <td>91</td> <td>PEAK</td> </tr> </tbody> </table>	Limit	Read	Ant	Cable	Preamp	Aux	APos	TPos	Remark	Freq	Level	Line Margin	Level	Factor	Loss	Factor	Factor		MHz	dBuV/m	dBuV/m	dB	dBuV	dB/m	dB	dB	cm	deg	1	5854.98	63.26	110.96	-47.70	48.38	34.87	11.49	31.48	0.00	100	91	PEAK	2	5869.33	65.90	106.89	-40.99	50.98	34.89	11.51	31.48	0.00	100	91	PEAK	3	5924.80	56.78	68.45	-11.67	41.80	34.93	11.55	31.50	0.00	100	91	PEAK	4	5925.50	56.19	68.30	-12.11	41.21	34.93	11.55	31.50	0.00	100	91	PEAK	Blank
Limit	Read	Ant	Cable	Preamp	Aux	APos	TPos	Remark																																																																										
Freq	Level	Line Margin	Level	Factor	Loss	Factor	Factor																																																																											
MHz	dBuV/m	dBuV/m	dB	dBuV	dB/m	dB	dB	cm	deg																																																																									
1	5854.98	63.26	110.96	-47.70	48.38	34.87	11.49	31.48	0.00	100	91	PEAK																																																																						
2	5869.33	65.90	106.89	-40.99	50.98	34.89	11.51	31.48	0.00	100	91	PEAK																																																																						
3	5924.80	56.78	68.45	-11.67	41.80	34.93	11.55	31.50	0.00	100	91	PEAK																																																																						
4	5925.50	56.19	68.30	-12.11	41.21	34.93	11.55	31.50	0.00	100	91	PEAK																																																																						



Mode	38																																																																																												
	Band Edge - L																																																																																												
	U-NII-3_5.725-5.85_802.11ac VHT80_CH155_5775MHz																																																																																												
ANT	SISO																																																																																												
Pol.	Vertical	Fundamental																																																																																											
Peak	<table border="1"> <thead> <tr> <th>Peak</th> <th>Freq (MHz)</th> <th>Level (dBuV/m)</th> <th>Limit (dBuV/m)</th> <th>Line Margin (dB)</th> <th>Read (dBuV)</th> <th>Ant (dB/m)</th> <th>Cable Loss (dB)</th> <th>Preamp (dB)</th> <th>Aux (dB)</th> <th>APos (dB)</th> <th>TPos (cm)</th> <th>Remark</th> </tr> </thead> <tbody> <tr> <td>1</td> <td>5631.50</td> <td>56.09</td> <td>68.30</td> <td>-12.21</td> <td>41.68</td> <td>34.70</td> <td>11.19</td> <td>31.48</td> <td>0.00</td> <td>104</td> <td>360</td> <td>PEAK</td> </tr> <tr> <td>2</td> <td>5651.10</td> <td>55.89</td> <td>69.12</td> <td>-13.23</td> <td>41.43</td> <td>34.72</td> <td>11.22</td> <td>31.48</td> <td>0.00</td> <td>104</td> <td>360</td> <td>PEAK</td> </tr> <tr> <td>3</td> <td>5710.43</td> <td>64.64</td> <td>108.22</td> <td>-43.58</td> <td>50.05</td> <td>34.76</td> <td>11.31</td> <td>31.48</td> <td>0.00</td> <td>104</td> <td>360</td> <td>PEAK</td> </tr> <tr> <td>4</td> <td>5720.23</td> <td>64.52</td> <td>111.41</td> <td>-46.89</td> <td>49.90</td> <td>34.77</td> <td>11.32</td> <td>31.47</td> <td>0.00</td> <td>104</td> <td>360</td> <td>PEAK</td> </tr> </tbody> </table>	Peak	Freq (MHz)	Level (dBuV/m)	Limit (dBuV/m)	Line Margin (dB)	Read (dBuV)	Ant (dB/m)	Cable Loss (dB)	Preamp (dB)	Aux (dB)	APos (dB)	TPos (cm)	Remark	1	5631.50	56.09	68.30	-12.21	41.68	34.70	11.19	31.48	0.00	104	360	PEAK	2	5651.10	55.89	69.12	-13.23	41.43	34.72	11.22	31.48	0.00	104	360	PEAK	3	5710.43	64.64	108.22	-43.58	50.05	34.76	11.31	31.48	0.00	104	360	PEAK	4	5720.23	64.52	111.41	-46.89	49.90	34.77	11.32	31.47	0.00	104	360	PEAK	<table border="1"> <thead> <tr> <th>Peak</th> <th>Freq (MHz)</th> <th>Level (dBuV/m)</th> <th>Limit (dBuV/m)</th> <th>Line Margin (dB)</th> <th>Read (dBuV)</th> <th>Ant (dB/m)</th> <th>Cable Loss (dB)</th> <th>Preamp (dB)</th> <th>Aux (dB)</th> <th>APos (dB)</th> <th>TPos (cm)</th> <th>Remark</th> </tr> </thead> <tbody> <tr> <td>1</td> <td>5775.00</td> <td>97.37</td> <td>-----</td> <td>-----</td> <td>82.63</td> <td>34.81</td> <td>11.40</td> <td>31.47</td> <td>0.00</td> <td>104</td> <td>360</td> <td>PEAK</td> </tr> </tbody> </table>	Peak	Freq (MHz)	Level (dBuV/m)	Limit (dBuV/m)	Line Margin (dB)	Read (dBuV)	Ant (dB/m)	Cable Loss (dB)	Preamp (dB)	Aux (dB)	APos (dB)	TPos (cm)	Remark	1	5775.00	97.37	-----	-----	82.63	34.81	11.40	31.47	0.00	104	360	PEAK
Peak	Freq (MHz)	Level (dBuV/m)	Limit (dBuV/m)	Line Margin (dB)	Read (dBuV)	Ant (dB/m)	Cable Loss (dB)	Preamp (dB)	Aux (dB)	APos (dB)	TPos (cm)	Remark																																																																																	
1	5631.50	56.09	68.30	-12.21	41.68	34.70	11.19	31.48	0.00	104	360	PEAK																																																																																	
2	5651.10	55.89	69.12	-13.23	41.43	34.72	11.22	31.48	0.00	104	360	PEAK																																																																																	
3	5710.43	64.64	108.22	-43.58	50.05	34.76	11.31	31.48	0.00	104	360	PEAK																																																																																	
4	5720.23	64.52	111.41	-46.89	49.90	34.77	11.32	31.47	0.00	104	360	PEAK																																																																																	
Peak	Freq (MHz)	Level (dBuV/m)	Limit (dBuV/m)	Line Margin (dB)	Read (dBuV)	Ant (dB/m)	Cable Loss (dB)	Preamp (dB)	Aux (dB)	APos (dB)	TPos (cm)	Remark																																																																																	
1	5775.00	97.37	-----	-----	82.63	34.81	11.40	31.47	0.00	104	360	PEAK																																																																																	
Avg	Blank	<table border="1"> <thead> <tr> <th>Peak</th> <th>Freq (MHz)</th> <th>Level (dBuV/m)</th> <th>Limit (dBuV/m)</th> <th>Line Margin (dB)</th> <th>Read (dBuV)</th> <th>Ant (dB/m)</th> <th>Cable Loss (dB)</th> <th>Preamp (dB)</th> <th>Aux (dB)</th> <th>APos (dB)</th> <th>TPos (cm)</th> <th>Remark</th> </tr> </thead> <tbody> <tr> <td>1</td> <td>5775.00</td> <td>89.86</td> <td>-----</td> <td>-----</td> <td>75.11</td> <td>34.81</td> <td>11.41</td> <td>31.47</td> <td>0.00</td> <td>104</td> <td>360</td> <td>AVERAGE</td> </tr> </tbody> </table>	Peak	Freq (MHz)	Level (dBuV/m)	Limit (dBuV/m)	Line Margin (dB)	Read (dBuV)	Ant (dB/m)	Cable Loss (dB)	Preamp (dB)	Aux (dB)	APos (dB)	TPos (cm)	Remark	1	5775.00	89.86	-----	-----	75.11	34.81	11.41	31.47	0.00	104	360	AVERAGE																																																																	
Peak	Freq (MHz)	Level (dBuV/m)	Limit (dBuV/m)	Line Margin (dB)	Read (dBuV)	Ant (dB/m)	Cable Loss (dB)	Preamp (dB)	Aux (dB)	APos (dB)	TPos (cm)	Remark																																																																																	
1	5775.00	89.86	-----	-----	75.11	34.81	11.41	31.47	0.00	104	360	AVERAGE																																																																																	



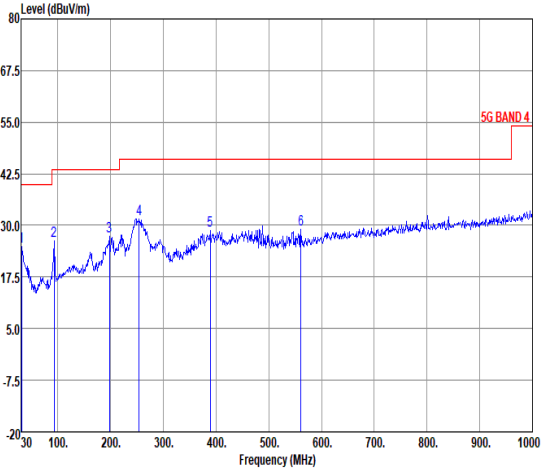
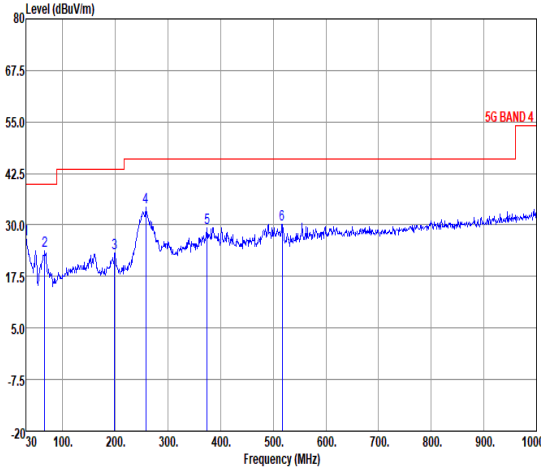
Mode	38																																																																																	
	Band Edge - R																																																																																	
	U-NII-3_5.725-5.85_802.11ac VHT80_CH155_5775MHz																																																																																	
ANT	SISO																																																																																	
Pol.	Vertical	Fundamental																																																																																
Peak	<table border="1"> <thead> <tr> <th>Limit</th> <th>Read</th> <th>Ant</th> <th>Cable</th> <th>Preamp</th> <th>Aux</th> <th>APos</th> <th>TPos</th> <th>Remark</th> </tr> <tr> <th>Freq</th> <th>Level</th> <th>Line Margin</th> <th>Level</th> <th>Factor</th> <th>Loss</th> <th>Factor</th> <th>Factor</th> <th></th> </tr> <tr> <th>MHz</th> <th>dBuV/m</th> <th>dBuV/m</th> <th>dB</th> <th>dBuV</th> <th>dB/m</th> <th>dB</th> <th>dB</th> <th>cm</th> <th>deg</th> </tr> </thead> <tbody> <tr> <td>1</td> <td>5854.98</td> <td>59.24</td> <td>110.96</td> <td>-51.72</td> <td>44.36</td> <td>34.87</td> <td>11.49</td> <td>31.48</td> <td>0.00</td> <td>104</td> <td>360</td> <td>PEAK</td> </tr> <tr> <td>2</td> <td>5861.28</td> <td>62.74</td> <td>109.14</td> <td>-46.40</td> <td>47.84</td> <td>34.88</td> <td>11.50</td> <td>31.48</td> <td>0.00</td> <td>104</td> <td>360</td> <td>PEAK</td> </tr> <tr> <td>3</td> <td>5922.70</td> <td>56.48</td> <td>70.00</td> <td>-13.52</td> <td>41.50</td> <td>34.93</td> <td>11.55</td> <td>31.50</td> <td>0.00</td> <td>104</td> <td>360</td> <td>PEAK</td> </tr> <tr> <td>4</td> <td>5928.30</td> <td>56.71</td> <td>68.30</td> <td>-11.59</td> <td>41.73</td> <td>34.93</td> <td>11.55</td> <td>31.50</td> <td>0.00</td> <td>104</td> <td>360</td> <td>PEAK</td> </tr> </tbody> </table>	Limit	Read	Ant	Cable	Preamp	Aux	APos	TPos	Remark	Freq	Level	Line Margin	Level	Factor	Loss	Factor	Factor		MHz	dBuV/m	dBuV/m	dB	dBuV	dB/m	dB	dB	cm	deg	1	5854.98	59.24	110.96	-51.72	44.36	34.87	11.49	31.48	0.00	104	360	PEAK	2	5861.28	62.74	109.14	-46.40	47.84	34.88	11.50	31.48	0.00	104	360	PEAK	3	5922.70	56.48	70.00	-13.52	41.50	34.93	11.55	31.50	0.00	104	360	PEAK	4	5928.30	56.71	68.30	-11.59	41.73	34.93	11.55	31.50	0.00	104	360	PEAK	Blank
Limit	Read	Ant	Cable	Preamp	Aux	APos	TPos	Remark																																																																										
Freq	Level	Line Margin	Level	Factor	Loss	Factor	Factor																																																																											
MHz	dBuV/m	dBuV/m	dB	dBuV	dB/m	dB	dB	cm	deg																																																																									
1	5854.98	59.24	110.96	-51.72	44.36	34.87	11.49	31.48	0.00	104	360	PEAK																																																																						
2	5861.28	62.74	109.14	-46.40	47.84	34.88	11.50	31.48	0.00	104	360	PEAK																																																																						
3	5922.70	56.48	70.00	-13.52	41.50	34.93	11.55	31.50	0.00	104	360	PEAK																																																																						
4	5928.30	56.71	68.30	-11.59	41.73	34.93	11.55	31.50	0.00	104	360	PEAK																																																																						





Mode	38																																																																									
	Harmonic																																																																									
	U-NII-3_5.725-5.85_802.11ac VHT80_CH155_5775MHz																																																																									
ANT	SISO																																																																									
Pol.	Horizontal	Vertical																																																																								
Peak Avg	<table border="1"> <thead> <tr> <th>Limit</th> <th>Read</th> <th>Ant</th> <th>Cable</th> <th>Preamp</th> <th>Aux</th> <th>APos</th> <th>TPos</th> <th>Remark</th> </tr> <tr> <th>Freq</th> <th>Level</th> <th>Line</th> <th>Margin</th> <th>Level</th> <th>Factor</th> <th>Loss</th> <th>Factor</th> <th>Factor</th> </tr> <tr> <th>MHz</th> <th>dBuV/m</th> <th>dBuV/m</th> <th>dB</th> <th>dBuV</th> <th>dB/m</th> <th>dB</th> <th>dB</th> <th>dB</th> </tr> </thead> <tbody> <tr> <td>1 11554.00</td> <td>45.25</td> <td>74.00</td> <td>-28.75</td> <td>50.07</td> <td>38.84</td> <td>17.81</td> <td>61.47</td> <td>0.00</td> </tr> </tbody> </table>	Limit	Read	Ant	Cable	Preamp	Aux	APos	TPos	Remark	Freq	Level	Line	Margin	Level	Factor	Loss	Factor	Factor	MHz	dBuV/m	dBuV/m	dB	dBuV	dB/m	dB	dB	dB	1 11554.00	45.25	74.00	-28.75	50.07	38.84	17.81	61.47	0.00	<table border="1"> <thead> <tr> <th>Limit</th> <th>Read</th> <th>Ant</th> <th>Cable</th> <th>Preamp</th> <th>Aux</th> <th>APos</th> <th>TPos</th> <th>Remark</th> </tr> <tr> <th>Freq</th> <th>Level</th> <th>Line</th> <th>Margin</th> <th>Level</th> <th>Factor</th> <th>Loss</th> <th>Factor</th> <th>Factor</th> </tr> <tr> <th>MHz</th> <th>dBuV/m</th> <th>dBuV/m</th> <th>dB</th> <th>dBuV</th> <th>dB/m</th> <th>dB</th> <th>dB</th> <th>dB</th> </tr> </thead> <tbody> <tr> <td>1 11554.00</td> <td>45.16</td> <td>74.00</td> <td>-28.84</td> <td>49.98</td> <td>38.84</td> <td>17.81</td> <td>61.47</td> <td>0.00</td> </tr> </tbody> </table>	Limit	Read	Ant	Cable	Preamp	Aux	APos	TPos	Remark	Freq	Level	Line	Margin	Level	Factor	Loss	Factor	Factor	MHz	dBuV/m	dBuV/m	dB	dBuV	dB/m	dB	dB	dB	1 11554.00	45.16	74.00	-28.84	49.98	38.84	17.81	61.47	0.00
	Limit	Read	Ant	Cable	Preamp	Aux	APos	TPos	Remark																																																																	
Freq	Level	Line	Margin	Level	Factor	Loss	Factor	Factor																																																																		
MHz	dBuV/m	dBuV/m	dB	dBuV	dB/m	dB	dB	dB																																																																		
1 11554.00	45.25	74.00	-28.75	50.07	38.84	17.81	61.47	0.00																																																																		
Limit	Read	Ant	Cable	Preamp	Aux	APos	TPos	Remark																																																																		
Freq	Level	Line	Margin	Level	Factor	Loss	Factor	Factor																																																																		
MHz	dBuV/m	dBuV/m	dB	dBuV	dB/m	dB	dB	dB																																																																		
1 11554.00	45.16	74.00	-28.84	49.98	38.84	17.81	61.47	0.00																																																																		



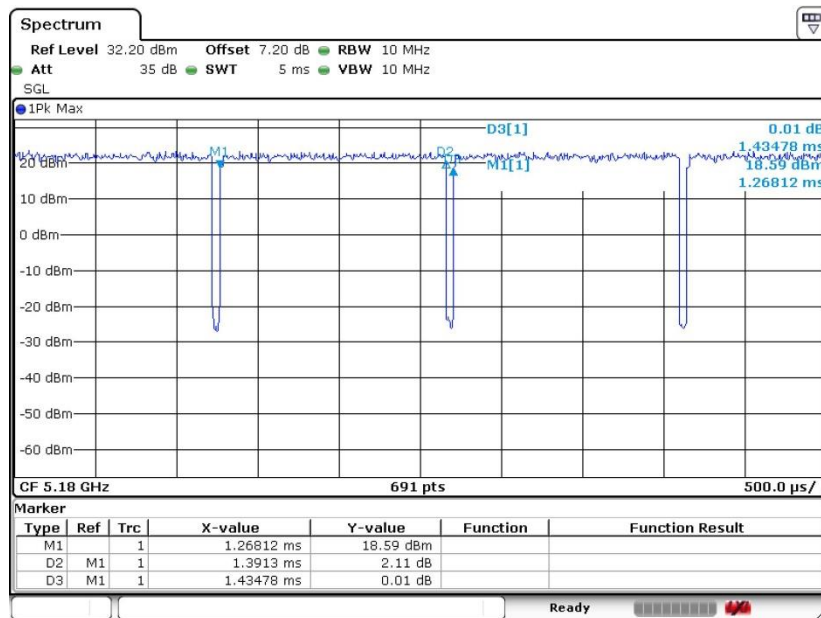
Mode	-																																																																																																																																																											
	Emission below 1GHz																																																																																																																																																											
	U-NII-3_5.725-5.85_802.11ac VHT20_CH165_5825MHz																																																																																																																																																											
ANT	SISO																																																																																																																																																											
Pol.	Horizontal	Vertical																																																																																																																																																										
Peak QP	 <table border="1" data-bbox="252 1131 794 1299"> <thead> <tr> <th>Peak</th> <th>1</th> <th>2</th> <th>3</th> <th>4</th> <th>5</th> <th>6</th> </tr> </thead> <tbody> <tr> <td>Level (dBuV/m)</td> <td>30.97</td> <td>24.93</td> <td>40.00</td> <td>-15.07</td> <td>31.48</td> <td>25.09</td> </tr> <tr> <td>Limit Line</td> <td>40.00</td> <td>-17.31</td> <td>42.03</td> <td>15.20</td> <td>1.36</td> <td>32.40</td> </tr> <tr> <td>Over Limit</td> <td>42.03</td> <td>15.20</td> <td>1.36</td> <td>32.40</td> <td>0.00</td> <td>---</td> </tr> <tr> <td>ReadAntenna Level Factor</td> <td>197.81</td> <td>27.23</td> <td>43.50</td> <td>-16.27</td> <td>42.54</td> <td>15.01</td> </tr> <tr> <td>Cable Loss Factor</td> <td>254.07</td> <td>31.55</td> <td>46.00</td> <td>-14.45</td> <td>42.82</td> <td>19.00</td> </tr> <tr> <td>Preamp Factor</td> <td>388.90</td> <td>28.70</td> <td>46.00</td> <td>-17.30</td> <td>36.56</td> <td>21.60</td> </tr> <tr> <td>Aux Factor</td> <td>560.59</td> <td>28.96</td> <td>46.00</td> <td>-17.04</td> <td>32.74</td> <td>25.33</td> </tr> <tr> <td>A/Pos</td> <td>0.76</td> <td>32.40</td> <td>0.00</td> <td>---</td> <td>---</td> <td>---</td> </tr> <tr> <td>T/Pos</td> <td>0.00</td> <td>---</td> <td>---</td> <td>---</td> <td>---</td> <td>---</td> </tr> <tr> <td>Remark</td> <td>---</td> <td>---</td> <td>Peak</td> <td>---</td> <td>---</td> <td>Peak</td> </tr> </tbody> </table>	Peak	1	2	3	4	5	6	Level (dBuV/m)	30.97	24.93	40.00	-15.07	31.48	25.09	Limit Line	40.00	-17.31	42.03	15.20	1.36	32.40	Over Limit	42.03	15.20	1.36	32.40	0.00	---	ReadAntenna Level Factor	197.81	27.23	43.50	-16.27	42.54	15.01	Cable Loss Factor	254.07	31.55	46.00	-14.45	42.82	19.00	Preamp Factor	388.90	28.70	46.00	-17.30	36.56	21.60	Aux Factor	560.59	28.96	46.00	-17.04	32.74	25.33	A/Pos	0.76	32.40	0.00	---	---	---	T/Pos	0.00	---	---	---	---	---	Remark	---	---	Peak	---	---	Peak	 <table border="1" data-bbox="922 1131 1465 1299"> <thead> <tr> <th>Peak</th> <th>1</th> <th>2</th> <th>3</th> <th>4</th> <th>5</th> <th>6</th> </tr> </thead> <tbody> <tr> <td>Level (dBuV/m)</td> <td>30.00</td> <td>26.57</td> <td>40.00</td> <td>-13.43</td> <td>32.47</td> <td>25.74</td> </tr> <tr> <td>Limit Line</td> <td>40.00</td> <td>-16.22</td> <td>40.83</td> <td>14.21</td> <td>1.14</td> <td>32.40</td> </tr> <tr> <td>Over Limit</td> <td>40.83</td> <td>14.21</td> <td>1.14</td> <td>32.40</td> <td>0.00</td> <td>---</td> </tr> <tr> <td>ReadAntenna Level Factor</td> <td>198.78</td> <td>23.29</td> <td>43.50</td> <td>-20.21</td> <td>38.61</td> <td>15.00</td> </tr> <tr> <td>Cable Loss Factor</td> <td>257.95</td> <td>34.21</td> <td>46.00</td> <td>-11.79</td> <td>45.00</td> <td>19.45</td> </tr> <tr> <td>Preamp Factor</td> <td>374.35</td> <td>29.32</td> <td>46.00</td> <td>-16.68</td> <td>37.62</td> <td>21.23</td> </tr> <tr> <td>Aux Factor</td> <td>516.94</td> <td>30.18</td> <td>46.00</td> <td>-15.82</td> <td>35.04</td> <td>24.39</td> </tr> <tr> <td>A/Pos</td> <td>0.76</td> <td>32.40</td> <td>0.00</td> <td>---</td> <td>---</td> <td>---</td> </tr> <tr> <td>T/Pos</td> <td>0.00</td> <td>---</td> <td>---</td> <td>---</td> <td>---</td> <td>---</td> </tr> <tr> <td>Remark</td> <td>---</td> <td>---</td> <td>Peak</td> <td>---</td> <td>---</td> <td>Peak</td> </tr> </tbody> </table>	Peak	1	2	3	4	5	6	Level (dBuV/m)	30.00	26.57	40.00	-13.43	32.47	25.74	Limit Line	40.00	-16.22	40.83	14.21	1.14	32.40	Over Limit	40.83	14.21	1.14	32.40	0.00	---	ReadAntenna Level Factor	198.78	23.29	43.50	-20.21	38.61	15.00	Cable Loss Factor	257.95	34.21	46.00	-11.79	45.00	19.45	Preamp Factor	374.35	29.32	46.00	-16.68	37.62	21.23	Aux Factor	516.94	30.18	46.00	-15.82	35.04	24.39	A/Pos	0.76	32.40	0.00	---	---	---	T/Pos	0.00	---	---	---	---	---	Remark	---	---	Peak	---	---	Peak
Peak	1	2	3	4	5	6																																																																																																																																																						
Level (dBuV/m)	30.97	24.93	40.00	-15.07	31.48	25.09																																																																																																																																																						
Limit Line	40.00	-17.31	42.03	15.20	1.36	32.40																																																																																																																																																						
Over Limit	42.03	15.20	1.36	32.40	0.00	---																																																																																																																																																						
ReadAntenna Level Factor	197.81	27.23	43.50	-16.27	42.54	15.01																																																																																																																																																						
Cable Loss Factor	254.07	31.55	46.00	-14.45	42.82	19.00																																																																																																																																																						
Preamp Factor	388.90	28.70	46.00	-17.30	36.56	21.60																																																																																																																																																						
Aux Factor	560.59	28.96	46.00	-17.04	32.74	25.33																																																																																																																																																						
A/Pos	0.76	32.40	0.00	---	---	---																																																																																																																																																						
T/Pos	0.00	---	---	---	---	---																																																																																																																																																						
Remark	---	---	Peak	---	---	Peak																																																																																																																																																						
Peak	1	2	3	4	5	6																																																																																																																																																						
Level (dBuV/m)	30.00	26.57	40.00	-13.43	32.47	25.74																																																																																																																																																						
Limit Line	40.00	-16.22	40.83	14.21	1.14	32.40																																																																																																																																																						
Over Limit	40.83	14.21	1.14	32.40	0.00	---																																																																																																																																																						
ReadAntenna Level Factor	198.78	23.29	43.50	-20.21	38.61	15.00																																																																																																																																																						
Cable Loss Factor	257.95	34.21	46.00	-11.79	45.00	19.45																																																																																																																																																						
Preamp Factor	374.35	29.32	46.00	-16.68	37.62	21.23																																																																																																																																																						
Aux Factor	516.94	30.18	46.00	-15.82	35.04	24.39																																																																																																																																																						
A/Pos	0.76	32.40	0.00	---	---	---																																																																																																																																																						
T/Pos	0.00	---	---	---	---	---																																																																																																																																																						
Remark	---	---	Peak	---	---	Peak																																																																																																																																																						



## Appendix B. Duty Cycle Plots

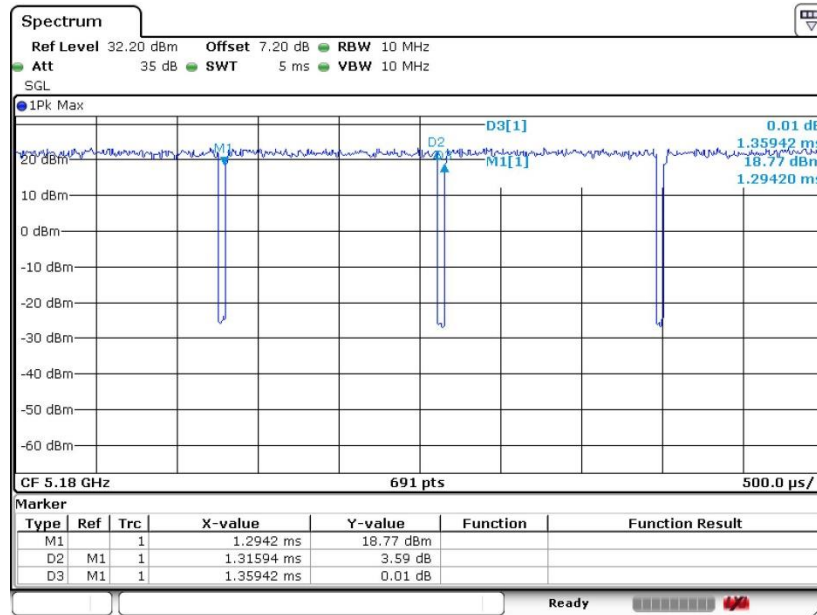
Band	Duty Cycle(%)	T(ms)	1/T(kHz)	VBW Setting
802.11a	96.97	1.391	0.7188	0.75KHz
802.11ac VHT20	96.80	1.316	0.760	0.82KHz
802.11ac VHT40	89.50	0.657	1.522	1.6KHz
802.11ac VHT80	88.23	0.326	3.067	3.3KHz

### 802.11a

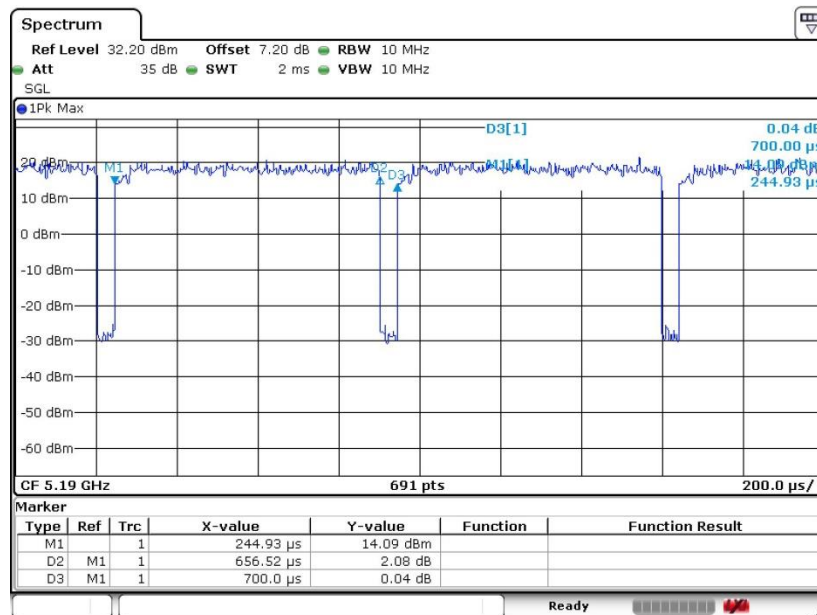




802.11ac VHT 20

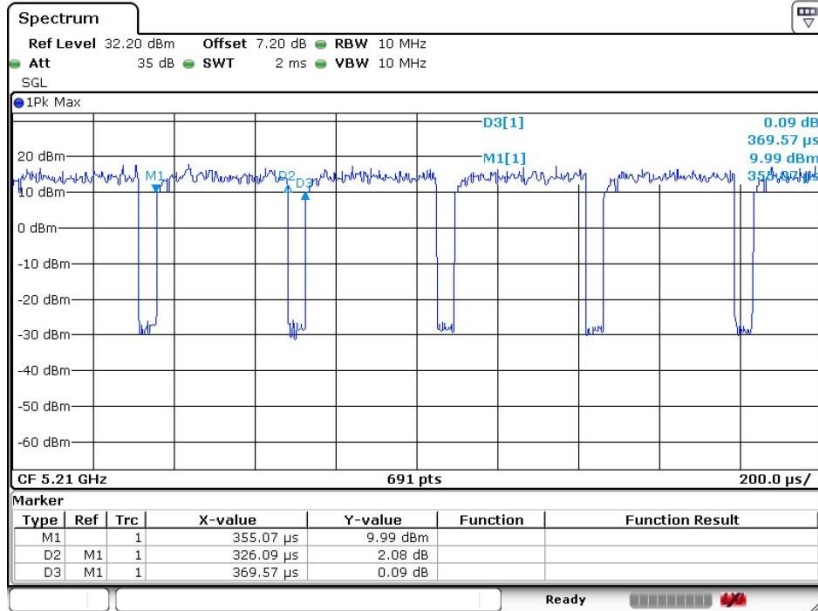


802.11ac VHT40





802.11ac VHT80





## **Appendix D. Reference Report**

Please refer to Sporton report number FR282501D & FZ282501 which is issued separately.