



FCC RF Test Report

APPLICANT : Motorola Mobility LLC
EQUIPMENT : Mobile Cellular Phone
BRAND NAME : Motorola
MODEL NAME : XT2333-3
FCC ID : IHDT56AH8
STANDARD : FCC Part 15 Subpart C §15.247
CLASSIFICATION : (DTS) Digital Transmission System
TEST DATE(S) : Nov. 01, 2022 ~ Nov. 02, 2022

We, Sporton International Inc. (Kunshan), would like to declare that the tested sample has been evaluated in accordance with the test procedures and has been in compliance with the applicable technical standards.

The test results in this report apply exclusively to the tested model / sample. Without written approval of Sporton International Inc. (Kunshan), the test report shall not be reproduced except in full.

Jason Jia

Approved by: Jason Jia



Sporton International Inc. (Kunshan)

**No. 1098, Pengxi North Road, Kunshan Economic Development Zone Jiangsu Province 215300
People's Republic of China**



TABLE OF CONTENTS

REVISION HISTORY..... 3

SUMMARY OF TEST RESULT 4

1 GENERAL DESCRIPTION 5

 1.1 Applicant 5

 1.2 Manufacturer 5

 1.3 Product Feature of Equipment Under Test..... 5

 1.4 Product Specification of Equipment Under Test..... 5

 1.5 Modification of EUT 5

 1.6 Specification of Accessory..... 6

 1.7 Testing Location 7

 1.8 Test Software..... 7

 1.9 Applicable Standards..... 7

2 RE-USE OF MEASURED DATA 8

 2.1 Introduction Section 8

 2.2 Model Difference Information 8

 2.3 Reference detail Section: 8

 2.4 Spot Check Verification Data Section..... 9

3 TEST CONFIGURATION OF EQUIPMENT UNDER TEST 10

 3.1 Carrier Frequency and Channel 10

 3.2 Test Mode..... 11

 3.3 Connection Diagram of Test System..... 12

 3.4 EUT Operation Test Setup 12

4 TEST RESULT 13

 4.1 Output Power Measurement..... 13

 4.2 Radiated Band Edges and Spurious Emission Measurement 14

 4.3 Antenna Requirements 18

5 LIST OF MEASURING EQUIPMENT 19

6 UNCERTAINTY OF EVALUATION 20

APPENDIX A. RADIATED SPURIOUS EMISSION

APPENDIX B. DUTY CYCLE PLOTS

APPENDIX C. SETUP PHOTOGRAPHS

APPENDIX D. REFERENCE REPORT



REVISION HISTORY

REPORT NO.	VERSION	DESCRIPTION	ISSUED DATE
FR282609C	Rev. 01	Initial issue of report	Nov. 14, 2022



SUMMARY OF TEST RESULT

Report Section	FCC Rule	Description	Limit	Result	Remark
4.1	15.247(b)	Power Output Measurement	≤ 30dBm	Pass	-
4.2	15.247(d)	Radiated Band Edges and Radiated Spurious Emission	15.209(a) & 15.247(d)	Pass	Under limit 3.16 dB at 2484.110 MHz
4.3	15.203 & 15.247(b)	Antenna Requirement	15.203 & 15.247(b)	Pass	-

Declaration of Conformity:
The test results with all measurement uncertainty excluded are presented in accordance with the regulation limits.
Comments and Explanations:
The declared of product specification for EUT presented in the report are provided by the manufacturer, and the manufacturer takes all the responsibilities for the accuracy of product specification.



1 General Description

1.1 Applicant

Motorola Mobility LLC
222 W,Merchandise Mart Plaza, Chicago IL 60654 USA

1.2 Manufacturer

Motorola Mobility LLC
222 W,Merchandise Mart Plaza, Chicago IL 60654 USA

1.3 Product Feature of Equipment Under Test

Product Feature	
Equipment	Mobile Cellular Phone
Brand Name	Motorola
Model Name	XT2333-3
FCC ID	IHDT56AH8
IMEI Code	Radiation: 357758180024350/357758180024368 357758180029813/357758180029821
HW Version	DVT2
SW Version	THA33.23
EUT Stage	Identical Prototype

Remark: The above EUT's information was declared by manufacturer. Please refer to the specifications or user's manual for more detailed description.

1.4 Product Specification of Equipment Under Test

Standards-related Product Specification	
Tx/Rx Channel Frequency Range	2412 MHz ~ 2462 MHz
Antenna Type / Gain	IFA Antenna with gain -1.8 dBi
Type of Modulation	802.11b : DSSS (DBPSK / DQPSK / CCK) 802.11g/n : OFDM (BPSK / QPSK / 16QAM / 64QAM)

1.5 Modification of EUT

No modifications are made to the EUT during all test items.



1.6 Specification of Accessory

Accessories Information				
AC Adapter 1(US)	Brand Name	Motorola(Salcomp)	Model Name	MC-331
AC Adapter 1(EU)	Brand Name	Motorola(Salcomp)	Model Name	MC-332
AC Adapter 1(UK)	Brand Name	Motorola(Salcomp)	Model Name	MC-333
AC Adapter 1(IN)	Brand Name	Motorola(Salcomp)	Model Name	MC-334
AC Adapter 1(AU)	Brand Name	Motorola(Salcomp)	Model Name	MC-335
AC Adapter 1(BR)	Brand Name	Motorola(Salcomp)	Model Name	MC-337
AC Adapter 1(CHILE)	Brand Name	Motorola(Salcomp)	Model Name	MC-339
AC Adapter 2(US)	Brand Name	Motorola(Chenyang)	Model Name	MC-331
AC Adapter 2(EU)	Brand Name	Motorola(Chenyang)	Model Name	MC-332
AC Adapter 2(AU)	Brand Name	Motorola(Chenyang)	Model Name	MC-335
AC Adapter 2(AR)	Brand Name	Motorola(Chenyang)	Model Name	MC-336
AC Adapter 2(BR)	Brand Name	Motorola(Chenyang)	Model Name	MC-337
AC Adapter 2(PRC)	Brand Name	Motorola(Chenyang)	Model Name	MC-338
AC Adapter 3(US)	Brand Name	Motorola(Acbel)	Model Name	MC-331
AC Adapter 3(EU)	Brand Name	Motorola(Acbel)	Model Name	MC-332
AC Adapter 3(UK)	Brand Name	Motorola(Acbel)	Model Name	MC-333
Battery 1	Brand Name	Motorola(ATL)	Model Name	PH50
Battery 2	Brand Name	Motorola(SUNWODA)	Model Name	PH50
Earphone 1	Brand Name	Motorola(Xinlide)	Model Name	MH202
Earphone 2	Brand Name	Motorola(Lianyun)	Model Name	MH202
USB Cable 1	Brand Name	Motorola(KingPower)	Model Name	K235-08074-H0
USB Cable 2	Brand Name	Motorola(Broad)	Model Name	HO0003
USB Cable 3	Brand Name	Motorola(KINGHOME)	Model Name	5G data cable



1.7 Testing Location

Sporton International Inc. (Kunshan) is accredited to ISO/IEC 17025:2017 by American Association for Laboratory Accreditation with Certificate Number 5145.02.

Test Firm	Sporton International Inc. (Kunshan)		
Test Site Location	No. 1098, Pengxi North Road, Kunshan Economic Development Zone Jiangsu Province 215300 People's Republic of China TEL : +86-512-57900158 FAX : +86-512-57900958		
Test Site No.	Sporton Site No.	FCC Designation No.	FCC Test Firm Registration No.
	03CH08-KS TH01-KS	CN1257	314309

1.8 Test Software

Item	Site	Manufacturer	Name	Version
1.	03CH08-KS	AUDIX	E3	6.2009-8-24al

1.9 Applicable Standards

According to the specifications of the manufacturer, the EUT must comply with the requirements of the following standards:

- ♦ 47 CFR Part 15 Subpart C §15.247
- ♦ FCC KDB 558074 D01 15.247 Meas Guidance v05r02
- ♦ ANSI C63.10-2013

Remark:

1. All test items were verified and recorded according to the standards and without any deviation during the test.
2. This EUT has also been tested and complied with the requirements of FCC Part 15, Subpart B, recorded in a separate test report.



2 Re-use of Measured Data

2.1 Introduction Section

This application re-uses data collected on a similar device. The subject device of this application (Model: XT2333-3, FCC ID: IHDT56AH8) is electrically identical to the reference device (Model: XT2331-1, XT2333-1, FCC ID: IHDT56AH6) for the portions of the circuitry corresponding to the data being re-used. Based on their similarity, the FCC Part 15C (equipment class: DTS) reuse the original model's result and do spot-check, following the FCC KDB 484596 D01 v01.

The applicant takes full responsibility that the test data as referenced in this report represent compliance for this FCC ID: IHDT56AH8 .

2.2 Model Difference Information

The main difference between FCC ID: IHDT56AH6 and FCC ID: IHDT56AH8 is as below:

- Remove WCDMA Band IV and LTE Band 4/13/26/66.
- Add NFC function and LTE Band 20/41.

Other differences and all the details of similarity and difference can be found in the confidential documents (XT2333-3_Operational Description of Product Equality Declaration).

2.3 Reference detail Section:

Rule Part	Equipment Class	Frequency Band (MHz)	Reference FCC ID(Parent)	Type Grant/ Permissive Change	Reference Title	FCC ID Filling (Variant)	Report Title/Section
15C	DTS (WLAN)	2400~2483.5	IHDT56AH6	Original Grant	FR282501C	IHDT56AH8	All sections applicable except for RSE



2.4 Spot Check Verification Data Section

Conducted power test against the variant model based on the worst-case condition from the original model was performed in this filing to demonstrate the test data from original model remains representative for the variant model

Summary for power spot check for each rule entry and technology is listed as below:

Test Item	Mode	IHDT56AH6 Parent Worst Result	IHDT56AE8 Variant Check Result	Difference (dB)
Conducted Power (dBm)	11b	20.09	20.07	0.02
	11g	24.82	24.60	0.22
	11n HT20	24.49	24.22	0.20
	11n HT40	24.11	24.02	0.09

Conclusion:

Conducted Power test against the variant model based on the worst-case condition from the original model was performed in this filing to demonstrate the test data from original model remains representative for the variant model.

Based on the spot check test result, the test data from the original model is representative for the variant model. The power level spot check are shown within expected level compliant to limit line.

We confirm that the test data reuse policy of FCC KDB 484596 D01 Referencing Test Data v01 has been followed and the test data as referenced from the parent model report represents compliance with new FCC ID.



3 Test Configuration of Equipment Under Test

- a. The EUT has been associated with peripherals and configuration operated in a manner tended to maximize its emission characteristics in a typical application. Frequency range investigated: radiation emission (9 kHz to the 10th harmonic of the highest fundamental frequency or to 40 GHz, whichever is lower). For radiated measurement, pre-scanned in three orthogonal panels, X, Y, Z. The worst cases (X plane) were recorded in this report.

3.1 Carrier Frequency and Channel

Frequency Band	Channel	Freq. (MHz)	Channel	Freq. (MHz)
2400-2483.5 MHz	1	2412	7	2442
	2	2417	8	2447
	3	2422	9	2452
	4	2427	10	2457
	5	2432	11	2462
	6	2437		



3.2 Test Mode

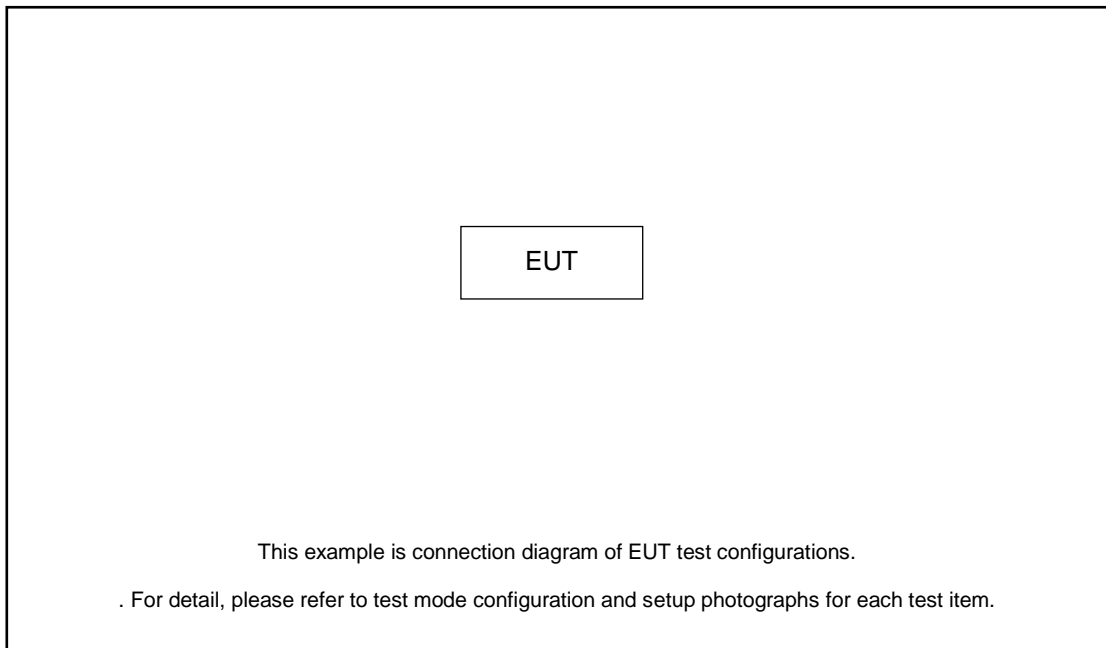
Final test modes are considering the modulation and worse data rates as below table.

Modulation	Data Rate
802.11b	1 Mbps
802.11g	6 Mbps
802.11n HT20	MCS0
802.11n HT40	MCS0

CO-location
WIFI 802.11n HT40 CH09 Tx + LTE Band 41 BW_20M Link

3.3 Connection Diagram of Test System

Radiated Emission:



3.4 EUT Operation Test Setup

For WLAN RF test items, an engineering test program was provided and enabled to make EUT continuous transmit.

4 Test Result

4.1 Output Power Measurement

4.1.1 Limit of Output Power

For systems using digital modulation in the 2400-2483.5MHz, the limit for peak output power is 30dBm. If transmitting antenna with directional gain greater than 6dBi is used, the peak output power from the intentional radiator shall be reduced below the above stated value by the amount in dB that the directional gain of the antenna exceeds 6 dBi. In case of point-to-point operation, the limit has to be reduced by 1dB for every 3dB that the directional gain of the antenna exceeds 6dBi.

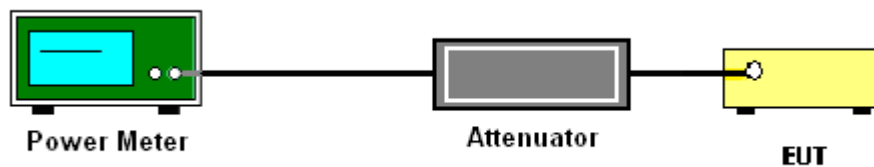
4.1.2 Measuring Instruments

The measuring equipment is listed in the section 4 of this test report.

4.1.3 Test Procedures

1. The testing follows the Measurement Procedure of ANSI C63.10-2013 clause 11.9.1.3 PKPM1 Peak power meter or ANSI C63.10-2013 clause 11.9.2.3.1 Method AVGPM method.
2. The RF output of EUT was connected to the power meter by RF cable and attenuator. The path loss was compensated to the results for each measurement.
3. Set to the maximum power setting and enable the EUT transmit continuously.
4. Measure the conducted output power and record the results in the test report.

4.1.4 Test Setup



4.1.5 Test Result of Peak Output Power

Please refer to Spot Check Verification Data Section.



4.2 Radiated Band Edges and Spurious Emission Measurement

4.2.1 Limit of Radiated band edge and Spurious Emission Measurement

In any 100 kHz bandwidth outside the intentional radiator frequency band, all harmonics/spurious must be at least 20 dB below the highest emission level within the authorized band. If the output power of this device was measured by spectrum analyzer, the attenuation under this paragraph shall be 30 dB instead of 20 dB. In addition, radiated emissions which fall in the restricted bands must also comply with the limits as below.

Frequency (MHz)	Field Strength (microvolts/meter)	Measurement Distance (meters)
0.009 – 0.490	2400/F(kHz)	300
0.490 – 1.705	24000/F(kHz)	30
1.705 – 30.0	30	30
30 – 88	100	3
88 – 216	150	3
216 - 960	200	3
Above 960	500	3

4.2.2 Measuring Instruments

The measuring equipment is listed in the section 4 of this test report.

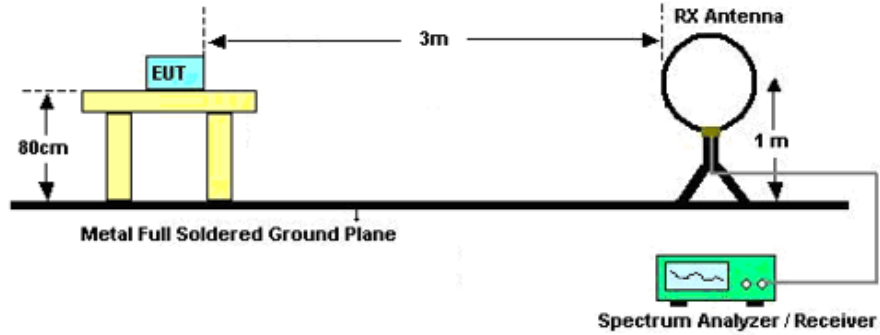


4.2.3 Test Procedures

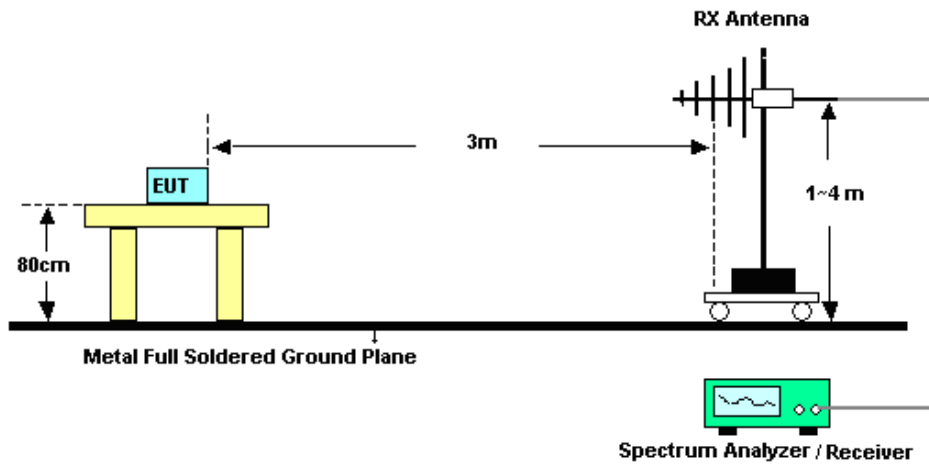
1. The testing follows ANSI C63.10-2013 clause 11.11 & 11.12
2. The EUT was arranged to its worst case and then tune the antenna tower (from 1 m to 4 m) and turntable (from 0 degree to 360 degrees) to find the maximum reading. A pre-amp and a high pass filter are used for the test in order to get better signal level.
3. The EUT was placed on a turntable with 0.8 meter for frequency below 1GHz and 1.5 meter for frequency above 1GHz respectively above ground.
4. The EUT was set 3 meters from the interference receiving antenna, which was mounted on the top of a variable height antenna tower.
5. Corrected Reading: Antenna Factor + Cable Loss + Read Level - Preamp Factor = Level
6. For testing below 1GHz, if the emission level of the EUT in peak mode was 3 dB lower than the limit specified, then peak values of EUT will be reported, otherwise, the emissions will be repeated one by one using the CISPR quasi-peak method and reported.
7. For testing above 1GHz, the emission level of the EUT in peak mode was 20dB lower than peak limit (that means the emission level in average mode also complies with the limit in average mode), then peak values of EUT will be reported, otherwise, the emissions will be measured in average mode again and reported.
8. Use the following spectrum analyzer settings:
 - (1) Span shall wide enough to fully capture the emission being measured;
 - (2) Set RBW=100 kHz for $f < 1$ GHz; VBW \geq RBW; Sweep = auto; Detector function = peak; Trace = max hold;
 - (3) Set RBW = 1 MHz, VBW= 3MHz for $f \geq 1$ GHz for peak measurement.
For average measurement:
 - VBW = 10 Hz, when duty cycle is no less than 98 percent.
 - VBW $\geq 1/T$, when duty cycle is less than 98 percent where T is the minimum transmission duration over which the transmitter is on and is transmitting at its maximum power control level for the tested mode of operation.

4.2.4 Test Setup

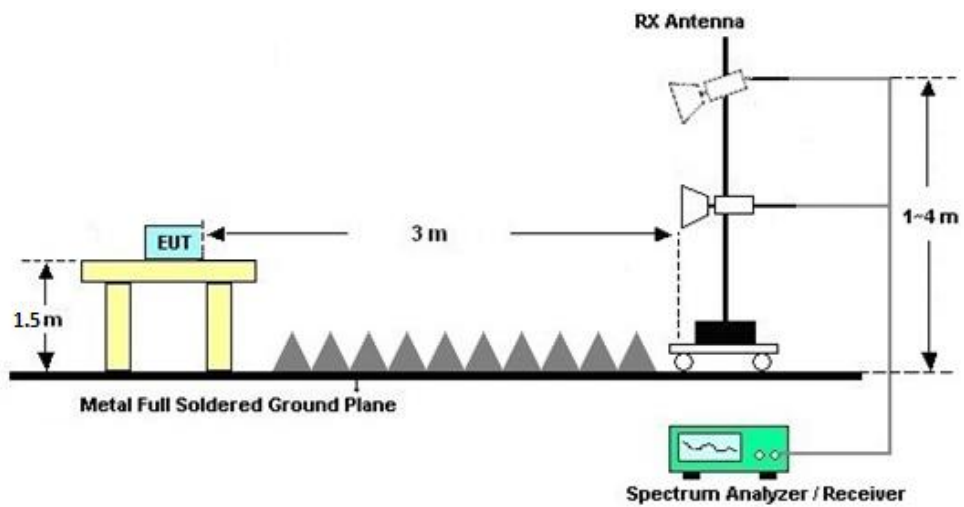
For radiated emissions below 30MHz



For radiated emissions from 30MHz to 1GHz



For radiated emissions above 1GHz





4.2.5 Test Results of Radiated Spurious Emissions (9kHz ~ 30MHz)

The low frequency, which started from 9 kHz to 30MHz, was pre-scanned and the result which was 20dB lower than the limit line was not reported.

There is a comparison data of both open-field test site and semi-Anechoic chamber, and the result came out very similar.

4.2.6 Test Result of Radiated Spurious at Band Edges

Please refer to Appendix A.

4.2.7 Duty Cycle

Please refer to Appendix B.

4.2.8 Test Result of Radiated Spurious Emission (30MHz ~ 10th Harmonic or 40GHz, whichever is lower)

Please refer to Appendix A.



4.3 Antenna Requirements

4.3.1 Standard Applicable

If directional gain of transmitting Antennas is greater than 6dBi, the power shall be reduced by the same level in dB comparing to gain minus 6dBi. The use of a permanently attached Antenna or of an Antenna that uses a unique coupling to the intentional radiator shall be considered sufficient to comply with the rule.

4.3.2 Antenna Anti-Replacement Construction

An embedded-in antenna design is used.

4.3.3 Antenna Gain

The antenna peak gain of EUT is less than 6 dBi. Therefore, it is not necessary to reduce maximum peak output power limit.



5 List of Measuring Equipment

Instrument	Manufacturer	Model No.	Serial No.	Characteristics	Calibration Date	Test Date	Due Date	Remark
Pulse Power Sensor	Anritsu	MA2411B	0917070	300MHz~40GHz	Jan. 05, 2022	Nov. 02, 2022	Jan. 04, 2023	Conducted (TH01-KS)
Power Meter	Anritsu	ML2495A	1005002	50MHz Bandwidth	Jan. 05, 2022	Nov. 02, 2022	Jan. 04, 2023	Conducted (TH01-KS)
EMI Test Receiver	Keysight	N9038A	MY57290151	3Hz~8.5GHz;Max 30dBm	Jul. 11, 2022	Nov. 01, 2022	Jul. 10, 2023	Radiation (03CH08-KS)
Spectrum Analyzer	R&S	FSV40	101932	10kHz~40GHz;Max 30dBm	Oct. 12, 2022	Nov. 01, 2022	Oct. 11, 2023	Radiation (03CH08-KS)
Loop Antenna	R&S	HFH2-Z2	100321	9kHz~30MHz	Oct. 16, 2022	Nov. 01, 2022	Oct. 15, 2023	Radiation (03CH08-KS)
Bilog Antenna	TESEQ& VGT	CBL 61110	59915	30MHz-1GHz	Aug. 26, 2022	Nov. 01, 2022	Aug. 25, 2023	Radiation (03CH08-KS)
Double Ridge Horn Antenna	ETS-Lindgren	3117	00240138	1GHz~18GHz	Jul. 08, 2022	Nov. 01, 2022	Jul. 07, 2023	Radiation (03CH08-KS)
high gain Amplifier	EM	EM01G18GA	060845	1Ghz-18Ghz	Jan. 05, 2022	Nov. 01, 2022	Jan. 04, 2023	Radiation (03CH08-KS)
SHF-EHF Horn	Com-power	AH-840	101070	18GHz~40GHz	Jan. 05, 2022	Nov. 01, 2022	Jan. 04, 2023	Radiation (03CH08-KS)
Amplifier	SONOMA	310N	413741	9KHz-1GHz	Jan. 05, 2022	Nov. 01, 2022	Jan. 04, 2023	Radiation (03CH08-KS)
Amplifier	EM	EM01G18GA	060834	1Ghz-18Ghz	Jan. 05, 2022	Nov. 01, 2022	Jan. 04, 2023	Radiation (03CH08-KS)
Amplifier	MITEQ	EM18G40GG A	060728	18~40GHz	Jan. 05, 2022	Nov. 01, 2022	Jan. 04, 2023	Radiation (03CH08-KS)
AC Power Source	Chroma	61601	616010002473	N/A	NCR	Nov. 01, 2022	NCR	Radiation (03CH08-KS)
Turn Table	EM	EM 1000-T	N/A	0~360 degree	NCR	Nov. 01, 2022	NCR	Radiation (03CH08-KS)
Antenna Mast	EM	EM 1000-A	N/A	1 m~4 m	NCR	Nov. 01, 2022	NCR	Radiation (03CH08-KS)

NCR: No Calibration Required



6 Uncertainty of Evaluation

The measurement uncertainties shown below were calculated in accordance with the requirements of ANSI 63.10-2013. All the measurement uncertainty value were shown with a coverage K=2 to indicate 95% level of confidence. The measurement data show herein meets or exceeds the CISPR measurement uncertainty values specified in CISPR 16-4-2 and can be compared directly to specified limit to determine compliance.

Uncertainty of Conducted Measurement

Test Item	Uncertainty
Conducted Power	±0.46 dB

Uncertainty of Radiated Emission Measurement (30 MHz ~ 1000 MHz)

Measuring Uncertainty for a Level of Confidence of 95% (U = 2Uc(y))	5.0 dB
---	--------

Uncertainty of Radiated Emission Measurement (1000 MHz ~ 18000 MHz)

Measuring Uncertainty for a Level of Confidence of 95% (U = 2Uc(y))	5.0 dB
---	--------

Uncertainty of Radiated Emission Measurement (18000 MHz ~ 40000 MHz)

Measuring Uncertainty for a Level of Confidence of 95% (U = 2Uc(y))	5.0 dB
---	--------

----- THE END -----



Appendix A. Radiated Spurious Emission

Radiated Spurious Emission Test Modes

Mode	Band (MHz)	Antenna	Modulation	Channel	Frequency	Data Rate	RU	Remark
Mode 10	2400-2483.5	SISO	802.11b	01	2412	1Mbps	-	-
Mode 11	2400-2483.5	SISO	802.11b	06	2437	1Mbps	-	-
Mode 12	2400-2483.5	SISO	802.11b	11	2462	1Mbps	-	-
Mode 13	2400-2483.5	SISO	802.11g	01	2412	6Mbps	-	-
Mode 14	2400-2483.5	SISO	802.11g	06	2437	6Mbps	-	-
Mode 15	2400-2483.5	SISO	802.11g	11	2462	6Mbps	-	-
Mode 16	2400-2483.5	SISO	802.11n HT20	01	2412	MCS0	-	-
Mode 17	2400-2483.5	SISO	802.11n HT20	06	2437	MCS0	-	-
Mode 18	2400-2483.5	SISO	802.11n HT20	11	2462	MCS0	-	-
Mode 19	2400-2483.5	SISO	802.11n HT40	03	2422	MCS0	-	-
Mode 20	2400-2483.5	SISO	802.11n HT40	06	2437	MCS0	-	-
Mode 21	2400-2483.5	SISO	802.11n HT40	09	2452	MCS0	-	-
Mode 23	-	SISO	LTE_B41_BW_20M+ 802.11n HT40_09	-	-	-	-	-



Summary of each worse mode

Mode	Modulation	Ch.	Freq. (MHz)	Level (dBuV/m)	Limit (dBuV/m)	Margin (dB)	Pol.	Peak Avg.	Result	Remark
10	802.11b	01	2386.31	49.17	54.00	-4.83	H	AVERAGE	Pass	Band Edge
11	802.11b	06	4874.00	50.10	54.00	-3.90	H	AVERAGE	Pass	Harmonic
12	802.11b	11	2487.57	48.95	54.00	-5.05	V	AVERAGE	Pass	Band Edge
13	802.11g	01	2389.30	46.23	54.00	-7.77	V	AVERAGE	Pass	Band Edge
14	802.11g	06	4874.00	45.61	54.00	-8.39	V	AVERAGE	Pass	Harmonic
15	802.11g	11	2483.51	49.70	54.00	-4.30	V	AVERAGE	Pass	Band Edge
16	802.11n HT20	01	2389.95	49.57	54.00	-4.43	V	AVERAGE	Pass	Band Edge
17	802.11n HT20	06	4874.00	43.26	74.00	-30.74	H	PEAK	Pass	Harmonic
18	802.11n HT20	11	2483.58	50.58	54.00	-3.42	V	AVERAGE	Pass	Band Edge
19	802.11n HT40	03	2389.74	50.71	54.00	-3.29	V	AVERAGE	Pass	Band Edge
20	802.11n HT40	06	2483.56	49.10	54.00	-4.90	V	AVERAGE	Pass	Band Edge
21	802.11n HT40	09	2484.11	50.84	54.00	-3.16	H	AVERAGE	Pass	Band Edge
23	802.11n HT40	09	2484.35	48.86	54.00	-5.14	V	AVERAGE	Pass	Band Edge



Mode	10																																																																																			
	Band Edge																																																																																			
	2400-2483.5_802.11b_CH01_2412MHz																																																																																			
ANT	SISO																																																																																			
Pol.	Horizontal	Fundamental																																																																																		
Peak	<table border="1"> <thead> <tr> <th>Limit</th> <th>Read</th> <th>Ant</th> <th>Cable</th> <th>Preamp</th> <th>Aux</th> <th>APos</th> <th>TPos</th> <th>Remark</th> </tr> <tr> <th>Freq</th> <th>Level</th> <th>Line</th> <th>Margin</th> <th>Level</th> <th>Factor</th> <th>Loss</th> <th>Factor</th> <th>Factor</th> </tr> <tr> <th>MHz</th> <th>dBuV/m</th> <th>dBuV/m</th> <th>dB</th> <th>dBuV</th> <th>dB/m</th> <th>dB</th> <th>dB</th> <th>cm</th> <th>deg</th> </tr> </thead> <tbody> <tr> <td>1</td> <td>2385.79</td> <td>57.82</td> <td>74.00</td> <td>-16.18</td> <td>45.55</td> <td>31.96</td> <td>7.16</td> <td>32.85</td> <td>6.00</td> <td>100</td> <td>307</td> <td>PEAK</td> </tr> </tbody> </table>	Limit	Read	Ant	Cable	Preamp	Aux	APos	TPos	Remark	Freq	Level	Line	Margin	Level	Factor	Loss	Factor	Factor	MHz	dBuV/m	dBuV/m	dB	dBuV	dB/m	dB	dB	cm	deg	1	2385.79	57.82	74.00	-16.18	45.55	31.96	7.16	32.85	6.00	100	307	PEAK	<table border="1"> <thead> <tr> <th>Limit</th> <th>Read</th> <th>Ant</th> <th>Cable</th> <th>Preamp</th> <th>Aux</th> <th>APos</th> <th>TPos</th> <th>Remark</th> </tr> <tr> <th>Freq</th> <th>Level</th> <th>Line</th> <th>Margin</th> <th>Level</th> <th>Factor</th> <th>Loss</th> <th>Factor</th> <th>Factor</th> </tr> <tr> <th>MHz</th> <th>dBuV/m</th> <th>dBuV/m</th> <th>dB</th> <th>dBuV</th> <th>dB/m</th> <th>dB</th> <th>dB</th> <th>cm</th> <th>deg</th> </tr> </thead> <tbody> <tr> <td>1</td> <td>2412.00</td> <td>108.83</td> <td>-----</td> <td>-----</td> <td>96.46</td> <td>32.01</td> <td>7.20</td> <td>32.84</td> <td>6.00</td> <td>100</td> <td>307</td> <td>PEAK</td> </tr> </tbody> </table>	Limit	Read	Ant	Cable	Preamp	Aux	APos	TPos	Remark	Freq	Level	Line	Margin	Level	Factor	Loss	Factor	Factor	MHz	dBuV/m	dBuV/m	dB	dBuV	dB/m	dB	dB	cm	deg	1	2412.00	108.83	-----	-----	96.46	32.01	7.20	32.84	6.00	100	307	PEAK
	Limit	Read	Ant	Cable	Preamp	Aux	APos	TPos	Remark																																																																											
Freq	Level	Line	Margin	Level	Factor	Loss	Factor	Factor																																																																												
MHz	dBuV/m	dBuV/m	dB	dBuV	dB/m	dB	dB	cm	deg																																																																											
1	2385.79	57.82	74.00	-16.18	45.55	31.96	7.16	32.85	6.00	100	307	PEAK																																																																								
Limit	Read	Ant	Cable	Preamp	Aux	APos	TPos	Remark																																																																												
Freq	Level	Line	Margin	Level	Factor	Loss	Factor	Factor																																																																												
MHz	dBuV/m	dBuV/m	dB	dBuV	dB/m	dB	dB	cm	deg																																																																											
1	2412.00	108.83	-----	-----	96.46	32.01	7.20	32.84	6.00	100	307	PEAK																																																																								
Avg	<table border="1"> <thead> <tr> <th>Limit</th> <th>Read</th> <th>Ant</th> <th>Cable</th> <th>Preamp</th> <th>Aux</th> <th>APos</th> <th>TPos</th> <th>Remark</th> </tr> <tr> <th>Freq</th> <th>Level</th> <th>Line</th> <th>Margin</th> <th>Level</th> <th>Factor</th> <th>Loss</th> <th>Factor</th> <th>Factor</th> </tr> <tr> <th>MHz</th> <th>dBuV/m</th> <th>dBuV/m</th> <th>dB</th> <th>dBuV</th> <th>dB/m</th> <th>dB</th> <th>dB</th> <th>cm</th> <th>deg</th> </tr> </thead> <tbody> <tr> <td>1</td> <td>2386.31</td> <td>49.17</td> <td>54.00</td> <td>-4.83</td> <td>36.90</td> <td>31.96</td> <td>7.16</td> <td>32.85</td> <td>6.00</td> <td>100</td> <td>307</td> <td>AVERAGE</td> </tr> </tbody> </table>	Limit	Read	Ant	Cable	Preamp	Aux	APos	TPos	Remark	Freq	Level	Line	Margin	Level	Factor	Loss	Factor	Factor	MHz	dBuV/m	dBuV/m	dB	dBuV	dB/m	dB	dB	cm	deg	1	2386.31	49.17	54.00	-4.83	36.90	31.96	7.16	32.85	6.00	100	307	AVERAGE	<table border="1"> <thead> <tr> <th>Limit</th> <th>Read</th> <th>Ant</th> <th>Cable</th> <th>Preamp</th> <th>Aux</th> <th>APos</th> <th>TPos</th> <th>Remark</th> </tr> <tr> <th>Freq</th> <th>Level</th> <th>Line</th> <th>Margin</th> <th>Level</th> <th>Factor</th> <th>Loss</th> <th>Factor</th> <th>Factor</th> </tr> <tr> <th>MHz</th> <th>dBuV/m</th> <th>dBuV/m</th> <th>dB</th> <th>dBuV</th> <th>dB/m</th> <th>dB</th> <th>dB</th> <th>cm</th> <th>deg</th> </tr> </thead> <tbody> <tr> <td>1</td> <td>2412.00</td> <td>105.95</td> <td>-----</td> <td>-----</td> <td>93.58</td> <td>32.01</td> <td>7.20</td> <td>32.84</td> <td>6.00</td> <td>100</td> <td>307</td> <td>AVERAGE</td> </tr> </tbody> </table>	Limit	Read	Ant	Cable	Preamp	Aux	APos	TPos	Remark	Freq	Level	Line	Margin	Level	Factor	Loss	Factor	Factor	MHz	dBuV/m	dBuV/m	dB	dBuV	dB/m	dB	dB	cm	deg	1	2412.00	105.95	-----	-----	93.58	32.01	7.20	32.84	6.00	100	307	AVERAGE
	Limit	Read	Ant	Cable	Preamp	Aux	APos	TPos	Remark																																																																											
Freq	Level	Line	Margin	Level	Factor	Loss	Factor	Factor																																																																												
MHz	dBuV/m	dBuV/m	dB	dBuV	dB/m	dB	dB	cm	deg																																																																											
1	2386.31	49.17	54.00	-4.83	36.90	31.96	7.16	32.85	6.00	100	307	AVERAGE																																																																								
Limit	Read	Ant	Cable	Preamp	Aux	APos	TPos	Remark																																																																												
Freq	Level	Line	Margin	Level	Factor	Loss	Factor	Factor																																																																												
MHz	dBuV/m	dBuV/m	dB	dBuV	dB/m	dB	dB	cm	deg																																																																											
1	2412.00	105.95	-----	-----	93.58	32.01	7.20	32.84	6.00	100	307	AVERAGE																																																																								



Mode	10																																																																																			
	Band Edge																																																																																			
	2400-2483.5_802.11b_CH01_2412MHz																																																																																			
ANT	SISO																																																																																			
Pol.	Vertical	Fundamental																																																																																		
Peak	<table border="1"> <thead> <tr> <th>Limit</th> <th>Read</th> <th>Ant</th> <th>Cable</th> <th>Preamp</th> <th>Aux</th> <th>APos</th> <th>TPos</th> <th>Remark</th> </tr> <tr> <th>Freq</th> <th>Level</th> <th>Line</th> <th>Margin</th> <th>Level</th> <th>Factor</th> <th>Loss</th> <th>Factor</th> <th>Factor</th> </tr> <tr> <th>MHz</th> <th>dBuV/m</th> <th>dBuV/m</th> <th>dB</th> <th>dBuV</th> <th>dB/m</th> <th>dB</th> <th>dB</th> <th>cm</th> <th>deg</th> </tr> </thead> <tbody> <tr> <td>1</td> <td>2386.31</td> <td>56.67</td> <td>74.00</td> <td>-17.33</td> <td>44.40</td> <td>31.96</td> <td>7.16</td> <td>32.85</td> <td>6.00</td> <td>286</td> <td>268</td> <td>PEAK</td> </tr> </tbody> </table>	Limit	Read	Ant	Cable	Preamp	Aux	APos	TPos	Remark	Freq	Level	Line	Margin	Level	Factor	Loss	Factor	Factor	MHz	dBuV/m	dBuV/m	dB	dBuV	dB/m	dB	dB	cm	deg	1	2386.31	56.67	74.00	-17.33	44.40	31.96	7.16	32.85	6.00	286	268	PEAK	<table border="1"> <thead> <tr> <th>Limit</th> <th>Read</th> <th>Ant</th> <th>Cable</th> <th>Preamp</th> <th>Aux</th> <th>APos</th> <th>TPos</th> <th>Remark</th> </tr> <tr> <th>Freq</th> <th>Level</th> <th>Line</th> <th>Margin</th> <th>Level</th> <th>Factor</th> <th>Loss</th> <th>Factor</th> <th>Factor</th> </tr> <tr> <th>MHz</th> <th>dBuV/m</th> <th>dBuV/m</th> <th>dB</th> <th>dBuV</th> <th>dB/m</th> <th>dB</th> <th>dB</th> <th>cm</th> <th>deg</th> </tr> </thead> <tbody> <tr> <td>1</td> <td>2412.00</td> <td>109.76</td> <td>-----</td> <td>-----</td> <td>97.39</td> <td>32.01</td> <td>7.20</td> <td>32.84</td> <td>6.00</td> <td>286</td> <td>268</td> <td>PEAK</td> </tr> </tbody> </table>	Limit	Read	Ant	Cable	Preamp	Aux	APos	TPos	Remark	Freq	Level	Line	Margin	Level	Factor	Loss	Factor	Factor	MHz	dBuV/m	dBuV/m	dB	dBuV	dB/m	dB	dB	cm	deg	1	2412.00	109.76	-----	-----	97.39	32.01	7.20	32.84	6.00	286	268	PEAK
	Limit	Read	Ant	Cable	Preamp	Aux	APos	TPos	Remark																																																																											
Freq	Level	Line	Margin	Level	Factor	Loss	Factor	Factor																																																																												
MHz	dBuV/m	dBuV/m	dB	dBuV	dB/m	dB	dB	cm	deg																																																																											
1	2386.31	56.67	74.00	-17.33	44.40	31.96	7.16	32.85	6.00	286	268	PEAK																																																																								
Limit	Read	Ant	Cable	Preamp	Aux	APos	TPos	Remark																																																																												
Freq	Level	Line	Margin	Level	Factor	Loss	Factor	Factor																																																																												
MHz	dBuV/m	dBuV/m	dB	dBuV	dB/m	dB	dB	cm	deg																																																																											
1	2412.00	109.76	-----	-----	97.39	32.01	7.20	32.84	6.00	286	268	PEAK																																																																								
Avg	<table border="1"> <thead> <tr> <th>Limit</th> <th>Read</th> <th>Ant</th> <th>Cable</th> <th>Preamp</th> <th>Aux</th> <th>APos</th> <th>TPos</th> <th>Remark</th> </tr> <tr> <th>Freq</th> <th>Level</th> <th>Line</th> <th>Margin</th> <th>Level</th> <th>Factor</th> <th>Loss</th> <th>Factor</th> <th>Factor</th> </tr> <tr> <th>MHz</th> <th>dBuV/m</th> <th>dBuV/m</th> <th>dB</th> <th>dBuV</th> <th>dB/m</th> <th>dB</th> <th>dB</th> <th>cm</th> <th>deg</th> </tr> </thead> <tbody> <tr> <td>1</td> <td>2386.31</td> <td>48.56</td> <td>54.00</td> <td>-5.44</td> <td>36.29</td> <td>31.96</td> <td>7.16</td> <td>32.85</td> <td>6.00</td> <td>286</td> <td>268</td> <td>AVERAGE</td> </tr> </tbody> </table>	Limit	Read	Ant	Cable	Preamp	Aux	APos	TPos	Remark	Freq	Level	Line	Margin	Level	Factor	Loss	Factor	Factor	MHz	dBuV/m	dBuV/m	dB	dBuV	dB/m	dB	dB	cm	deg	1	2386.31	48.56	54.00	-5.44	36.29	31.96	7.16	32.85	6.00	286	268	AVERAGE	<table border="1"> <thead> <tr> <th>Limit</th> <th>Read</th> <th>Ant</th> <th>Cable</th> <th>Preamp</th> <th>Aux</th> <th>APos</th> <th>TPos</th> <th>Remark</th> </tr> <tr> <th>Freq</th> <th>Level</th> <th>Line</th> <th>Margin</th> <th>Level</th> <th>Factor</th> <th>Loss</th> <th>Factor</th> <th>Factor</th> </tr> <tr> <th>MHz</th> <th>dBuV/m</th> <th>dBuV/m</th> <th>dB</th> <th>dBuV</th> <th>dB/m</th> <th>dB</th> <th>dB</th> <th>cm</th> <th>deg</th> </tr> </thead> <tbody> <tr> <td>1</td> <td>2412.00</td> <td>106.90</td> <td>-----</td> <td>-----</td> <td>94.53</td> <td>32.01</td> <td>7.20</td> <td>32.84</td> <td>6.00</td> <td>286</td> <td>268</td> <td>AVERAGE</td> </tr> </tbody> </table>	Limit	Read	Ant	Cable	Preamp	Aux	APos	TPos	Remark	Freq	Level	Line	Margin	Level	Factor	Loss	Factor	Factor	MHz	dBuV/m	dBuV/m	dB	dBuV	dB/m	dB	dB	cm	deg	1	2412.00	106.90	-----	-----	94.53	32.01	7.20	32.84	6.00	286	268	AVERAGE
	Limit	Read	Ant	Cable	Preamp	Aux	APos	TPos	Remark																																																																											
Freq	Level	Line	Margin	Level	Factor	Loss	Factor	Factor																																																																												
MHz	dBuV/m	dBuV/m	dB	dBuV	dB/m	dB	dB	cm	deg																																																																											
1	2386.31	48.56	54.00	-5.44	36.29	31.96	7.16	32.85	6.00	286	268	AVERAGE																																																																								
Limit	Read	Ant	Cable	Preamp	Aux	APos	TPos	Remark																																																																												
Freq	Level	Line	Margin	Level	Factor	Loss	Factor	Factor																																																																												
MHz	dBuV/m	dBuV/m	dB	dBuV	dB/m	dB	dB	cm	deg																																																																											
1	2412.00	106.90	-----	-----	94.53	32.01	7.20	32.84	6.00	286	268	AVERAGE																																																																								

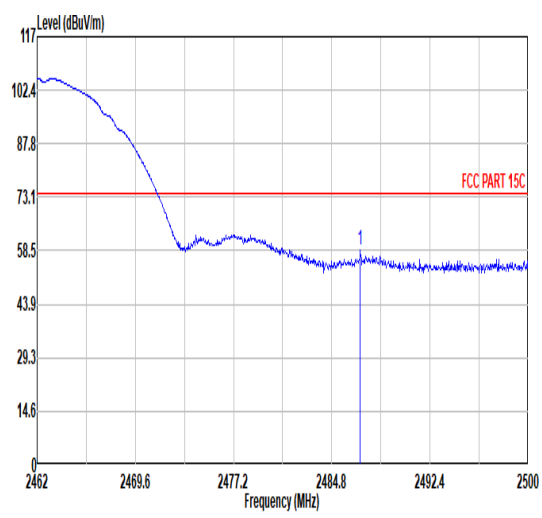
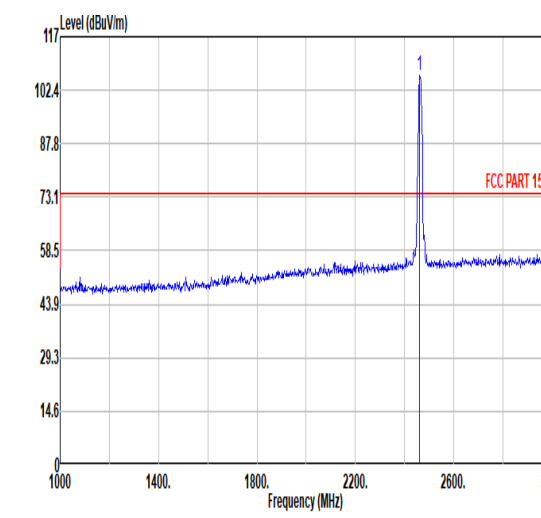
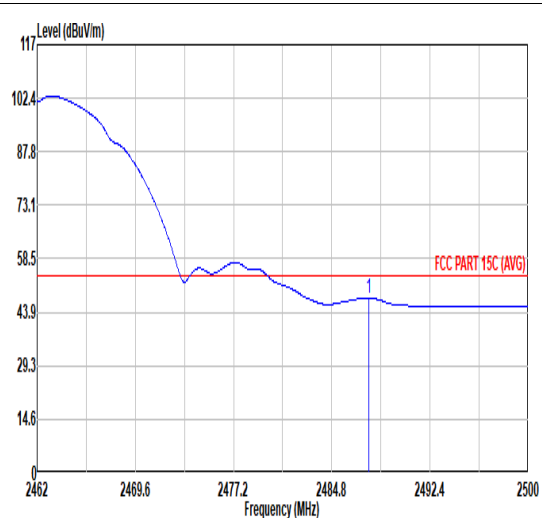
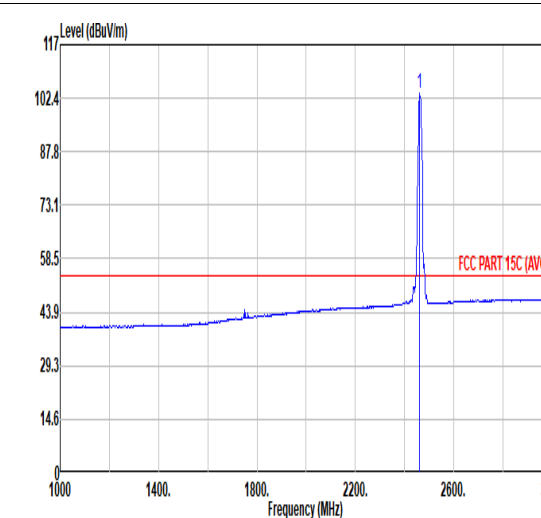


Mode	10																																																																																															
	Harmonic																																																																																															
	2400-2483.5_802.11b_CH01_2412MHz																																																																																															
ANT	SISO																																																																																															
Pol.	Horizontal	Vertical																																																																																														
Peak Avg																																																																																																
	<table border="1"> <thead> <tr> <th>Limit</th> <th>Read</th> <th>Ant</th> <th>Cable</th> <th>Preamp</th> <th>Aux</th> <th>APos</th> <th>TPos</th> <th>Remark</th> </tr> <tr> <th>Freq</th> <th>Level</th> <th>Line Margin</th> <th>Level Factor</th> <th>Loss Factor</th> <th>Factor</th> <th></th> <th></th> <th></th> </tr> <tr> <th>MHz</th> <th>dBuV/m</th> <th>dBuV/m</th> <th>dB</th> <th>dBuV</th> <th>dB/m</th> <th>dB</th> <th>dB</th> <th>cm</th> <th>deg</th> </tr> </thead> <tbody> <tr> <td>1</td> <td>4824.00</td> <td>50.65</td> <td>74.00</td> <td>-23.35</td> <td>71.53</td> <td>34.09</td> <td>10.29</td> <td>65.26</td> <td>0.00</td> <td>114</td> <td>290</td> <td>PEAK</td> </tr> <tr> <td>2</td> <td>4824.00</td> <td>48.90</td> <td>54.00</td> <td>-5.10</td> <td>69.78</td> <td>34.09</td> <td>10.29</td> <td>65.26</td> <td>0.00</td> <td>114</td> <td>290</td> <td>AVERAGE</td> </tr> </tbody> </table>	Limit	Read	Ant	Cable	Preamp	Aux	APos	TPos	Remark	Freq	Level	Line Margin	Level Factor	Loss Factor	Factor				MHz	dBuV/m	dBuV/m	dB	dBuV	dB/m	dB	dB	cm	deg	1	4824.00	50.65	74.00	-23.35	71.53	34.09	10.29	65.26	0.00	114	290	PEAK	2	4824.00	48.90	54.00	-5.10	69.78	34.09	10.29	65.26	0.00	114	290	AVERAGE	<table border="1"> <thead> <tr> <th>Limit</th> <th>Read</th> <th>Ant</th> <th>Cable</th> <th>Preamp</th> <th>Aux</th> <th>APos</th> <th>TPos</th> <th>Remark</th> </tr> <tr> <th>Freq</th> <th>Level</th> <th>Line Margin</th> <th>Level Factor</th> <th>Loss Factor</th> <th>Factor</th> <th></th> <th></th> <th></th> </tr> <tr> <th>MHz</th> <th>dBuV/m</th> <th>dBuV/m</th> <th>dB</th> <th>dBuV</th> <th>dB/m</th> <th>dB</th> <th>dB</th> <th>cm</th> <th>deg</th> </tr> </thead> <tbody> <tr> <td>1</td> <td>4824.00</td> <td>47.11</td> <td>74.00</td> <td>-26.89</td> <td>67.99</td> <td>34.09</td> <td>10.29</td> <td>65.26</td> <td>0.00</td> <td>107</td> <td>306</td> <td>PEAK</td> </tr> </tbody> </table>	Limit	Read	Ant	Cable	Preamp	Aux	APos	TPos	Remark	Freq	Level	Line Margin	Level Factor	Loss Factor	Factor				MHz	dBuV/m	dBuV/m	dB	dBuV	dB/m	dB	dB	cm	deg	1	4824.00	47.11	74.00	-26.89	67.99	34.09	10.29	65.26	0.00	107	306
Limit	Read	Ant	Cable	Preamp	Aux	APos	TPos	Remark																																																																																								
Freq	Level	Line Margin	Level Factor	Loss Factor	Factor																																																																																											
MHz	dBuV/m	dBuV/m	dB	dBuV	dB/m	dB	dB	cm	deg																																																																																							
1	4824.00	50.65	74.00	-23.35	71.53	34.09	10.29	65.26	0.00	114	290	PEAK																																																																																				
2	4824.00	48.90	54.00	-5.10	69.78	34.09	10.29	65.26	0.00	114	290	AVERAGE																																																																																				
Limit	Read	Ant	Cable	Preamp	Aux	APos	TPos	Remark																																																																																								
Freq	Level	Line Margin	Level Factor	Loss Factor	Factor																																																																																											
MHz	dBuV/m	dBuV/m	dB	dBuV	dB/m	dB	dB	cm	deg																																																																																							
1	4824.00	47.11	74.00	-26.89	67.99	34.09	10.29	65.26	0.00	107	306	PEAK																																																																																				



Mode	11																																																																																																																																							
	Harmonic																																																																																																																																							
	2400-2483.5_802.11b_CH06_2437MHz																																																																																																																																							
ANT	SISO																																																																																																																																							
Pol.	Horizontal	Vertical																																																																																																																																						
Peak Avg	<table border="1"> <thead> <tr> <th>Limit</th> <th>Read</th> <th>Ant</th> <th>Cable</th> <th>Preamp</th> <th>Aux</th> <th>APos</th> <th>TPos</th> <th>Remark</th> </tr> <tr> <th>Freq</th> <th>Level</th> <th>Line Margin</th> <th>Level</th> <th>Factor</th> <th>Loss Factor</th> <th>Factor</th> <th></th> <th></th> </tr> <tr> <th>MHz</th> <th>dBuV/m</th> <th>dBuV/m</th> <th>dB</th> <th>dBuV</th> <th>dB/m</th> <th>dB</th> <th>dB</th> <th>cm</th> <th>deg</th> </tr> </thead> <tbody> <tr> <td>1</td> <td>4874.00</td> <td>52.21</td> <td>74.00</td> <td>-21.79</td> <td>73.02</td> <td>34.12</td> <td>10.34</td> <td>65.27</td> <td>0.00</td> <td>126</td> <td>290</td> <td>PEAK</td> </tr> <tr> <td>2</td> <td>4874.00</td> <td>50.10</td> <td>54.00</td> <td>-3.90</td> <td>70.91</td> <td>34.12</td> <td>10.34</td> <td>65.27</td> <td>0.00</td> <td>126</td> <td>290</td> <td>AVERAGE</td> </tr> <tr> <td>3</td> <td>7311.00</td> <td>41.87</td> <td>74.00</td> <td>-32.13</td> <td>59.04</td> <td>35.41</td> <td>12.78</td> <td>65.36</td> <td>0.00</td> <td>126</td> <td>290</td> <td>PEAK</td> </tr> </tbody> </table>	Limit	Read	Ant	Cable	Preamp	Aux	APos	TPos	Remark	Freq	Level	Line Margin	Level	Factor	Loss Factor	Factor			MHz	dBuV/m	dBuV/m	dB	dBuV	dB/m	dB	dB	cm	deg	1	4874.00	52.21	74.00	-21.79	73.02	34.12	10.34	65.27	0.00	126	290	PEAK	2	4874.00	50.10	54.00	-3.90	70.91	34.12	10.34	65.27	0.00	126	290	AVERAGE	3	7311.00	41.87	74.00	-32.13	59.04	35.41	12.78	65.36	0.00	126	290	PEAK	<table border="1"> <thead> <tr> <th>Limit</th> <th>Read</th> <th>Ant</th> <th>Cable</th> <th>Preamp</th> <th>Aux</th> <th>APos</th> <th>TPos</th> <th>Remark</th> </tr> <tr> <th>Freq</th> <th>Level</th> <th>Line Margin</th> <th>Level</th> <th>Factor</th> <th>Loss Factor</th> <th>Factor</th> <th></th> <th></th> </tr> <tr> <th>MHz</th> <th>dBuV/m</th> <th>dBuV/m</th> <th>dB</th> <th>dBuV</th> <th>dB/m</th> <th>dB</th> <th>dB</th> <th>cm</th> <th>deg</th> </tr> </thead> <tbody> <tr> <td>1</td> <td>4874.00</td> <td>49.78</td> <td>74.00</td> <td>-24.22</td> <td>70.59</td> <td>34.12</td> <td>10.34</td> <td>65.27</td> <td>0.00</td> <td>200</td> <td>269</td> <td>PEAK</td> </tr> <tr> <td>2</td> <td>4874.00</td> <td>47.12</td> <td>54.00</td> <td>-6.88</td> <td>67.93</td> <td>34.12</td> <td>10.34</td> <td>65.27</td> <td>0.00</td> <td>200</td> <td>269</td> <td>AVERAGE</td> </tr> <tr> <td>3</td> <td>7311.00</td> <td>42.47</td> <td>74.00</td> <td>-31.53</td> <td>59.64</td> <td>35.41</td> <td>12.78</td> <td>65.36</td> <td>0.00</td> <td>200</td> <td>269</td> <td>PEAK</td> </tr> </tbody> </table>	Limit	Read	Ant	Cable	Preamp	Aux	APos	TPos	Remark	Freq	Level	Line Margin	Level	Factor	Loss Factor	Factor			MHz	dBuV/m	dBuV/m	dB	dBuV	dB/m	dB	dB	cm	deg	1	4874.00	49.78	74.00	-24.22	70.59	34.12	10.34	65.27	0.00	200	269	PEAK	2	4874.00	47.12	54.00	-6.88	67.93	34.12	10.34	65.27	0.00	200	269	AVERAGE	3	7311.00	42.47	74.00	-31.53	59.64	35.41	12.78	65.36	0.00	200	269	PEAK
Limit	Read	Ant	Cable	Preamp	Aux	APos	TPos	Remark																																																																																																																																
Freq	Level	Line Margin	Level	Factor	Loss Factor	Factor																																																																																																																																		
MHz	dBuV/m	dBuV/m	dB	dBuV	dB/m	dB	dB	cm	deg																																																																																																																															
1	4874.00	52.21	74.00	-21.79	73.02	34.12	10.34	65.27	0.00	126	290	PEAK																																																																																																																												
2	4874.00	50.10	54.00	-3.90	70.91	34.12	10.34	65.27	0.00	126	290	AVERAGE																																																																																																																												
3	7311.00	41.87	74.00	-32.13	59.04	35.41	12.78	65.36	0.00	126	290	PEAK																																																																																																																												
Limit	Read	Ant	Cable	Preamp	Aux	APos	TPos	Remark																																																																																																																																
Freq	Level	Line Margin	Level	Factor	Loss Factor	Factor																																																																																																																																		
MHz	dBuV/m	dBuV/m	dB	dBuV	dB/m	dB	dB	cm	deg																																																																																																																															
1	4874.00	49.78	74.00	-24.22	70.59	34.12	10.34	65.27	0.00	200	269	PEAK																																																																																																																												
2	4874.00	47.12	54.00	-6.88	67.93	34.12	10.34	65.27	0.00	200	269	AVERAGE																																																																																																																												
3	7311.00	42.47	74.00	-31.53	59.64	35.41	12.78	65.36	0.00	200	269	PEAK																																																																																																																												



Mode	12																																																																																															
	Band Edge																																																																																															
	2400-2483.5_802.11b_CH11_2462MHz																																																																																															
ANT	SISO																																																																																															
Pol.	Horizontal	Fundamental																																																																																														
Peak	 <table border="1"> <thead> <tr> <th>Limit</th> <th>Read</th> <th>Ant</th> <th>Cable</th> <th>Preamp</th> <th>Aux</th> <th>APos</th> <th>TPos</th> </tr> <tr> <th>Freq</th> <th>Level</th> <th>Line</th> <th>Margin</th> <th>Level</th> <th>Factor</th> <th>Loss</th> <th>Factor</th> <th>Factor</th> <th>Factor</th> <th>cm</th> <th>deg</th> <th>Remark</th> </tr> <tr> <th>MHz</th> <th>dBuV/m</th> <th>dBuV/m</th> <th>dB</th> <th>dBuV</th> <th>dB/m</th> <th>dB</th> <th>dB</th> <th>dB</th> <th>dB</th> <th>cm</th> <th>deg</th> <th>Remark</th> </tr> </thead> <tbody> <tr> <td>1</td> <td>2487.00</td> <td>58.72</td> <td>74.00</td> <td>-15.28</td> <td>46.03</td> <td>32.16</td> <td>7.34</td> <td>32.81</td> <td>6.00</td> <td>100</td> <td>309</td> <td>PEAK</td> </tr> </tbody> </table>	Limit	Read	Ant	Cable	Preamp	Aux	APos	TPos	Freq	Level	Line	Margin	Level	Factor	Loss	Factor	Factor	Factor	cm	deg	Remark	MHz	dBuV/m	dBuV/m	dB	dBuV	dB/m	dB	dB	dB	dB	cm	deg	Remark	1	2487.00	58.72	74.00	-15.28	46.03	32.16	7.34	32.81	6.00	100	309	PEAK	 <table border="1"> <thead> <tr> <th>Limit</th> <th>Read</th> <th>Ant</th> <th>Cable</th> <th>Preamp</th> <th>Aux</th> <th>APos</th> <th>TPos</th> </tr> <tr> <th>Freq</th> <th>Level</th> <th>Line</th> <th>Margin</th> <th>Level</th> <th>Factor</th> <th>Loss</th> <th>Factor</th> <th>Factor</th> <th>Factor</th> <th>cm</th> <th>deg</th> <th>Remark</th> </tr> <tr> <th>MHz</th> <th>dBuV/m</th> <th>dBuV/m</th> <th>dB</th> <th>dBuV</th> <th>dB/m</th> <th>dB</th> <th>dB</th> <th>dB</th> <th>dB</th> <th>cm</th> <th>deg</th> <th>Remark</th> </tr> </thead> <tbody> <tr> <td>1</td> <td>2462.00</td> <td>106.37</td> <td>-----</td> <td>-----</td> <td>93.79</td> <td>32.11</td> <td>7.29</td> <td>32.82</td> <td>6.00</td> <td>100</td> <td>309</td> <td>PEAK</td> </tr> </tbody> </table>	Limit	Read	Ant	Cable	Preamp	Aux	APos	TPos	Freq	Level	Line	Margin	Level	Factor	Loss	Factor	Factor	Factor	cm	deg	Remark	MHz	dBuV/m	dBuV/m	dB	dBuV	dB/m	dB	dB	dB	dB	cm	deg	Remark	1	2462.00	106.37	-----	-----	93.79	32.11	7.29	32.82	6.00	100	309	PEAK
	Limit	Read	Ant	Cable	Preamp	Aux	APos	TPos																																																																																								
Freq	Level	Line	Margin	Level	Factor	Loss	Factor	Factor	Factor	cm	deg	Remark																																																																																				
MHz	dBuV/m	dBuV/m	dB	dBuV	dB/m	dB	dB	dB	dB	cm	deg	Remark																																																																																				
1	2487.00	58.72	74.00	-15.28	46.03	32.16	7.34	32.81	6.00	100	309	PEAK																																																																																				
Limit	Read	Ant	Cable	Preamp	Aux	APos	TPos																																																																																									
Freq	Level	Line	Margin	Level	Factor	Loss	Factor	Factor	Factor	cm	deg	Remark																																																																																				
MHz	dBuV/m	dBuV/m	dB	dBuV	dB/m	dB	dB	dB	dB	cm	deg	Remark																																																																																				
1	2462.00	106.37	-----	-----	93.79	32.11	7.29	32.82	6.00	100	309	PEAK																																																																																				
Avg	 <table border="1"> <thead> <tr> <th>Limit</th> <th>Read</th> <th>Ant</th> <th>Cable</th> <th>Preamp</th> <th>Aux</th> <th>APos</th> <th>TPos</th> </tr> <tr> <th>Freq</th> <th>Level</th> <th>Line</th> <th>Margin</th> <th>Level</th> <th>Factor</th> <th>Loss</th> <th>Factor</th> <th>Factor</th> <th>Factor</th> <th>cm</th> <th>deg</th> <th>Remark</th> </tr> <tr> <th>MHz</th> <th>dBuV/m</th> <th>dBuV/m</th> <th>dB</th> <th>dBuV</th> <th>dB/m</th> <th>dB</th> <th>dB</th> <th>dB</th> <th>dB</th> <th>cm</th> <th>deg</th> <th>Remark</th> </tr> </thead> <tbody> <tr> <td>1</td> <td>2487.65</td> <td>47.83</td> <td>54.00</td> <td>-6.17</td> <td>35.13</td> <td>32.17</td> <td>7.34</td> <td>32.81</td> <td>6.00</td> <td>100</td> <td>309</td> <td>AVERAGE</td> </tr> </tbody> </table>	Limit	Read	Ant	Cable	Preamp	Aux	APos	TPos	Freq	Level	Line	Margin	Level	Factor	Loss	Factor	Factor	Factor	cm	deg	Remark	MHz	dBuV/m	dBuV/m	dB	dBuV	dB/m	dB	dB	dB	dB	cm	deg	Remark	1	2487.65	47.83	54.00	-6.17	35.13	32.17	7.34	32.81	6.00	100	309	AVERAGE	 <table border="1"> <thead> <tr> <th>Limit</th> <th>Read</th> <th>Ant</th> <th>Cable</th> <th>Preamp</th> <th>Aux</th> <th>APos</th> <th>TPos</th> </tr> <tr> <th>Freq</th> <th>Level</th> <th>Line</th> <th>Margin</th> <th>Level</th> <th>Factor</th> <th>Loss</th> <th>Factor</th> <th>Factor</th> <th>Factor</th> <th>cm</th> <th>deg</th> <th>Remark</th> </tr> <tr> <th>MHz</th> <th>dBuV/m</th> <th>dBuV/m</th> <th>dB</th> <th>dBuV</th> <th>dB/m</th> <th>dB</th> <th>dB</th> <th>dB</th> <th>dB</th> <th>cm</th> <th>deg</th> <th>Remark</th> </tr> </thead> <tbody> <tr> <td>1</td> <td>2462.00</td> <td>103.55</td> <td>-----</td> <td>-----</td> <td>90.97</td> <td>32.11</td> <td>7.29</td> <td>32.82</td> <td>6.00</td> <td>100</td> <td>309</td> <td>AVERAGE</td> </tr> </tbody> </table>	Limit	Read	Ant	Cable	Preamp	Aux	APos	TPos	Freq	Level	Line	Margin	Level	Factor	Loss	Factor	Factor	Factor	cm	deg	Remark	MHz	dBuV/m	dBuV/m	dB	dBuV	dB/m	dB	dB	dB	dB	cm	deg	Remark	1	2462.00	103.55	-----	-----	90.97	32.11	7.29	32.82	6.00	100	309	AVERAGE
Limit	Read	Ant	Cable	Preamp	Aux	APos	TPos																																																																																									
Freq	Level	Line	Margin	Level	Factor	Loss	Factor	Factor	Factor	cm	deg	Remark																																																																																				
MHz	dBuV/m	dBuV/m	dB	dBuV	dB/m	dB	dB	dB	dB	cm	deg	Remark																																																																																				
1	2487.65	47.83	54.00	-6.17	35.13	32.17	7.34	32.81	6.00	100	309	AVERAGE																																																																																				
Limit	Read	Ant	Cable	Preamp	Aux	APos	TPos																																																																																									
Freq	Level	Line	Margin	Level	Factor	Loss	Factor	Factor	Factor	cm	deg	Remark																																																																																				
MHz	dBuV/m	dBuV/m	dB	dBuV	dB/m	dB	dB	dB	dB	cm	deg	Remark																																																																																				
1	2462.00	103.55	-----	-----	90.97	32.11	7.29	32.82	6.00	100	309	AVERAGE																																																																																				



Mode	12																																																																																	
	Band Edge																																																																																	
	2400-2483.5_802.11b_CH11_2462MHz																																																																																	
ANT	SISO																																																																																	
Pol.	Vertical	Fundamental																																																																																
Peak	<table border="1"> <thead> <tr> <th>Limit</th> <th>Read</th> <th>Ant</th> <th>Cable</th> <th>Preamp</th> <th>Aux</th> <th>APos</th> <th>TPos</th> <th>Remark</th> </tr> <tr> <th>Freq</th> <th>Level</th> <th>Line</th> <th>Margin</th> <th>Level</th> <th>Factor</th> <th>Loss</th> <th>Factor</th> <th>Factor</th> </tr> <tr> <th>MHz</th> <th>dBuV/m</th> <th>dBuV/m</th> <th>dB</th> <th>dBuV</th> <th>dB/m</th> <th>dB</th> <th>dB</th> <th>cm</th> </tr> </thead> <tbody> <tr> <td>1</td> <td>2486.59</td> <td>58.09</td> <td>74.00</td> <td>-15.91</td> <td>45.40</td> <td>32.16</td> <td>7.34</td> <td>32.81</td> <td>6.00</td> <td>320</td> <td>272</td> <td>PEAK</td> </tr> </tbody> </table>	Limit	Read	Ant	Cable	Preamp	Aux	APos	TPos	Remark	Freq	Level	Line	Margin	Level	Factor	Loss	Factor	Factor	MHz	dBuV/m	dBuV/m	dB	dBuV	dB/m	dB	dB	cm	1	2486.59	58.09	74.00	-15.91	45.40	32.16	7.34	32.81	6.00	320	272	PEAK	<table border="1"> <thead> <tr> <th>Limit</th> <th>Read</th> <th>Ant</th> <th>Cable</th> <th>Preamp</th> <th>Aux</th> <th>APos</th> <th>TPos</th> <th>Remark</th> </tr> <tr> <th>Freq</th> <th>Level</th> <th>Line</th> <th>Margin</th> <th>Level</th> <th>Factor</th> <th>Loss</th> <th>Factor</th> <th>Factor</th> </tr> <tr> <th>MHz</th> <th>dBuV/m</th> <th>dBuV/m</th> <th>dB</th> <th>dBuV</th> <th>dB/m</th> <th>dB</th> <th>dB</th> <th>cm</th> </tr> </thead> <tbody> <tr> <td>1</td> <td>2462.00</td> <td>108.69</td> <td>-----</td> <td>-----</td> <td>96.11</td> <td>32.11</td> <td>7.29</td> <td>32.82</td> <td>6.00</td> <td>320</td> <td>272</td> <td>PEAK</td> </tr> </tbody> </table>	Limit	Read	Ant	Cable	Preamp	Aux	APos	TPos	Remark	Freq	Level	Line	Margin	Level	Factor	Loss	Factor	Factor	MHz	dBuV/m	dBuV/m	dB	dBuV	dB/m	dB	dB	cm	1	2462.00	108.69	-----	-----	96.11	32.11	7.29	32.82	6.00	320	272	PEAK
	Limit	Read	Ant	Cable	Preamp	Aux	APos	TPos	Remark																																																																									
Freq	Level	Line	Margin	Level	Factor	Loss	Factor	Factor																																																																										
MHz	dBuV/m	dBuV/m	dB	dBuV	dB/m	dB	dB	cm																																																																										
1	2486.59	58.09	74.00	-15.91	45.40	32.16	7.34	32.81	6.00	320	272	PEAK																																																																						
Limit	Read	Ant	Cable	Preamp	Aux	APos	TPos	Remark																																																																										
Freq	Level	Line	Margin	Level	Factor	Loss	Factor	Factor																																																																										
MHz	dBuV/m	dBuV/m	dB	dBuV	dB/m	dB	dB	cm																																																																										
1	2462.00	108.69	-----	-----	96.11	32.11	7.29	32.82	6.00	320	272	PEAK																																																																						
Avg	<table border="1"> <thead> <tr> <th>Limit</th> <th>Read</th> <th>Ant</th> <th>Cable</th> <th>Preamp</th> <th>Aux</th> <th>APos</th> <th>TPos</th> <th>Remark</th> </tr> <tr> <th>Freq</th> <th>Level</th> <th>Line</th> <th>Margin</th> <th>Level</th> <th>Factor</th> <th>Loss</th> <th>Factor</th> <th>Factor</th> </tr> <tr> <th>MHz</th> <th>dBuV/m</th> <th>dBuV/m</th> <th>dB</th> <th>dBuV</th> <th>dB/m</th> <th>dB</th> <th>dB</th> <th>cm</th> </tr> </thead> <tbody> <tr> <td>1</td> <td>2487.57</td> <td>48.95</td> <td>54.00</td> <td>-5.05</td> <td>36.25</td> <td>32.17</td> <td>7.34</td> <td>32.81</td> <td>6.00</td> <td>320</td> <td>272</td> <td>AVERAGE</td> </tr> </tbody> </table>	Limit	Read	Ant	Cable	Preamp	Aux	APos	TPos	Remark	Freq	Level	Line	Margin	Level	Factor	Loss	Factor	Factor	MHz	dBuV/m	dBuV/m	dB	dBuV	dB/m	dB	dB	cm	1	2487.57	48.95	54.00	-5.05	36.25	32.17	7.34	32.81	6.00	320	272	AVERAGE	<table border="1"> <thead> <tr> <th>Limit</th> <th>Read</th> <th>Ant</th> <th>Cable</th> <th>Preamp</th> <th>Aux</th> <th>APos</th> <th>TPos</th> <th>Remark</th> </tr> <tr> <th>Freq</th> <th>Level</th> <th>Line</th> <th>Margin</th> <th>Level</th> <th>Factor</th> <th>Loss</th> <th>Factor</th> <th>Factor</th> </tr> <tr> <th>MHz</th> <th>dBuV/m</th> <th>dBuV/m</th> <th>dB</th> <th>dBuV</th> <th>dB/m</th> <th>dB</th> <th>dB</th> <th>cm</th> </tr> </thead> <tbody> <tr> <td>1</td> <td>2462.00</td> <td>105.81</td> <td>-----</td> <td>-----</td> <td>93.23</td> <td>32.11</td> <td>7.29</td> <td>32.82</td> <td>6.00</td> <td>320</td> <td>272</td> <td>AVERAGE</td> </tr> </tbody> </table>	Limit	Read	Ant	Cable	Preamp	Aux	APos	TPos	Remark	Freq	Level	Line	Margin	Level	Factor	Loss	Factor	Factor	MHz	dBuV/m	dBuV/m	dB	dBuV	dB/m	dB	dB	cm	1	2462.00	105.81	-----	-----	93.23	32.11	7.29	32.82	6.00	320	272	AVERAGE
Limit	Read	Ant	Cable	Preamp	Aux	APos	TPos	Remark																																																																										
Freq	Level	Line	Margin	Level	Factor	Loss	Factor	Factor																																																																										
MHz	dBuV/m	dBuV/m	dB	dBuV	dB/m	dB	dB	cm																																																																										
1	2487.57	48.95	54.00	-5.05	36.25	32.17	7.34	32.81	6.00	320	272	AVERAGE																																																																						
Limit	Read	Ant	Cable	Preamp	Aux	APos	TPos	Remark																																																																										
Freq	Level	Line	Margin	Level	Factor	Loss	Factor	Factor																																																																										
MHz	dBuV/m	dBuV/m	dB	dBuV	dB/m	dB	dB	cm																																																																										
1	2462.00	105.81	-----	-----	93.23	32.11	7.29	32.82	6.00	320	272	AVERAGE																																																																						

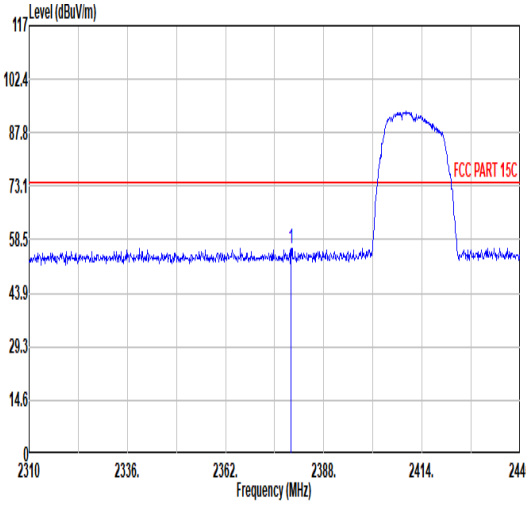
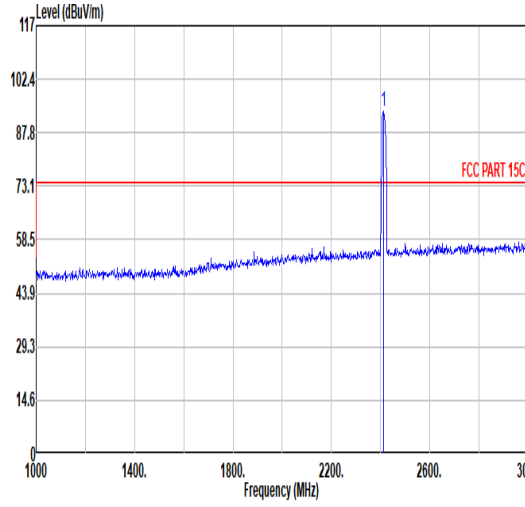
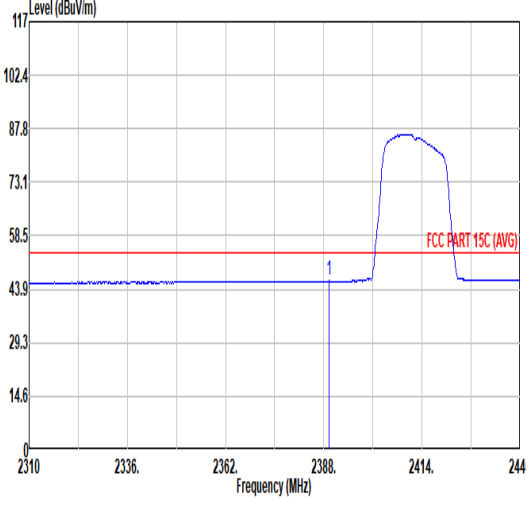
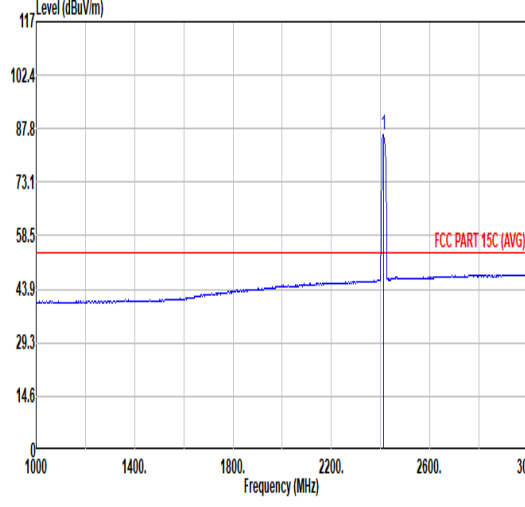


Mode	12																																																																																																																																							
	Harmonic																																																																																																																																							
	2400-2483.5_802.11b_CH11_2462MHz																																																																																																																																							
ANT	SISO																																																																																																																																							
Pol.	Horizontal	Vertical																																																																																																																																						
Peak Avg	<table border="1"> <thead> <tr> <th>Limit</th> <th>Read</th> <th>Ant</th> <th>Cable</th> <th>Preamp</th> <th>Aux</th> <th>APos</th> <th>TPos</th> <th>Remark</th> </tr> <tr> <th>Freq</th> <th>Level</th> <th>Line Margin</th> <th>Level</th> <th>Factor</th> <th>Loss Factor</th> <th>Factor</th> <th></th> <th></th> </tr> <tr> <th>MHz</th> <th>dBuV/m</th> <th>dBuV/m</th> <th>dB</th> <th>dBuV</th> <th>dB/m</th> <th>dB</th> <th>dB</th> <th>cm</th> <th>deg</th> </tr> </thead> <tbody> <tr> <td>1</td> <td>4924.00</td> <td>51.11</td> <td>74.00</td> <td>-22.89</td> <td>71.82</td> <td>34.16</td> <td>10.40</td> <td>65.27</td> <td>0.00</td> <td>195</td> <td>281</td> <td>PEAK</td> </tr> <tr> <td>2</td> <td>4924.00</td> <td>48.75</td> <td>54.00</td> <td>-5.25</td> <td>69.46</td> <td>34.16</td> <td>10.40</td> <td>65.27</td> <td>0.00</td> <td>195</td> <td>281</td> <td>AVERAGE</td> </tr> <tr> <td>3</td> <td>7386.00</td> <td>41.90</td> <td>74.00</td> <td>-32.10</td> <td>59.16</td> <td>35.42</td> <td>12.88</td> <td>65.56</td> <td>0.00</td> <td>195</td> <td>281</td> <td>PEAK</td> </tr> </tbody> </table>	Limit	Read	Ant	Cable	Preamp	Aux	APos	TPos	Remark	Freq	Level	Line Margin	Level	Factor	Loss Factor	Factor			MHz	dBuV/m	dBuV/m	dB	dBuV	dB/m	dB	dB	cm	deg	1	4924.00	51.11	74.00	-22.89	71.82	34.16	10.40	65.27	0.00	195	281	PEAK	2	4924.00	48.75	54.00	-5.25	69.46	34.16	10.40	65.27	0.00	195	281	AVERAGE	3	7386.00	41.90	74.00	-32.10	59.16	35.42	12.88	65.56	0.00	195	281	PEAK	<table border="1"> <thead> <tr> <th>Limit</th> <th>Read</th> <th>Ant</th> <th>Cable</th> <th>Preamp</th> <th>Aux</th> <th>APos</th> <th>TPos</th> <th>Remark</th> </tr> <tr> <th>Freq</th> <th>Level</th> <th>Line Margin</th> <th>Level</th> <th>Factor</th> <th>Loss Factor</th> <th>Factor</th> <th></th> <th></th> </tr> <tr> <th>MHz</th> <th>dBuV/m</th> <th>dBuV/m</th> <th>dB</th> <th>dBuV</th> <th>dB/m</th> <th>dB</th> <th>dB</th> <th>cm</th> <th>deg</th> </tr> </thead> <tbody> <tr> <td>1</td> <td>4924.00</td> <td>49.73</td> <td>74.00</td> <td>-24.27</td> <td>70.44</td> <td>34.16</td> <td>10.40</td> <td>65.27</td> <td>0.00</td> <td>110</td> <td>318</td> <td>PEAK</td> </tr> <tr> <td>2</td> <td>4924.00</td> <td>47.08</td> <td>54.00</td> <td>-6.92</td> <td>67.79</td> <td>34.16</td> <td>10.40</td> <td>65.27</td> <td>0.00</td> <td>110</td> <td>318</td> <td>AVERAGE</td> </tr> <tr> <td>3</td> <td>7386.00</td> <td>41.30</td> <td>74.00</td> <td>-32.70</td> <td>58.56</td> <td>35.42</td> <td>12.88</td> <td>65.56</td> <td>0.00</td> <td>110</td> <td>318</td> <td>PEAK</td> </tr> </tbody> </table>	Limit	Read	Ant	Cable	Preamp	Aux	APos	TPos	Remark	Freq	Level	Line Margin	Level	Factor	Loss Factor	Factor			MHz	dBuV/m	dBuV/m	dB	dBuV	dB/m	dB	dB	cm	deg	1	4924.00	49.73	74.00	-24.27	70.44	34.16	10.40	65.27	0.00	110	318	PEAK	2	4924.00	47.08	54.00	-6.92	67.79	34.16	10.40	65.27	0.00	110	318	AVERAGE	3	7386.00	41.30	74.00	-32.70	58.56	35.42	12.88	65.56	0.00	110	318	PEAK
Limit	Read	Ant	Cable	Preamp	Aux	APos	TPos	Remark																																																																																																																																
Freq	Level	Line Margin	Level	Factor	Loss Factor	Factor																																																																																																																																		
MHz	dBuV/m	dBuV/m	dB	dBuV	dB/m	dB	dB	cm	deg																																																																																																																															
1	4924.00	51.11	74.00	-22.89	71.82	34.16	10.40	65.27	0.00	195	281	PEAK																																																																																																																												
2	4924.00	48.75	54.00	-5.25	69.46	34.16	10.40	65.27	0.00	195	281	AVERAGE																																																																																																																												
3	7386.00	41.90	74.00	-32.10	59.16	35.42	12.88	65.56	0.00	195	281	PEAK																																																																																																																												
Limit	Read	Ant	Cable	Preamp	Aux	APos	TPos	Remark																																																																																																																																
Freq	Level	Line Margin	Level	Factor	Loss Factor	Factor																																																																																																																																		
MHz	dBuV/m	dBuV/m	dB	dBuV	dB/m	dB	dB	cm	deg																																																																																																																															
1	4924.00	49.73	74.00	-24.27	70.44	34.16	10.40	65.27	0.00	110	318	PEAK																																																																																																																												
2	4924.00	47.08	54.00	-6.92	67.79	34.16	10.40	65.27	0.00	110	318	AVERAGE																																																																																																																												
3	7386.00	41.30	74.00	-32.70	58.56	35.42	12.88	65.56	0.00	110	318	PEAK																																																																																																																												



Mode	13																																																																																			
	Band Edge																																																																																			
	2400-2483.5_802.11g_CH01_2412MHz																																																																																			
ANT	SISO																																																																																			
Pol.	Horizontal	Fundamental																																																																																		
Peak	<table border="1"> <thead> <tr> <th>Limit</th> <th>Read</th> <th>Ant</th> <th>Cable</th> <th>Preamp</th> <th>Aux</th> <th>APos</th> <th>TPos</th> <th>Remark</th> </tr> <tr> <th>Freq</th> <th>Level</th> <th>Line</th> <th>Margin</th> <th>Level</th> <th>Factor</th> <th>Loss</th> <th>Factor</th> <th>Factor</th> </tr> <tr> <th>MHz</th> <th>dBuV/m</th> <th>dBuV/m</th> <th>dB</th> <th>dBuV</th> <th>dB/m</th> <th>dB</th> <th>dB</th> <th>cm</th> <th>deg</th> </tr> </thead> <tbody> <tr> <td>1</td> <td>2322.09</td> <td>55.98</td> <td>74.00</td> <td>-18.02</td> <td>44.00</td> <td>31.83</td> <td>7.06</td> <td>32.91</td> <td>6.00</td> <td>261</td> <td>0</td> <td>PEAK</td> </tr> </tbody> </table>	Limit	Read	Ant	Cable	Preamp	Aux	APos	TPos	Remark	Freq	Level	Line	Margin	Level	Factor	Loss	Factor	Factor	MHz	dBuV/m	dBuV/m	dB	dBuV	dB/m	dB	dB	cm	deg	1	2322.09	55.98	74.00	-18.02	44.00	31.83	7.06	32.91	6.00	261	0	PEAK	<table border="1"> <thead> <tr> <th>Limit</th> <th>Read</th> <th>Ant</th> <th>Cable</th> <th>Preamp</th> <th>Aux</th> <th>APos</th> <th>TPos</th> <th>Remark</th> </tr> <tr> <th>Freq</th> <th>Level</th> <th>Line</th> <th>Margin</th> <th>Level</th> <th>Factor</th> <th>Loss</th> <th>Factor</th> <th>Factor</th> </tr> <tr> <th>MHz</th> <th>dBuV/m</th> <th>dBuV/m</th> <th>dB</th> <th>dBuV</th> <th>dB/m</th> <th>dB</th> <th>dB</th> <th>cm</th> <th>deg</th> </tr> </thead> <tbody> <tr> <td>1</td> <td>2412.00</td> <td>94.86</td> <td>-----</td> <td>-----</td> <td>82.49</td> <td>32.01</td> <td>7.20</td> <td>32.84</td> <td>6.00</td> <td>261</td> <td>0</td> <td>PEAK</td> </tr> </tbody> </table>	Limit	Read	Ant	Cable	Preamp	Aux	APos	TPos	Remark	Freq	Level	Line	Margin	Level	Factor	Loss	Factor	Factor	MHz	dBuV/m	dBuV/m	dB	dBuV	dB/m	dB	dB	cm	deg	1	2412.00	94.86	-----	-----	82.49	32.01	7.20	32.84	6.00	261	0	PEAK
	Limit	Read	Ant	Cable	Preamp	Aux	APos	TPos	Remark																																																																											
Freq	Level	Line	Margin	Level	Factor	Loss	Factor	Factor																																																																												
MHz	dBuV/m	dBuV/m	dB	dBuV	dB/m	dB	dB	cm	deg																																																																											
1	2322.09	55.98	74.00	-18.02	44.00	31.83	7.06	32.91	6.00	261	0	PEAK																																																																								
Limit	Read	Ant	Cable	Preamp	Aux	APos	TPos	Remark																																																																												
Freq	Level	Line	Margin	Level	Factor	Loss	Factor	Factor																																																																												
MHz	dBuV/m	dBuV/m	dB	dBuV	dB/m	dB	dB	cm	deg																																																																											
1	2412.00	94.86	-----	-----	82.49	32.01	7.20	32.84	6.00	261	0	PEAK																																																																								
Avg	<table border="1"> <thead> <tr> <th>Limit</th> <th>Read</th> <th>Ant</th> <th>Cable</th> <th>Preamp</th> <th>Aux</th> <th>APos</th> <th>TPos</th> <th>Remark</th> </tr> <tr> <th>Freq</th> <th>Level</th> <th>Line</th> <th>Margin</th> <th>Level</th> <th>Factor</th> <th>Loss</th> <th>Factor</th> <th>Factor</th> </tr> <tr> <th>MHz</th> <th>dBuV/m</th> <th>dBuV/m</th> <th>dB</th> <th>dBuV</th> <th>dB/m</th> <th>dB</th> <th>dB</th> <th>cm</th> <th>deg</th> </tr> </thead> <tbody> <tr> <td>1</td> <td>2300.98</td> <td>46.09</td> <td>54.00</td> <td>-7.91</td> <td>33.85</td> <td>31.95</td> <td>7.15</td> <td>32.06</td> <td>6.00</td> <td>261</td> <td>0</td> <td>AVERAGE</td> </tr> </tbody> </table>	Limit	Read	Ant	Cable	Preamp	Aux	APos	TPos	Remark	Freq	Level	Line	Margin	Level	Factor	Loss	Factor	Factor	MHz	dBuV/m	dBuV/m	dB	dBuV	dB/m	dB	dB	cm	deg	1	2300.98	46.09	54.00	-7.91	33.85	31.95	7.15	32.06	6.00	261	0	AVERAGE	<table border="1"> <thead> <tr> <th>Limit</th> <th>Read</th> <th>Ant</th> <th>Cable</th> <th>Preamp</th> <th>Aux</th> <th>APos</th> <th>TPos</th> <th>Remark</th> </tr> <tr> <th>Freq</th> <th>Level</th> <th>Line</th> <th>Margin</th> <th>Level</th> <th>Factor</th> <th>Loss</th> <th>Factor</th> <th>Factor</th> </tr> <tr> <th>MHz</th> <th>dBuV/m</th> <th>dBuV/m</th> <th>dB</th> <th>dBuV</th> <th>dB/m</th> <th>dB</th> <th>dB</th> <th>cm</th> <th>deg</th> </tr> </thead> <tbody> <tr> <td>1</td> <td>2412.00</td> <td>87.71</td> <td>-----</td> <td>-----</td> <td>75.34</td> <td>32.01</td> <td>7.20</td> <td>32.84</td> <td>6.00</td> <td>261</td> <td>0</td> <td>AVERAGE</td> </tr> </tbody> </table>	Limit	Read	Ant	Cable	Preamp	Aux	APos	TPos	Remark	Freq	Level	Line	Margin	Level	Factor	Loss	Factor	Factor	MHz	dBuV/m	dBuV/m	dB	dBuV	dB/m	dB	dB	cm	deg	1	2412.00	87.71	-----	-----	75.34	32.01	7.20	32.84	6.00	261	0	AVERAGE
	Limit	Read	Ant	Cable	Preamp	Aux	APos	TPos	Remark																																																																											
Freq	Level	Line	Margin	Level	Factor	Loss	Factor	Factor																																																																												
MHz	dBuV/m	dBuV/m	dB	dBuV	dB/m	dB	dB	cm	deg																																																																											
1	2300.98	46.09	54.00	-7.91	33.85	31.95	7.15	32.06	6.00	261	0	AVERAGE																																																																								
Limit	Read	Ant	Cable	Preamp	Aux	APos	TPos	Remark																																																																												
Freq	Level	Line	Margin	Level	Factor	Loss	Factor	Factor																																																																												
MHz	dBuV/m	dBuV/m	dB	dBuV	dB/m	dB	dB	cm	deg																																																																											
1	2412.00	87.71	-----	-----	75.34	32.01	7.20	32.84	6.00	261	0	AVERAGE																																																																								



Mode	13																																																																																			
	Band Edge																																																																																			
	2400-2483.5_802.11g_CH01_2412MHz																																																																																			
ANT	SISO																																																																																			
Pol.	Vertical	Fundamental																																																																																		
Peak	 <table border="1"> <thead> <tr> <th>Limit</th> <th>Read</th> <th>Ant</th> <th>Cable</th> <th>Preamp</th> <th>Aux</th> <th>APos</th> <th>TPos</th> <th>Remark</th> </tr> <tr> <th>Freq</th> <th>Level</th> <th>Line Margin</th> <th>Level</th> <th>Factor</th> <th>Loss Factor</th> <th>Factor</th> <th></th> <th></th> </tr> <tr> <th>MHz</th> <th>dBuV/m</th> <th>dBuV/m</th> <th>dB</th> <th>dBuV</th> <th>dB/m</th> <th>dB</th> <th>dB</th> <th>cm</th> <th>deg</th> </tr> </thead> <tbody> <tr> <td>1</td> <td>2379.29</td> <td>56.02</td> <td>74.00</td> <td>-17.98</td> <td>43.78</td> <td>31.95</td> <td>7.15</td> <td>32.86</td> <td>6.00</td> <td>285</td> <td>274</td> <td>PEAK</td> </tr> </tbody> </table>	Limit	Read	Ant	Cable	Preamp	Aux	APos	TPos	Remark	Freq	Level	Line Margin	Level	Factor	Loss Factor	Factor			MHz	dBuV/m	dBuV/m	dB	dBuV	dB/m	dB	dB	cm	deg	1	2379.29	56.02	74.00	-17.98	43.78	31.95	7.15	32.86	6.00	285	274	PEAK	 <table border="1"> <thead> <tr> <th>Limit</th> <th>Read</th> <th>Ant</th> <th>Cable</th> <th>Preamp</th> <th>Aux</th> <th>APos</th> <th>TPos</th> <th>Remark</th> </tr> <tr> <th>Freq</th> <th>Level</th> <th>Line Margin</th> <th>Level</th> <th>Factor</th> <th>Loss Factor</th> <th>Factor</th> <th></th> <th></th> </tr> <tr> <th>MHz</th> <th>dBuV/m</th> <th>dBuV/m</th> <th>dB</th> <th>dBuV</th> <th>dB/m</th> <th>dB</th> <th>dB</th> <th>cm</th> <th>deg</th> </tr> </thead> <tbody> <tr> <td>1</td> <td>2412.00</td> <td>93.57</td> <td>-----</td> <td>-----</td> <td>81.20</td> <td>32.01</td> <td>7.20</td> <td>32.84</td> <td>6.00</td> <td>285</td> <td>274</td> <td>PEAK</td> </tr> </tbody> </table>	Limit	Read	Ant	Cable	Preamp	Aux	APos	TPos	Remark	Freq	Level	Line Margin	Level	Factor	Loss Factor	Factor			MHz	dBuV/m	dBuV/m	dB	dBuV	dB/m	dB	dB	cm	deg	1	2412.00	93.57	-----	-----	81.20	32.01	7.20	32.84	6.00	285	274	PEAK
	Limit	Read	Ant	Cable	Preamp	Aux	APos	TPos	Remark																																																																											
Freq	Level	Line Margin	Level	Factor	Loss Factor	Factor																																																																														
MHz	dBuV/m	dBuV/m	dB	dBuV	dB/m	dB	dB	cm	deg																																																																											
1	2379.29	56.02	74.00	-17.98	43.78	31.95	7.15	32.86	6.00	285	274	PEAK																																																																								
Limit	Read	Ant	Cable	Preamp	Aux	APos	TPos	Remark																																																																												
Freq	Level	Line Margin	Level	Factor	Loss Factor	Factor																																																																														
MHz	dBuV/m	dBuV/m	dB	dBuV	dB/m	dB	dB	cm	deg																																																																											
1	2412.00	93.57	-----	-----	81.20	32.01	7.20	32.84	6.00	285	274	PEAK																																																																								
Avg	 <table border="1"> <thead> <tr> <th>Limit</th> <th>Read</th> <th>Ant</th> <th>Cable</th> <th>Preamp</th> <th>Aux</th> <th>APos</th> <th>TPos</th> <th>Remark</th> </tr> <tr> <th>Freq</th> <th>Level</th> <th>Line Margin</th> <th>Level</th> <th>Factor</th> <th>Loss Factor</th> <th>Factor</th> <th></th> <th></th> </tr> <tr> <th>MHz</th> <th>dBuV/m</th> <th>dBuV/m</th> <th>dB</th> <th>dBuV</th> <th>dB/m</th> <th>dB</th> <th>dB</th> <th>cm</th> <th>deg</th> </tr> </thead> <tbody> <tr> <td>1</td> <td>2389.30</td> <td>46.23</td> <td>54.00</td> <td>-7.77</td> <td>33.95</td> <td>31.97</td> <td>7.16</td> <td>32.85</td> <td>6.00</td> <td>285</td> <td>274</td> <td>AVERAGE</td> </tr> </tbody> </table>	Limit	Read	Ant	Cable	Preamp	Aux	APos	TPos	Remark	Freq	Level	Line Margin	Level	Factor	Loss Factor	Factor			MHz	dBuV/m	dBuV/m	dB	dBuV	dB/m	dB	dB	cm	deg	1	2389.30	46.23	54.00	-7.77	33.95	31.97	7.16	32.85	6.00	285	274	AVERAGE	 <table border="1"> <thead> <tr> <th>Limit</th> <th>Read</th> <th>Ant</th> <th>Cable</th> <th>Preamp</th> <th>Aux</th> <th>APos</th> <th>TPos</th> <th>Remark</th> </tr> <tr> <th>Freq</th> <th>Level</th> <th>Line Margin</th> <th>Level</th> <th>Factor</th> <th>Loss Factor</th> <th>Factor</th> <th></th> <th></th> </tr> <tr> <th>MHz</th> <th>dBuV/m</th> <th>dBuV/m</th> <th>dB</th> <th>dBuV</th> <th>dB/m</th> <th>dB</th> <th>dB</th> <th>cm</th> <th>deg</th> </tr> </thead> <tbody> <tr> <td>1</td> <td>2412.00</td> <td>86.12</td> <td>-----</td> <td>-----</td> <td>73.75</td> <td>32.01</td> <td>7.20</td> <td>32.84</td> <td>6.00</td> <td>285</td> <td>274</td> <td>AVERAGE</td> </tr> </tbody> </table>	Limit	Read	Ant	Cable	Preamp	Aux	APos	TPos	Remark	Freq	Level	Line Margin	Level	Factor	Loss Factor	Factor			MHz	dBuV/m	dBuV/m	dB	dBuV	dB/m	dB	dB	cm	deg	1	2412.00	86.12	-----	-----	73.75	32.01	7.20	32.84	6.00	285	274	AVERAGE
	Limit	Read	Ant	Cable	Preamp	Aux	APos	TPos	Remark																																																																											
Freq	Level	Line Margin	Level	Factor	Loss Factor	Factor																																																																														
MHz	dBuV/m	dBuV/m	dB	dBuV	dB/m	dB	dB	cm	deg																																																																											
1	2389.30	46.23	54.00	-7.77	33.95	31.97	7.16	32.85	6.00	285	274	AVERAGE																																																																								
Limit	Read	Ant	Cable	Preamp	Aux	APos	TPos	Remark																																																																												
Freq	Level	Line Margin	Level	Factor	Loss Factor	Factor																																																																														
MHz	dBuV/m	dBuV/m	dB	dBuV	dB/m	dB	dB	cm	deg																																																																											
1	2412.00	86.12	-----	-----	73.75	32.01	7.20	32.84	6.00	285	274	AVERAGE																																																																								



Mode	13																																																																																															
	Harmonic																																																																																															
	2400-2483.5_802.11g_CH01_2412MHz																																																																																															
ANT	SISO																																																																																															
Pol.	Horizontal	Vertical																																																																																														
Peak Avg																																																																																																
	<table border="1"> <thead> <tr> <th>Limit</th> <th>Read</th> <th>Ant</th> <th>Cable</th> <th>Preamp</th> <th>Aux</th> <th>APos</th> <th>TPos</th> <th>Remark</th> </tr> <tr> <th>Freq</th> <th>Level</th> <th>Line Margin</th> <th>Level Factor</th> <th>Loss Factor</th> <th>Factor</th> <th></th> <th></th> <th></th> </tr> <tr> <th>MHz</th> <th>dBuV/m</th> <th>dBuV/m</th> <th>dB</th> <th>dBuV</th> <th>dB/m</th> <th>dB</th> <th>dB</th> <th>cm</th> <th>deg</th> </tr> </thead> <tbody> <tr> <td>1</td> <td>4824.00</td> <td>48.20</td> <td>74.00</td> <td>-25.80</td> <td>69.08</td> <td>34.09</td> <td>10.29</td> <td>65.26</td> <td>0.00</td> <td>129</td> <td>290</td> <td>PEAK</td> </tr> <tr> <td>2</td> <td>4824.00</td> <td>45.93</td> <td>54.00</td> <td>-8.07</td> <td>66.81</td> <td>34.09</td> <td>10.29</td> <td>65.26</td> <td>0.00</td> <td>129</td> <td>290</td> <td>AVERAGE</td> </tr> </tbody> </table>	Limit	Read	Ant	Cable	Preamp	Aux	APos	TPos	Remark	Freq	Level	Line Margin	Level Factor	Loss Factor	Factor				MHz	dBuV/m	dBuV/m	dB	dBuV	dB/m	dB	dB	cm	deg	1	4824.00	48.20	74.00	-25.80	69.08	34.09	10.29	65.26	0.00	129	290	PEAK	2	4824.00	45.93	54.00	-8.07	66.81	34.09	10.29	65.26	0.00	129	290	AVERAGE	<table border="1"> <thead> <tr> <th>Limit</th> <th>Read</th> <th>Ant</th> <th>Cable</th> <th>Preamp</th> <th>Aux</th> <th>APos</th> <th>TPos</th> <th>Remark</th> </tr> <tr> <th>Freq</th> <th>Level</th> <th>Line Margin</th> <th>Level Factor</th> <th>Loss Factor</th> <th>Factor</th> <th></th> <th></th> <th></th> </tr> <tr> <th>MHz</th> <th>dBuV/m</th> <th>dBuV/m</th> <th>dB</th> <th>dBuV</th> <th>dB/m</th> <th>dB</th> <th>dB</th> <th>cm</th> <th>deg</th> </tr> </thead> <tbody> <tr> <td>1</td> <td>4824.00</td> <td>42.20</td> <td>74.00</td> <td>-31.80</td> <td>63.08</td> <td>34.09</td> <td>10.29</td> <td>65.26</td> <td>0.00</td> <td>300</td> <td>360</td> <td>PEAK</td> </tr> </tbody> </table>	Limit	Read	Ant	Cable	Preamp	Aux	APos	TPos	Remark	Freq	Level	Line Margin	Level Factor	Loss Factor	Factor				MHz	dBuV/m	dBuV/m	dB	dBuV	dB/m	dB	dB	cm	deg	1	4824.00	42.20	74.00	-31.80	63.08	34.09	10.29	65.26	0.00	300	360
Limit	Read	Ant	Cable	Preamp	Aux	APos	TPos	Remark																																																																																								
Freq	Level	Line Margin	Level Factor	Loss Factor	Factor																																																																																											
MHz	dBuV/m	dBuV/m	dB	dBuV	dB/m	dB	dB	cm	deg																																																																																							
1	4824.00	48.20	74.00	-25.80	69.08	34.09	10.29	65.26	0.00	129	290	PEAK																																																																																				
2	4824.00	45.93	54.00	-8.07	66.81	34.09	10.29	65.26	0.00	129	290	AVERAGE																																																																																				
Limit	Read	Ant	Cable	Preamp	Aux	APos	TPos	Remark																																																																																								
Freq	Level	Line Margin	Level Factor	Loss Factor	Factor																																																																																											
MHz	dBuV/m	dBuV/m	dB	dBuV	dB/m	dB	dB	cm	deg																																																																																							
1	4824.00	42.20	74.00	-31.80	63.08	34.09	10.29	65.26	0.00	300	360	PEAK																																																																																				



Mode	14																																																																																																																																							
	Harmonic																																																																																																																																							
	2400-2483.5_802.11g_CH06_2437MHz																																																																																																																																							
ANT	SISO																																																																																																																																							
Pol.	Horizontal	Vertical																																																																																																																																						
Peak Avg	<table border="1"> <thead> <tr> <th>Limit</th> <th>Read</th> <th>Ant</th> <th>Cable</th> <th>Preamp</th> <th>Aux</th> <th>APos</th> <th>TPos</th> <th>Remark</th> </tr> <tr> <th>Freq</th> <th>Level</th> <th>Line</th> <th>Margin</th> <th>Level</th> <th>Factor</th> <th>Loss</th> <th>Factor</th> <th>Factor</th> </tr> <tr> <th>MHz</th> <th>dBuV/m</th> <th>dBuV/m</th> <th>dB</th> <th>dBuV</th> <th>dB/m</th> <th>dB</th> <th>dB</th> <th>cm</th> <th>deg</th> </tr> </thead> <tbody> <tr> <td>1</td> <td>4874.00</td> <td>48.61</td> <td>74.00</td> <td>-25.39</td> <td>69.42</td> <td>34.12</td> <td>10.34</td> <td>65.27</td> <td>0.00</td> <td>245</td> <td>310</td> <td>PEAK</td> </tr> <tr> <td>2</td> <td>4874.00</td> <td>45.51</td> <td>54.00</td> <td>-8.49</td> <td>66.32</td> <td>34.12</td> <td>10.34</td> <td>65.27</td> <td>0.00</td> <td>245</td> <td>310</td> <td>AVERAGE</td> </tr> <tr> <td>3</td> <td>7386.00</td> <td>40.37</td> <td>74.00</td> <td>-33.63</td> <td>57.63</td> <td>35.42</td> <td>12.88</td> <td>65.56</td> <td>0.00</td> <td>245</td> <td>310</td> <td>Peak</td> </tr> </tbody> </table>	Limit	Read	Ant	Cable	Preamp	Aux	APos	TPos	Remark	Freq	Level	Line	Margin	Level	Factor	Loss	Factor	Factor	MHz	dBuV/m	dBuV/m	dB	dBuV	dB/m	dB	dB	cm	deg	1	4874.00	48.61	74.00	-25.39	69.42	34.12	10.34	65.27	0.00	245	310	PEAK	2	4874.00	45.51	54.00	-8.49	66.32	34.12	10.34	65.27	0.00	245	310	AVERAGE	3	7386.00	40.37	74.00	-33.63	57.63	35.42	12.88	65.56	0.00	245	310	Peak	<table border="1"> <thead> <tr> <th>Limit</th> <th>Read</th> <th>Ant</th> <th>Cable</th> <th>Preamp</th> <th>Aux</th> <th>APos</th> <th>TPos</th> <th>Remark</th> </tr> <tr> <th>Freq</th> <th>Level</th> <th>Line</th> <th>Margin</th> <th>Level</th> <th>Factor</th> <th>Loss</th> <th>Factor</th> <th>Factor</th> </tr> <tr> <th>MHz</th> <th>dBuV/m</th> <th>dBuV/m</th> <th>dB</th> <th>dBuV</th> <th>dB/m</th> <th>dB</th> <th>dB</th> <th>cm</th> <th>deg</th> </tr> </thead> <tbody> <tr> <td>1</td> <td>4874.00</td> <td>48.80</td> <td>74.00</td> <td>-25.20</td> <td>69.61</td> <td>34.12</td> <td>10.34</td> <td>65.27</td> <td>0.00</td> <td>232</td> <td>268</td> <td>PEAK</td> </tr> <tr> <td>2</td> <td>4874.00</td> <td>45.61</td> <td>54.00</td> <td>-8.39</td> <td>66.42</td> <td>34.12</td> <td>10.34</td> <td>65.27</td> <td>0.00</td> <td>232</td> <td>268</td> <td>AVERAGE</td> </tr> <tr> <td>3</td> <td>7386.00</td> <td>40.95</td> <td>74.00</td> <td>-33.05</td> <td>58.21</td> <td>35.42</td> <td>12.88</td> <td>65.56</td> <td>0.00</td> <td>232</td> <td>268</td> <td>Peak</td> </tr> </tbody> </table>	Limit	Read	Ant	Cable	Preamp	Aux	APos	TPos	Remark	Freq	Level	Line	Margin	Level	Factor	Loss	Factor	Factor	MHz	dBuV/m	dBuV/m	dB	dBuV	dB/m	dB	dB	cm	deg	1	4874.00	48.80	74.00	-25.20	69.61	34.12	10.34	65.27	0.00	232	268	PEAK	2	4874.00	45.61	54.00	-8.39	66.42	34.12	10.34	65.27	0.00	232	268	AVERAGE	3	7386.00	40.95	74.00	-33.05	58.21	35.42	12.88	65.56	0.00	232	268	Peak
Limit	Read	Ant	Cable	Preamp	Aux	APos	TPos	Remark																																																																																																																																
Freq	Level	Line	Margin	Level	Factor	Loss	Factor	Factor																																																																																																																																
MHz	dBuV/m	dBuV/m	dB	dBuV	dB/m	dB	dB	cm	deg																																																																																																																															
1	4874.00	48.61	74.00	-25.39	69.42	34.12	10.34	65.27	0.00	245	310	PEAK																																																																																																																												
2	4874.00	45.51	54.00	-8.49	66.32	34.12	10.34	65.27	0.00	245	310	AVERAGE																																																																																																																												
3	7386.00	40.37	74.00	-33.63	57.63	35.42	12.88	65.56	0.00	245	310	Peak																																																																																																																												
Limit	Read	Ant	Cable	Preamp	Aux	APos	TPos	Remark																																																																																																																																
Freq	Level	Line	Margin	Level	Factor	Loss	Factor	Factor																																																																																																																																
MHz	dBuV/m	dBuV/m	dB	dBuV	dB/m	dB	dB	cm	deg																																																																																																																															
1	4874.00	48.80	74.00	-25.20	69.61	34.12	10.34	65.27	0.00	232	268	PEAK																																																																																																																												
2	4874.00	45.61	54.00	-8.39	66.42	34.12	10.34	65.27	0.00	232	268	AVERAGE																																																																																																																												
3	7386.00	40.95	74.00	-33.05	58.21	35.42	12.88	65.56	0.00	232	268	Peak																																																																																																																												



Mode	15																																																																																																																																	
	Band Edge																																																																																																																																	
	2400-2483.5_802.11g_CH11_2462MHz																																																																																																																																	
ANT	SISO																																																																																																																																	
Pol.	Horizontal	Fundamental																																																																																																																																
Peak	<table border="1"> <thead> <tr> <th>Limit</th> <th>Read</th> <th>Ant</th> <th>Cable</th> <th>Preamp</th> <th>Aux</th> <th>APos</th> <th>TPos</th> </tr> <tr> <th>Freq</th> <th>Level</th> <th>Line</th> <th>Margin</th> <th>Level</th> <th>Factor</th> <th>Loss</th> <th>Factor</th> </tr> <tr> <th>MHz</th> <th>dBuV/m</th> <th>dBuV/m</th> <th>dB</th> <th>dBuV</th> <th>dB/m</th> <th>dB</th> <th>dB</th> </tr> </thead> <tbody> <tr> <td>1 2485.71</td> <td>60.28</td> <td>74.00</td> <td>-13.72</td> <td>47.60</td> <td>32.16</td> <td>7.33</td> <td>32.81</td> </tr> <tr> <td></td> <td></td> <td></td> <td></td> <td></td> <td></td> <td></td> <td>6.00</td> </tr> <tr> <td></td> <td></td> <td></td> <td></td> <td></td> <td></td> <td></td> <td>286</td> </tr> <tr> <td></td> <td></td> <td></td> <td></td> <td></td> <td></td> <td></td> <td>360</td> </tr> <tr> <td></td> <td></td> <td></td> <td></td> <td></td> <td></td> <td></td> <td>PEAK</td> </tr> </tbody> </table>	Limit	Read	Ant	Cable	Preamp	Aux	APos	TPos	Freq	Level	Line	Margin	Level	Factor	Loss	Factor	MHz	dBuV/m	dBuV/m	dB	dBuV	dB/m	dB	dB	1 2485.71	60.28	74.00	-13.72	47.60	32.16	7.33	32.81								6.00								286								360								PEAK	<table border="1"> <thead> <tr> <th>Limit</th> <th>Read</th> <th>Ant</th> <th>Cable</th> <th>Preamp</th> <th>Aux</th> <th>APos</th> <th>TPos</th> </tr> <tr> <th>Freq</th> <th>Level</th> <th>Line</th> <th>Margin</th> <th>Level</th> <th>Factor</th> <th>Loss</th> <th>Factor</th> </tr> <tr> <th>MHz</th> <th>dBuV/m</th> <th>dBuV/m</th> <th>dB</th> <th>dBuV</th> <th>dB/m</th> <th>dB</th> <th>dB</th> </tr> </thead> <tbody> <tr> <td>1 2462.00</td> <td>105.99</td> <td>-----</td> <td>-----</td> <td>93.42</td> <td>32.11</td> <td>7.28</td> <td>32.82</td> </tr> <tr> <td></td> <td></td> <td></td> <td></td> <td></td> <td></td> <td></td> <td>6.00</td> </tr> <tr> <td></td> <td></td> <td></td> <td></td> <td></td> <td></td> <td></td> <td>286</td> </tr> <tr> <td></td> <td></td> <td></td> <td></td> <td></td> <td></td> <td></td> <td>360</td> </tr> <tr> <td></td> <td></td> <td></td> <td></td> <td></td> <td></td> <td></td> <td>PEAK</td> </tr> </tbody> </table>	Limit	Read	Ant	Cable	Preamp	Aux	APos	TPos	Freq	Level	Line	Margin	Level	Factor	Loss	Factor	MHz	dBuV/m	dBuV/m	dB	dBuV	dB/m	dB	dB	1 2462.00	105.99	-----	-----	93.42	32.11	7.28	32.82								6.00								286								360								PEAK
Limit	Read	Ant	Cable	Preamp	Aux	APos	TPos																																																																																																																											
Freq	Level	Line	Margin	Level	Factor	Loss	Factor																																																																																																																											
MHz	dBuV/m	dBuV/m	dB	dBuV	dB/m	dB	dB																																																																																																																											
1 2485.71	60.28	74.00	-13.72	47.60	32.16	7.33	32.81																																																																																																																											
							6.00																																																																																																																											
							286																																																																																																																											
							360																																																																																																																											
							PEAK																																																																																																																											
Limit	Read	Ant	Cable	Preamp	Aux	APos	TPos																																																																																																																											
Freq	Level	Line	Margin	Level	Factor	Loss	Factor																																																																																																																											
MHz	dBuV/m	dBuV/m	dB	dBuV	dB/m	dB	dB																																																																																																																											
1 2462.00	105.99	-----	-----	93.42	32.11	7.28	32.82																																																																																																																											
							6.00																																																																																																																											
							286																																																																																																																											
							360																																																																																																																											
							PEAK																																																																																																																											
Avg	<table border="1"> <thead> <tr> <th>Limit</th> <th>Read</th> <th>Ant</th> <th>Cable</th> <th>Preamp</th> <th>Aux</th> <th>APos</th> <th>TPos</th> </tr> <tr> <th>Freq</th> <th>Level</th> <th>Line</th> <th>Margin</th> <th>Level</th> <th>Factor</th> <th>Loss</th> <th>Factor</th> </tr> <tr> <th>MHz</th> <th>dBuV/m</th> <th>dBuV/m</th> <th>dB</th> <th>dBuV</th> <th>dB/m</th> <th>dB</th> <th>dB</th> </tr> </thead> <tbody> <tr> <td>1 2483.51</td> <td>48.97</td> <td>54.00</td> <td>-5.03</td> <td>36.30</td> <td>32.16</td> <td>7.33</td> <td>32.82</td> </tr> <tr> <td></td> <td></td> <td></td> <td></td> <td></td> <td></td> <td></td> <td>6.00</td> </tr> <tr> <td></td> <td></td> <td></td> <td></td> <td></td> <td></td> <td></td> <td>286</td> </tr> <tr> <td></td> <td></td> <td></td> <td></td> <td></td> <td></td> <td></td> <td>360</td> </tr> <tr> <td></td> <td></td> <td></td> <td></td> <td></td> <td></td> <td></td> <td>AVERAGE</td> </tr> </tbody> </table>	Limit	Read	Ant	Cable	Preamp	Aux	APos	TPos	Freq	Level	Line	Margin	Level	Factor	Loss	Factor	MHz	dBuV/m	dBuV/m	dB	dBuV	dB/m	dB	dB	1 2483.51	48.97	54.00	-5.03	36.30	32.16	7.33	32.82								6.00								286								360								AVERAGE	<table border="1"> <thead> <tr> <th>Limit</th> <th>Read</th> <th>Ant</th> <th>Cable</th> <th>Preamp</th> <th>Aux</th> <th>APos</th> <th>TPos</th> </tr> <tr> <th>Freq</th> <th>Level</th> <th>Line</th> <th>Margin</th> <th>Level</th> <th>Factor</th> <th>Loss</th> <th>Factor</th> </tr> <tr> <th>MHz</th> <th>dBuV/m</th> <th>dBuV/m</th> <th>dB</th> <th>dBuV</th> <th>dB/m</th> <th>dB</th> <th>dB</th> </tr> </thead> <tbody> <tr> <td>1 2462.00</td> <td>98.47</td> <td>-----</td> <td>-----</td> <td>85.89</td> <td>32.11</td> <td>7.29</td> <td>32.82</td> </tr> <tr> <td></td> <td></td> <td></td> <td></td> <td></td> <td></td> <td></td> <td>6.00</td> </tr> <tr> <td></td> <td></td> <td></td> <td></td> <td></td> <td></td> <td></td> <td>286</td> </tr> <tr> <td></td> <td></td> <td></td> <td></td> <td></td> <td></td> <td></td> <td>360</td> </tr> <tr> <td></td> <td></td> <td></td> <td></td> <td></td> <td></td> <td></td> <td>AVERAGE</td> </tr> </tbody> </table>	Limit	Read	Ant	Cable	Preamp	Aux	APos	TPos	Freq	Level	Line	Margin	Level	Factor	Loss	Factor	MHz	dBuV/m	dBuV/m	dB	dBuV	dB/m	dB	dB	1 2462.00	98.47	-----	-----	85.89	32.11	7.29	32.82								6.00								286								360								AVERAGE
Limit	Read	Ant	Cable	Preamp	Aux	APos	TPos																																																																																																																											
Freq	Level	Line	Margin	Level	Factor	Loss	Factor																																																																																																																											
MHz	dBuV/m	dBuV/m	dB	dBuV	dB/m	dB	dB																																																																																																																											
1 2483.51	48.97	54.00	-5.03	36.30	32.16	7.33	32.82																																																																																																																											
							6.00																																																																																																																											
							286																																																																																																																											
							360																																																																																																																											
							AVERAGE																																																																																																																											
Limit	Read	Ant	Cable	Preamp	Aux	APos	TPos																																																																																																																											
Freq	Level	Line	Margin	Level	Factor	Loss	Factor																																																																																																																											
MHz	dBuV/m	dBuV/m	dB	dBuV	dB/m	dB	dB																																																																																																																											
1 2462.00	98.47	-----	-----	85.89	32.11	7.29	32.82																																																																																																																											
							6.00																																																																																																																											
							286																																																																																																																											
							360																																																																																																																											
							AVERAGE																																																																																																																											



Mode	15																																																																																	
	Band Edge																																																																																	
	2400-2483.5_802.11g_CH11_2462MHz																																																																																	
ANT	SISO																																																																																	
Pol.	Vertical	Fundamental																																																																																
Peak	<table border="1"> <thead> <tr> <th>Limit</th> <th>Read</th> <th>Ant</th> <th>Cable</th> <th>Preamp</th> <th>Aux</th> <th>APos</th> <th>TPos</th> <th>Remark</th> </tr> <tr> <th>Freq</th> <th>Level</th> <th>Line</th> <th>Margin</th> <th>Level</th> <th>Factor</th> <th>Loss</th> <th>Factor</th> <th>Factor</th> </tr> <tr> <th>MHz</th> <th>dBuV/m</th> <th>dBuV/m</th> <th>dB</th> <th>dBuV</th> <th>dB/m</th> <th>dB</th> <th>dB</th> <th>dB</th> </tr> </thead> <tbody> <tr> <td>1</td> <td>2484.57</td> <td>65.17</td> <td>74.00</td> <td>-8.83</td> <td>52.49</td> <td>32.16</td> <td>7.33</td> <td>32.81</td> <td>6.00</td> <td>321</td> <td>274</td> <td>PEAK</td> </tr> </tbody> </table>	Limit	Read	Ant	Cable	Preamp	Aux	APos	TPos	Remark	Freq	Level	Line	Margin	Level	Factor	Loss	Factor	Factor	MHz	dBuV/m	dBuV/m	dB	dBuV	dB/m	dB	dB	dB	1	2484.57	65.17	74.00	-8.83	52.49	32.16	7.33	32.81	6.00	321	274	PEAK	<table border="1"> <thead> <tr> <th>Limit</th> <th>Read</th> <th>Ant</th> <th>Cable</th> <th>Preamp</th> <th>Aux</th> <th>APos</th> <th>TPos</th> <th>Remark</th> </tr> <tr> <th>Freq</th> <th>Level</th> <th>Line</th> <th>Margin</th> <th>Level</th> <th>Factor</th> <th>Loss</th> <th>Factor</th> <th>Factor</th> </tr> <tr> <th>MHz</th> <th>dBuV/m</th> <th>dBuV/m</th> <th>dB</th> <th>dBuV</th> <th>dB/m</th> <th>dB</th> <th>dB</th> <th>dB</th> </tr> </thead> <tbody> <tr> <td>1</td> <td>2462.00</td> <td>107.27</td> <td>-----</td> <td>-----</td> <td>94.69</td> <td>32.11</td> <td>7.29</td> <td>32.82</td> <td>6.00</td> <td>321</td> <td>274</td> <td>PEAK</td> </tr> </tbody> </table>	Limit	Read	Ant	Cable	Preamp	Aux	APos	TPos	Remark	Freq	Level	Line	Margin	Level	Factor	Loss	Factor	Factor	MHz	dBuV/m	dBuV/m	dB	dBuV	dB/m	dB	dB	dB	1	2462.00	107.27	-----	-----	94.69	32.11	7.29	32.82	6.00	321	274	PEAK
	Limit	Read	Ant	Cable	Preamp	Aux	APos	TPos	Remark																																																																									
Freq	Level	Line	Margin	Level	Factor	Loss	Factor	Factor																																																																										
MHz	dBuV/m	dBuV/m	dB	dBuV	dB/m	dB	dB	dB																																																																										
1	2484.57	65.17	74.00	-8.83	52.49	32.16	7.33	32.81	6.00	321	274	PEAK																																																																						
Limit	Read	Ant	Cable	Preamp	Aux	APos	TPos	Remark																																																																										
Freq	Level	Line	Margin	Level	Factor	Loss	Factor	Factor																																																																										
MHz	dBuV/m	dBuV/m	dB	dBuV	dB/m	dB	dB	dB																																																																										
1	2462.00	107.27	-----	-----	94.69	32.11	7.29	32.82	6.00	321	274	PEAK																																																																						
Avg	<table border="1"> <thead> <tr> <th>Limit</th> <th>Read</th> <th>Ant</th> <th>Cable</th> <th>Preamp</th> <th>Aux</th> <th>APos</th> <th>TPos</th> <th>Remark</th> </tr> <tr> <th>Freq</th> <th>Level</th> <th>Line</th> <th>Margin</th> <th>Level</th> <th>Factor</th> <th>Loss</th> <th>Factor</th> <th>Factor</th> </tr> <tr> <th>MHz</th> <th>dBuV/m</th> <th>dBuV/m</th> <th>dB</th> <th>dBuV</th> <th>dB/m</th> <th>dB</th> <th>dB</th> <th>dB</th> </tr> </thead> <tbody> <tr> <td>1</td> <td>2483.51</td> <td>49.70</td> <td>54.00</td> <td>-4.30</td> <td>37.03</td> <td>32.16</td> <td>7.33</td> <td>32.82</td> <td>6.00</td> <td>321</td> <td>274</td> <td>AVERAGE</td> </tr> </tbody> </table>	Limit	Read	Ant	Cable	Preamp	Aux	APos	TPos	Remark	Freq	Level	Line	Margin	Level	Factor	Loss	Factor	Factor	MHz	dBuV/m	dBuV/m	dB	dBuV	dB/m	dB	dB	dB	1	2483.51	49.70	54.00	-4.30	37.03	32.16	7.33	32.82	6.00	321	274	AVERAGE	<table border="1"> <thead> <tr> <th>Limit</th> <th>Read</th> <th>Ant</th> <th>Cable</th> <th>Preamp</th> <th>Aux</th> <th>APos</th> <th>TPos</th> <th>Remark</th> </tr> <tr> <th>Freq</th> <th>Level</th> <th>Line</th> <th>Margin</th> <th>Level</th> <th>Factor</th> <th>Loss</th> <th>Factor</th> <th>Factor</th> </tr> <tr> <th>MHz</th> <th>dBuV/m</th> <th>dBuV/m</th> <th>dB</th> <th>dBuV</th> <th>dB/m</th> <th>dB</th> <th>dB</th> <th>dB</th> </tr> </thead> <tbody> <tr> <td>1</td> <td>2462.00</td> <td>99.85</td> <td>-----</td> <td>-----</td> <td>87.27</td> <td>32.11</td> <td>7.29</td> <td>32.82</td> <td>6.00</td> <td>321</td> <td>274</td> <td>AVERAGE</td> </tr> </tbody> </table>	Limit	Read	Ant	Cable	Preamp	Aux	APos	TPos	Remark	Freq	Level	Line	Margin	Level	Factor	Loss	Factor	Factor	MHz	dBuV/m	dBuV/m	dB	dBuV	dB/m	dB	dB	dB	1	2462.00	99.85	-----	-----	87.27	32.11	7.29	32.82	6.00	321	274	AVERAGE
	Limit	Read	Ant	Cable	Preamp	Aux	APos	TPos	Remark																																																																									
Freq	Level	Line	Margin	Level	Factor	Loss	Factor	Factor																																																																										
MHz	dBuV/m	dBuV/m	dB	dBuV	dB/m	dB	dB	dB																																																																										
1	2483.51	49.70	54.00	-4.30	37.03	32.16	7.33	32.82	6.00	321	274	AVERAGE																																																																						
Limit	Read	Ant	Cable	Preamp	Aux	APos	TPos	Remark																																																																										
Freq	Level	Line	Margin	Level	Factor	Loss	Factor	Factor																																																																										
MHz	dBuV/m	dBuV/m	dB	dBuV	dB/m	dB	dB	dB																																																																										
1	2462.00	99.85	-----	-----	87.27	32.11	7.29	32.82	6.00	321	274	AVERAGE																																																																						



Mode	15																																																																																																																										
	Harmonic																																																																																																																										
	2400-2483.5_802.11g_CH11_2462MHz																																																																																																																										
ANT	SISO																																																																																																																										
Pol.	Horizontal	Vertical																																																																																																																									
Peak Avg	<table border="1"> <thead> <tr> <th>Limit</th> <th>Read</th> <th>Ant</th> <th>Cable</th> <th>Preamp</th> <th>Aux</th> <th>APos</th> <th>TPos</th> <th>Remark</th> </tr> <tr> <th>Freq</th> <th>Level</th> <th>Line</th> <th>Margin</th> <th>Level</th> <th>Factor</th> <th>Loss</th> <th>Factor</th> <th>Factor</th> </tr> <tr> <th>MHz</th> <th>dBuV/m</th> <th>dBuV/m</th> <th>dB</th> <th>dBuV</th> <th>dB/m</th> <th>dB</th> <th>dB</th> <th>cm</th> <th>deg</th> </tr> </thead> <tbody> <tr> <td>1</td> <td>4924.00</td> <td>50.27</td> <td>74.00</td> <td>-23.73</td> <td>70.98</td> <td>34.16</td> <td>10.40</td> <td>65.27</td> <td>0.00</td> <td>125</td> <td>289</td> <td>PEAK</td> </tr> <tr> <td>2</td> <td>4924.00</td> <td>47.32</td> <td>54.00</td> <td>-6.68</td> <td>68.03</td> <td>34.16</td> <td>10.40</td> <td>65.27</td> <td>0.00</td> <td>125</td> <td>289</td> <td>AVERAGE</td> </tr> <tr> <td>3</td> <td>7386.00</td> <td>41.57</td> <td>74.00</td> <td>-32.43</td> <td>58.83</td> <td>35.42</td> <td>12.88</td> <td>65.56</td> <td>0.00</td> <td>125</td> <td>289</td> <td>Peak</td> </tr> </tbody> </table>	Limit	Read	Ant	Cable	Preamp	Aux	APos	TPos	Remark	Freq	Level	Line	Margin	Level	Factor	Loss	Factor	Factor	MHz	dBuV/m	dBuV/m	dB	dBuV	dB/m	dB	dB	cm	deg	1	4924.00	50.27	74.00	-23.73	70.98	34.16	10.40	65.27	0.00	125	289	PEAK	2	4924.00	47.32	54.00	-6.68	68.03	34.16	10.40	65.27	0.00	125	289	AVERAGE	3	7386.00	41.57	74.00	-32.43	58.83	35.42	12.88	65.56	0.00	125	289	Peak	<table border="1"> <thead> <tr> <th>Limit</th> <th>Read</th> <th>Ant</th> <th>Cable</th> <th>Preamp</th> <th>Aux</th> <th>APos</th> <th>TPos</th> <th>Remark</th> </tr> <tr> <th>Freq</th> <th>Level</th> <th>Line</th> <th>Margin</th> <th>Level</th> <th>Factor</th> <th>Loss</th> <th>Factor</th> <th>Factor</th> </tr> <tr> <th>MHz</th> <th>dBuV/m</th> <th>dBuV/m</th> <th>dB</th> <th>dBuV</th> <th>dB/m</th> <th>dB</th> <th>dB</th> <th>cm</th> <th>deg</th> </tr> </thead> <tbody> <tr> <td>1</td> <td>4924.00</td> <td>42.52</td> <td>74.00</td> <td>-31.48</td> <td>63.23</td> <td>34.16</td> <td>10.40</td> <td>65.27</td> <td>0.00</td> <td>300</td> <td>360</td> <td>PEAK</td> </tr> <tr> <td>2</td> <td>7386.00</td> <td>41.28</td> <td>74.00</td> <td>-32.72</td> <td>58.54</td> <td>35.42</td> <td>12.88</td> <td>65.56</td> <td>0.00</td> <td>300</td> <td>360</td> <td>Peak</td> </tr> </tbody> </table>	Limit	Read	Ant	Cable	Preamp	Aux	APos	TPos	Remark	Freq	Level	Line	Margin	Level	Factor	Loss	Factor	Factor	MHz	dBuV/m	dBuV/m	dB	dBuV	dB/m	dB	dB	cm	deg	1	4924.00	42.52	74.00	-31.48	63.23	34.16	10.40	65.27	0.00	300	360	PEAK	2	7386.00	41.28	74.00	-32.72	58.54	35.42	12.88	65.56	0.00	300	360	Peak
Limit	Read	Ant	Cable	Preamp	Aux	APos	TPos	Remark																																																																																																																			
Freq	Level	Line	Margin	Level	Factor	Loss	Factor	Factor																																																																																																																			
MHz	dBuV/m	dBuV/m	dB	dBuV	dB/m	dB	dB	cm	deg																																																																																																																		
1	4924.00	50.27	74.00	-23.73	70.98	34.16	10.40	65.27	0.00	125	289	PEAK																																																																																																															
2	4924.00	47.32	54.00	-6.68	68.03	34.16	10.40	65.27	0.00	125	289	AVERAGE																																																																																																															
3	7386.00	41.57	74.00	-32.43	58.83	35.42	12.88	65.56	0.00	125	289	Peak																																																																																																															
Limit	Read	Ant	Cable	Preamp	Aux	APos	TPos	Remark																																																																																																																			
Freq	Level	Line	Margin	Level	Factor	Loss	Factor	Factor																																																																																																																			
MHz	dBuV/m	dBuV/m	dB	dBuV	dB/m	dB	dB	cm	deg																																																																																																																		
1	4924.00	42.52	74.00	-31.48	63.23	34.16	10.40	65.27	0.00	300	360	PEAK																																																																																																															
2	7386.00	41.28	74.00	-32.72	58.54	35.42	12.88	65.56	0.00	300	360	Peak																																																																																																															



Mode	16																																																																																																																															
	Band Edge																																																																																																																															
	2400-2483.5_802.11n HT20_CH01_2412MHz																																																																																																																															
ANT	SISO																																																																																																																															
Pol.	Horizontal	Fundamental																																																																																																																														
Peak	<table border="1"> <thead> <tr> <th>Limit</th> <th>Read</th> <th>Ant</th> <th>Cable</th> <th>Preamp</th> <th>Aux</th> <th>APos</th> <th>TPos</th> <th>Remark</th> </tr> <tr> <th>Freq</th> <th>Level</th> <th>Line</th> <th>Margin</th> <th>Level</th> <th>Factor</th> <th>Loss</th> <th>Factor</th> <th>Factor</th> </tr> <tr> <th>MHz</th> <th>dBuV/m</th> <th>dBuV/m</th> <th>dB</th> <th>dBuV</th> <th>dB/m</th> <th>dB</th> <th>dB</th> <th>cm</th> </tr> </thead> <tbody> <tr> <td>1 2389.43</td> <td>64.79</td> <td>74.00</td> <td>-9.21</td> <td>52.51</td> <td>31.97</td> <td>7.16</td> <td>32.85</td> <td>6.00</td> </tr> <tr> <td></td> <td></td> <td></td> <td></td> <td></td> <td></td> <td></td> <td></td> <td>100</td> </tr> <tr> <td></td> <td></td> <td></td> <td></td> <td></td> <td></td> <td></td> <td></td> <td>317</td> </tr> <tr> <td></td> <td></td> <td></td> <td></td> <td></td> <td></td> <td></td> <td></td> <td>PEAK</td> </tr> </tbody> </table>	Limit	Read	Ant	Cable	Preamp	Aux	APos	TPos	Remark	Freq	Level	Line	Margin	Level	Factor	Loss	Factor	Factor	MHz	dBuV/m	dBuV/m	dB	dBuV	dB/m	dB	dB	cm	1 2389.43	64.79	74.00	-9.21	52.51	31.97	7.16	32.85	6.00									100									317									PEAK	<table border="1"> <thead> <tr> <th>Limit</th> <th>Read</th> <th>Ant</th> <th>Cable</th> <th>Preamp</th> <th>Aux</th> <th>APos</th> <th>TPos</th> <th>Remark</th> </tr> <tr> <th>Freq</th> <th>Level</th> <th>Line</th> <th>Margin</th> <th>Level</th> <th>Factor</th> <th>Loss</th> <th>Factor</th> <th>Factor</th> </tr> <tr> <th>MHz</th> <th>dBuV/m</th> <th>dBuV/m</th> <th>dB</th> <th>dBuV</th> <th>dB/m</th> <th>dB</th> <th>dB</th> <th>cm</th> </tr> </thead> <tbody> <tr> <td>1 2412.00</td> <td>101.54</td> <td>-----</td> <td>-----</td> <td>89.17</td> <td>32.01</td> <td>7.20</td> <td>32.84</td> <td>6.00</td> </tr> <tr> <td></td> <td></td> <td></td> <td></td> <td></td> <td></td> <td></td> <td></td> <td>100</td> </tr> <tr> <td></td> <td></td> <td></td> <td></td> <td></td> <td></td> <td></td> <td></td> <td>317</td> </tr> <tr> <td></td> <td></td> <td></td> <td></td> <td></td> <td></td> <td></td> <td></td> <td>PEAK</td> </tr> </tbody> </table>	Limit	Read	Ant	Cable	Preamp	Aux	APos	TPos	Remark	Freq	Level	Line	Margin	Level	Factor	Loss	Factor	Factor	MHz	dBuV/m	dBuV/m	dB	dBuV	dB/m	dB	dB	cm	1 2412.00	101.54	-----	-----	89.17	32.01	7.20	32.84	6.00									100									317									PEAK
Limit	Read	Ant	Cable	Preamp	Aux	APos	TPos	Remark																																																																																																																								
Freq	Level	Line	Margin	Level	Factor	Loss	Factor	Factor																																																																																																																								
MHz	dBuV/m	dBuV/m	dB	dBuV	dB/m	dB	dB	cm																																																																																																																								
1 2389.43	64.79	74.00	-9.21	52.51	31.97	7.16	32.85	6.00																																																																																																																								
								100																																																																																																																								
								317																																																																																																																								
								PEAK																																																																																																																								
Limit	Read	Ant	Cable	Preamp	Aux	APos	TPos	Remark																																																																																																																								
Freq	Level	Line	Margin	Level	Factor	Loss	Factor	Factor																																																																																																																								
MHz	dBuV/m	dBuV/m	dB	dBuV	dB/m	dB	dB	cm																																																																																																																								
1 2412.00	101.54	-----	-----	89.17	32.01	7.20	32.84	6.00																																																																																																																								
								100																																																																																																																								
								317																																																																																																																								
								PEAK																																																																																																																								
Avg	<table border="1"> <thead> <tr> <th>Limit</th> <th>Read</th> <th>Ant</th> <th>Cable</th> <th>Preamp</th> <th>Aux</th> <th>APos</th> <th>TPos</th> <th>Remark</th> </tr> <tr> <th>Freq</th> <th>Level</th> <th>Line</th> <th>Margin</th> <th>Level</th> <th>Factor</th> <th>Loss</th> <th>Factor</th> <th>Factor</th> </tr> <tr> <th>MHz</th> <th>dBuV/m</th> <th>dBuV/m</th> <th>dB</th> <th>dBuV</th> <th>dB/m</th> <th>dB</th> <th>dB</th> <th>cm</th> </tr> </thead> <tbody> <tr> <td>1 2389.95</td> <td>48.64</td> <td>54.00</td> <td>-5.36</td> <td>36.36</td> <td>31.97</td> <td>7.16</td> <td>32.85</td> <td>6.00</td> </tr> <tr> <td></td> <td></td> <td></td> <td></td> <td></td> <td></td> <td></td> <td></td> <td>100</td> </tr> <tr> <td></td> <td></td> <td></td> <td></td> <td></td> <td></td> <td></td> <td></td> <td>317</td> </tr> <tr> <td></td> <td></td> <td></td> <td></td> <td></td> <td></td> <td></td> <td></td> <td>AVERAGE</td> </tr> </tbody> </table>	Limit	Read	Ant	Cable	Preamp	Aux	APos	TPos	Remark	Freq	Level	Line	Margin	Level	Factor	Loss	Factor	Factor	MHz	dBuV/m	dBuV/m	dB	dBuV	dB/m	dB	dB	cm	1 2389.95	48.64	54.00	-5.36	36.36	31.97	7.16	32.85	6.00									100									317									AVERAGE	<table border="1"> <thead> <tr> <th>Limit</th> <th>Read</th> <th>Ant</th> <th>Cable</th> <th>Preamp</th> <th>Aux</th> <th>APos</th> <th>TPos</th> <th>Remark</th> </tr> <tr> <th>Freq</th> <th>Level</th> <th>Line</th> <th>Margin</th> <th>Level</th> <th>Factor</th> <th>Loss</th> <th>Factor</th> <th>Factor</th> </tr> <tr> <th>MHz</th> <th>dBuV/m</th> <th>dBuV/m</th> <th>dB</th> <th>dBuV</th> <th>dB/m</th> <th>dB</th> <th>dB</th> <th>cm</th> </tr> </thead> <tbody> <tr> <td>1 2412.00</td> <td>94.50</td> <td>-----</td> <td>-----</td> <td>82.13</td> <td>32.01</td> <td>7.20</td> <td>32.84</td> <td>6.00</td> </tr> <tr> <td></td> <td></td> <td></td> <td></td> <td></td> <td></td> <td></td> <td></td> <td>100</td> </tr> <tr> <td></td> <td></td> <td></td> <td></td> <td></td> <td></td> <td></td> <td></td> <td>317</td> </tr> <tr> <td></td> <td></td> <td></td> <td></td> <td></td> <td></td> <td></td> <td></td> <td>AVERAGE</td> </tr> </tbody> </table>	Limit	Read	Ant	Cable	Preamp	Aux	APos	TPos	Remark	Freq	Level	Line	Margin	Level	Factor	Loss	Factor	Factor	MHz	dBuV/m	dBuV/m	dB	dBuV	dB/m	dB	dB	cm	1 2412.00	94.50	-----	-----	82.13	32.01	7.20	32.84	6.00									100									317									AVERAGE
Limit	Read	Ant	Cable	Preamp	Aux	APos	TPos	Remark																																																																																																																								
Freq	Level	Line	Margin	Level	Factor	Loss	Factor	Factor																																																																																																																								
MHz	dBuV/m	dBuV/m	dB	dBuV	dB/m	dB	dB	cm																																																																																																																								
1 2389.95	48.64	54.00	-5.36	36.36	31.97	7.16	32.85	6.00																																																																																																																								
								100																																																																																																																								
								317																																																																																																																								
								AVERAGE																																																																																																																								
Limit	Read	Ant	Cable	Preamp	Aux	APos	TPos	Remark																																																																																																																								
Freq	Level	Line	Margin	Level	Factor	Loss	Factor	Factor																																																																																																																								
MHz	dBuV/m	dBuV/m	dB	dBuV	dB/m	dB	dB	cm																																																																																																																								
1 2412.00	94.50	-----	-----	82.13	32.01	7.20	32.84	6.00																																																																																																																								
								100																																																																																																																								
								317																																																																																																																								
								AVERAGE																																																																																																																								



Mode	16																																																																																			
	Band Edge																																																																																			
	2400-2483.5_802.11n_HT20_CH01_2412MHz																																																																																			
ANT	SISO																																																																																			
Pol.	Vertical	Fundamental																																																																																		
Peak	<table border="1"> <thead> <tr> <th>Limit</th> <th>Read</th> <th>Ant</th> <th>Cable</th> <th>Preamp</th> <th>Aux</th> <th>APos</th> <th>TPos</th> <th>Remark</th> </tr> <tr> <th>Freq</th> <th>Level</th> <th>Line Margin</th> <th>Level</th> <th>Factor</th> <th>Loss Factor</th> <th>Factor</th> <th></th> <th></th> </tr> <tr> <th>MHz</th> <th>dBuV/m</th> <th>dBuV/m</th> <th>dB</th> <th>dBuV</th> <th>dB/m</th> <th>dB</th> <th>dB</th> <th>cm</th> <th>deg</th> </tr> </thead> <tbody> <tr> <td>1</td> <td>2388.91</td> <td>67.16</td> <td>74.00</td> <td>-6.84</td> <td>54.88</td> <td>31.97</td> <td>7.16</td> <td>32.85</td> <td>6.00</td> <td>300</td> <td>286</td> <td>PEAK</td> </tr> </tbody> </table>	Limit	Read	Ant	Cable	Preamp	Aux	APos	TPos	Remark	Freq	Level	Line Margin	Level	Factor	Loss Factor	Factor			MHz	dBuV/m	dBuV/m	dB	dBuV	dB/m	dB	dB	cm	deg	1	2388.91	67.16	74.00	-6.84	54.88	31.97	7.16	32.85	6.00	300	286	PEAK	<table border="1"> <thead> <tr> <th>Limit</th> <th>Read</th> <th>Ant</th> <th>Cable</th> <th>Preamp</th> <th>Aux</th> <th>APos</th> <th>TPos</th> <th>Remark</th> </tr> <tr> <th>Freq</th> <th>Level</th> <th>Line Margin</th> <th>Level</th> <th>Factor</th> <th>Loss Factor</th> <th>Factor</th> <th></th> <th></th> </tr> <tr> <th>MHz</th> <th>dBuV/m</th> <th>dBuV/m</th> <th>dB</th> <th>dBuV</th> <th>dB/m</th> <th>dB</th> <th>dB</th> <th>cm</th> <th>deg</th> </tr> </thead> <tbody> <tr> <td>1</td> <td>2412.00</td> <td>105.11</td> <td>-----</td> <td>-----</td> <td>92.74</td> <td>32.01</td> <td>7.20</td> <td>32.84</td> <td>6.00</td> <td>300</td> <td>286</td> <td>PEAK</td> </tr> </tbody> </table>	Limit	Read	Ant	Cable	Preamp	Aux	APos	TPos	Remark	Freq	Level	Line Margin	Level	Factor	Loss Factor	Factor			MHz	dBuV/m	dBuV/m	dB	dBuV	dB/m	dB	dB	cm	deg	1	2412.00	105.11	-----	-----	92.74	32.01	7.20	32.84	6.00	300	286	PEAK
	Limit	Read	Ant	Cable	Preamp	Aux	APos	TPos	Remark																																																																											
Freq	Level	Line Margin	Level	Factor	Loss Factor	Factor																																																																														
MHz	dBuV/m	dBuV/m	dB	dBuV	dB/m	dB	dB	cm	deg																																																																											
1	2388.91	67.16	74.00	-6.84	54.88	31.97	7.16	32.85	6.00	300	286	PEAK																																																																								
Limit	Read	Ant	Cable	Preamp	Aux	APos	TPos	Remark																																																																												
Freq	Level	Line Margin	Level	Factor	Loss Factor	Factor																																																																														
MHz	dBuV/m	dBuV/m	dB	dBuV	dB/m	dB	dB	cm	deg																																																																											
1	2412.00	105.11	-----	-----	92.74	32.01	7.20	32.84	6.00	300	286	PEAK																																																																								
Avg	<table border="1"> <thead> <tr> <th>Limit</th> <th>Read</th> <th>Ant</th> <th>Cable</th> <th>Preamp</th> <th>Aux</th> <th>APos</th> <th>TPos</th> <th>Remark</th> </tr> <tr> <th>Freq</th> <th>Level</th> <th>Line Margin</th> <th>Level</th> <th>Factor</th> <th>Loss Factor</th> <th>Factor</th> <th></th> <th></th> </tr> <tr> <th>MHz</th> <th>dBuV/m</th> <th>dBuV/m</th> <th>dB</th> <th>dBuV</th> <th>dB/m</th> <th>dB</th> <th>dB</th> <th>cm</th> <th>deg</th> </tr> </thead> <tbody> <tr> <td>1</td> <td>2389.95</td> <td>49.57</td> <td>54.00</td> <td>-4.43</td> <td>37.29</td> <td>31.97</td> <td>7.16</td> <td>32.85</td> <td>6.00</td> <td>300</td> <td>286</td> <td>AVERAGE</td> </tr> </tbody> </table>	Limit	Read	Ant	Cable	Preamp	Aux	APos	TPos	Remark	Freq	Level	Line Margin	Level	Factor	Loss Factor	Factor			MHz	dBuV/m	dBuV/m	dB	dBuV	dB/m	dB	dB	cm	deg	1	2389.95	49.57	54.00	-4.43	37.29	31.97	7.16	32.85	6.00	300	286	AVERAGE	<table border="1"> <thead> <tr> <th>Limit</th> <th>Read</th> <th>Ant</th> <th>Cable</th> <th>Preamp</th> <th>Aux</th> <th>APos</th> <th>TPos</th> <th>Remark</th> </tr> <tr> <th>Freq</th> <th>Level</th> <th>Line Margin</th> <th>Level</th> <th>Factor</th> <th>Loss Factor</th> <th>Factor</th> <th></th> <th></th> </tr> <tr> <th>MHz</th> <th>dBuV/m</th> <th>dBuV/m</th> <th>dB</th> <th>dBuV</th> <th>dB/m</th> <th>dB</th> <th>dB</th> <th>cm</th> <th>deg</th> </tr> </thead> <tbody> <tr> <td>1</td> <td>2412.00</td> <td>97.55</td> <td>-----</td> <td>-----</td> <td>85.18</td> <td>32.01</td> <td>7.20</td> <td>32.84</td> <td>6.00</td> <td>300</td> <td>286</td> <td>AVERAGE</td> </tr> </tbody> </table>	Limit	Read	Ant	Cable	Preamp	Aux	APos	TPos	Remark	Freq	Level	Line Margin	Level	Factor	Loss Factor	Factor			MHz	dBuV/m	dBuV/m	dB	dBuV	dB/m	dB	dB	cm	deg	1	2412.00	97.55	-----	-----	85.18	32.01	7.20	32.84	6.00	300	286	AVERAGE
Limit	Read	Ant	Cable	Preamp	Aux	APos	TPos	Remark																																																																												
Freq	Level	Line Margin	Level	Factor	Loss Factor	Factor																																																																														
MHz	dBuV/m	dBuV/m	dB	dBuV	dB/m	dB	dB	cm	deg																																																																											
1	2389.95	49.57	54.00	-4.43	37.29	31.97	7.16	32.85	6.00	300	286	AVERAGE																																																																								
Limit	Read	Ant	Cable	Preamp	Aux	APos	TPos	Remark																																																																												
Freq	Level	Line Margin	Level	Factor	Loss Factor	Factor																																																																														
MHz	dBuV/m	dBuV/m	dB	dBuV	dB/m	dB	dB	cm	deg																																																																											
1	2412.00	97.55	-----	-----	85.18	32.01	7.20	32.84	6.00	300	286	AVERAGE																																																																								



Mode	16																																																																									
	Harmonic																																																																									
	2400-2483.5_802.11n_HT20_CH01_2412MHz																																																																									
ANT	SISO																																																																									
Pol.	Horizontal	Vertical																																																																								
Peak Avg	<table border="1"> <thead> <tr> <th>Limit</th> <th>Read</th> <th>Ant</th> <th>Cable</th> <th>Preamp</th> <th>Aux</th> <th>APos</th> <th>TPos</th> </tr> <tr> <th>Freq</th> <th>Level</th> <th>Line Margin</th> <th>Level Factor</th> <th>Loss Factor</th> <th>Factor</th> <th></th> <th>Remark</th> </tr> <tr> <th>MHz</th> <th>dBuV/m</th> <th>dBuV/m</th> <th>dB</th> <th>dBuV</th> <th>dB/m</th> <th>dB</th> <th>dB</th> </tr> </thead> <tbody> <tr> <td>1 4824.00</td> <td>39.98</td> <td>74.00</td> <td>-34.02</td> <td>60.86</td> <td>34.09</td> <td>10.29</td> <td>65.26</td> <td>0.00</td> <td>100</td> <td>360</td> <td>PEAK</td> </tr> </tbody> </table>	Limit	Read	Ant	Cable	Preamp	Aux	APos	TPos	Freq	Level	Line Margin	Level Factor	Loss Factor	Factor		Remark	MHz	dBuV/m	dBuV/m	dB	dBuV	dB/m	dB	dB	1 4824.00	39.98	74.00	-34.02	60.86	34.09	10.29	65.26	0.00	100	360	PEAK	<table border="1"> <thead> <tr> <th>Limit</th> <th>Read</th> <th>Ant</th> <th>Cable</th> <th>Preamp</th> <th>Aux</th> <th>APos</th> <th>TPos</th> </tr> <tr> <th>Freq</th> <th>Level</th> <th>Line Margin</th> <th>Level Factor</th> <th>Loss Factor</th> <th>Factor</th> <th></th> <th>Remark</th> </tr> <tr> <th>MHz</th> <th>dBuV/m</th> <th>dBuV/m</th> <th>dB</th> <th>dBuV</th> <th>dB/m</th> <th>dB</th> <th>dB</th> </tr> </thead> <tbody> <tr> <td>1 4824.00</td> <td>40.41</td> <td>74.00</td> <td>-33.59</td> <td>61.29</td> <td>34.09</td> <td>10.29</td> <td>65.26</td> <td>0.00</td> <td>300</td> <td>360</td> <td>PEAK</td> </tr> </tbody> </table>	Limit	Read	Ant	Cable	Preamp	Aux	APos	TPos	Freq	Level	Line Margin	Level Factor	Loss Factor	Factor		Remark	MHz	dBuV/m	dBuV/m	dB	dBuV	dB/m	dB	dB	1 4824.00	40.41	74.00	-33.59	61.29	34.09	10.29	65.26	0.00	300	360	PEAK
Limit	Read	Ant	Cable	Preamp	Aux	APos	TPos																																																																			
Freq	Level	Line Margin	Level Factor	Loss Factor	Factor		Remark																																																																			
MHz	dBuV/m	dBuV/m	dB	dBuV	dB/m	dB	dB																																																																			
1 4824.00	39.98	74.00	-34.02	60.86	34.09	10.29	65.26	0.00	100	360	PEAK																																																															
Limit	Read	Ant	Cable	Preamp	Aux	APos	TPos																																																																			
Freq	Level	Line Margin	Level Factor	Loss Factor	Factor		Remark																																																																			
MHz	dBuV/m	dBuV/m	dB	dBuV	dB/m	dB	dB																																																																			
1 4824.00	40.41	74.00	-33.59	61.29	34.09	10.29	65.26	0.00	300	360	PEAK																																																															



Mode	17																																																																																																													
	Harmonic																																																																																																													
	2400-2483.5_802.11n_HT20_CH06_2437MHz																																																																																																													
ANT	SISO																																																																																																													
Pol.	Horizontal	Vertical																																																																																																												
Peak Avg	<table border="1"> <thead> <tr> <th>Limit</th> <th>Read</th> <th>Ant</th> <th>Cable</th> <th>Preamp</th> <th>Aux</th> <th>APos</th> <th>TPos</th> <th>Remark</th> </tr> <tr> <th>Freq</th> <th>Level</th> <th>Line Margin</th> <th>Level Factor</th> <th>Loss Factor</th> <th>Loss Factor</th> <th>Factor</th> <th></th> <th></th> </tr> <tr> <th>MHz</th> <th>dBuV/m</th> <th>dBuV/m</th> <th>dB</th> <th>dBuV</th> <th>dB/m</th> <th>dB</th> <th>dB</th> <th>cm</th> <th>deg</th> </tr> </thead> <tbody> <tr> <td>1</td> <td>4874.00</td> <td>43.26</td> <td>74.00</td> <td>-30.74</td> <td>64.07</td> <td>34.12</td> <td>10.34</td> <td>65.27</td> <td>0.00</td> <td>100</td> <td>360</td> <td>PEAK</td> </tr> <tr> <td>2</td> <td>7311.00</td> <td>42.46</td> <td>74.00</td> <td>-31.54</td> <td>59.63</td> <td>35.41</td> <td>12.78</td> <td>65.36</td> <td>0.00</td> <td>100</td> <td>360</td> <td>PEAK</td> </tr> </tbody> </table>	Limit	Read	Ant	Cable	Preamp	Aux	APos	TPos	Remark	Freq	Level	Line Margin	Level Factor	Loss Factor	Loss Factor	Factor			MHz	dBuV/m	dBuV/m	dB	dBuV	dB/m	dB	dB	cm	deg	1	4874.00	43.26	74.00	-30.74	64.07	34.12	10.34	65.27	0.00	100	360	PEAK	2	7311.00	42.46	74.00	-31.54	59.63	35.41	12.78	65.36	0.00	100	360	PEAK	<table border="1"> <thead> <tr> <th>Limit</th> <th>Read</th> <th>Ant</th> <th>Cable</th> <th>Preamp</th> <th>Aux</th> <th>APos</th> <th>TPos</th> <th>Remark</th> </tr> <tr> <th>Freq</th> <th>Level</th> <th>Line Margin</th> <th>Level Factor</th> <th>Loss Factor</th> <th>Loss Factor</th> <th>Factor</th> <th></th> <th></th> </tr> <tr> <th>MHz</th> <th>dBuV/m</th> <th>dBuV/m</th> <th>dB</th> <th>dBuV</th> <th>dB/m</th> <th>dB</th> <th>dB</th> <th>cm</th> <th>deg</th> </tr> </thead> <tbody> <tr> <td>1</td> <td>4874.00</td> <td>41.24</td> <td>74.00</td> <td>-32.76</td> <td>62.05</td> <td>34.12</td> <td>10.34</td> <td>65.27</td> <td>0.00</td> <td>300</td> <td>360</td> <td>PEAK</td> </tr> <tr> <td>2</td> <td>7311.00</td> <td>42.08</td> <td>74.00</td> <td>-31.92</td> <td>59.25</td> <td>35.41</td> <td>12.78</td> <td>65.36</td> <td>0.00</td> <td>300</td> <td>360</td> <td>PEAK</td> </tr> </tbody> </table>	Limit	Read	Ant	Cable	Preamp	Aux	APos	TPos	Remark	Freq	Level	Line Margin	Level Factor	Loss Factor	Loss Factor	Factor			MHz	dBuV/m	dBuV/m	dB	dBuV	dB/m	dB	dB	cm	deg	1	4874.00	41.24	74.00	-32.76	62.05	34.12	10.34	65.27	0.00	300	360	PEAK	2	7311.00	42.08	74.00	-31.92	59.25	35.41	12.78	65.36	0.00	300	360	PEAK
Limit	Read	Ant	Cable	Preamp	Aux	APos	TPos	Remark																																																																																																						
Freq	Level	Line Margin	Level Factor	Loss Factor	Loss Factor	Factor																																																																																																								
MHz	dBuV/m	dBuV/m	dB	dBuV	dB/m	dB	dB	cm	deg																																																																																																					
1	4874.00	43.26	74.00	-30.74	64.07	34.12	10.34	65.27	0.00	100	360	PEAK																																																																																																		
2	7311.00	42.46	74.00	-31.54	59.63	35.41	12.78	65.36	0.00	100	360	PEAK																																																																																																		
Limit	Read	Ant	Cable	Preamp	Aux	APos	TPos	Remark																																																																																																						
Freq	Level	Line Margin	Level Factor	Loss Factor	Loss Factor	Factor																																																																																																								
MHz	dBuV/m	dBuV/m	dB	dBuV	dB/m	dB	dB	cm	deg																																																																																																					
1	4874.00	41.24	74.00	-32.76	62.05	34.12	10.34	65.27	0.00	300	360	PEAK																																																																																																		
2	7311.00	42.08	74.00	-31.92	59.25	35.41	12.78	65.36	0.00	300	360	PEAK																																																																																																		



Mode	18																																																																																															
	Band Edge																																																																																															
	2400-2483.5_802.11n HT20_CH11_2462MHz																																																																																															
ANT	SISO																																																																																															
Pol.	Horizontal	Fundamental																																																																																														
Peak	<table border="1"> <thead> <tr> <th>Limit</th> <th>Read</th> <th>Ant</th> <th>Cable</th> <th>Preamp</th> <th>Aux</th> <th>APos</th> <th>TPos</th> </tr> <tr> <th>Freq</th> <th>Level</th> <th>Line</th> <th>Margin</th> <th>Level</th> <th>Factor</th> <th>Loss</th> <th>Factor</th> <th>Factor</th> <th>Factor</th> <th>cm</th> <th>deg</th> <th>Remark</th> </tr> <tr> <th>MHz</th> <th>dBuV/m</th> <th>dBuV/m</th> <th>dB</th> <th>dBuV</th> <th>dB/m</th> <th>dB</th> <th>dB</th> <th>dB</th> <th>dB</th> <th>cm</th> <th>deg</th> <th>Remark</th> </tr> </thead> <tbody> <tr> <td>1</td> <td>2484.27</td> <td>61.41</td> <td>74.00</td> <td>-12.59</td> <td>48.73</td> <td>32.16</td> <td>7.33</td> <td>32.81</td> <td>6.00</td> <td>100</td> <td>239</td> <td>PEAK</td> </tr> </tbody> </table>	Limit	Read	Ant	Cable	Preamp	Aux	APos	TPos	Freq	Level	Line	Margin	Level	Factor	Loss	Factor	Factor	Factor	cm	deg	Remark	MHz	dBuV/m	dBuV/m	dB	dBuV	dB/m	dB	dB	dB	dB	cm	deg	Remark	1	2484.27	61.41	74.00	-12.59	48.73	32.16	7.33	32.81	6.00	100	239	PEAK	<table border="1"> <thead> <tr> <th>Limit</th> <th>Read</th> <th>Ant</th> <th>Cable</th> <th>Preamp</th> <th>Aux</th> <th>APos</th> <th>TPos</th> </tr> <tr> <th>Freq</th> <th>Level</th> <th>Line</th> <th>Margin</th> <th>Level</th> <th>Factor</th> <th>Loss</th> <th>Factor</th> <th>Factor</th> <th>Factor</th> <th>cm</th> <th>deg</th> <th>Remark</th> </tr> <tr> <th>MHz</th> <th>dBuV/m</th> <th>dBuV/m</th> <th>dB</th> <th>dBuV</th> <th>dB/m</th> <th>dB</th> <th>dB</th> <th>dB</th> <th>dB</th> <th>cm</th> <th>deg</th> <th>Remark</th> </tr> </thead> <tbody> <tr> <td>1</td> <td>2462.00</td> <td>104.34</td> <td>-----</td> <td>-----</td> <td>91.74</td> <td>32.12</td> <td>7.30</td> <td>32.82</td> <td>6.00</td> <td>100</td> <td>239</td> <td>PEAK</td> </tr> </tbody> </table>	Limit	Read	Ant	Cable	Preamp	Aux	APos	TPos	Freq	Level	Line	Margin	Level	Factor	Loss	Factor	Factor	Factor	cm	deg	Remark	MHz	dBuV/m	dBuV/m	dB	dBuV	dB/m	dB	dB	dB	dB	cm	deg	Remark	1	2462.00	104.34	-----	-----	91.74	32.12	7.30	32.82	6.00	100	239	PEAK
Limit	Read	Ant	Cable	Preamp	Aux	APos	TPos																																																																																									
Freq	Level	Line	Margin	Level	Factor	Loss	Factor	Factor	Factor	cm	deg	Remark																																																																																				
MHz	dBuV/m	dBuV/m	dB	dBuV	dB/m	dB	dB	dB	dB	cm	deg	Remark																																																																																				
1	2484.27	61.41	74.00	-12.59	48.73	32.16	7.33	32.81	6.00	100	239	PEAK																																																																																				
Limit	Read	Ant	Cable	Preamp	Aux	APos	TPos																																																																																									
Freq	Level	Line	Margin	Level	Factor	Loss	Factor	Factor	Factor	cm	deg	Remark																																																																																				
MHz	dBuV/m	dBuV/m	dB	dBuV	dB/m	dB	dB	dB	dB	cm	deg	Remark																																																																																				
1	2462.00	104.34	-----	-----	91.74	32.12	7.30	32.82	6.00	100	239	PEAK																																																																																				
Avg	<table border="1"> <thead> <tr> <th>Limit</th> <th>Read</th> <th>Ant</th> <th>Cable</th> <th>Preamp</th> <th>Aux</th> <th>APos</th> <th>TPos</th> </tr> <tr> <th>Freq</th> <th>Level</th> <th>Line</th> <th>Margin</th> <th>Level</th> <th>Factor</th> <th>Loss</th> <th>Factor</th> <th>Factor</th> <th>Factor</th> <th>cm</th> <th>deg</th> <th>Remark</th> </tr> <tr> <th>MHz</th> <th>dBuV/m</th> <th>dBuV/m</th> <th>dB</th> <th>dBuV</th> <th>dB/m</th> <th>dB</th> <th>dB</th> <th>dB</th> <th>dB</th> <th>cm</th> <th>deg</th> <th>Remark</th> </tr> </thead> <tbody> <tr> <td>1</td> <td>2483.51</td> <td>49.27</td> <td>54.00</td> <td>-4.73</td> <td>36.60</td> <td>32.16</td> <td>7.33</td> <td>32.82</td> <td>6.00</td> <td>100</td> <td>239</td> <td>AVERAGE</td> </tr> </tbody> </table>	Limit	Read	Ant	Cable	Preamp	Aux	APos	TPos	Freq	Level	Line	Margin	Level	Factor	Loss	Factor	Factor	Factor	cm	deg	Remark	MHz	dBuV/m	dBuV/m	dB	dBuV	dB/m	dB	dB	dB	dB	cm	deg	Remark	1	2483.51	49.27	54.00	-4.73	36.60	32.16	7.33	32.82	6.00	100	239	AVERAGE	<table border="1"> <thead> <tr> <th>Limit</th> <th>Read</th> <th>Ant</th> <th>Cable</th> <th>Preamp</th> <th>Aux</th> <th>APos</th> <th>TPos</th> </tr> <tr> <th>Freq</th> <th>Level</th> <th>Line</th> <th>Margin</th> <th>Level</th> <th>Factor</th> <th>Loss</th> <th>Factor</th> <th>Factor</th> <th>Factor</th> <th>cm</th> <th>deg</th> <th>Remark</th> </tr> <tr> <th>MHz</th> <th>dBuV/m</th> <th>dBuV/m</th> <th>dB</th> <th>dBuV</th> <th>dB/m</th> <th>dB</th> <th>dB</th> <th>dB</th> <th>dB</th> <th>cm</th> <th>deg</th> <th>Remark</th> </tr> </thead> <tbody> <tr> <td>1</td> <td>2462.00</td> <td>97.21</td> <td>-----</td> <td>-----</td> <td>84.63</td> <td>32.11</td> <td>7.29</td> <td>32.82</td> <td>6.00</td> <td>100</td> <td>239</td> <td>AVERAGE</td> </tr> </tbody> </table>	Limit	Read	Ant	Cable	Preamp	Aux	APos	TPos	Freq	Level	Line	Margin	Level	Factor	Loss	Factor	Factor	Factor	cm	deg	Remark	MHz	dBuV/m	dBuV/m	dB	dBuV	dB/m	dB	dB	dB	dB	cm	deg	Remark	1	2462.00	97.21	-----	-----	84.63	32.11	7.29	32.82	6.00	100	239	AVERAGE
Limit	Read	Ant	Cable	Preamp	Aux	APos	TPos																																																																																									
Freq	Level	Line	Margin	Level	Factor	Loss	Factor	Factor	Factor	cm	deg	Remark																																																																																				
MHz	dBuV/m	dBuV/m	dB	dBuV	dB/m	dB	dB	dB	dB	cm	deg	Remark																																																																																				
1	2483.51	49.27	54.00	-4.73	36.60	32.16	7.33	32.82	6.00	100	239	AVERAGE																																																																																				
Limit	Read	Ant	Cable	Preamp	Aux	APos	TPos																																																																																									
Freq	Level	Line	Margin	Level	Factor	Loss	Factor	Factor	Factor	cm	deg	Remark																																																																																				
MHz	dBuV/m	dBuV/m	dB	dBuV	dB/m	dB	dB	dB	dB	cm	deg	Remark																																																																																				
1	2462.00	97.21	-----	-----	84.63	32.11	7.29	32.82	6.00	100	239	AVERAGE																																																																																				



Mode	18																																																																																									
	Band Edge																																																																																									
	2400-2483.5_802.11n HT20_CH11_2462MHz																																																																																									
ANT	SISO																																																																																									
Pol.	Vertical	Fundamental																																																																																								
Peak	<table border="1"> <thead> <tr> <th>Limit</th> <th>Read</th> <th>Ant</th> <th>Cable</th> <th>Preamp</th> <th>Aux</th> <th>APos</th> <th>TPos</th> <th>Remark</th> </tr> <tr> <th>Freq</th> <th>Level</th> <th>Line</th> <th>Margin</th> <th>Level</th> <th>Factor</th> <th>Loss</th> <th>Factor</th> <th>Factor</th> <th>cm</th> <th>deg</th> </tr> <tr> <th>MHz</th> <th>dBuV/m</th> <th>dBuV/m</th> <th>dB</th> <th>dBuV</th> <th>dB/m</th> <th>dB</th> <th>dB</th> <th>dB</th> <th>cm</th> <th>deg</th> </tr> </thead> <tbody> <tr> <td>1</td> <td>2483.51</td> <td>64.61</td> <td>74.00</td> <td>-9.39</td> <td>51.94</td> <td>32.16</td> <td>7.33</td> <td>32.82</td> <td>6.00</td> <td>316</td> <td>266</td> <td>PEAK</td> </tr> </tbody> </table>	Limit	Read	Ant	Cable	Preamp	Aux	APos	TPos	Remark	Freq	Level	Line	Margin	Level	Factor	Loss	Factor	Factor	cm	deg	MHz	dBuV/m	dBuV/m	dB	dBuV	dB/m	dB	dB	dB	cm	deg	1	2483.51	64.61	74.00	-9.39	51.94	32.16	7.33	32.82	6.00	316	266	PEAK	<table border="1"> <thead> <tr> <th>Limit</th> <th>Read</th> <th>Ant</th> <th>Cable</th> <th>Preamp</th> <th>Aux</th> <th>APos</th> <th>TPos</th> <th>Remark</th> </tr> <tr> <th>Freq</th> <th>Level</th> <th>Line</th> <th>Margin</th> <th>Level</th> <th>Factor</th> <th>Loss</th> <th>Factor</th> <th>Factor</th> <th>cm</th> <th>deg</th> </tr> <tr> <th>MHz</th> <th>dBuV/m</th> <th>dBuV/m</th> <th>dB</th> <th>dBuV</th> <th>dB/m</th> <th>dB</th> <th>dB</th> <th>dB</th> <th>cm</th> <th>deg</th> </tr> </thead> <tbody> <tr> <td>1</td> <td>2462.00</td> <td>106.19</td> <td>-----</td> <td>-----</td> <td>93.61</td> <td>32.11</td> <td>7.29</td> <td>32.82</td> <td>6.00</td> <td>316</td> <td>266</td> <td>PEAK</td> </tr> </tbody> </table>	Limit	Read	Ant	Cable	Preamp	Aux	APos	TPos	Remark	Freq	Level	Line	Margin	Level	Factor	Loss	Factor	Factor	cm	deg	MHz	dBuV/m	dBuV/m	dB	dBuV	dB/m	dB	dB	dB	cm	deg	1	2462.00	106.19	-----	-----	93.61	32.11	7.29	32.82	6.00	316	266	PEAK
	Limit	Read	Ant	Cable	Preamp	Aux	APos	TPos	Remark																																																																																	
Freq	Level	Line	Margin	Level	Factor	Loss	Factor	Factor	cm	deg																																																																																
MHz	dBuV/m	dBuV/m	dB	dBuV	dB/m	dB	dB	dB	cm	deg																																																																																
1	2483.51	64.61	74.00	-9.39	51.94	32.16	7.33	32.82	6.00	316	266	PEAK																																																																														
Limit	Read	Ant	Cable	Preamp	Aux	APos	TPos	Remark																																																																																		
Freq	Level	Line	Margin	Level	Factor	Loss	Factor	Factor	cm	deg																																																																																
MHz	dBuV/m	dBuV/m	dB	dBuV	dB/m	dB	dB	dB	cm	deg																																																																																
1	2462.00	106.19	-----	-----	93.61	32.11	7.29	32.82	6.00	316	266	PEAK																																																																														
Avg	<table border="1"> <thead> <tr> <th>Limit</th> <th>Read</th> <th>Ant</th> <th>Cable</th> <th>Preamp</th> <th>Aux</th> <th>APos</th> <th>TPos</th> <th>Remark</th> </tr> <tr> <th>Freq</th> <th>Level</th> <th>Line</th> <th>Margin</th> <th>Level</th> <th>Factor</th> <th>Loss</th> <th>Factor</th> <th>Factor</th> <th>cm</th> <th>deg</th> </tr> <tr> <th>MHz</th> <th>dBuV/m</th> <th>dBuV/m</th> <th>dB</th> <th>dBuV</th> <th>dB/m</th> <th>dB</th> <th>dB</th> <th>dB</th> <th>cm</th> <th>deg</th> </tr> </thead> <tbody> <tr> <td>1</td> <td>2483.58</td> <td>50.58</td> <td>54.00</td> <td>-3.42</td> <td>37.91</td> <td>32.16</td> <td>7.33</td> <td>32.82</td> <td>6.00</td> <td>316</td> <td>266</td> <td>AVERAGE</td> </tr> </tbody> </table>	Limit	Read	Ant	Cable	Preamp	Aux	APos	TPos	Remark	Freq	Level	Line	Margin	Level	Factor	Loss	Factor	Factor	cm	deg	MHz	dBuV/m	dBuV/m	dB	dBuV	dB/m	dB	dB	dB	cm	deg	1	2483.58	50.58	54.00	-3.42	37.91	32.16	7.33	32.82	6.00	316	266	AVERAGE	<table border="1"> <thead> <tr> <th>Limit</th> <th>Read</th> <th>Ant</th> <th>Cable</th> <th>Preamp</th> <th>Aux</th> <th>APos</th> <th>TPos</th> <th>Remark</th> </tr> <tr> <th>Freq</th> <th>Level</th> <th>Line</th> <th>Margin</th> <th>Level</th> <th>Factor</th> <th>Loss</th> <th>Factor</th> <th>Factor</th> <th>cm</th> <th>deg</th> </tr> <tr> <th>MHz</th> <th>dBuV/m</th> <th>dBuV/m</th> <th>dB</th> <th>dBuV</th> <th>dB/m</th> <th>dB</th> <th>dB</th> <th>dB</th> <th>cm</th> <th>deg</th> </tr> </thead> <tbody> <tr> <td>1</td> <td>2462.00</td> <td>98.79</td> <td>-----</td> <td>-----</td> <td>86.21</td> <td>32.11</td> <td>7.29</td> <td>32.82</td> <td>6.00</td> <td>316</td> <td>266</td> <td>AVERAGE</td> </tr> </tbody> </table>	Limit	Read	Ant	Cable	Preamp	Aux	APos	TPos	Remark	Freq	Level	Line	Margin	Level	Factor	Loss	Factor	Factor	cm	deg	MHz	dBuV/m	dBuV/m	dB	dBuV	dB/m	dB	dB	dB	cm	deg	1	2462.00	98.79	-----	-----	86.21	32.11	7.29	32.82	6.00	316	266	AVERAGE
Limit	Read	Ant	Cable	Preamp	Aux	APos	TPos	Remark																																																																																		
Freq	Level	Line	Margin	Level	Factor	Loss	Factor	Factor	cm	deg																																																																																
MHz	dBuV/m	dBuV/m	dB	dBuV	dB/m	dB	dB	dB	cm	deg																																																																																
1	2483.58	50.58	54.00	-3.42	37.91	32.16	7.33	32.82	6.00	316	266	AVERAGE																																																																														
Limit	Read	Ant	Cable	Preamp	Aux	APos	TPos	Remark																																																																																		
Freq	Level	Line	Margin	Level	Factor	Loss	Factor	Factor	cm	deg																																																																																
MHz	dBuV/m	dBuV/m	dB	dBuV	dB/m	dB	dB	dB	cm	deg																																																																																
1	2462.00	98.79	-----	-----	86.21	32.11	7.29	32.82	6.00	316	266	AVERAGE																																																																														



Mode	18																																																																																																															
	Harmonic																																																																																																															
	2400-2483.5_802.11n_HT20_CH11_2462MHz																																																																																																															
ANT	SISO																																																																																																															
Pol.	Horizontal	Vertical																																																																																																														
Peak Avg	<table border="1"> <thead> <tr> <th>Limit</th> <th>Read</th> <th>Ant</th> <th>Cable</th> <th>Preamp</th> <th>Aux</th> <th>APos</th> <th>TPos</th> <th>Remark</th> </tr> <tr> <th>Freq</th> <th>Level</th> <th>Line</th> <th>Margin</th> <th>Level</th> <th>Factor</th> <th>Loss</th> <th>Factor</th> <th>Factor</th> </tr> <tr> <th>MHz</th> <th>dBuV/m</th> <th>dBuV/m</th> <th>dB</th> <th>dBuV</th> <th>dB/m</th> <th>dB</th> <th>dB</th> <th>dB</th> <th>cm</th> <th>deg</th> </tr> </thead> <tbody> <tr> <td>1</td> <td>4924.00</td> <td>40.78</td> <td>74.00</td> <td>-33.22</td> <td>61.49</td> <td>34.16</td> <td>10.40</td> <td>65.27</td> <td>0.00</td> <td>100</td> <td>360</td> <td>PEAK</td> </tr> <tr> <td>2</td> <td>7386.00</td> <td>42.06</td> <td>74.00</td> <td>-31.94</td> <td>59.32</td> <td>35.42</td> <td>12.88</td> <td>65.56</td> <td>0.00</td> <td>100</td> <td>360</td> <td>PEAK</td> </tr> </tbody> </table>	Limit	Read	Ant	Cable	Preamp	Aux	APos	TPos	Remark	Freq	Level	Line	Margin	Level	Factor	Loss	Factor	Factor	MHz	dBuV/m	dBuV/m	dB	dBuV	dB/m	dB	dB	dB	cm	deg	1	4924.00	40.78	74.00	-33.22	61.49	34.16	10.40	65.27	0.00	100	360	PEAK	2	7386.00	42.06	74.00	-31.94	59.32	35.42	12.88	65.56	0.00	100	360	PEAK	<table border="1"> <thead> <tr> <th>Limit</th> <th>Read</th> <th>Ant</th> <th>Cable</th> <th>Preamp</th> <th>Aux</th> <th>APos</th> <th>TPos</th> <th>Remark</th> </tr> <tr> <th>Freq</th> <th>Level</th> <th>Line</th> <th>Margin</th> <th>Level</th> <th>Factor</th> <th>Loss</th> <th>Factor</th> <th>Factor</th> </tr> <tr> <th>MHz</th> <th>dBuV/m</th> <th>dBuV/m</th> <th>dB</th> <th>dBuV</th> <th>dB/m</th> <th>dB</th> <th>dB</th> <th>dB</th> <th>cm</th> <th>deg</th> </tr> </thead> <tbody> <tr> <td>1</td> <td>4924.00</td> <td>40.53</td> <td>74.00</td> <td>-33.47</td> <td>61.24</td> <td>34.16</td> <td>10.40</td> <td>65.27</td> <td>0.00</td> <td>300</td> <td>360</td> <td>PEAK</td> </tr> <tr> <td>2</td> <td>7386.00</td> <td>41.38</td> <td>74.00</td> <td>-32.62</td> <td>58.64</td> <td>35.42</td> <td>12.88</td> <td>65.56</td> <td>0.00</td> <td>300</td> <td>360</td> <td>PEAK</td> </tr> </tbody> </table>	Limit	Read	Ant	Cable	Preamp	Aux	APos	TPos	Remark	Freq	Level	Line	Margin	Level	Factor	Loss	Factor	Factor	MHz	dBuV/m	dBuV/m	dB	dBuV	dB/m	dB	dB	dB	cm	deg	1	4924.00	40.53	74.00	-33.47	61.24	34.16	10.40	65.27	0.00	300	360	PEAK	2	7386.00	41.38	74.00	-32.62	58.64	35.42	12.88	65.56	0.00	300	360	PEAK
	Limit	Read	Ant	Cable	Preamp	Aux	APos	TPos	Remark																																																																																																							
Freq	Level	Line	Margin	Level	Factor	Loss	Factor	Factor																																																																																																								
MHz	dBuV/m	dBuV/m	dB	dBuV	dB/m	dB	dB	dB	cm	deg																																																																																																						
1	4924.00	40.78	74.00	-33.22	61.49	34.16	10.40	65.27	0.00	100	360	PEAK																																																																																																				
2	7386.00	42.06	74.00	-31.94	59.32	35.42	12.88	65.56	0.00	100	360	PEAK																																																																																																				
Limit	Read	Ant	Cable	Preamp	Aux	APos	TPos	Remark																																																																																																								
Freq	Level	Line	Margin	Level	Factor	Loss	Factor	Factor																																																																																																								
MHz	dBuV/m	dBuV/m	dB	dBuV	dB/m	dB	dB	dB	cm	deg																																																																																																						
1	4924.00	40.53	74.00	-33.47	61.24	34.16	10.40	65.27	0.00	300	360	PEAK																																																																																																				
2	7386.00	41.38	74.00	-32.62	58.64	35.42	12.88	65.56	0.00	300	360	PEAK																																																																																																				



Mode	19																																																																																			
	Band Edge - L																																																																																			
	2400-2483.5_802.11n HT40_CH03_2422MHz																																																																																			
ANT	SISO																																																																																			
Pol.	Horizontal	Fundamental																																																																																		
Peak	<table border="1"> <thead> <tr> <th>Limit</th> <th>Read</th> <th>Ant</th> <th>Cable</th> <th>Preamp</th> <th>Aux</th> <th>APos</th> <th>TPos</th> <th>Remark</th> </tr> <tr> <th>Freq</th> <th>Level</th> <th>Line</th> <th>Margin</th> <th>Level</th> <th>Factor</th> <th>Loss</th> <th>Factor</th> <th>Factor</th> </tr> <tr> <th>MHz</th> <th>dBuV/m</th> <th>dBuV/m</th> <th>dB</th> <th>dBuV</th> <th>dB/m</th> <th>dB</th> <th>dB</th> <th>cm</th> <th>deg</th> </tr> </thead> <tbody> <tr> <td>1</td> <td>2388.06</td> <td>65.94</td> <td>74.00</td> <td>-8.06</td> <td>53.67</td> <td>31.96</td> <td>7.16</td> <td>32.85</td> <td>6.00</td> <td>100</td> <td>329</td> <td>PEAK</td> </tr> </tbody> </table>	Limit	Read	Ant	Cable	Preamp	Aux	APos	TPos	Remark	Freq	Level	Line	Margin	Level	Factor	Loss	Factor	Factor	MHz	dBuV/m	dBuV/m	dB	dBuV	dB/m	dB	dB	cm	deg	1	2388.06	65.94	74.00	-8.06	53.67	31.96	7.16	32.85	6.00	100	329	PEAK	<table border="1"> <thead> <tr> <th>Limit</th> <th>Read</th> <th>Ant</th> <th>Cable</th> <th>Preamp</th> <th>Aux</th> <th>APos</th> <th>TPos</th> <th>Remark</th> </tr> <tr> <th>Freq</th> <th>Level</th> <th>Line</th> <th>Margin</th> <th>Level</th> <th>Factor</th> <th>Loss</th> <th>Factor</th> <th>Factor</th> </tr> <tr> <th>MHz</th> <th>dBuV/m</th> <th>dBuV/m</th> <th>dB</th> <th>dBuV</th> <th>dB/m</th> <th>dB</th> <th>dB</th> <th>cm</th> <th>deg</th> </tr> </thead> <tbody> <tr> <td>1</td> <td>2422.00</td> <td>97.96</td> <td>-----</td> <td>-----</td> <td>85.59</td> <td>32.01</td> <td>7.20</td> <td>32.84</td> <td>6.00</td> <td>100</td> <td>329</td> <td>PEAK</td> </tr> </tbody> </table>	Limit	Read	Ant	Cable	Preamp	Aux	APos	TPos	Remark	Freq	Level	Line	Margin	Level	Factor	Loss	Factor	Factor	MHz	dBuV/m	dBuV/m	dB	dBuV	dB/m	dB	dB	cm	deg	1	2422.00	97.96	-----	-----	85.59	32.01	7.20	32.84	6.00	100	329	PEAK
	Limit	Read	Ant	Cable	Preamp	Aux	APos	TPos	Remark																																																																											
Freq	Level	Line	Margin	Level	Factor	Loss	Factor	Factor																																																																												
MHz	dBuV/m	dBuV/m	dB	dBuV	dB/m	dB	dB	cm	deg																																																																											
1	2388.06	65.94	74.00	-8.06	53.67	31.96	7.16	32.85	6.00	100	329	PEAK																																																																								
Limit	Read	Ant	Cable	Preamp	Aux	APos	TPos	Remark																																																																												
Freq	Level	Line	Margin	Level	Factor	Loss	Factor	Factor																																																																												
MHz	dBuV/m	dBuV/m	dB	dBuV	dB/m	dB	dB	cm	deg																																																																											
1	2422.00	97.96	-----	-----	85.59	32.01	7.20	32.84	6.00	100	329	PEAK																																																																								
Avg	<table border="1"> <thead> <tr> <th>Limit</th> <th>Read</th> <th>Ant</th> <th>Cable</th> <th>Preamp</th> <th>Aux</th> <th>APos</th> <th>TPos</th> <th>Remark</th> </tr> <tr> <th>Freq</th> <th>Level</th> <th>Line</th> <th>Margin</th> <th>Level</th> <th>Factor</th> <th>Loss</th> <th>Factor</th> <th>Factor</th> </tr> <tr> <th>MHz</th> <th>dBuV/m</th> <th>dBuV/m</th> <th>dB</th> <th>dBuV</th> <th>dB/m</th> <th>dB</th> <th>dB</th> <th>cm</th> <th>deg</th> </tr> </thead> <tbody> <tr> <td>1</td> <td>2389.63</td> <td>49.51</td> <td>54.00</td> <td>-4.49</td> <td>37.23</td> <td>31.97</td> <td>7.16</td> <td>32.85</td> <td>6.00</td> <td>100</td> <td>329</td> <td>AVERAGE</td> </tr> </tbody> </table>	Limit	Read	Ant	Cable	Preamp	Aux	APos	TPos	Remark	Freq	Level	Line	Margin	Level	Factor	Loss	Factor	Factor	MHz	dBuV/m	dBuV/m	dB	dBuV	dB/m	dB	dB	cm	deg	1	2389.63	49.51	54.00	-4.49	37.23	31.97	7.16	32.85	6.00	100	329	AVERAGE	<table border="1"> <thead> <tr> <th>Limit</th> <th>Read</th> <th>Ant</th> <th>Cable</th> <th>Preamp</th> <th>Aux</th> <th>APos</th> <th>TPos</th> <th>Remark</th> </tr> <tr> <th>Freq</th> <th>Level</th> <th>Line</th> <th>Margin</th> <th>Level</th> <th>Factor</th> <th>Loss</th> <th>Factor</th> <th>Factor</th> </tr> <tr> <th>MHz</th> <th>dBuV/m</th> <th>dBuV/m</th> <th>dB</th> <th>dBuV</th> <th>dB/m</th> <th>dB</th> <th>dB</th> <th>cm</th> <th>deg</th> </tr> </thead> <tbody> <tr> <td>1</td> <td>2422.00</td> <td>90.78</td> <td>-----</td> <td>-----</td> <td>78.41</td> <td>32.01</td> <td>7.20</td> <td>32.84</td> <td>6.00</td> <td>100</td> <td>329</td> <td>AVERAGE</td> </tr> </tbody> </table>	Limit	Read	Ant	Cable	Preamp	Aux	APos	TPos	Remark	Freq	Level	Line	Margin	Level	Factor	Loss	Factor	Factor	MHz	dBuV/m	dBuV/m	dB	dBuV	dB/m	dB	dB	cm	deg	1	2422.00	90.78	-----	-----	78.41	32.01	7.20	32.84	6.00	100	329	AVERAGE
Limit	Read	Ant	Cable	Preamp	Aux	APos	TPos	Remark																																																																												
Freq	Level	Line	Margin	Level	Factor	Loss	Factor	Factor																																																																												
MHz	dBuV/m	dBuV/m	dB	dBuV	dB/m	dB	dB	cm	deg																																																																											
1	2389.63	49.51	54.00	-4.49	37.23	31.97	7.16	32.85	6.00	100	329	AVERAGE																																																																								
Limit	Read	Ant	Cable	Preamp	Aux	APos	TPos	Remark																																																																												
Freq	Level	Line	Margin	Level	Factor	Loss	Factor	Factor																																																																												
MHz	dBuV/m	dBuV/m	dB	dBuV	dB/m	dB	dB	cm	deg																																																																											
1	2422.00	90.78	-----	-----	78.41	32.01	7.20	32.84	6.00	100	329	AVERAGE																																																																								



Mode	19																																												
	Band Edge - R																																												
	2400-2483.5_802.11n HT40_CH03_2422MHz																																												
ANT	SISO																																												
Pol.	Horizontal	Fundamental																																											
Peak	<table border="1"> <thead> <tr> <th>Limit</th> <th>Read</th> <th>Ant</th> <th>Cable</th> <th>Preamp</th> <th>Aux</th> <th>APos</th> <th>TPos</th> <th>Remark</th> </tr> <tr> <th>Freq</th> <th>Level</th> <th>Line</th> <th>Margin</th> <th>Level</th> <th>Factor</th> <th>Loss</th> <th>Factor</th> <th>Factor</th> <th>cm</th> <th>deg</th> </tr> <tr> <th>MHz</th> <th>dBuV/m</th> <th>dBuV/m</th> <th>dB</th> <th>dBuV</th> <th>dB/m</th> <th>dB</th> <th>dB</th> <th>dB</th> <th>cm</th> <th>deg</th> </tr> </thead> <tbody> <tr> <td>1 2497.58</td> <td>56.27</td> <td>74.00</td> <td>-17.73</td> <td>43.53</td> <td>32.19</td> <td>7.36</td> <td>32.81</td> <td>6.00</td> <td>100</td> <td>329</td> <td>PEAK</td> </tr> </tbody> </table>	Limit	Read	Ant	Cable	Preamp	Aux	APos	TPos	Remark	Freq	Level	Line	Margin	Level	Factor	Loss	Factor	Factor	cm	deg	MHz	dBuV/m	dBuV/m	dB	dBuV	dB/m	dB	dB	dB	cm	deg	1 2497.58	56.27	74.00	-17.73	43.53	32.19	7.36	32.81	6.00	100	329	PEAK	Blank
Limit	Read	Ant	Cable	Preamp	Aux	APos	TPos	Remark																																					
Freq	Level	Line	Margin	Level	Factor	Loss	Factor	Factor	cm	deg																																			
MHz	dBuV/m	dBuV/m	dB	dBuV	dB/m	dB	dB	dB	cm	deg																																			
1 2497.58	56.27	74.00	-17.73	43.53	32.19	7.36	32.81	6.00	100	329	PEAK																																		
Avg	<table border="1"> <thead> <tr> <th>Limit</th> <th>Read</th> <th>Ant</th> <th>Cable</th> <th>Preamp</th> <th>Aux</th> <th>APos</th> <th>TPos</th> <th>Remark</th> </tr> <tr> <th>Freq</th> <th>Level</th> <th>Line</th> <th>Margin</th> <th>Level</th> <th>Factor</th> <th>Loss</th> <th>Factor</th> <th>Factor</th> <th>cm</th> <th>deg</th> </tr> <tr> <th>MHz</th> <th>dBuV/m</th> <th>dBuV/m</th> <th>dB</th> <th>dBuV</th> <th>dB/m</th> <th>dB</th> <th>dB</th> <th>dB</th> <th>cm</th> <th>deg</th> </tr> </thead> <tbody> <tr> <td>1 2488.53</td> <td>46.95</td> <td>54.00</td> <td>-7.05</td> <td>34.25</td> <td>32.17</td> <td>7.34</td> <td>32.81</td> <td>6.00</td> <td>100</td> <td>329</td> <td>AVERAGE</td> </tr> </tbody> </table>	Limit	Read	Ant	Cable	Preamp	Aux	APos	TPos	Remark	Freq	Level	Line	Margin	Level	Factor	Loss	Factor	Factor	cm	deg	MHz	dBuV/m	dBuV/m	dB	dBuV	dB/m	dB	dB	dB	cm	deg	1 2488.53	46.95	54.00	-7.05	34.25	32.17	7.34	32.81	6.00	100	329	AVERAGE	Blank
Limit	Read	Ant	Cable	Preamp	Aux	APos	TPos	Remark																																					
Freq	Level	Line	Margin	Level	Factor	Loss	Factor	Factor	cm	deg																																			
MHz	dBuV/m	dBuV/m	dB	dBuV	dB/m	dB	dB	dB	cm	deg																																			
1 2488.53	46.95	54.00	-7.05	34.25	32.17	7.34	32.81	6.00	100	329	AVERAGE																																		



Mode	19																																																																																			
	Band Edge - L																																																																																			
	2400-2483.5_802.11n HT40_CH03_2422MHz																																																																																			
ANT	SISO																																																																																			
Pol.	Vertical	Fundamental																																																																																		
Peak	<table border="1"> <thead> <tr> <th>Limit</th> <th>Read</th> <th>Ant</th> <th>Cable</th> <th>Preamp</th> <th>Aux</th> <th>APos</th> <th>TPos</th> <th>Remark</th> </tr> <tr> <th>Freq</th> <th>Level</th> <th>Line Margin</th> <th>Level Factor</th> <th>Loss Factor</th> <th>Factor</th> <th></th> <th></th> <th></th> </tr> <tr> <th>MHz</th> <th>dBuV/m</th> <th>dBuV/m</th> <th>dB</th> <th>dBuV</th> <th>dB/m</th> <th>dB</th> <th>dB</th> <th>cm</th> <th>deg</th> </tr> </thead> <tbody> <tr> <td>1</td> <td>2389.52</td> <td>67.55</td> <td>74.00</td> <td>-6.45</td> <td>55.27</td> <td>31.97</td> <td>7.16</td> <td>32.85</td> <td>6.00</td> <td>300</td> <td>287</td> <td>PEAK</td> </tr> </tbody> </table>	Limit	Read	Ant	Cable	Preamp	Aux	APos	TPos	Remark	Freq	Level	Line Margin	Level Factor	Loss Factor	Factor				MHz	dBuV/m	dBuV/m	dB	dBuV	dB/m	dB	dB	cm	deg	1	2389.52	67.55	74.00	-6.45	55.27	31.97	7.16	32.85	6.00	300	287	PEAK	<table border="1"> <thead> <tr> <th>Limit</th> <th>Read</th> <th>Ant</th> <th>Cable</th> <th>Preamp</th> <th>Aux</th> <th>APos</th> <th>TPos</th> <th>Remark</th> </tr> <tr> <th>Freq</th> <th>Level</th> <th>Line Margin</th> <th>Level Factor</th> <th>Loss Factor</th> <th>Factor</th> <th></th> <th></th> <th></th> </tr> <tr> <th>MHz</th> <th>dBuV/m</th> <th>dBuV/m</th> <th>dB</th> <th>dBuV</th> <th>dB/m</th> <th>dB</th> <th>dB</th> <th>cm</th> <th>deg</th> </tr> </thead> <tbody> <tr> <td>1</td> <td>2422.00</td> <td>99.97</td> <td>-----</td> <td>-----</td> <td>87.60</td> <td>32.01</td> <td>7.20</td> <td>32.84</td> <td>6.00</td> <td>300</td> <td>287</td> <td>PEAK</td> </tr> </tbody> </table>	Limit	Read	Ant	Cable	Preamp	Aux	APos	TPos	Remark	Freq	Level	Line Margin	Level Factor	Loss Factor	Factor				MHz	dBuV/m	dBuV/m	dB	dBuV	dB/m	dB	dB	cm	deg	1	2422.00	99.97	-----	-----	87.60	32.01	7.20	32.84	6.00	300	287	PEAK
	Limit	Read	Ant	Cable	Preamp	Aux	APos	TPos	Remark																																																																											
Freq	Level	Line Margin	Level Factor	Loss Factor	Factor																																																																															
MHz	dBuV/m	dBuV/m	dB	dBuV	dB/m	dB	dB	cm	deg																																																																											
1	2389.52	67.55	74.00	-6.45	55.27	31.97	7.16	32.85	6.00	300	287	PEAK																																																																								
Limit	Read	Ant	Cable	Preamp	Aux	APos	TPos	Remark																																																																												
Freq	Level	Line Margin	Level Factor	Loss Factor	Factor																																																																															
MHz	dBuV/m	dBuV/m	dB	dBuV	dB/m	dB	dB	cm	deg																																																																											
1	2422.00	99.97	-----	-----	87.60	32.01	7.20	32.84	6.00	300	287	PEAK																																																																								
Avg	<table border="1"> <thead> <tr> <th>Limit</th> <th>Read</th> <th>Ant</th> <th>Cable</th> <th>Preamp</th> <th>Aux</th> <th>APos</th> <th>TPos</th> <th>Remark</th> </tr> <tr> <th>Freq</th> <th>Level</th> <th>Line Margin</th> <th>Level Factor</th> <th>Loss Factor</th> <th>Factor</th> <th></th> <th></th> <th></th> </tr> <tr> <th>MHz</th> <th>dBuV/m</th> <th>dBuV/m</th> <th>dB</th> <th>dBuV</th> <th>dB/m</th> <th>dB</th> <th>dB</th> <th>cm</th> <th>deg</th> </tr> </thead> <tbody> <tr> <td>1</td> <td>2389.74</td> <td>50.71</td> <td>54.00</td> <td>-3.29</td> <td>38.43</td> <td>31.97</td> <td>7.16</td> <td>32.85</td> <td>6.00</td> <td>300</td> <td>287</td> <td>AVERAGE</td> </tr> </tbody> </table>	Limit	Read	Ant	Cable	Preamp	Aux	APos	TPos	Remark	Freq	Level	Line Margin	Level Factor	Loss Factor	Factor				MHz	dBuV/m	dBuV/m	dB	dBuV	dB/m	dB	dB	cm	deg	1	2389.74	50.71	54.00	-3.29	38.43	31.97	7.16	32.85	6.00	300	287	AVERAGE	<table border="1"> <thead> <tr> <th>Limit</th> <th>Read</th> <th>Ant</th> <th>Cable</th> <th>Preamp</th> <th>Aux</th> <th>APos</th> <th>TPos</th> <th>Remark</th> </tr> <tr> <th>Freq</th> <th>Level</th> <th>Line Margin</th> <th>Level Factor</th> <th>Loss Factor</th> <th>Factor</th> <th></th> <th></th> <th></th> </tr> <tr> <th>MHz</th> <th>dBuV/m</th> <th>dBuV/m</th> <th>dB</th> <th>dBuV</th> <th>dB/m</th> <th>dB</th> <th>dB</th> <th>cm</th> <th>deg</th> </tr> </thead> <tbody> <tr> <td>1</td> <td>2422.00</td> <td>92.56</td> <td>-----</td> <td>-----</td> <td>80.20</td> <td>32.01</td> <td>7.19</td> <td>32.84</td> <td>6.00</td> <td>300</td> <td>287</td> <td>AVERAGE</td> </tr> </tbody> </table>	Limit	Read	Ant	Cable	Preamp	Aux	APos	TPos	Remark	Freq	Level	Line Margin	Level Factor	Loss Factor	Factor				MHz	dBuV/m	dBuV/m	dB	dBuV	dB/m	dB	dB	cm	deg	1	2422.00	92.56	-----	-----	80.20	32.01	7.19	32.84	6.00	300	287	AVERAGE
Limit	Read	Ant	Cable	Preamp	Aux	APos	TPos	Remark																																																																												
Freq	Level	Line Margin	Level Factor	Loss Factor	Factor																																																																															
MHz	dBuV/m	dBuV/m	dB	dBuV	dB/m	dB	dB	cm	deg																																																																											
1	2389.74	50.71	54.00	-3.29	38.43	31.97	7.16	32.85	6.00	300	287	AVERAGE																																																																								
Limit	Read	Ant	Cable	Preamp	Aux	APos	TPos	Remark																																																																												
Freq	Level	Line Margin	Level Factor	Loss Factor	Factor																																																																															
MHz	dBuV/m	dBuV/m	dB	dBuV	dB/m	dB	dB	cm	deg																																																																											
1	2422.00	92.56	-----	-----	80.20	32.01	7.19	32.84	6.00	300	287	AVERAGE																																																																								

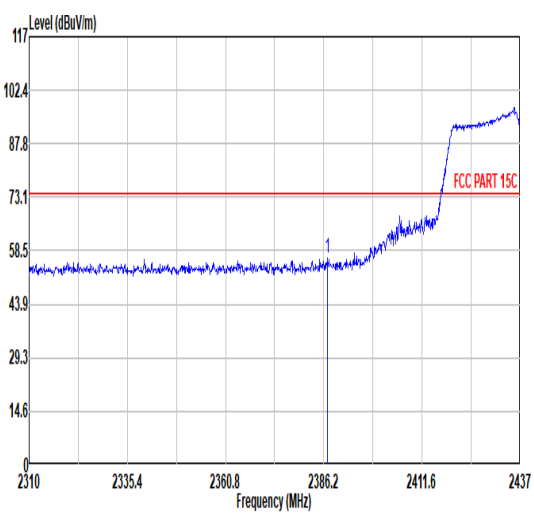
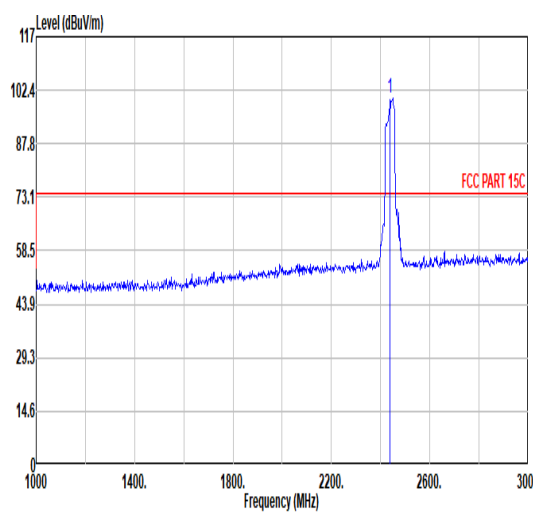
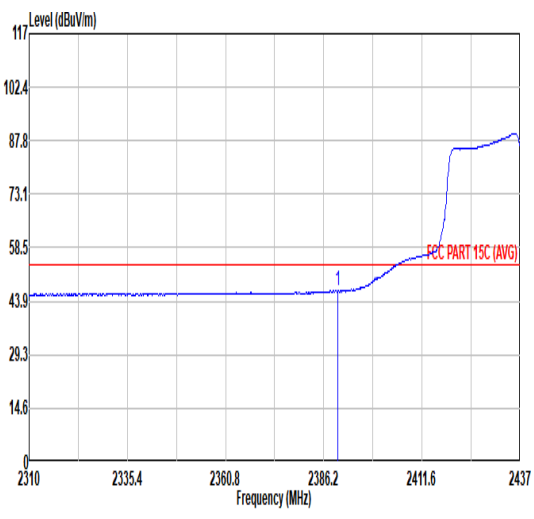
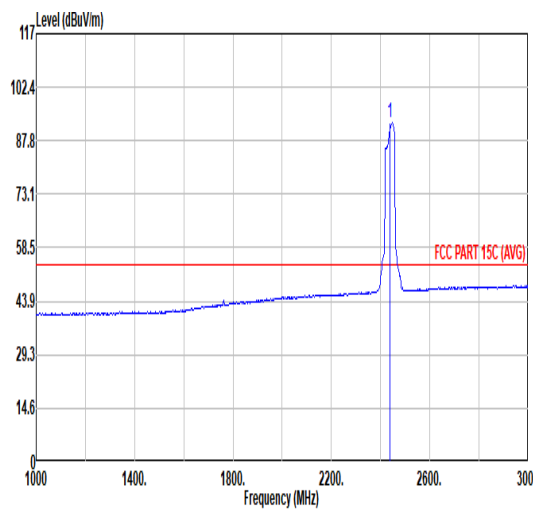


Mode	19																																													
	Band Edge - R																																													
	2400-2483.5_802.11n HT40_CH03_2422MHz																																													
ANT	SISO																																													
Pol.	Vertical	Fundamental																																												
Peak	<table border="1"> <thead> <tr> <th>Limit</th> <th>Read</th> <th>Ant</th> <th>Cable</th> <th>Preamp</th> <th>Aux</th> <th>APos</th> <th>TPos</th> <th>Remark</th> </tr> <tr> <th>Freq</th> <th>Level</th> <th>Line</th> <th>Margin</th> <th>Level</th> <th>Factor</th> <th>Loss</th> <th>Factor</th> <th>Factor</th> <th>cm</th> <th>deg</th> </tr> <tr> <th>MHz</th> <th>dBuV/m</th> <th>dBuV/m</th> <th>dB</th> <th>dBuV</th> <th>dB/m</th> <th>dB</th> <th>dB</th> <th>dB</th> <th>cm</th> <th>deg</th> </tr> </thead> <tbody> <tr> <td>1</td> <td>2494.77</td> <td>56.43</td> <td>74.00</td> <td>-17.57</td> <td>43.71</td> <td>32.18</td> <td>7.35</td> <td>32.81</td> <td>6.00</td> <td>300</td> <td>287</td> <td>PEAK</td> </tr> </tbody> </table>	Limit	Read	Ant	Cable	Preamp	Aux	APos	TPos	Remark	Freq	Level	Line	Margin	Level	Factor	Loss	Factor	Factor	cm	deg	MHz	dBuV/m	dBuV/m	dB	dBuV	dB/m	dB	dB	dB	cm	deg	1	2494.77	56.43	74.00	-17.57	43.71	32.18	7.35	32.81	6.00	300	287	PEAK	Blank
Limit	Read	Ant	Cable	Preamp	Aux	APos	TPos	Remark																																						
Freq	Level	Line	Margin	Level	Factor	Loss	Factor	Factor	cm	deg																																				
MHz	dBuV/m	dBuV/m	dB	dBuV	dB/m	dB	dB	dB	cm	deg																																				
1	2494.77	56.43	74.00	-17.57	43.71	32.18	7.35	32.81	6.00	300	287	PEAK																																		
Avg	<table border="1"> <thead> <tr> <th>Limit</th> <th>Read</th> <th>Ant</th> <th>Cable</th> <th>Preamp</th> <th>Aux</th> <th>APos</th> <th>TPos</th> <th>Remark</th> </tr> <tr> <th>Freq</th> <th>Level</th> <th>Line</th> <th>Margin</th> <th>Level</th> <th>Factor</th> <th>Loss</th> <th>Factor</th> <th>Factor</th> <th>cm</th> <th>deg</th> </tr> <tr> <th>MHz</th> <th>dBuV/m</th> <th>dBuV/m</th> <th>dB</th> <th>dBuV</th> <th>dB/m</th> <th>dB</th> <th>dB</th> <th>dB</th> <th>cm</th> <th>deg</th> </tr> </thead> <tbody> <tr> <td>1</td> <td>2488.53</td> <td>47.12</td> <td>54.00</td> <td>-6.88</td> <td>34.42</td> <td>32.17</td> <td>7.34</td> <td>32.81</td> <td>6.00</td> <td>300</td> <td>287</td> <td>AVERAGE</td> </tr> </tbody> </table>	Limit	Read	Ant	Cable	Preamp	Aux	APos	TPos	Remark	Freq	Level	Line	Margin	Level	Factor	Loss	Factor	Factor	cm	deg	MHz	dBuV/m	dBuV/m	dB	dBuV	dB/m	dB	dB	dB	cm	deg	1	2488.53	47.12	54.00	-6.88	34.42	32.17	7.34	32.81	6.00	300	287	AVERAGE	Blank
Limit	Read	Ant	Cable	Preamp	Aux	APos	TPos	Remark																																						
Freq	Level	Line	Margin	Level	Factor	Loss	Factor	Factor	cm	deg																																				
MHz	dBuV/m	dBuV/m	dB	dBuV	dB/m	dB	dB	dB	cm	deg																																				
1	2488.53	47.12	54.00	-6.88	34.42	32.17	7.34	32.81	6.00	300	287	AVERAGE																																		



Mode	19																																																																																											
	Harmonic																																																																																											
	2400-2483.5_802.11n HT40_CH03_2422MHz																																																																																											
ANT	SISO																																																																																											
Pol.	Horizontal	Vertical																																																																																										
Peak Avg	<table border="1"> <thead> <tr> <th>Limit</th> <th>Read</th> <th>Ant</th> <th>Cable</th> <th>Preamp</th> <th>Aux</th> <th>APos</th> <th>TPos</th> <th>Remark</th> </tr> <tr> <th>Freq Level Line Margin Level Factor Loss Factor Factor</th> <th></th> <th></th> <th></th> <th></th> <th></th> <th></th> <th></th> <th></th> </tr> <tr> <th>MHz dBuV/m dBuV/m dB dBuV dB/m dB dB dB cm deg</th> <th></th> <th></th> <th></th> <th></th> <th></th> <th></th> <th></th> <th></th> </tr> </thead> <tbody> <tr> <td>1 4844.00 40.56 74.00 -33.44 61.41 34.10 10.31 65.26 0.00 100 360</td> <td>PEAK</td> <td></td> <td></td> <td></td> <td></td> <td></td> <td></td> <td></td> </tr> <tr> <td>2 7266.00 42.22 74.00 -31.78 59.33 35.41 12.71 65.23 0.00 100 360</td> <td>PEAK</td> <td></td> <td></td> <td></td> <td></td> <td></td> <td></td> <td></td> </tr> </tbody> </table>	Limit	Read	Ant	Cable	Preamp	Aux	APos	TPos	Remark	Freq Level Line Margin Level Factor Loss Factor Factor									MHz dBuV/m dBuV/m dB dBuV dB/m dB dB dB cm deg									1 4844.00 40.56 74.00 -33.44 61.41 34.10 10.31 65.26 0.00 100 360	PEAK								2 7266.00 42.22 74.00 -31.78 59.33 35.41 12.71 65.23 0.00 100 360	PEAK								<table border="1"> <thead> <tr> <th>Limit</th> <th>Read</th> <th>Ant</th> <th>Cable</th> <th>Preamp</th> <th>Aux</th> <th>APos</th> <th>TPos</th> <th>Remark</th> </tr> <tr> <th>Freq Level Line Margin Level Factor Loss Factor Factor</th> <th></th> <th></th> <th></th> <th></th> <th></th> <th></th> <th></th> <th></th> </tr> <tr> <th>MHz dBuV/m dBuV/m dB dBuV dB/m dB dB dB cm deg</th> <th></th> <th></th> <th></th> <th></th> <th></th> <th></th> <th></th> <th></th> </tr> </thead> <tbody> <tr> <td>1 4844.00 41.48 74.00 -32.52 62.33 34.10 10.31 65.26 0.00 300 360</td> <td>PEAK</td> <td></td> <td></td> <td></td> <td></td> <td></td> <td></td> <td></td> </tr> <tr> <td>2 7266.00 42.50 74.00 -31.50 59.61 35.41 12.71 65.23 0.00 300 360</td> <td>PEAK</td> <td></td> <td></td> <td></td> <td></td> <td></td> <td></td> <td></td> </tr> </tbody> </table>	Limit	Read	Ant	Cable	Preamp	Aux	APos	TPos	Remark	Freq Level Line Margin Level Factor Loss Factor Factor									MHz dBuV/m dBuV/m dB dBuV dB/m dB dB dB cm deg									1 4844.00 41.48 74.00 -32.52 62.33 34.10 10.31 65.26 0.00 300 360	PEAK								2 7266.00 42.50 74.00 -31.50 59.61 35.41 12.71 65.23 0.00 300 360	PEAK							
	Limit	Read	Ant	Cable	Preamp	Aux	APos	TPos	Remark																																																																																			
Freq Level Line Margin Level Factor Loss Factor Factor																																																																																												
MHz dBuV/m dBuV/m dB dBuV dB/m dB dB dB cm deg																																																																																												
1 4844.00 40.56 74.00 -33.44 61.41 34.10 10.31 65.26 0.00 100 360	PEAK																																																																																											
2 7266.00 42.22 74.00 -31.78 59.33 35.41 12.71 65.23 0.00 100 360	PEAK																																																																																											
Limit	Read	Ant	Cable	Preamp	Aux	APos	TPos	Remark																																																																																				
Freq Level Line Margin Level Factor Loss Factor Factor																																																																																												
MHz dBuV/m dBuV/m dB dBuV dB/m dB dB dB cm deg																																																																																												
1 4844.00 41.48 74.00 -32.52 62.33 34.10 10.31 65.26 0.00 300 360	PEAK																																																																																											
2 7266.00 42.50 74.00 -31.50 59.61 35.41 12.71 65.23 0.00 300 360	PEAK																																																																																											



Mode	20																																																																																			
	Band Edge - L																																																																																			
	2400-2483.5_802.11n HT40_CH06_2437MHz																																																																																			
ANT	SISO																																																																																			
Pol.	Horizontal	Fundamental																																																																																		
Peak	 <table border="1"> <thead> <tr> <th>Limit</th> <th>Read</th> <th>Ant</th> <th>Cable</th> <th>Preamp</th> <th>Aux</th> <th>APos</th> <th>TPos</th> <th>Remark</th> </tr> <tr> <th>Freq</th> <th>Level</th> <th>Line</th> <th>Margin</th> <th>Level</th> <th>Factor</th> <th>Loss</th> <th>Factor</th> <th>Factor</th> </tr> <tr> <th>MHz</th> <th>dBuV/m</th> <th>dBuV/m</th> <th>dB</th> <th>dBuV</th> <th>dB/m</th> <th>dB</th> <th>dB</th> <th>cm</th> <th>deg</th> </tr> </thead> <tbody> <tr> <td>1</td> <td>2387.22</td> <td>56.44</td> <td>74.00</td> <td>-17.56</td> <td>44.17</td> <td>31.96</td> <td>7.16</td> <td>32.85</td> <td>6.00</td> <td>100</td> <td>329</td> <td>PEAK</td> </tr> </tbody> </table>	Limit	Read	Ant	Cable	Preamp	Aux	APos	TPos	Remark	Freq	Level	Line	Margin	Level	Factor	Loss	Factor	Factor	MHz	dBuV/m	dBuV/m	dB	dBuV	dB/m	dB	dB	cm	deg	1	2387.22	56.44	74.00	-17.56	44.17	31.96	7.16	32.85	6.00	100	329	PEAK	 <table border="1"> <thead> <tr> <th>Limit</th> <th>Read</th> <th>Ant</th> <th>Cable</th> <th>Preamp</th> <th>Aux</th> <th>APos</th> <th>TPos</th> <th>Remark</th> </tr> <tr> <th>Freq</th> <th>Level</th> <th>Line</th> <th>Margin</th> <th>Level</th> <th>Factor</th> <th>Loss</th> <th>Factor</th> <th>Factor</th> </tr> <tr> <th>MHz</th> <th>dBuV/m</th> <th>dBuV/m</th> <th>dB</th> <th>dBuV</th> <th>dB/m</th> <th>dB</th> <th>dB</th> <th>cm</th> <th>deg</th> </tr> </thead> <tbody> <tr> <td>1</td> <td>2437.00</td> <td>100.02</td> <td>-----</td> <td>-----</td> <td>87.48</td> <td>32.09</td> <td>7.27</td> <td>32.82</td> <td>6.00</td> <td>100</td> <td>329</td> <td>PEAK</td> </tr> </tbody> </table>	Limit	Read	Ant	Cable	Preamp	Aux	APos	TPos	Remark	Freq	Level	Line	Margin	Level	Factor	Loss	Factor	Factor	MHz	dBuV/m	dBuV/m	dB	dBuV	dB/m	dB	dB	cm	deg	1	2437.00	100.02	-----	-----	87.48	32.09	7.27	32.82	6.00	100	329	PEAK
	Limit	Read	Ant	Cable	Preamp	Aux	APos	TPos	Remark																																																																											
Freq	Level	Line	Margin	Level	Factor	Loss	Factor	Factor																																																																												
MHz	dBuV/m	dBuV/m	dB	dBuV	dB/m	dB	dB	cm	deg																																																																											
1	2387.22	56.44	74.00	-17.56	44.17	31.96	7.16	32.85	6.00	100	329	PEAK																																																																								
Limit	Read	Ant	Cable	Preamp	Aux	APos	TPos	Remark																																																																												
Freq	Level	Line	Margin	Level	Factor	Loss	Factor	Factor																																																																												
MHz	dBuV/m	dBuV/m	dB	dBuV	dB/m	dB	dB	cm	deg																																																																											
1	2437.00	100.02	-----	-----	87.48	32.09	7.27	32.82	6.00	100	329	PEAK																																																																								
Avg	 <table border="1"> <thead> <tr> <th>Limit</th> <th>Read</th> <th>Ant</th> <th>Cable</th> <th>Preamp</th> <th>Aux</th> <th>APos</th> <th>TPos</th> <th>Remark</th> </tr> <tr> <th>Freq</th> <th>Level</th> <th>Line</th> <th>Margin</th> <th>Level</th> <th>Factor</th> <th>Loss</th> <th>Factor</th> <th>Factor</th> </tr> <tr> <th>MHz</th> <th>dBuV/m</th> <th>dBuV/m</th> <th>dB</th> <th>dBuV</th> <th>dB/m</th> <th>dB</th> <th>dB</th> <th>cm</th> <th>deg</th> </tr> </thead> <tbody> <tr> <td>1</td> <td>2389.76</td> <td>46.81</td> <td>54.00</td> <td>-7.19</td> <td>34.53</td> <td>31.97</td> <td>7.16</td> <td>32.85</td> <td>6.00</td> <td>100</td> <td>329</td> <td>AVERAGE</td> </tr> </tbody> </table>	Limit	Read	Ant	Cable	Preamp	Aux	APos	TPos	Remark	Freq	Level	Line	Margin	Level	Factor	Loss	Factor	Factor	MHz	dBuV/m	dBuV/m	dB	dBuV	dB/m	dB	dB	cm	deg	1	2389.76	46.81	54.00	-7.19	34.53	31.97	7.16	32.85	6.00	100	329	AVERAGE	 <table border="1"> <thead> <tr> <th>Limit</th> <th>Read</th> <th>Ant</th> <th>Cable</th> <th>Preamp</th> <th>Aux</th> <th>APos</th> <th>TPos</th> <th>Remark</th> </tr> <tr> <th>Freq</th> <th>Level</th> <th>Line</th> <th>Margin</th> <th>Level</th> <th>Factor</th> <th>Loss</th> <th>Factor</th> <th>Factor</th> </tr> <tr> <th>MHz</th> <th>dBuV/m</th> <th>dBuV/m</th> <th>dB</th> <th>dBuV</th> <th>dB/m</th> <th>dB</th> <th>dB</th> <th>cm</th> <th>deg</th> </tr> </thead> <tbody> <tr> <td>1</td> <td>2437.00</td> <td>92.73</td> <td>-----</td> <td>-----</td> <td>80.20</td> <td>32.09</td> <td>7.27</td> <td>32.83</td> <td>6.00</td> <td>100</td> <td>329</td> <td>AVERAGE</td> </tr> </tbody> </table>	Limit	Read	Ant	Cable	Preamp	Aux	APos	TPos	Remark	Freq	Level	Line	Margin	Level	Factor	Loss	Factor	Factor	MHz	dBuV/m	dBuV/m	dB	dBuV	dB/m	dB	dB	cm	deg	1	2437.00	92.73	-----	-----	80.20	32.09	7.27	32.83	6.00	100	329	AVERAGE
Limit	Read	Ant	Cable	Preamp	Aux	APos	TPos	Remark																																																																												
Freq	Level	Line	Margin	Level	Factor	Loss	Factor	Factor																																																																												
MHz	dBuV/m	dBuV/m	dB	dBuV	dB/m	dB	dB	cm	deg																																																																											
1	2389.76	46.81	54.00	-7.19	34.53	31.97	7.16	32.85	6.00	100	329	AVERAGE																																																																								
Limit	Read	Ant	Cable	Preamp	Aux	APos	TPos	Remark																																																																												
Freq	Level	Line	Margin	Level	Factor	Loss	Factor	Factor																																																																												
MHz	dBuV/m	dBuV/m	dB	dBuV	dB/m	dB	dB	cm	deg																																																																											
1	2437.00	92.73	-----	-----	80.20	32.09	7.27	32.83	6.00	100	329	AVERAGE																																																																								



Mode	20																																									
	Band Edge - R																																									
	2400-2483.5_802.11n HT40_CH06_2437MHz																																									
ANT	SISO																																									
Pol.	Horizontal	Fundamental																																								
Peak	<table border="1"> <thead> <tr> <th>Limit</th> <th>Read</th> <th>Ant</th> <th>Cable</th> <th>Preamp</th> <th>Aux</th> <th>APos</th> <th>TPos</th> <th>Remark</th> </tr> <tr> <th>Freq</th> <th>Level</th> <th>Line</th> <th>Margin</th> <th>Level</th> <th>Factor</th> <th>Loss</th> <th>Factor</th> <th>Factor</th> </tr> <tr> <th>MHz</th> <th>dBuV/m</th> <th>dBuV/m</th> <th>dB</th> <th>dBuV</th> <th>dB/m</th> <th>dB</th> <th>dB</th> <th>dB</th> </tr> </thead> <tbody> <tr> <td>1</td> <td>2485.57</td> <td>59.27</td> <td>74.00</td> <td>-14.73</td> <td>46.59</td> <td>32.16</td> <td>7.33</td> <td>32.81</td> <td>6.00</td> <td>100</td> <td>329</td> <td>PEAK</td> </tr> </tbody> </table>	Limit	Read	Ant	Cable	Preamp	Aux	APos	TPos	Remark	Freq	Level	Line	Margin	Level	Factor	Loss	Factor	Factor	MHz	dBuV/m	dBuV/m	dB	dBuV	dB/m	dB	dB	dB	1	2485.57	59.27	74.00	-14.73	46.59	32.16	7.33	32.81	6.00	100	329	PEAK	Blank
Limit	Read	Ant	Cable	Preamp	Aux	APos	TPos	Remark																																		
Freq	Level	Line	Margin	Level	Factor	Loss	Factor	Factor																																		
MHz	dBuV/m	dBuV/m	dB	dBuV	dB/m	dB	dB	dB																																		
1	2485.57	59.27	74.00	-14.73	46.59	32.16	7.33	32.81	6.00	100	329	PEAK																														
Avg	<table border="1"> <thead> <tr> <th>Limit</th> <th>Read</th> <th>Ant</th> <th>Cable</th> <th>Preamp</th> <th>Aux</th> <th>APos</th> <th>TPos</th> <th>Remark</th> </tr> <tr> <th>Freq</th> <th>Level</th> <th>Line</th> <th>Margin</th> <th>Level</th> <th>Factor</th> <th>Loss</th> <th>Factor</th> <th>Factor</th> </tr> <tr> <th>MHz</th> <th>dBuV/m</th> <th>dBuV/m</th> <th>dB</th> <th>dBuV</th> <th>dB/m</th> <th>dB</th> <th>dB</th> <th>dB</th> </tr> </thead> <tbody> <tr> <td>1</td> <td>2483.68</td> <td>47.35</td> <td>54.00</td> <td>-6.65</td> <td>34.68</td> <td>32.16</td> <td>7.33</td> <td>32.82</td> <td>6.00</td> <td>100</td> <td>329</td> <td>AVERAGE</td> </tr> </tbody> </table>	Limit	Read	Ant	Cable	Preamp	Aux	APos	TPos	Remark	Freq	Level	Line	Margin	Level	Factor	Loss	Factor	Factor	MHz	dBuV/m	dBuV/m	dB	dBuV	dB/m	dB	dB	dB	1	2483.68	47.35	54.00	-6.65	34.68	32.16	7.33	32.82	6.00	100	329	AVERAGE	Blank
Limit	Read	Ant	Cable	Preamp	Aux	APos	TPos	Remark																																		
Freq	Level	Line	Margin	Level	Factor	Loss	Factor	Factor																																		
MHz	dBuV/m	dBuV/m	dB	dBuV	dB/m	dB	dB	dB																																		
1	2483.68	47.35	54.00	-6.65	34.68	32.16	7.33	32.82	6.00	100	329	AVERAGE																														



Mode	20																																																																																																																															
	Band Edge - L																																																																																																																															
	2400-2483.5_802.11n_HT40_CH06_2437MHz																																																																																																																															
ANT	SISO																																																																																																																															
Pol.	Vertical	Fundamental																																																																																																																														
Peak	<table border="1"> <thead> <tr> <th>Limit</th> <th>Read</th> <th>Ant</th> <th>Cable</th> <th>Preamp</th> <th>Aux</th> <th>APos</th> <th>TPos</th> <th>Remark</th> </tr> <tr> <th>Freq</th> <th>Level</th> <th>Line</th> <th>Margin</th> <th>Level</th> <th>Factor</th> <th>Loss</th> <th>Factor</th> <th>Factor</th> </tr> <tr> <th>MHz</th> <th>dBuV/m</th> <th>dBuV/m</th> <th>dB</th> <th>dBuV</th> <th>dB/m</th> <th>dB</th> <th>dB</th> <th>cm</th> </tr> </thead> <tbody> <tr> <td>1 2386.71</td> <td>56.19</td> <td>74.00</td> <td>-17.81</td> <td>43.92</td> <td>31.96</td> <td>7.16</td> <td>32.85</td> <td>6.00</td> </tr> <tr> <td></td> <td></td> <td></td> <td></td> <td></td> <td></td> <td></td> <td></td> <td>285</td> </tr> <tr> <td></td> <td></td> <td></td> <td></td> <td></td> <td></td> <td></td> <td></td> <td>266</td> </tr> <tr> <td></td> <td></td> <td></td> <td></td> <td></td> <td></td> <td></td> <td></td> <td>PEAK</td> </tr> </tbody> </table>	Limit	Read	Ant	Cable	Preamp	Aux	APos	TPos	Remark	Freq	Level	Line	Margin	Level	Factor	Loss	Factor	Factor	MHz	dBuV/m	dBuV/m	dB	dBuV	dB/m	dB	dB	cm	1 2386.71	56.19	74.00	-17.81	43.92	31.96	7.16	32.85	6.00									285									266									PEAK	<table border="1"> <thead> <tr> <th>Limit</th> <th>Read</th> <th>Ant</th> <th>Cable</th> <th>Preamp</th> <th>Aux</th> <th>APos</th> <th>TPos</th> <th>Remark</th> </tr> <tr> <th>Freq</th> <th>Level</th> <th>Line</th> <th>Margin</th> <th>Level</th> <th>Factor</th> <th>Loss</th> <th>Factor</th> <th>Factor</th> </tr> <tr> <th>MHz</th> <th>dBuV/m</th> <th>dBuV/m</th> <th>dB</th> <th>dBuV</th> <th>dB/m</th> <th>dB</th> <th>dB</th> <th>cm</th> </tr> </thead> <tbody> <tr> <td>1 2437.00</td> <td>104.86</td> <td>-----</td> <td>-----</td> <td>92.35</td> <td>32.08</td> <td>7.26</td> <td>32.83</td> <td>6.00</td> </tr> <tr> <td></td> <td></td> <td></td> <td></td> <td></td> <td></td> <td></td> <td></td> <td>285</td> </tr> <tr> <td></td> <td></td> <td></td> <td></td> <td></td> <td></td> <td></td> <td></td> <td>266</td> </tr> <tr> <td></td> <td></td> <td></td> <td></td> <td></td> <td></td> <td></td> <td></td> <td>PEAK</td> </tr> </tbody> </table>	Limit	Read	Ant	Cable	Preamp	Aux	APos	TPos	Remark	Freq	Level	Line	Margin	Level	Factor	Loss	Factor	Factor	MHz	dBuV/m	dBuV/m	dB	dBuV	dB/m	dB	dB	cm	1 2437.00	104.86	-----	-----	92.35	32.08	7.26	32.83	6.00									285									266									PEAK
Limit	Read	Ant	Cable	Preamp	Aux	APos	TPos	Remark																																																																																																																								
Freq	Level	Line	Margin	Level	Factor	Loss	Factor	Factor																																																																																																																								
MHz	dBuV/m	dBuV/m	dB	dBuV	dB/m	dB	dB	cm																																																																																																																								
1 2386.71	56.19	74.00	-17.81	43.92	31.96	7.16	32.85	6.00																																																																																																																								
								285																																																																																																																								
								266																																																																																																																								
								PEAK																																																																																																																								
Limit	Read	Ant	Cable	Preamp	Aux	APos	TPos	Remark																																																																																																																								
Freq	Level	Line	Margin	Level	Factor	Loss	Factor	Factor																																																																																																																								
MHz	dBuV/m	dBuV/m	dB	dBuV	dB/m	dB	dB	cm																																																																																																																								
1 2437.00	104.86	-----	-----	92.35	32.08	7.26	32.83	6.00																																																																																																																								
								285																																																																																																																								
								266																																																																																																																								
								PEAK																																																																																																																								
Avg	<table border="1"> <thead> <tr> <th>Limit</th> <th>Read</th> <th>Ant</th> <th>Cable</th> <th>Preamp</th> <th>Aux</th> <th>APos</th> <th>TPos</th> <th>Remark</th> </tr> <tr> <th>Freq</th> <th>Level</th> <th>Line</th> <th>Margin</th> <th>Level</th> <th>Factor</th> <th>Loss</th> <th>Factor</th> <th>Factor</th> </tr> <tr> <th>MHz</th> <th>dBuV/m</th> <th>dBuV/m</th> <th>dB</th> <th>dBuV</th> <th>dB/m</th> <th>dB</th> <th>dB</th> <th>cm</th> </tr> </thead> <tbody> <tr> <td>1 2386.96</td> <td>46.77</td> <td>54.00</td> <td>-7.23</td> <td>34.50</td> <td>31.96</td> <td>7.16</td> <td>32.85</td> <td>6.00</td> </tr> <tr> <td></td> <td></td> <td></td> <td></td> <td></td> <td></td> <td></td> <td></td> <td>285</td> </tr> <tr> <td></td> <td></td> <td></td> <td></td> <td></td> <td></td> <td></td> <td></td> <td>266</td> </tr> <tr> <td></td> <td></td> <td></td> <td></td> <td></td> <td></td> <td></td> <td></td> <td>AVERAGE</td> </tr> </tbody> </table>	Limit	Read	Ant	Cable	Preamp	Aux	APos	TPos	Remark	Freq	Level	Line	Margin	Level	Factor	Loss	Factor	Factor	MHz	dBuV/m	dBuV/m	dB	dBuV	dB/m	dB	dB	cm	1 2386.96	46.77	54.00	-7.23	34.50	31.96	7.16	32.85	6.00									285									266									AVERAGE	<table border="1"> <thead> <tr> <th>Limit</th> <th>Read</th> <th>Ant</th> <th>Cable</th> <th>Preamp</th> <th>Aux</th> <th>APos</th> <th>TPos</th> <th>Remark</th> </tr> <tr> <th>Freq</th> <th>Level</th> <th>Line</th> <th>Margin</th> <th>Level</th> <th>Factor</th> <th>Loss</th> <th>Factor</th> <th>Factor</th> </tr> <tr> <th>MHz</th> <th>dBuV/m</th> <th>dBuV/m</th> <th>dB</th> <th>dBuV</th> <th>dB/m</th> <th>dB</th> <th>dB</th> <th>cm</th> </tr> </thead> <tbody> <tr> <td>1 2437.00</td> <td>96.82</td> <td>-----</td> <td>-----</td> <td>84.29</td> <td>32.09</td> <td>7.27</td> <td>32.83</td> <td>6.00</td> </tr> <tr> <td></td> <td></td> <td></td> <td></td> <td></td> <td></td> <td></td> <td></td> <td>285</td> </tr> <tr> <td></td> <td></td> <td></td> <td></td> <td></td> <td></td> <td></td> <td></td> <td>266</td> </tr> <tr> <td></td> <td></td> <td></td> <td></td> <td></td> <td></td> <td></td> <td></td> <td>AVERAGE</td> </tr> </tbody> </table>	Limit	Read	Ant	Cable	Preamp	Aux	APos	TPos	Remark	Freq	Level	Line	Margin	Level	Factor	Loss	Factor	Factor	MHz	dBuV/m	dBuV/m	dB	dBuV	dB/m	dB	dB	cm	1 2437.00	96.82	-----	-----	84.29	32.09	7.27	32.83	6.00									285									266									AVERAGE
Limit	Read	Ant	Cable	Preamp	Aux	APos	TPos	Remark																																																																																																																								
Freq	Level	Line	Margin	Level	Factor	Loss	Factor	Factor																																																																																																																								
MHz	dBuV/m	dBuV/m	dB	dBuV	dB/m	dB	dB	cm																																																																																																																								
1 2386.96	46.77	54.00	-7.23	34.50	31.96	7.16	32.85	6.00																																																																																																																								
								285																																																																																																																								
								266																																																																																																																								
								AVERAGE																																																																																																																								
Limit	Read	Ant	Cable	Preamp	Aux	APos	TPos	Remark																																																																																																																								
Freq	Level	Line	Margin	Level	Factor	Loss	Factor	Factor																																																																																																																								
MHz	dBuV/m	dBuV/m	dB	dBuV	dB/m	dB	dB	cm																																																																																																																								
1 2437.00	96.82	-----	-----	84.29	32.09	7.27	32.83	6.00																																																																																																																								
								285																																																																																																																								
								266																																																																																																																								
								AVERAGE																																																																																																																								

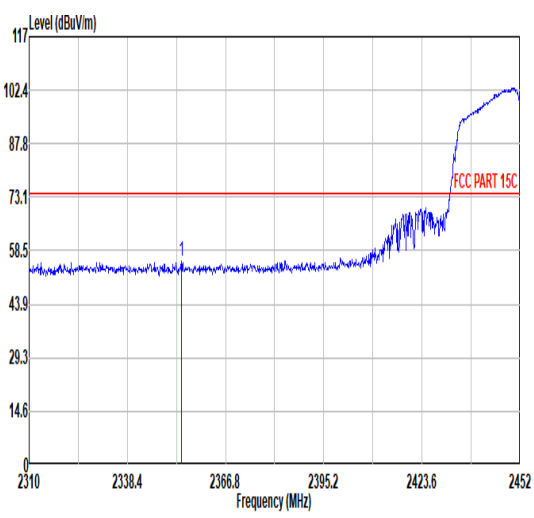
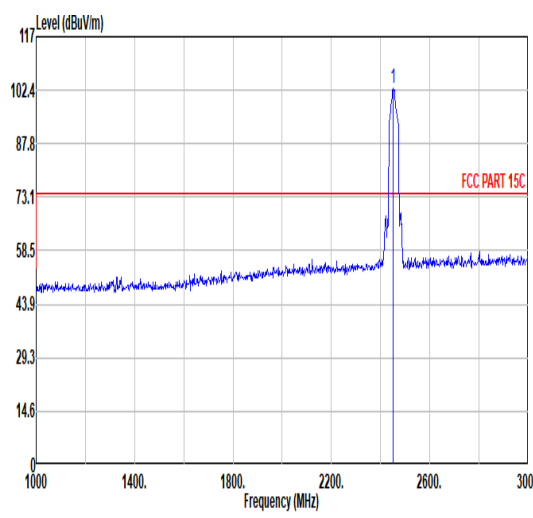
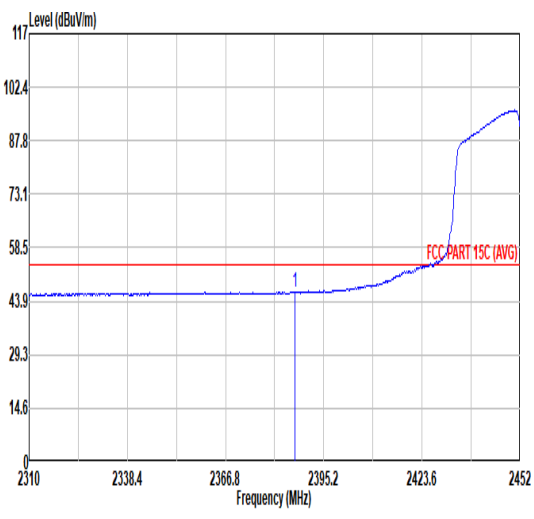
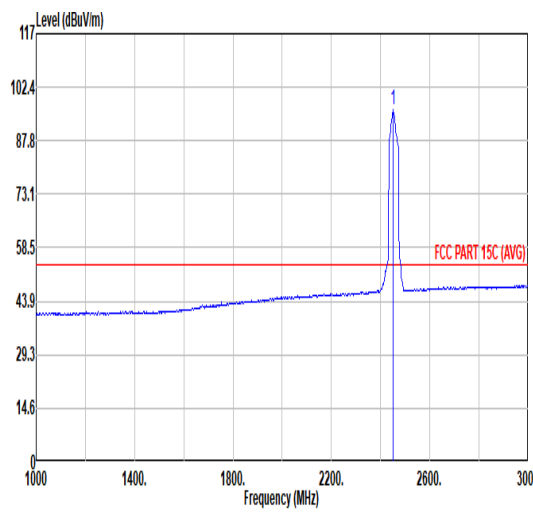


Mode	20																																												
	Band Edge - R																																												
	2400-2483.5_802.11n HT40_CH06_2437MHz																																												
ANT	SISO																																												
Pol.	Vertical	Fundamental																																											
Peak	<table border="1"> <thead> <tr> <th>Limit</th> <th>Read</th> <th>Ant</th> <th>Cable</th> <th>Preamp</th> <th>Aux</th> <th>APos</th> <th>TPos</th> <th>Remark</th> </tr> <tr> <th>Freq</th> <th>Level</th> <th>Line</th> <th>Margin</th> <th>Level</th> <th>Factor</th> <th>Loss</th> <th>Factor</th> <th>Factor</th> <th>cm</th> <th>deg</th> </tr> <tr> <th>MHz</th> <th>dBuV/m</th> <th>dBuV/m</th> <th>dB</th> <th>dBuV</th> <th>dB/m</th> <th>dB</th> <th>dB</th> <th>dB</th> <th>cm</th> <th>deg</th> </tr> </thead> <tbody> <tr> <td>1 2484.57</td> <td>59.31</td> <td>74.00</td> <td>-14.69</td> <td>46.63</td> <td>32.16</td> <td>7.33</td> <td>32.81</td> <td>6.00</td> <td>285</td> <td>266</td> <td>PEAK</td> </tr> </tbody> </table>	Limit	Read	Ant	Cable	Preamp	Aux	APos	TPos	Remark	Freq	Level	Line	Margin	Level	Factor	Loss	Factor	Factor	cm	deg	MHz	dBuV/m	dBuV/m	dB	dBuV	dB/m	dB	dB	dB	cm	deg	1 2484.57	59.31	74.00	-14.69	46.63	32.16	7.33	32.81	6.00	285	266	PEAK	Blank
Limit	Read	Ant	Cable	Preamp	Aux	APos	TPos	Remark																																					
Freq	Level	Line	Margin	Level	Factor	Loss	Factor	Factor	cm	deg																																			
MHz	dBuV/m	dBuV/m	dB	dBuV	dB/m	dB	dB	dB	cm	deg																																			
1 2484.57	59.31	74.00	-14.69	46.63	32.16	7.33	32.81	6.00	285	266	PEAK																																		
Avg	<table border="1"> <thead> <tr> <th>Limit</th> <th>Read</th> <th>Ant</th> <th>Cable</th> <th>Preamp</th> <th>Aux</th> <th>APos</th> <th>TPos</th> <th>Remark</th> </tr> <tr> <th>Freq</th> <th>Level</th> <th>Line</th> <th>Margin</th> <th>Level</th> <th>Factor</th> <th>Loss</th> <th>Factor</th> <th>Factor</th> <th>cm</th> <th>deg</th> </tr> <tr> <th>MHz</th> <th>dBuV/m</th> <th>dBuV/m</th> <th>dB</th> <th>dBuV</th> <th>dB/m</th> <th>dB</th> <th>dB</th> <th>dB</th> <th>cm</th> <th>deg</th> </tr> </thead> <tbody> <tr> <td>1 2483.56</td> <td>49.10</td> <td>54.00</td> <td>-4.90</td> <td>36.43</td> <td>32.16</td> <td>7.33</td> <td>32.82</td> <td>6.00</td> <td>285</td> <td>266</td> <td>AVERAGE</td> </tr> </tbody> </table>	Limit	Read	Ant	Cable	Preamp	Aux	APos	TPos	Remark	Freq	Level	Line	Margin	Level	Factor	Loss	Factor	Factor	cm	deg	MHz	dBuV/m	dBuV/m	dB	dBuV	dB/m	dB	dB	dB	cm	deg	1 2483.56	49.10	54.00	-4.90	36.43	32.16	7.33	32.82	6.00	285	266	AVERAGE	Blank
Limit	Read	Ant	Cable	Preamp	Aux	APos	TPos	Remark																																					
Freq	Level	Line	Margin	Level	Factor	Loss	Factor	Factor	cm	deg																																			
MHz	dBuV/m	dBuV/m	dB	dBuV	dB/m	dB	dB	dB	cm	deg																																			
1 2483.56	49.10	54.00	-4.90	36.43	32.16	7.33	32.82	6.00	285	266	AVERAGE																																		



Mode	20																																																																																											
	Harmonic																																																																																											
	2400-2483.5_802.11n HT40_CH06_2437MHz																																																																																											
ANT	SISO																																																																																											
Pol.	Horizontal	Vertical																																																																																										
Peak Avg	<table border="1"> <thead> <tr> <th>Limit</th> <th>Read</th> <th>Ant</th> <th>Cable</th> <th>Preamp</th> <th>Aux</th> <th>APos</th> <th>TPos</th> <th>Remark</th> </tr> <tr> <th>Freq Level Line Margin</th> <th>Level Factor</th> <th>Loss Factor</th> <th>Factor</th> <th>Factor</th> <th>Factor</th> <th>Factor</th> <th>Factor</th> <th>Factor</th> </tr> <tr> <th>MHz dBuV/m dBuV/m</th> <th>dB</th> <th>dBuV</th> <th>dB/m</th> <th>dB</th> <th>dB</th> <th>dB</th> <th>cm</th> <th>deg</th> </tr> </thead> <tbody> <tr> <td>1 4874.00 40.84 74.00 -33.16</td> <td>61.65</td> <td>34.12</td> <td>10.34</td> <td>65.27</td> <td>0.00</td> <td>100</td> <td>360</td> <td>PEAK</td> </tr> <tr> <td>2 7311.00 41.89 74.00 -32.11</td> <td>59.06</td> <td>35.41</td> <td>12.78</td> <td>65.36</td> <td>0.00</td> <td>100</td> <td>360</td> <td>PEAK</td> </tr> </tbody> </table>	Limit	Read	Ant	Cable	Preamp	Aux	APos	TPos	Remark	Freq Level Line Margin	Level Factor	Loss Factor	Factor	Factor	Factor	Factor	Factor	Factor	MHz dBuV/m dBuV/m	dB	dBuV	dB/m	dB	dB	dB	cm	deg	1 4874.00 40.84 74.00 -33.16	61.65	34.12	10.34	65.27	0.00	100	360	PEAK	2 7311.00 41.89 74.00 -32.11	59.06	35.41	12.78	65.36	0.00	100	360	PEAK	<table border="1"> <thead> <tr> <th>Limit</th> <th>Read</th> <th>Ant</th> <th>Cable</th> <th>Preamp</th> <th>Aux</th> <th>APos</th> <th>TPos</th> <th>Remark</th> </tr> <tr> <th>Freq Level Line Margin</th> <th>Level Factor</th> <th>Loss Factor</th> <th>Factor</th> <th>Factor</th> <th>Factor</th> <th>Factor</th> <th>Factor</th> <th>Factor</th> </tr> <tr> <th>MHz dBuV/m dBuV/m</th> <th>dB</th> <th>dBuV</th> <th>dB/m</th> <th>dB</th> <th>dB</th> <th>dB</th> <th>cm</th> <th>deg</th> </tr> </thead> <tbody> <tr> <td>1 4874.00 40.25 74.00 -33.75</td> <td>61.06</td> <td>34.12</td> <td>10.34</td> <td>65.27</td> <td>0.00</td> <td>300</td> <td>360</td> <td>PEAK</td> </tr> <tr> <td>2 7311.00 41.76 74.00 -32.24</td> <td>58.93</td> <td>35.41</td> <td>12.78</td> <td>65.36</td> <td>0.00</td> <td>300</td> <td>360</td> <td>PEAK</td> </tr> </tbody> </table>	Limit	Read	Ant	Cable	Preamp	Aux	APos	TPos	Remark	Freq Level Line Margin	Level Factor	Loss Factor	Factor	Factor	Factor	Factor	Factor	Factor	MHz dBuV/m dBuV/m	dB	dBuV	dB/m	dB	dB	dB	cm	deg	1 4874.00 40.25 74.00 -33.75	61.06	34.12	10.34	65.27	0.00	300	360	PEAK	2 7311.00 41.76 74.00 -32.24	58.93	35.41	12.78	65.36	0.00	300	360	PEAK
	Limit	Read	Ant	Cable	Preamp	Aux	APos	TPos	Remark																																																																																			
Freq Level Line Margin	Level Factor	Loss Factor	Factor	Factor	Factor	Factor	Factor	Factor																																																																																				
MHz dBuV/m dBuV/m	dB	dBuV	dB/m	dB	dB	dB	cm	deg																																																																																				
1 4874.00 40.84 74.00 -33.16	61.65	34.12	10.34	65.27	0.00	100	360	PEAK																																																																																				
2 7311.00 41.89 74.00 -32.11	59.06	35.41	12.78	65.36	0.00	100	360	PEAK																																																																																				
Limit	Read	Ant	Cable	Preamp	Aux	APos	TPos	Remark																																																																																				
Freq Level Line Margin	Level Factor	Loss Factor	Factor	Factor	Factor	Factor	Factor	Factor																																																																																				
MHz dBuV/m dBuV/m	dB	dBuV	dB/m	dB	dB	dB	cm	deg																																																																																				
1 4874.00 40.25 74.00 -33.75	61.06	34.12	10.34	65.27	0.00	300	360	PEAK																																																																																				
2 7311.00 41.76 74.00 -32.24	58.93	35.41	12.78	65.36	0.00	300	360	PEAK																																																																																				



Mode	21																																																																																									
	Band Edge - L																																																																																									
	2400-2483.5_802.11n_HT40_CH09_2452MHz																																																																																									
ANT	SISO																																																																																									
Pol.	Horizontal	Fundamental																																																																																								
Peak	 <table border="1"> <thead> <tr> <th>Limit</th> <th>Read</th> <th>Ant</th> <th>Cable</th> <th>Preamp</th> <th>Aux</th> <th>APos</th> <th>TPos</th> <th>Remark</th> </tr> <tr> <th>Freq</th> <th>Level</th> <th>Line</th> <th>Margin</th> <th>Level</th> <th>Factor</th> <th>Loss</th> <th>Factor</th> <th>Factor</th> <th>cm</th> <th>deg</th> </tr> <tr> <th>MHz</th> <th>dBuV/m</th> <th>dBuV/m</th> <th>dB</th> <th>dBuV</th> <th>dB/m</th> <th>dB</th> <th>dB</th> <th>dB</th> <th>cm</th> <th>deg</th> </tr> </thead> <tbody> <tr> <td>1</td> <td>2354.02</td> <td>55.75</td> <td>74.00</td> <td>-18.25</td> <td>43.63</td> <td>31.89</td> <td>7.11</td> <td>32.88</td> <td>6.00</td> <td>100</td> <td>319</td> <td>PEAK</td> </tr> </tbody> </table>	Limit	Read	Ant	Cable	Preamp	Aux	APos	TPos	Remark	Freq	Level	Line	Margin	Level	Factor	Loss	Factor	Factor	cm	deg	MHz	dBuV/m	dBuV/m	dB	dBuV	dB/m	dB	dB	dB	cm	deg	1	2354.02	55.75	74.00	-18.25	43.63	31.89	7.11	32.88	6.00	100	319	PEAK	 <table border="1"> <thead> <tr> <th>Limit</th> <th>Read</th> <th>Ant</th> <th>Cable</th> <th>Preamp</th> <th>Aux</th> <th>APos</th> <th>TPos</th> <th>Remark</th> </tr> <tr> <th>Freq</th> <th>Level</th> <th>Line</th> <th>Margin</th> <th>Level</th> <th>Factor</th> <th>Loss</th> <th>Factor</th> <th>Factor</th> <th>cm</th> <th>deg</th> </tr> <tr> <th>MHz</th> <th>dBuV/m</th> <th>dBuV/m</th> <th>dB</th> <th>dBuV</th> <th>dB/m</th> <th>dB</th> <th>dB</th> <th>dB</th> <th>cm</th> <th>deg</th> </tr> </thead> <tbody> <tr> <td>1</td> <td>2452.00</td> <td>103.03</td> <td>-----</td> <td>-----</td> <td>90.49</td> <td>32.09</td> <td>7.27</td> <td>32.82</td> <td>6.00</td> <td>100</td> <td>319</td> <td>PEAK</td> </tr> </tbody> </table>	Limit	Read	Ant	Cable	Preamp	Aux	APos	TPos	Remark	Freq	Level	Line	Margin	Level	Factor	Loss	Factor	Factor	cm	deg	MHz	dBuV/m	dBuV/m	dB	dBuV	dB/m	dB	dB	dB	cm	deg	1	2452.00	103.03	-----	-----	90.49	32.09	7.27	32.82	6.00	100	319	PEAK
	Limit	Read	Ant	Cable	Preamp	Aux	APos	TPos	Remark																																																																																	
Freq	Level	Line	Margin	Level	Factor	Loss	Factor	Factor	cm	deg																																																																																
MHz	dBuV/m	dBuV/m	dB	dBuV	dB/m	dB	dB	dB	cm	deg																																																																																
1	2354.02	55.75	74.00	-18.25	43.63	31.89	7.11	32.88	6.00	100	319	PEAK																																																																														
Limit	Read	Ant	Cable	Preamp	Aux	APos	TPos	Remark																																																																																		
Freq	Level	Line	Margin	Level	Factor	Loss	Factor	Factor	cm	deg																																																																																
MHz	dBuV/m	dBuV/m	dB	dBuV	dB/m	dB	dB	dB	cm	deg																																																																																
1	2452.00	103.03	-----	-----	90.49	32.09	7.27	32.82	6.00	100	319	PEAK																																																																														
Avg	 <table border="1"> <thead> <tr> <th>Limit</th> <th>Read</th> <th>Ant</th> <th>Cable</th> <th>Preamp</th> <th>Aux</th> <th>APos</th> <th>TPos</th> <th>Remark</th> </tr> <tr> <th>Freq</th> <th>Level</th> <th>Line</th> <th>Margin</th> <th>Level</th> <th>Factor</th> <th>Loss</th> <th>Factor</th> <th>Factor</th> <th>cm</th> <th>deg</th> </tr> <tr> <th>MHz</th> <th>dBuV/m</th> <th>dBuV/m</th> <th>dB</th> <th>dBuV</th> <th>dB/m</th> <th>dB</th> <th>dB</th> <th>dB</th> <th>cm</th> <th>deg</th> </tr> </thead> <tbody> <tr> <td>1</td> <td>2386.96</td> <td>46.43</td> <td>54.00</td> <td>-7.57</td> <td>34.16</td> <td>31.96</td> <td>7.16</td> <td>32.85</td> <td>6.00</td> <td>100</td> <td>319</td> <td>AVERAGE</td> </tr> </tbody> </table>	Limit	Read	Ant	Cable	Preamp	Aux	APos	TPos	Remark	Freq	Level	Line	Margin	Level	Factor	Loss	Factor	Factor	cm	deg	MHz	dBuV/m	dBuV/m	dB	dBuV	dB/m	dB	dB	dB	cm	deg	1	2386.96	46.43	54.00	-7.57	34.16	31.96	7.16	32.85	6.00	100	319	AVERAGE	 <table border="1"> <thead> <tr> <th>Limit</th> <th>Read</th> <th>Ant</th> <th>Cable</th> <th>Preamp</th> <th>Aux</th> <th>APos</th> <th>TPos</th> <th>Remark</th> </tr> <tr> <th>Freq</th> <th>Level</th> <th>Line</th> <th>Margin</th> <th>Level</th> <th>Factor</th> <th>Loss</th> <th>Factor</th> <th>Factor</th> <th>cm</th> <th>deg</th> </tr> <tr> <th>MHz</th> <th>dBuV/m</th> <th>dBuV/m</th> <th>dB</th> <th>dBuV</th> <th>dB/m</th> <th>dB</th> <th>dB</th> <th>dB</th> <th>cm</th> <th>deg</th> </tr> </thead> <tbody> <tr> <td>1</td> <td>2452.00</td> <td>96.04</td> <td>-----</td> <td>-----</td> <td>83.50</td> <td>32.09</td> <td>7.27</td> <td>32.82</td> <td>6.00</td> <td>100</td> <td>319</td> <td>AVERAGE</td> </tr> </tbody> </table>	Limit	Read	Ant	Cable	Preamp	Aux	APos	TPos	Remark	Freq	Level	Line	Margin	Level	Factor	Loss	Factor	Factor	cm	deg	MHz	dBuV/m	dBuV/m	dB	dBuV	dB/m	dB	dB	dB	cm	deg	1	2452.00	96.04	-----	-----	83.50	32.09	7.27	32.82	6.00	100	319	AVERAGE
Limit	Read	Ant	Cable	Preamp	Aux	APos	TPos	Remark																																																																																		
Freq	Level	Line	Margin	Level	Factor	Loss	Factor	Factor	cm	deg																																																																																
MHz	dBuV/m	dBuV/m	dB	dBuV	dB/m	dB	dB	dB	cm	deg																																																																																
1	2386.96	46.43	54.00	-7.57	34.16	31.96	7.16	32.85	6.00	100	319	AVERAGE																																																																														
Limit	Read	Ant	Cable	Preamp	Aux	APos	TPos	Remark																																																																																		
Freq	Level	Line	Margin	Level	Factor	Loss	Factor	Factor	cm	deg																																																																																
MHz	dBuV/m	dBuV/m	dB	dBuV	dB/m	dB	dB	dB	cm	deg																																																																																
1	2452.00	96.04	-----	-----	83.50	32.09	7.27	32.82	6.00	100	319	AVERAGE																																																																														



Mode	21																																												
	Band Edge - R																																												
	2400-2483.5_802.11n HT40_CH09_2452MHz																																												
ANT	SISO																																												
Pol.	Horizontal	Fundamental																																											
Peak	<table border="1"> <thead> <tr> <th>Limit</th> <th>Read</th> <th>Ant</th> <th>Cable</th> <th>Preamp</th> <th>Aux</th> <th>APos</th> <th>TPos</th> <th>Remark</th> </tr> <tr> <th>Freq</th> <th>Level</th> <th>Line</th> <th>Margin</th> <th>Level</th> <th>Factor</th> <th>Loss</th> <th>Factor</th> <th>Factor</th> <th>cm</th> <th>deg</th> </tr> <tr> <th>MHz</th> <th>dBuV/m</th> <th>dBuV/m</th> <th>dB</th> <th>dBuV</th> <th>dB/m</th> <th>dB</th> <th>dB</th> <th>dB</th> <th>cm</th> <th>deg</th> </tr> </thead> <tbody> <tr> <td>1 2483.68</td> <td>67.50</td> <td>74.00</td> <td>-6.50</td> <td>54.83</td> <td>32.16</td> <td>7.33</td> <td>32.82</td> <td>6.00</td> <td>100</td> <td>319</td> <td>PEAK</td> </tr> </tbody> </table>	Limit	Read	Ant	Cable	Preamp	Aux	APos	TPos	Remark	Freq	Level	Line	Margin	Level	Factor	Loss	Factor	Factor	cm	deg	MHz	dBuV/m	dBuV/m	dB	dBuV	dB/m	dB	dB	dB	cm	deg	1 2483.68	67.50	74.00	-6.50	54.83	32.16	7.33	32.82	6.00	100	319	PEAK	Blank
Limit	Read	Ant	Cable	Preamp	Aux	APos	TPos	Remark																																					
Freq	Level	Line	Margin	Level	Factor	Loss	Factor	Factor	cm	deg																																			
MHz	dBuV/m	dBuV/m	dB	dBuV	dB/m	dB	dB	dB	cm	deg																																			
1 2483.68	67.50	74.00	-6.50	54.83	32.16	7.33	32.82	6.00	100	319	PEAK																																		
Avg	<table border="1"> <thead> <tr> <th>Limit</th> <th>Read</th> <th>Ant</th> <th>Cable</th> <th>Preamp</th> <th>Aux</th> <th>APos</th> <th>TPos</th> <th>Remark</th> </tr> <tr> <th>Freq</th> <th>Level</th> <th>Line</th> <th>Margin</th> <th>Level</th> <th>Factor</th> <th>Loss</th> <th>Factor</th> <th>Factor</th> <th>cm</th> <th>deg</th> </tr> <tr> <th>MHz</th> <th>dBuV/m</th> <th>dBuV/m</th> <th>dB</th> <th>dBuV</th> <th>dB/m</th> <th>dB</th> <th>dB</th> <th>dB</th> <th>cm</th> <th>deg</th> </tr> </thead> <tbody> <tr> <td>1 2484.11</td> <td>50.84</td> <td>54.00</td> <td>-3.16</td> <td>38.17</td> <td>32.16</td> <td>7.33</td> <td>32.82</td> <td>6.00</td> <td>100</td> <td>319</td> <td>AVERAGE</td> </tr> </tbody> </table>	Limit	Read	Ant	Cable	Preamp	Aux	APos	TPos	Remark	Freq	Level	Line	Margin	Level	Factor	Loss	Factor	Factor	cm	deg	MHz	dBuV/m	dBuV/m	dB	dBuV	dB/m	dB	dB	dB	cm	deg	1 2484.11	50.84	54.00	-3.16	38.17	32.16	7.33	32.82	6.00	100	319	AVERAGE	Blank
Limit	Read	Ant	Cable	Preamp	Aux	APos	TPos	Remark																																					
Freq	Level	Line	Margin	Level	Factor	Loss	Factor	Factor	cm	deg																																			
MHz	dBuV/m	dBuV/m	dB	dBuV	dB/m	dB	dB	dB	cm	deg																																			
1 2484.11	50.84	54.00	-3.16	38.17	32.16	7.33	32.82	6.00	100	319	AVERAGE																																		



Mode	21																																																																																	
	Band Edge - L																																																																																	
	2400-2483.5_802.11n_HT40_CH09_2452MHz																																																																																	
ANT	SISO																																																																																	
Pol.	Vertical	Fundamental																																																																																
Peak	<table border="1"> <thead> <tr> <th>Limit</th> <th>Read</th> <th>Ant</th> <th>Cable</th> <th>Preamp</th> <th>Aux</th> <th>APos</th> <th>TPos</th> <th>Remark</th> </tr> <tr> <th>Freq</th> <th>Level</th> <th>Line</th> <th>Margin</th> <th>Level</th> <th>Factor</th> <th>Loss</th> <th>Factor</th> <th>Factor</th> </tr> <tr> <th>MHz</th> <th>dBuV/m</th> <th>dBuV/m</th> <th>dB</th> <th>dBuV</th> <th>dB/m</th> <th>dB</th> <th>dB</th> <th>dB</th> </tr> </thead> <tbody> <tr> <td>1</td> <td>2376.46</td> <td>55.88</td> <td>74.00</td> <td>-18.12</td> <td>43.66</td> <td>31.94</td> <td>7.14</td> <td>32.86</td> <td>6.00</td> <td>300</td> <td>273</td> <td>PEAK</td> </tr> </tbody> </table>	Limit	Read	Ant	Cable	Preamp	Aux	APos	TPos	Remark	Freq	Level	Line	Margin	Level	Factor	Loss	Factor	Factor	MHz	dBuV/m	dBuV/m	dB	dBuV	dB/m	dB	dB	dB	1	2376.46	55.88	74.00	-18.12	43.66	31.94	7.14	32.86	6.00	300	273	PEAK	<table border="1"> <thead> <tr> <th>Limit</th> <th>Read</th> <th>Ant</th> <th>Cable</th> <th>Preamp</th> <th>Aux</th> <th>APos</th> <th>TPos</th> <th>Remark</th> </tr> <tr> <th>Freq</th> <th>Level</th> <th>Line</th> <th>Margin</th> <th>Level</th> <th>Factor</th> <th>Loss</th> <th>Factor</th> <th>Factor</th> </tr> <tr> <th>MHz</th> <th>dBuV/m</th> <th>dBuV/m</th> <th>dB</th> <th>dBuV</th> <th>dB/m</th> <th>dB</th> <th>dB</th> <th>dB</th> </tr> </thead> <tbody> <tr> <td>1</td> <td>2452.00</td> <td>101.87</td> <td>-----</td> <td>-----</td> <td>89.33</td> <td>32.09</td> <td>7.27</td> <td>32.82</td> <td>6.00</td> <td>300</td> <td>273</td> <td>PEAK</td> </tr> </tbody> </table>	Limit	Read	Ant	Cable	Preamp	Aux	APos	TPos	Remark	Freq	Level	Line	Margin	Level	Factor	Loss	Factor	Factor	MHz	dBuV/m	dBuV/m	dB	dBuV	dB/m	dB	dB	dB	1	2452.00	101.87	-----	-----	89.33	32.09	7.27	32.82	6.00	300	273	PEAK
Limit	Read	Ant	Cable	Preamp	Aux	APos	TPos	Remark																																																																										
Freq	Level	Line	Margin	Level	Factor	Loss	Factor	Factor																																																																										
MHz	dBuV/m	dBuV/m	dB	dBuV	dB/m	dB	dB	dB																																																																										
1	2376.46	55.88	74.00	-18.12	43.66	31.94	7.14	32.86	6.00	300	273	PEAK																																																																						
Limit	Read	Ant	Cable	Preamp	Aux	APos	TPos	Remark																																																																										
Freq	Level	Line	Margin	Level	Factor	Loss	Factor	Factor																																																																										
MHz	dBuV/m	dBuV/m	dB	dBuV	dB/m	dB	dB	dB																																																																										
1	2452.00	101.87	-----	-----	89.33	32.09	7.27	32.82	6.00	300	273	PEAK																																																																						
Avg	<table border="1"> <thead> <tr> <th>Limit</th> <th>Read</th> <th>Ant</th> <th>Cable</th> <th>Preamp</th> <th>Aux</th> <th>APos</th> <th>TPos</th> <th>Remark</th> </tr> <tr> <th>Freq</th> <th>Level</th> <th>Line</th> <th>Margin</th> <th>Level</th> <th>Factor</th> <th>Loss</th> <th>Factor</th> <th>Factor</th> </tr> <tr> <th>MHz</th> <th>dBuV/m</th> <th>dBuV/m</th> <th>dB</th> <th>dBuV</th> <th>dB/m</th> <th>dB</th> <th>dB</th> <th>dB</th> </tr> </thead> <tbody> <tr> <td>1</td> <td>2385.54</td> <td>46.44</td> <td>54.00</td> <td>-7.56</td> <td>34.17</td> <td>31.96</td> <td>7.16</td> <td>32.85</td> <td>6.00</td> <td>300</td> <td>273</td> <td>AVERAGE</td> </tr> </tbody> </table>	Limit	Read	Ant	Cable	Preamp	Aux	APos	TPos	Remark	Freq	Level	Line	Margin	Level	Factor	Loss	Factor	Factor	MHz	dBuV/m	dBuV/m	dB	dBuV	dB/m	dB	dB	dB	1	2385.54	46.44	54.00	-7.56	34.17	31.96	7.16	32.85	6.00	300	273	AVERAGE	<table border="1"> <thead> <tr> <th>Limit</th> <th>Read</th> <th>Ant</th> <th>Cable</th> <th>Preamp</th> <th>Aux</th> <th>APos</th> <th>TPos</th> <th>Remark</th> </tr> <tr> <th>Freq</th> <th>Level</th> <th>Line</th> <th>Margin</th> <th>Level</th> <th>Factor</th> <th>Loss</th> <th>Factor</th> <th>Factor</th> </tr> <tr> <th>MHz</th> <th>dBuV/m</th> <th>dBuV/m</th> <th>dB</th> <th>dBuV</th> <th>dB/m</th> <th>dB</th> <th>dB</th> <th>dB</th> </tr> </thead> <tbody> <tr> <td>1</td> <td>2452.00</td> <td>94.43</td> <td>-----</td> <td>-----</td> <td>81.89</td> <td>32.09</td> <td>7.27</td> <td>32.82</td> <td>6.00</td> <td>300</td> <td>273</td> <td>AVERAGE</td> </tr> </tbody> </table>	Limit	Read	Ant	Cable	Preamp	Aux	APos	TPos	Remark	Freq	Level	Line	Margin	Level	Factor	Loss	Factor	Factor	MHz	dBuV/m	dBuV/m	dB	dBuV	dB/m	dB	dB	dB	1	2452.00	94.43	-----	-----	81.89	32.09	7.27	32.82	6.00	300	273	AVERAGE
Limit	Read	Ant	Cable	Preamp	Aux	APos	TPos	Remark																																																																										
Freq	Level	Line	Margin	Level	Factor	Loss	Factor	Factor																																																																										
MHz	dBuV/m	dBuV/m	dB	dBuV	dB/m	dB	dB	dB																																																																										
1	2385.54	46.44	54.00	-7.56	34.17	31.96	7.16	32.85	6.00	300	273	AVERAGE																																																																						
Limit	Read	Ant	Cable	Preamp	Aux	APos	TPos	Remark																																																																										
Freq	Level	Line	Margin	Level	Factor	Loss	Factor	Factor																																																																										
MHz	dBuV/m	dBuV/m	dB	dBuV	dB/m	dB	dB	dB																																																																										
1	2452.00	94.43	-----	-----	81.89	32.09	7.27	32.82	6.00	300	273	AVERAGE																																																																						



Mode	21																																								
	Band Edge - R																																								
	2400-2483.5_802.11n HT40_CH09_2452MHz																																								
ANT	SISO																																								
Pol.	Vertical	Fundamental																																							
Peak	<table border="1"> <thead> <tr> <th>Limit</th> <th>Read</th> <th>Ant</th> <th>Cable</th> <th>Preamp</th> <th>Aux</th> <th>APos</th> <th>TPos</th> <th>Remark</th> </tr> <tr> <th>Freq</th> <th>Level</th> <th>Line</th> <th>Margin</th> <th>Level</th> <th>Factor</th> <th>Loss</th> <th>Factor</th> <th>Factor</th> </tr> <tr> <th>MHz</th> <th>dBuV/m</th> <th>dBuV/m</th> <th>dB</th> <th>dBuV</th> <th>dB/m</th> <th>dB</th> <th>dB</th> <th>cm</th> <th>deg</th> </tr> </thead> <tbody> <tr> <td>1 2483.54</td> <td>67.45</td> <td>74.00</td> <td>-6.55</td> <td>54.78</td> <td>32.16</td> <td>7.33</td> <td>32.82</td> <td>6.00</td> <td>300</td> <td>273 PEAK</td> </tr> </tbody> </table>	Limit	Read	Ant	Cable	Preamp	Aux	APos	TPos	Remark	Freq	Level	Line	Margin	Level	Factor	Loss	Factor	Factor	MHz	dBuV/m	dBuV/m	dB	dBuV	dB/m	dB	dB	cm	deg	1 2483.54	67.45	74.00	-6.55	54.78	32.16	7.33	32.82	6.00	300	273 PEAK	Blank
Limit	Read	Ant	Cable	Preamp	Aux	APos	TPos	Remark																																	
Freq	Level	Line	Margin	Level	Factor	Loss	Factor	Factor																																	
MHz	dBuV/m	dBuV/m	dB	dBuV	dB/m	dB	dB	cm	deg																																
1 2483.54	67.45	74.00	-6.55	54.78	32.16	7.33	32.82	6.00	300	273 PEAK																															
Avg	<table border="1"> <thead> <tr> <th>Limit</th> <th>Read</th> <th>Ant</th> <th>Cable</th> <th>Preamp</th> <th>Aux</th> <th>APos</th> <th>TPos</th> <th>Remark</th> </tr> <tr> <th>Freq</th> <th>Level</th> <th>Line</th> <th>Margin</th> <th>Level</th> <th>Factor</th> <th>Loss</th> <th>Factor</th> <th>Factor</th> </tr> <tr> <th>MHz</th> <th>dBuV/m</th> <th>dBuV/m</th> <th>dB</th> <th>dBuV</th> <th>dB/m</th> <th>dB</th> <th>dB</th> <th>cm</th> <th>deg</th> </tr> </thead> <tbody> <tr> <td>1 2483.82</td> <td>50.09</td> <td>54.00</td> <td>-3.91</td> <td>37.42</td> <td>32.16</td> <td>7.33</td> <td>32.82</td> <td>6.00</td> <td>300</td> <td>273 AVERAGE</td> </tr> </tbody> </table>	Limit	Read	Ant	Cable	Preamp	Aux	APos	TPos	Remark	Freq	Level	Line	Margin	Level	Factor	Loss	Factor	Factor	MHz	dBuV/m	dBuV/m	dB	dBuV	dB/m	dB	dB	cm	deg	1 2483.82	50.09	54.00	-3.91	37.42	32.16	7.33	32.82	6.00	300	273 AVERAGE	Blank
Limit	Read	Ant	Cable	Preamp	Aux	APos	TPos	Remark																																	
Freq	Level	Line	Margin	Level	Factor	Loss	Factor	Factor																																	
MHz	dBuV/m	dBuV/m	dB	dBuV	dB/m	dB	dB	cm	deg																																
1 2483.82	50.09	54.00	-3.91	37.42	32.16	7.33	32.82	6.00	300	273 AVERAGE																															



Mode	21																																																																																																													
	Harmonic																																																																																																													
	2400-2483.5_802.11n_HT40_CH09_2452MHz																																																																																																													
ANT	SISO																																																																																																													
Pol.	Horizontal	Vertical																																																																																																												
Peak Avg	<table border="1"> <thead> <tr> <th>Limit</th> <th>Read</th> <th>Ant</th> <th>Cable</th> <th>Preamp</th> <th>Aux</th> <th>APos</th> <th>TPos</th> <th>Remark</th> </tr> <tr> <th>Freq</th> <th>Level</th> <th>Line Margin</th> <th>Level Factor</th> <th>Loss Factor</th> <th>Factor</th> <th>Factor</th> <th></th> <th></th> </tr> <tr> <th>MHz</th> <th>dBuV/m</th> <th>dBuV/m</th> <th>dB</th> <th>dBuV</th> <th>dB/m</th> <th>dB</th> <th>dB</th> <th>cm</th> <th>deg</th> </tr> </thead> <tbody> <tr> <td>1</td> <td>4904.00</td> <td>41.73</td> <td>74.00</td> <td>-32.27</td> <td>62.49</td> <td>34.14</td> <td>10.37</td> <td>65.27</td> <td>0.00</td> <td>100</td> <td>360</td> <td>PEAK</td> </tr> <tr> <td>2</td> <td>7356.00</td> <td>42.16</td> <td>74.00</td> <td>-31.84</td> <td>59.38</td> <td>35.42</td> <td>12.84</td> <td>65.48</td> <td>0.00</td> <td>100</td> <td>360</td> <td>PEAK</td> </tr> </tbody> </table>	Limit	Read	Ant	Cable	Preamp	Aux	APos	TPos	Remark	Freq	Level	Line Margin	Level Factor	Loss Factor	Factor	Factor			MHz	dBuV/m	dBuV/m	dB	dBuV	dB/m	dB	dB	cm	deg	1	4904.00	41.73	74.00	-32.27	62.49	34.14	10.37	65.27	0.00	100	360	PEAK	2	7356.00	42.16	74.00	-31.84	59.38	35.42	12.84	65.48	0.00	100	360	PEAK	<table border="1"> <thead> <tr> <th>Limit</th> <th>Read</th> <th>Ant</th> <th>Cable</th> <th>Preamp</th> <th>Aux</th> <th>APos</th> <th>TPos</th> <th>Remark</th> </tr> <tr> <th>Freq</th> <th>Level</th> <th>Line Margin</th> <th>Level Factor</th> <th>Loss Factor</th> <th>Factor</th> <th>Factor</th> <th></th> <th></th> </tr> <tr> <th>MHz</th> <th>dBuV/m</th> <th>dBuV/m</th> <th>dB</th> <th>dBuV</th> <th>dB/m</th> <th>dB</th> <th>dB</th> <th>cm</th> <th>deg</th> </tr> </thead> <tbody> <tr> <td>1</td> <td>4904.00</td> <td>41.30</td> <td>74.00</td> <td>-32.70</td> <td>62.06</td> <td>34.14</td> <td>10.37</td> <td>65.27</td> <td>0.00</td> <td>300</td> <td>360</td> <td>PEAK</td> </tr> <tr> <td>2</td> <td>7356.00</td> <td>41.61</td> <td>74.00</td> <td>-32.39</td> <td>58.83</td> <td>35.42</td> <td>12.84</td> <td>65.48</td> <td>0.00</td> <td>300</td> <td>360</td> <td>PEAK</td> </tr> </tbody> </table>	Limit	Read	Ant	Cable	Preamp	Aux	APos	TPos	Remark	Freq	Level	Line Margin	Level Factor	Loss Factor	Factor	Factor			MHz	dBuV/m	dBuV/m	dB	dBuV	dB/m	dB	dB	cm	deg	1	4904.00	41.30	74.00	-32.70	62.06	34.14	10.37	65.27	0.00	300	360	PEAK	2	7356.00	41.61	74.00	-32.39	58.83	35.42	12.84	65.48	0.00	300	360	PEAK
	Limit	Read	Ant	Cable	Preamp	Aux	APos	TPos	Remark																																																																																																					
Freq	Level	Line Margin	Level Factor	Loss Factor	Factor	Factor																																																																																																								
MHz	dBuV/m	dBuV/m	dB	dBuV	dB/m	dB	dB	cm	deg																																																																																																					
1	4904.00	41.73	74.00	-32.27	62.49	34.14	10.37	65.27	0.00	100	360	PEAK																																																																																																		
2	7356.00	42.16	74.00	-31.84	59.38	35.42	12.84	65.48	0.00	100	360	PEAK																																																																																																		
Limit	Read	Ant	Cable	Preamp	Aux	APos	TPos	Remark																																																																																																						
Freq	Level	Line Margin	Level Factor	Loss Factor	Factor	Factor																																																																																																								
MHz	dBuV/m	dBuV/m	dB	dBuV	dB/m	dB	dB	cm	deg																																																																																																					
1	4904.00	41.30	74.00	-32.70	62.06	34.14	10.37	65.27	0.00	300	360	PEAK																																																																																																		
2	7356.00	41.61	74.00	-32.39	58.83	35.42	12.84	65.48	0.00	300	360	PEAK																																																																																																		
Peak Avg																																																																																																														

Note: For 18GHz to 25GHz, only worst case is verified in this report.

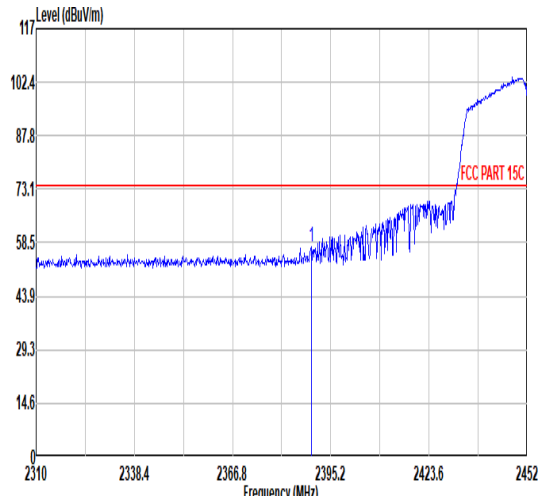
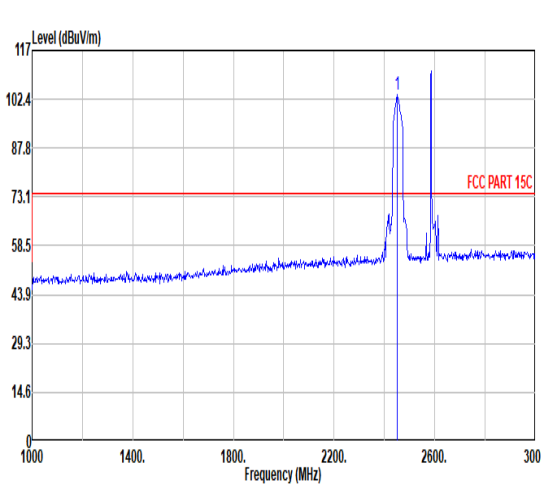
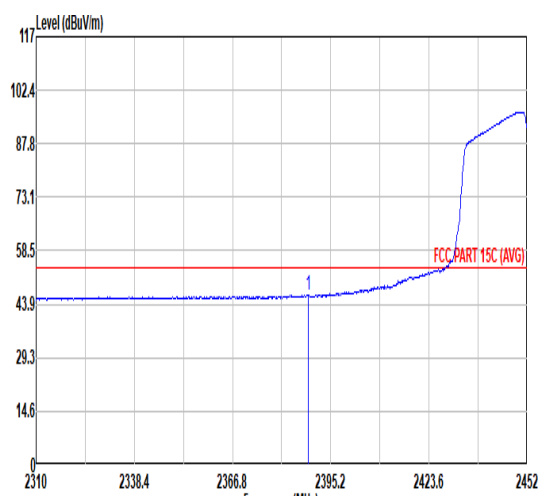
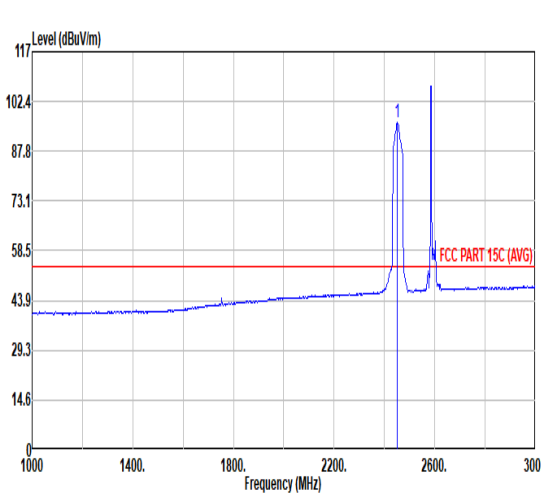


Mode	23																																																																																			
	Band Edge - L																																																																																			
	LTE_B41_BW_20M +2400-2483.5_802.11n HT40_CH09_2452MHz																																																																																			
ANT	SISO																																																																																			
Pol.	Horizontal	Fundamental																																																																																		
Peak	<table border="1"> <thead> <tr> <th>Limit</th> <th>Read</th> <th>Ant</th> <th>Cable</th> <th>Preamp</th> <th>Aux</th> <th>APos</th> <th>TPos</th> <th>Remark</th> </tr> <tr> <th>Freq</th> <th>Level</th> <th>Line</th> <th>Margin</th> <th>Level</th> <th>Factor</th> <th>Loss</th> <th>Factor</th> <th>Factor</th> </tr> <tr> <th>MHz</th> <th>dBuV/m</th> <th>dBuV/m</th> <th>dB</th> <th>dBuV</th> <th>dB/m</th> <th>dB</th> <th>dB</th> <th>cm</th> <th>deg</th> </tr> </thead> <tbody> <tr> <td>1</td> <td>2368.22</td> <td>56.84</td> <td>74.00</td> <td>-17.16</td> <td>44.66</td> <td>31.92</td> <td>7.13</td> <td>32.87</td> <td>6.00</td> <td>100</td> <td>333</td> <td>PEAK</td> </tr> </tbody> </table>	Limit	Read	Ant	Cable	Preamp	Aux	APos	TPos	Remark	Freq	Level	Line	Margin	Level	Factor	Loss	Factor	Factor	MHz	dBuV/m	dBuV/m	dB	dBuV	dB/m	dB	dB	cm	deg	1	2368.22	56.84	74.00	-17.16	44.66	31.92	7.13	32.87	6.00	100	333	PEAK	<table border="1"> <thead> <tr> <th>Limit</th> <th>Read</th> <th>Ant</th> <th>Cable</th> <th>Preamp</th> <th>Aux</th> <th>APos</th> <th>TPos</th> <th>Remark</th> </tr> <tr> <th>Freq</th> <th>Level</th> <th>Line</th> <th>Margin</th> <th>Level</th> <th>Factor</th> <th>Loss</th> <th>Factor</th> <th>Factor</th> </tr> <tr> <th>MHz</th> <th>dBuV/m</th> <th>dBuV/m</th> <th>dB</th> <th>dBuV</th> <th>dB/m</th> <th>dB</th> <th>dB</th> <th>cm</th> <th>deg</th> </tr> </thead> <tbody> <tr> <td>1</td> <td>2452.00</td> <td>100.28</td> <td>74.00</td> <td>26.28</td> <td>87.74</td> <td>32.09</td> <td>7.27</td> <td>32.82</td> <td>6.00</td> <td>100</td> <td>333</td> <td>Peak</td> </tr> </tbody> </table>	Limit	Read	Ant	Cable	Preamp	Aux	APos	TPos	Remark	Freq	Level	Line	Margin	Level	Factor	Loss	Factor	Factor	MHz	dBuV/m	dBuV/m	dB	dBuV	dB/m	dB	dB	cm	deg	1	2452.00	100.28	74.00	26.28	87.74	32.09	7.27	32.82	6.00	100	333	Peak
	Limit	Read	Ant	Cable	Preamp	Aux	APos	TPos	Remark																																																																											
Freq	Level	Line	Margin	Level	Factor	Loss	Factor	Factor																																																																												
MHz	dBuV/m	dBuV/m	dB	dBuV	dB/m	dB	dB	cm	deg																																																																											
1	2368.22	56.84	74.00	-17.16	44.66	31.92	7.13	32.87	6.00	100	333	PEAK																																																																								
Limit	Read	Ant	Cable	Preamp	Aux	APos	TPos	Remark																																																																												
Freq	Level	Line	Margin	Level	Factor	Loss	Factor	Factor																																																																												
MHz	dBuV/m	dBuV/m	dB	dBuV	dB/m	dB	dB	cm	deg																																																																											
1	2452.00	100.28	74.00	26.28	87.74	32.09	7.27	32.82	6.00	100	333	Peak																																																																								
Avg	<table border="1"> <thead> <tr> <th>Limit</th> <th>Read</th> <th>Ant</th> <th>Cable</th> <th>Preamp</th> <th>Aux</th> <th>APos</th> <th>TPos</th> <th>Remark</th> </tr> <tr> <th>Freq</th> <th>Level</th> <th>Line</th> <th>Margin</th> <th>Level</th> <th>Factor</th> <th>Loss</th> <th>Factor</th> <th>Factor</th> </tr> <tr> <th>MHz</th> <th>dBuV/m</th> <th>dBuV/m</th> <th>dB</th> <th>dBuV</th> <th>dB/m</th> <th>dB</th> <th>dB</th> <th>cm</th> <th>deg</th> </tr> </thead> <tbody> <tr> <td>1</td> <td>2388.67</td> <td>46.13</td> <td>54.00</td> <td>-7.87</td> <td>33.85</td> <td>31.97</td> <td>7.16</td> <td>32.85</td> <td>6.00</td> <td>100</td> <td>333</td> <td>AVERAGE</td> </tr> </tbody> </table>	Limit	Read	Ant	Cable	Preamp	Aux	APos	TPos	Remark	Freq	Level	Line	Margin	Level	Factor	Loss	Factor	Factor	MHz	dBuV/m	dBuV/m	dB	dBuV	dB/m	dB	dB	cm	deg	1	2388.67	46.13	54.00	-7.87	33.85	31.97	7.16	32.85	6.00	100	333	AVERAGE	<table border="1"> <thead> <tr> <th>Limit</th> <th>Read</th> <th>Ant</th> <th>Cable</th> <th>Preamp</th> <th>Aux</th> <th>APos</th> <th>TPos</th> <th>Remark</th> </tr> <tr> <th>Freq</th> <th>Level</th> <th>Line</th> <th>Margin</th> <th>Level</th> <th>Factor</th> <th>Loss</th> <th>Factor</th> <th>Factor</th> </tr> <tr> <th>MHz</th> <th>dBuV/m</th> <th>dBuV/m</th> <th>dB</th> <th>dBuV</th> <th>dB/m</th> <th>dB</th> <th>dB</th> <th>cm</th> <th>deg</th> </tr> </thead> <tbody> <tr> <td>1</td> <td>2450.00</td> <td>93.24</td> <td>54.00</td> <td>39.24</td> <td>80.70</td> <td>32.09</td> <td>7.27</td> <td>32.82</td> <td>6.00</td> <td>100</td> <td>333</td> <td>Average</td> </tr> </tbody> </table>	Limit	Read	Ant	Cable	Preamp	Aux	APos	TPos	Remark	Freq	Level	Line	Margin	Level	Factor	Loss	Factor	Factor	MHz	dBuV/m	dBuV/m	dB	dBuV	dB/m	dB	dB	cm	deg	1	2450.00	93.24	54.00	39.24	80.70	32.09	7.27	32.82	6.00	100	333	Average
Limit	Read	Ant	Cable	Preamp	Aux	APos	TPos	Remark																																																																												
Freq	Level	Line	Margin	Level	Factor	Loss	Factor	Factor																																																																												
MHz	dBuV/m	dBuV/m	dB	dBuV	dB/m	dB	dB	cm	deg																																																																											
1	2388.67	46.13	54.00	-7.87	33.85	31.97	7.16	32.85	6.00	100	333	AVERAGE																																																																								
Limit	Read	Ant	Cable	Preamp	Aux	APos	TPos	Remark																																																																												
Freq	Level	Line	Margin	Level	Factor	Loss	Factor	Factor																																																																												
MHz	dBuV/m	dBuV/m	dB	dBuV	dB/m	dB	dB	cm	deg																																																																											
1	2450.00	93.24	54.00	39.24	80.70	32.09	7.27	32.82	6.00	100	333	Average																																																																								



Mode	23																																													
	Band Edge - R																																													
	LTE_B41_BW_20M +2400-2483.5_802.11n HT40_CH09_2452MHz																																													
ANT	SISO																																													
Pol.	Horizontal	Fundamental																																												
Peak	<table border="1"> <thead> <tr> <th>Limit</th> <th>Read</th> <th>Ant</th> <th>Cable</th> <th>Preamp</th> <th>Aux</th> <th>APos</th> <th>TPos</th> <th>Remark</th> </tr> <tr> <th>Freq</th> <th>Level</th> <th>Line</th> <th>Margin</th> <th>Level</th> <th>Factor</th> <th>Loss</th> <th>Factor</th> <th>Factor</th> <th>cm</th> <th>deg</th> </tr> <tr> <th>MHz</th> <th>dBuV/m</th> <th>dBuV/m</th> <th>dB</th> <th>dBuV</th> <th>dB/m</th> <th>dB</th> <th>dB</th> <th>dB</th> <th>cm</th> <th>deg</th> </tr> </thead> <tbody> <tr> <td>1</td> <td>2483.63</td> <td>62.00</td> <td>74.00</td> <td>-12.00</td> <td>49.33</td> <td>32.16</td> <td>7.33</td> <td>32.82</td> <td>6.00</td> <td>100</td> <td>333</td> <td>PEAK</td> </tr> </tbody> </table>	Limit	Read	Ant	Cable	Preamp	Aux	APos	TPos	Remark	Freq	Level	Line	Margin	Level	Factor	Loss	Factor	Factor	cm	deg	MHz	dBuV/m	dBuV/m	dB	dBuV	dB/m	dB	dB	dB	cm	deg	1	2483.63	62.00	74.00	-12.00	49.33	32.16	7.33	32.82	6.00	100	333	PEAK	Blank
Limit	Read	Ant	Cable	Preamp	Aux	APos	TPos	Remark																																						
Freq	Level	Line	Margin	Level	Factor	Loss	Factor	Factor	cm	deg																																				
MHz	dBuV/m	dBuV/m	dB	dBuV	dB/m	dB	dB	dB	cm	deg																																				
1	2483.63	62.00	74.00	-12.00	49.33	32.16	7.33	32.82	6.00	100	333	PEAK																																		
Avg	<table border="1"> <thead> <tr> <th>Limit</th> <th>Read</th> <th>Ant</th> <th>Cable</th> <th>Preamp</th> <th>Aux</th> <th>APos</th> <th>TPos</th> <th>Remark</th> </tr> <tr> <th>Freq</th> <th>Level</th> <th>Line</th> <th>Margin</th> <th>Level</th> <th>Factor</th> <th>Loss</th> <th>Factor</th> <th>Factor</th> <th>cm</th> <th>deg</th> </tr> <tr> <th>MHz</th> <th>dBuV/m</th> <th>dBuV/m</th> <th>dB</th> <th>dBuV</th> <th>dB/m</th> <th>dB</th> <th>dB</th> <th>dB</th> <th>cm</th> <th>deg</th> </tr> </thead> <tbody> <tr> <td>1</td> <td>2484.35</td> <td>47.58</td> <td>54.00</td> <td>-6.42</td> <td>34.90</td> <td>32.16</td> <td>7.33</td> <td>32.81</td> <td>6.00</td> <td>100</td> <td>333</td> <td>AVERAGE</td> </tr> </tbody> </table>	Limit	Read	Ant	Cable	Preamp	Aux	APos	TPos	Remark	Freq	Level	Line	Margin	Level	Factor	Loss	Factor	Factor	cm	deg	MHz	dBuV/m	dBuV/m	dB	dBuV	dB/m	dB	dB	dB	cm	deg	1	2484.35	47.58	54.00	-6.42	34.90	32.16	7.33	32.81	6.00	100	333	AVERAGE	Blank
Limit	Read	Ant	Cable	Preamp	Aux	APos	TPos	Remark																																						
Freq	Level	Line	Margin	Level	Factor	Loss	Factor	Factor	cm	deg																																				
MHz	dBuV/m	dBuV/m	dB	dBuV	dB/m	dB	dB	dB	cm	deg																																				
1	2484.35	47.58	54.00	-6.42	34.90	32.16	7.33	32.81	6.00	100	333	AVERAGE																																		



Mode	23																																																																																			
	Band Edge - L																																																																																			
	LTE_B41_BW_20M +2400-2483.5_802.11n HT40_CH09_2452MHz																																																																																			
ANT	SISO																																																																																			
Pol.	Vertical	Fundamental																																																																																		
Peak	 <p>Level (dBuV/m)</p> <p>Frequency (MHz)</p> <p>FCC PART 15C</p> <table border="1"> <thead> <tr> <th>Limit</th> <th>Read</th> <th>Ant</th> <th>Cable</th> <th>Preamp</th> <th>Aux</th> <th>APos</th> <th>TPos</th> <th>Remark</th> </tr> <tr> <th>Freq</th> <th>Level</th> <th>Line Margin</th> <th>Level Factor</th> <th>Loss Factor</th> <th>Factor</th> <th></th> <th></th> <th></th> </tr> <tr> <th>MHz</th> <th>dBuV/m</th> <th>dBuV/m</th> <th>dB</th> <th>dBuV</th> <th>dB/m</th> <th>dB</th> <th>dB</th> <th>cm</th> <th>deg</th> </tr> </thead> <tbody> <tr> <td>1</td> <td>2389.52</td> <td>57.38</td> <td>74.00</td> <td>-16.62</td> <td>45.10</td> <td>31.97</td> <td>7.16</td> <td>32.85</td> <td>6.00</td> <td>316</td> <td>245</td> <td>PEAK</td> </tr> </tbody> </table>	Limit	Read	Ant	Cable	Preamp	Aux	APos	TPos	Remark	Freq	Level	Line Margin	Level Factor	Loss Factor	Factor				MHz	dBuV/m	dBuV/m	dB	dBuV	dB/m	dB	dB	cm	deg	1	2389.52	57.38	74.00	-16.62	45.10	31.97	7.16	32.85	6.00	316	245	PEAK	 <p>Level (dBuV/m)</p> <p>Frequency (MHz)</p> <p>FCC PART 15C</p> <table border="1"> <thead> <tr> <th>Limit</th> <th>Read</th> <th>Ant</th> <th>Cable</th> <th>Preamp</th> <th>Aux</th> <th>APos</th> <th>TPos</th> <th>Remark</th> </tr> <tr> <th>Freq</th> <th>Level</th> <th>Line Margin</th> <th>Level Factor</th> <th>Loss Factor</th> <th>Factor</th> <th></th> <th></th> <th></th> </tr> <tr> <th>MHz</th> <th>dBuV/m</th> <th>dBuV/m</th> <th>dB</th> <th>dBuV</th> <th>dB/m</th> <th>dB</th> <th>dB</th> <th>cm</th> <th>deg</th> </tr> </thead> <tbody> <tr> <td>1</td> <td>2452.00</td> <td>103.82</td> <td>74.00</td> <td>29.82</td> <td>91.28</td> <td>32.09</td> <td>7.27</td> <td>32.82</td> <td>6.00</td> <td>316</td> <td>245</td> <td>Peak</td> </tr> </tbody> </table>	Limit	Read	Ant	Cable	Preamp	Aux	APos	TPos	Remark	Freq	Level	Line Margin	Level Factor	Loss Factor	Factor				MHz	dBuV/m	dBuV/m	dB	dBuV	dB/m	dB	dB	cm	deg	1	2452.00	103.82	74.00	29.82	91.28	32.09	7.27	32.82	6.00	316	245	Peak
	Limit	Read	Ant	Cable	Preamp	Aux	APos	TPos	Remark																																																																											
Freq	Level	Line Margin	Level Factor	Loss Factor	Factor																																																																															
MHz	dBuV/m	dBuV/m	dB	dBuV	dB/m	dB	dB	cm	deg																																																																											
1	2389.52	57.38	74.00	-16.62	45.10	31.97	7.16	32.85	6.00	316	245	PEAK																																																																								
Limit	Read	Ant	Cable	Preamp	Aux	APos	TPos	Remark																																																																												
Freq	Level	Line Margin	Level Factor	Loss Factor	Factor																																																																															
MHz	dBuV/m	dBuV/m	dB	dBuV	dB/m	dB	dB	cm	deg																																																																											
1	2452.00	103.82	74.00	29.82	91.28	32.09	7.27	32.82	6.00	316	245	Peak																																																																								
Avg	 <p>Level (dBuV/m)</p> <p>Frequency (MHz)</p> <p>FCC PART 15C (AVG)</p> <table border="1"> <thead> <tr> <th>Limit</th> <th>Read</th> <th>Ant</th> <th>Cable</th> <th>Preamp</th> <th>Aux</th> <th>APos</th> <th>TPos</th> <th>Remark</th> </tr> <tr> <th>Freq</th> <th>Level</th> <th>Line Margin</th> <th>Level Factor</th> <th>Loss Factor</th> <th>Factor</th> <th></th> <th></th> <th></th> </tr> <tr> <th>MHz</th> <th>dBuV/m</th> <th>dBuV/m</th> <th>dB</th> <th>dBuV</th> <th>dB/m</th> <th>dB</th> <th>dB</th> <th>cm</th> <th>deg</th> </tr> </thead> <tbody> <tr> <td>1</td> <td>2388.67</td> <td>46.34</td> <td>54.00</td> <td>-7.66</td> <td>34.06</td> <td>31.97</td> <td>7.16</td> <td>32.85</td> <td>6.00</td> <td>316</td> <td>245</td> <td>AVERAGE</td> </tr> </tbody> </table>	Limit	Read	Ant	Cable	Preamp	Aux	APos	TPos	Remark	Freq	Level	Line Margin	Level Factor	Loss Factor	Factor				MHz	dBuV/m	dBuV/m	dB	dBuV	dB/m	dB	dB	cm	deg	1	2388.67	46.34	54.00	-7.66	34.06	31.97	7.16	32.85	6.00	316	245	AVERAGE	 <p>Level (dBuV/m)</p> <p>Frequency (MHz)</p> <p>FCC PART 15C (AVG)</p> <table border="1"> <thead> <tr> <th>Limit</th> <th>Read</th> <th>Ant</th> <th>Cable</th> <th>Preamp</th> <th>Aux</th> <th>APos</th> <th>TPos</th> <th>Remark</th> </tr> <tr> <th>Freq</th> <th>Level</th> <th>Line Margin</th> <th>Level Factor</th> <th>Loss Factor</th> <th>Factor</th> <th></th> <th></th> <th></th> </tr> <tr> <th>MHz</th> <th>dBuV/m</th> <th>dBuV/m</th> <th>dB</th> <th>dBuV</th> <th>dB/m</th> <th>dB</th> <th>dB</th> <th>cm</th> <th>deg</th> </tr> </thead> <tbody> <tr> <td>1</td> <td>2450.00</td> <td>96.25</td> <td>54.00</td> <td>42.25</td> <td>83.71</td> <td>32.09</td> <td>7.27</td> <td>32.82</td> <td>6.00</td> <td>316</td> <td>245</td> <td>Average</td> </tr> </tbody> </table>	Limit	Read	Ant	Cable	Preamp	Aux	APos	TPos	Remark	Freq	Level	Line Margin	Level Factor	Loss Factor	Factor				MHz	dBuV/m	dBuV/m	dB	dBuV	dB/m	dB	dB	cm	deg	1	2450.00	96.25	54.00	42.25	83.71	32.09	7.27	32.82	6.00	316	245	Average
Limit	Read	Ant	Cable	Preamp	Aux	APos	TPos	Remark																																																																												
Freq	Level	Line Margin	Level Factor	Loss Factor	Factor																																																																															
MHz	dBuV/m	dBuV/m	dB	dBuV	dB/m	dB	dB	cm	deg																																																																											
1	2388.67	46.34	54.00	-7.66	34.06	31.97	7.16	32.85	6.00	316	245	AVERAGE																																																																								
Limit	Read	Ant	Cable	Preamp	Aux	APos	TPos	Remark																																																																												
Freq	Level	Line Margin	Level Factor	Loss Factor	Factor																																																																															
MHz	dBuV/m	dBuV/m	dB	dBuV	dB/m	dB	dB	cm	deg																																																																											
1	2450.00	96.25	54.00	42.25	83.71	32.09	7.27	32.82	6.00	316	245	Average																																																																								

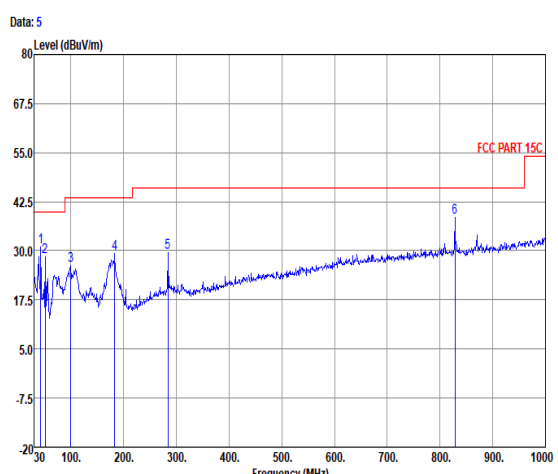
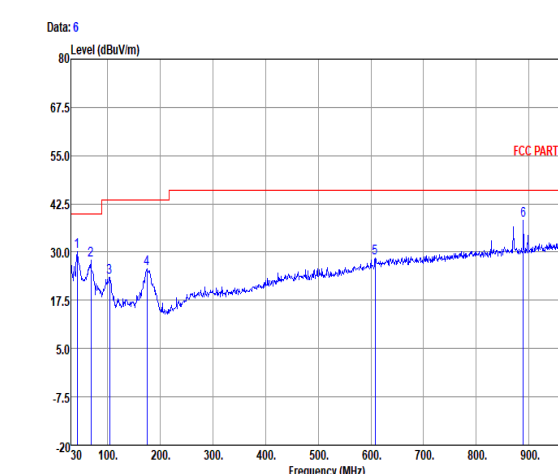


Mode	23																																																							
	Band Edge - R																																																							
	LTE_B41_BW_20M +2400-2483.5_802.11n HT40_CH09_2452MHz																																																							
ANT	SISO																																																							
Pol.	Vertical	Fundamental																																																						
Peak	<table border="1"> <thead> <tr> <th>Limit</th> <th>Read</th> <th>Ant</th> <th>Cable</th> <th>Preamp</th> <th>Aux</th> <th>APos</th> <th>TPos</th> <th>Remark</th> </tr> <tr> <th>Freq</th> <th>Level</th> <th>Line</th> <th>Margin</th> <th>Level</th> <th>Factor</th> <th>Loss</th> <th>Factor</th> <th>Factor</th> </tr> <tr> <th>MHz</th> <th>dBuV/m</th> <th>dBuV/m</th> <th>dB</th> <th>dBuV</th> <th>dB/m</th> <th>dB</th> <th>dB</th> <th>dB</th> </tr> </thead> <tbody> <tr> <td>1 2483.54</td> <td>65.32</td> <td>74.00</td> <td>-8.68</td> <td>52.65</td> <td>32.16</td> <td>7.33</td> <td>32.82</td> <td>6.00</td> </tr> <tr> <td></td> <td></td> <td></td> <td></td> <td></td> <td></td> <td></td> <td></td> <td>316</td> </tr> <tr> <td></td> <td></td> <td></td> <td></td> <td></td> <td></td> <td></td> <td></td> <td>245 PEAK</td> </tr> </tbody> </table>	Limit	Read	Ant	Cable	Preamp	Aux	APos	TPos	Remark	Freq	Level	Line	Margin	Level	Factor	Loss	Factor	Factor	MHz	dBuV/m	dBuV/m	dB	dBuV	dB/m	dB	dB	dB	1 2483.54	65.32	74.00	-8.68	52.65	32.16	7.33	32.82	6.00									316									245 PEAK	Blank
Limit	Read	Ant	Cable	Preamp	Aux	APos	TPos	Remark																																																
Freq	Level	Line	Margin	Level	Factor	Loss	Factor	Factor																																																
MHz	dBuV/m	dBuV/m	dB	dBuV	dB/m	dB	dB	dB																																																
1 2483.54	65.32	74.00	-8.68	52.65	32.16	7.33	32.82	6.00																																																
								316																																																
								245 PEAK																																																
Avg	<table border="1"> <thead> <tr> <th>Limit</th> <th>Read</th> <th>Ant</th> <th>Cable</th> <th>Preamp</th> <th>Aux</th> <th>APos</th> <th>TPos</th> <th>Remark</th> </tr> <tr> <th>Freq</th> <th>Level</th> <th>Line</th> <th>Margin</th> <th>Level</th> <th>Factor</th> <th>Loss</th> <th>Factor</th> <th>Factor</th> </tr> <tr> <th>MHz</th> <th>dBuV/m</th> <th>dBuV/m</th> <th>dB</th> <th>dBuV</th> <th>dB/m</th> <th>dB</th> <th>dB</th> <th>dB</th> </tr> </thead> <tbody> <tr> <td>1 2484.35</td> <td>48.86</td> <td>54.00</td> <td>-5.14</td> <td>36.18</td> <td>32.16</td> <td>7.33</td> <td>32.81</td> <td>6.00</td> </tr> <tr> <td></td> <td></td> <td></td> <td></td> <td></td> <td></td> <td></td> <td></td> <td>316</td> </tr> <tr> <td></td> <td></td> <td></td> <td></td> <td></td> <td></td> <td></td> <td></td> <td>245 AVERAGE</td> </tr> </tbody> </table>	Limit	Read	Ant	Cable	Preamp	Aux	APos	TPos	Remark	Freq	Level	Line	Margin	Level	Factor	Loss	Factor	Factor	MHz	dBuV/m	dBuV/m	dB	dBuV	dB/m	dB	dB	dB	1 2484.35	48.86	54.00	-5.14	36.18	32.16	7.33	32.81	6.00									316									245 AVERAGE	Blank
Limit	Read	Ant	Cable	Preamp	Aux	APos	TPos	Remark																																																
Freq	Level	Line	Margin	Level	Factor	Loss	Factor	Factor																																																
MHz	dBuV/m	dBuV/m	dB	dBuV	dB/m	dB	dB	dB																																																
1 2484.35	48.86	54.00	-5.14	36.18	32.16	7.33	32.81	6.00																																																
								316																																																
								245 AVERAGE																																																



Mode	23																																																																																																												
	Harmonic																																																																																																												
	LTE_B41_BW_20M +2400-2483.5_802.11n HT40_CH09_2452MHz																																																																																																												
ANT	SISO																																																																																																												
Pol.	Horizontal	Vertical																																																																																																											
Peak Avg																																																																																																													
	<table border="1"> <thead> <tr> <th>Limit</th> <th>Read</th> <th>Ant</th> <th>Cable</th> <th>Preamp</th> <th>Aux</th> <th>APos</th> <th>TPos</th> <th>Remark</th> </tr> <tr> <th>Freq</th> <th>Level</th> <th>Line Margin</th> <th>Level Factor</th> <th>Loss Factor</th> <th>Factor</th> <th></th> <th></th> <th></th> </tr> <tr> <th>MHz</th> <th>dBuV/m</th> <th>dBuV/m</th> <th>dB</th> <th>dBuV</th> <th>dB/m</th> <th>dB</th> <th>dB</th> <th>cm</th> <th>deg</th> </tr> </thead> <tbody> <tr> <td>1</td> <td>4904.00</td> <td>41.18</td> <td>74.00</td> <td>-32.82</td> <td>61.94</td> <td>34.14</td> <td>10.37</td> <td>65.27</td> <td>0.00</td> <td>300</td> <td>360</td> <td>PEAK</td> </tr> <tr> <td>2</td> <td>7356.00</td> <td>41.52</td> <td>74.00</td> <td>-32.48</td> <td>58.74</td> <td>35.42</td> <td>12.84</td> <td>65.48</td> <td>0.00</td> <td>300</td> <td>360</td> <td>PEAK</td> </tr> </tbody> </table>	Limit	Read	Ant	Cable	Preamp	Aux	APos	TPos	Remark	Freq	Level	Line Margin	Level Factor	Loss Factor	Factor				MHz	dBuV/m	dBuV/m	dB	dBuV	dB/m	dB	dB	cm	deg	1	4904.00	41.18	74.00	-32.82	61.94	34.14	10.37	65.27	0.00	300	360	PEAK	2	7356.00	41.52	74.00	-32.48	58.74	35.42	12.84	65.48	0.00	300	360	PEAK	<table border="1"> <thead> <tr> <th>Limit</th> <th>Read</th> <th>Ant</th> <th>Cable</th> <th>Preamp</th> <th>Aux</th> <th>APos</th> <th>TPos</th> <th>Remark</th> </tr> <tr> <th>Freq</th> <th>Level</th> <th>Line Margin</th> <th>Level Factor</th> <th>Loss Factor</th> <th>Factor</th> <th></th> <th></th> <th></th> </tr> <tr> <th>MHz</th> <th>dBuV/m</th> <th>dBuV/m</th> <th>dB</th> <th>dBuV</th> <th>dB/m</th> <th>dB</th> <th>dB</th> <th>cm</th> <th>deg</th> </tr> </thead> <tbody> <tr> <td>1</td> <td>4904.00</td> <td>41.10</td> <td>74.00</td> <td>-32.90</td> <td>61.86</td> <td>34.14</td> <td>10.37</td> <td>65.27</td> <td>0.00</td> <td>100</td> <td>360</td> <td>PEAK</td> </tr> <tr> <td>2</td> <td>7356.00</td> <td>41.09</td> <td>74.00</td> <td>-32.91</td> <td>58.31</td> <td>35.42</td> <td>12.84</td> <td>65.48</td> <td>0.00</td> <td>100</td> <td>360</td> <td>PEAK</td> </tr> </tbody> </table>	Limit	Read	Ant	Cable	Preamp	Aux	APos	TPos	Remark	Freq	Level	Line Margin	Level Factor	Loss Factor	Factor				MHz	dBuV/m	dBuV/m	dB	dBuV	dB/m	dB	dB	cm	deg	1	4904.00	41.10	74.00	-32.90	61.86	34.14	10.37	65.27	0.00	100	360	PEAK	2	7356.00	41.09	74.00	-32.91	58.31	35.42	12.84	65.48	0.00	100	360
Limit	Read	Ant	Cable	Preamp	Aux	APos	TPos	Remark																																																																																																					
Freq	Level	Line Margin	Level Factor	Loss Factor	Factor																																																																																																								
MHz	dBuV/m	dBuV/m	dB	dBuV	dB/m	dB	dB	cm	deg																																																																																																				
1	4904.00	41.18	74.00	-32.82	61.94	34.14	10.37	65.27	0.00	300	360	PEAK																																																																																																	
2	7356.00	41.52	74.00	-32.48	58.74	35.42	12.84	65.48	0.00	300	360	PEAK																																																																																																	
Limit	Read	Ant	Cable	Preamp	Aux	APos	TPos	Remark																																																																																																					
Freq	Level	Line Margin	Level Factor	Loss Factor	Factor																																																																																																								
MHz	dBuV/m	dBuV/m	dB	dBuV	dB/m	dB	dB	cm	deg																																																																																																				
1	4904.00	41.10	74.00	-32.90	61.86	34.14	10.37	65.27	0.00	100	360	PEAK																																																																																																	
2	7356.00	41.09	74.00	-32.91	58.31	35.42	12.84	65.48	0.00	100	360	PEAK																																																																																																	



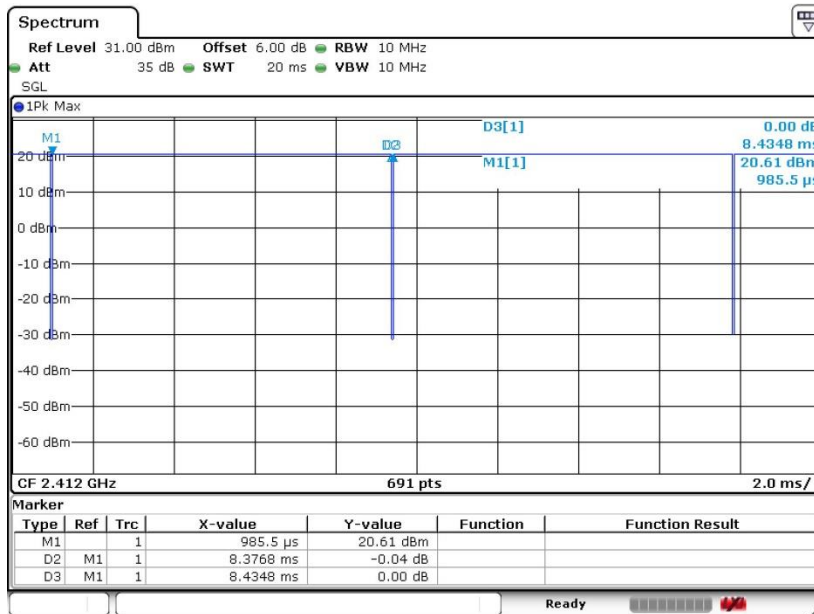
Mode	-																																																																																																																																																																									
	Emission below 1GHz																																																																																																																																																																									
	2400-2483.5_802.11n_HT40_CH09_2452MHz																																																																																																																																																																									
ANT	SISO																																																																																																																																																																									
Pol.	Horizontal	Vertical																																																																																																																																																																								
Peak QP	<p>Data: 5</p>  <table border="1"> <thead> <tr> <th>Peak #</th> <th>Freq (MHz)</th> <th>Level (dBuV/m)</th> <th>Over Limit (dB)</th> <th>Limit (dB)</th> <th>ReadAntenna Level (dBuV)</th> <th>Cable Loss Factor (dB/m)</th> <th>Preamp Loss Factor (dB)</th> <th>A/Pos (cm)</th> <th>T/Pos (deg)</th> <th>Remark</th> <th>Pol/Phas</th> </tr> </thead> <tbody> <tr><td>1</td><td>42.61</td><td>31.10</td><td>-8.90</td><td>40.00</td><td>44.47</td><td>18.12</td><td>0.91</td><td>32.40</td><td>---</td><td>Peak</td><td>HORIZONTAL</td></tr> <tr><td>2</td><td>51.34</td><td>28.47</td><td>-11.53</td><td>40.00</td><td>45.61</td><td>14.26</td><td>1.00</td><td>32.40</td><td>---</td><td>Peak</td><td>HORIZONTAL</td></tr> <tr><td>3</td><td>99.84</td><td>26.30</td><td>-17.20</td><td>43.50</td><td>41.19</td><td>16.04</td><td>1.47</td><td>32.40</td><td>---</td><td>Peak</td><td>HORIZONTAL</td></tr> <tr><td>4</td><td>183.26</td><td>29.23</td><td>-14.27</td><td>43.50</td><td>44.57</td><td>15.08</td><td>1.98</td><td>32.40</td><td>---</td><td>Peak</td><td>HORIZONTAL</td></tr> <tr><td>5</td><td>284.14</td><td>29.54</td><td>-16.46</td><td>46.00</td><td>40.54</td><td>18.99</td><td>2.41</td><td>32.40</td><td>---</td><td>Peak</td><td>HORIZONTAL</td></tr> <tr><td>6</td><td>828.31</td><td>38.39</td><td>-7.61</td><td>46.00</td><td>37.69</td><td>28.45</td><td>4.24</td><td>31.99</td><td>---</td><td>Peak</td><td>HORIZONTAL</td></tr> </tbody> </table>	Peak #	Freq (MHz)	Level (dBuV/m)	Over Limit (dB)	Limit (dB)	ReadAntenna Level (dBuV)	Cable Loss Factor (dB/m)	Preamp Loss Factor (dB)	A/Pos (cm)	T/Pos (deg)	Remark	Pol/Phas	1	42.61	31.10	-8.90	40.00	44.47	18.12	0.91	32.40	---	Peak	HORIZONTAL	2	51.34	28.47	-11.53	40.00	45.61	14.26	1.00	32.40	---	Peak	HORIZONTAL	3	99.84	26.30	-17.20	43.50	41.19	16.04	1.47	32.40	---	Peak	HORIZONTAL	4	183.26	29.23	-14.27	43.50	44.57	15.08	1.98	32.40	---	Peak	HORIZONTAL	5	284.14	29.54	-16.46	46.00	40.54	18.99	2.41	32.40	---	Peak	HORIZONTAL	6	828.31	38.39	-7.61	46.00	37.69	28.45	4.24	31.99	---	Peak	HORIZONTAL	<p>Data: 6</p>  <table border="1"> <thead> <tr> <th>Peak #</th> <th>Freq (MHz)</th> <th>Level (dBuV/m)</th> <th>Over Limit (dB)</th> <th>Limit (dB)</th> <th>ReadAntenna Level (dBuV)</th> <th>Cable Loss Factor (dB/m)</th> <th>Preamp Loss Factor (dB)</th> <th>A/Pos (cm)</th> <th>T/Pos (deg)</th> <th>Remark</th> <th>Pol/Phas</th> </tr> </thead> <tbody> <tr><td>1</td><td>41.64</td><td>30.09</td><td>-9.91</td><td>40.00</td><td>42.88</td><td>18.71</td><td>0.90</td><td>32.40</td><td>---</td><td>Peak</td><td>VERTICAL</td></tr> <tr><td>2</td><td>67.83</td><td>28.03</td><td>-11.97</td><td>40.00</td><td>44.37</td><td>14.90</td><td>1.16</td><td>32.40</td><td>---</td><td>Peak</td><td>VERTICAL</td></tr> <tr><td>3</td><td>103.72</td><td>23.44</td><td>-20.06</td><td>43.50</td><td>38.01</td><td>16.33</td><td>1.50</td><td>32.40</td><td>---</td><td>Peak</td><td>VERTICAL</td></tr> <tr><td>4</td><td>174.53</td><td>25.77</td><td>-17.73</td><td>43.50</td><td>40.75</td><td>15.50</td><td>1.92</td><td>32.40</td><td>---</td><td>Peak</td><td>VERTICAL</td></tr> <tr><td>5</td><td>608.12</td><td>28.42</td><td>-17.58</td><td>46.00</td><td>30.94</td><td>26.23</td><td>3.65</td><td>32.40</td><td>---</td><td>Peak</td><td>VERTICAL</td></tr> <tr><td>6</td><td>889.42</td><td>38.29</td><td>-7.71</td><td>46.00</td><td>36.44</td><td>28.99</td><td>4.44</td><td>31.58</td><td>---</td><td>Peak</td><td>VERTICAL</td></tr> </tbody> </table>	Peak #	Freq (MHz)	Level (dBuV/m)	Over Limit (dB)	Limit (dB)	ReadAntenna Level (dBuV)	Cable Loss Factor (dB/m)	Preamp Loss Factor (dB)	A/Pos (cm)	T/Pos (deg)	Remark	Pol/Phas	1	41.64	30.09	-9.91	40.00	42.88	18.71	0.90	32.40	---	Peak	VERTICAL	2	67.83	28.03	-11.97	40.00	44.37	14.90	1.16	32.40	---	Peak	VERTICAL	3	103.72	23.44	-20.06	43.50	38.01	16.33	1.50	32.40	---	Peak	VERTICAL	4	174.53	25.77	-17.73	43.50	40.75	15.50	1.92	32.40	---	Peak	VERTICAL	5	608.12	28.42	-17.58	46.00	30.94	26.23	3.65	32.40	---	Peak	VERTICAL	6	889.42	38.29	-7.71	46.00	36.44	28.99	4.44	31.58	---	Peak	VERTICAL
Peak #	Freq (MHz)	Level (dBuV/m)	Over Limit (dB)	Limit (dB)	ReadAntenna Level (dBuV)	Cable Loss Factor (dB/m)	Preamp Loss Factor (dB)	A/Pos (cm)	T/Pos (deg)	Remark	Pol/Phas																																																																																																																																																															
1	42.61	31.10	-8.90	40.00	44.47	18.12	0.91	32.40	---	Peak	HORIZONTAL																																																																																																																																																															
2	51.34	28.47	-11.53	40.00	45.61	14.26	1.00	32.40	---	Peak	HORIZONTAL																																																																																																																																																															
3	99.84	26.30	-17.20	43.50	41.19	16.04	1.47	32.40	---	Peak	HORIZONTAL																																																																																																																																																															
4	183.26	29.23	-14.27	43.50	44.57	15.08	1.98	32.40	---	Peak	HORIZONTAL																																																																																																																																																															
5	284.14	29.54	-16.46	46.00	40.54	18.99	2.41	32.40	---	Peak	HORIZONTAL																																																																																																																																																															
6	828.31	38.39	-7.61	46.00	37.69	28.45	4.24	31.99	---	Peak	HORIZONTAL																																																																																																																																																															
Peak #	Freq (MHz)	Level (dBuV/m)	Over Limit (dB)	Limit (dB)	ReadAntenna Level (dBuV)	Cable Loss Factor (dB/m)	Preamp Loss Factor (dB)	A/Pos (cm)	T/Pos (deg)	Remark	Pol/Phas																																																																																																																																																															
1	41.64	30.09	-9.91	40.00	42.88	18.71	0.90	32.40	---	Peak	VERTICAL																																																																																																																																																															
2	67.83	28.03	-11.97	40.00	44.37	14.90	1.16	32.40	---	Peak	VERTICAL																																																																																																																																																															
3	103.72	23.44	-20.06	43.50	38.01	16.33	1.50	32.40	---	Peak	VERTICAL																																																																																																																																																															
4	174.53	25.77	-17.73	43.50	40.75	15.50	1.92	32.40	---	Peak	VERTICAL																																																																																																																																																															
5	608.12	28.42	-17.58	46.00	30.94	26.23	3.65	32.40	---	Peak	VERTICAL																																																																																																																																																															
6	889.42	38.29	-7.71	46.00	36.44	28.99	4.44	31.58	---	Peak	VERTICAL																																																																																																																																																															



Appendix B. Duty Cycle Plots

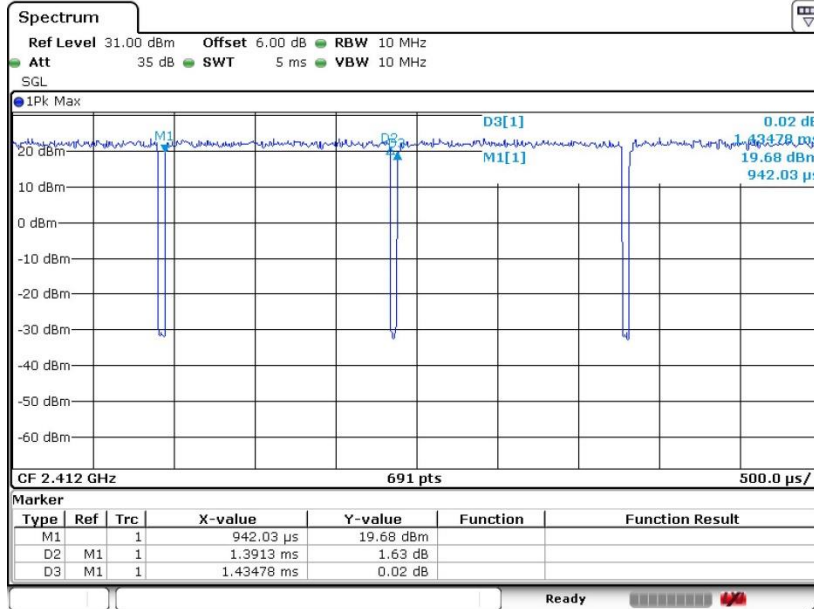
Band	Duty Cycle(%)	T(ms)	1/T(kHz)	VBW Setting
802.11b	99.31	-	-	10Hz
802.11g	96.97	1.391	0.719	0.75KHz
802.11n HT20	96.76	1.297	0.771	0.82KHz
802.11n HT40	100	-	-	10Hz

802.11b

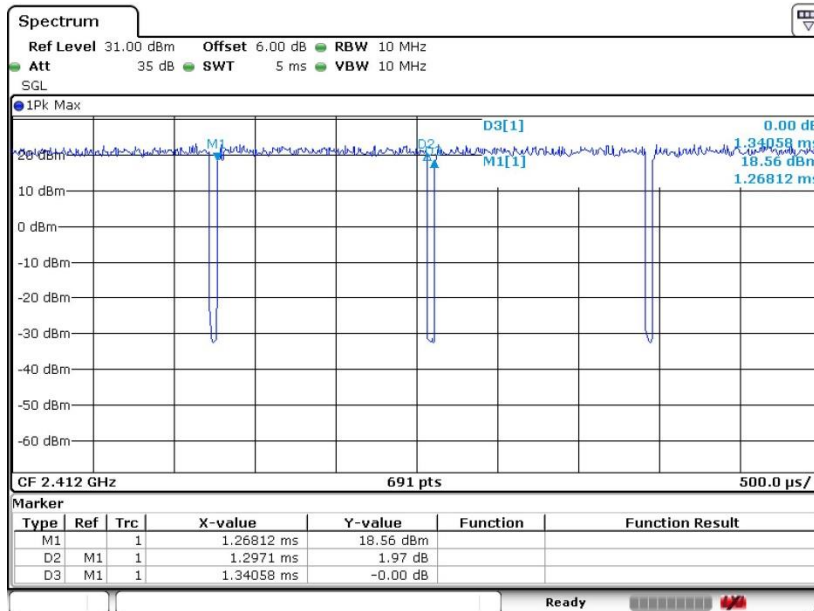




802.11g



802.11n HT20





Appendix D. Reference Report

Please refer to Sporton report number FR282501C which is issued separately.