



FCC RF Test Report

APPLICANT : Motorola Mobility LLC
EQUIPMENT : Mobile Cellular Phone
BRAND NAME : Motorola
MODEL NAME : XT2333-3
FCC ID : IHDT56AH8
STANDARD : FCC Part 15 Subpart C §15.247
CLASSIFICATION : (DTS) Digital Transmission System
TEST DATE(S) : Nov. 01, 2022 ~ Nov. 02, 2022

We, Sporton International Inc. (Kunshan), would like to declare that the tested sample has been evaluated in accordance with the test procedures and has been in compliance with the applicable technical standards.

The test results in this report apply exclusively to the tested model / sample. Without written approval of Sporton International Inc. (Kunshan), the test report shall not be reproduced except in full.

Jason Jia



Approved by: Jason Jia

Sporton International Inc. (Kunshan)

**No. 1098, Pengxi North Road, Kunshan Economic Development Zone Jiangsu Province 215300
People's Republic of China**



TABLE OF CONTENTS

REVISION HISTORY..... 3

SUMMARY OF TEST RESULT 4

1 GENERAL DESCRIPTION..... 5

 1.1 Applicant 5

 1.2 Manufacturer 5

 1.3 Product Feature of Equipment Under Test..... 5

 1.4 Product Specification of Equipment Under Test..... 5

 1.5 Modification of EUT 5

 1.6 Specification of Accessory 6

 1.7 Testing Location 7

 1.8 Test Software 7

 1.9 Applicable Standards 7

2 RE-USE OF MEASURED DATA..... 8

 2.1 Introduction Section 8

 2.2 Model Difference Information 8

 2.3 Reference detail Section: 8

 2.4 Spot Check Verification Data Section..... 9

3 TEST CONFIGURATION OF EQUIPMENT UNDER TEST..... 10

 3.1 Carrier Frequency Channel 10

 3.2 Test Mode 11

 3.3 Connection Diagram of Test System 12

 3.4 EUT Operation Test Setup 12

4 TEST RESULT 13

 4.1 Output Power Measurement..... 13

 4.2 Radiated Band Edges and Spurious Emission Measurement 14

 4.3 Antenna Requirements 18

5 LIST OF MEASURING EQUIPMENT 19

6 UNCERTAINTY OF EVALUATION..... 20

APPENDIX A. RADIATED SPURIOUS EMISSION

APPENDIX B. DUTY CYCLE PLOTS

APPENDIX C. SETUP PHOTOGRAPHS

APPENDIX D. REFERENCE REPORT



SUMMARY OF TEST RESULT

Report Section	FCC Rule	Description	Limit	Result	Remark
4.1	15.247(b)(3)	Peak Output Power	≤ 30dBm	Pass	-
4.2	15.247(d)	Radiated Band Edges and Spurious Emission	15.209(a) & 15.247(d)	Pass	Under limit 4.81 dB at 46.490 MHz
4.3	15.203 & 15.247(b)	Antenna Requirement	15.203 & 15.247(b)	Pass	-

Declaration of Conformity:

The test results with all measurement uncertainty excluded are presented in accordance with the regulation limits or requirements declared by manufacturers.

Comments and Explanations:

The declared of product specification for EUT presented in the report are provided by the manufacturer, and the manufacturer takes all the responsibilities for the accuracy of product specification.



1 General Description

1.1 Applicant

Motorola Mobility LLC
222 W,Merchandise Mart Plaza, Chicago IL 60654 USA

1.2 Manufacturer

Motorola Mobility LLC
222 W,Merchandise Mart Plaza, Chicago IL 60654 USA

1.3 Product Feature of Equipment Under Test

Product Feature	
Equipment	Mobile Cellular Phone
Brand Name	Motorola
Model Name	XT2333-3
FCC ID	IHDT56AH8
IMEI Code	Radiation: 357758180024350/357758180024368 357758180029813/357758180029821
HW Version	DVT2
SW Version	THA33.23
EUT Stage	Identical Prototype

Remark: The above EUT's information was declared by manufacturer. Please refer to the specifications or user's manual for more detailed description.

1.4 Product Specification of Equipment Under Test

Standards-related Product Specification	
Tx/Rx Frequency Range	2402 MHz ~ 2480 MHz
Number of Channels	40
Carrier Frequency of Each Channel	40 Channel(37 hopping + 3 advertising channel)
Antenna Type / Gain	IFA Antenna with gain -1.8 dBi
Type of Modulation	Bluetooth LE : GFSK

1.5 Modification of EUT

No modifications are made to the EUT during all test items.



1.6 Specification of Accessory

Accessories Information				
AC Adapter 1(US)	Brand Name	Motorola(Salcomp)	Model Name	MC-331
AC Adapter 1(EU)	Brand Name	Motorola(Salcomp)	Model Name	MC-332
AC Adapter 1(UK)	Brand Name	Motorola(Salcomp)	Model Name	MC-333
AC Adapter 1(IN)	Brand Name	Motorola(Salcomp)	Model Name	MC-334
AC Adapter 1(AU)	Brand Name	Motorola(Salcomp)	Model Name	MC-335
AC Adapter 1(BR)	Brand Name	Motorola(Salcomp)	Model Name	MC-337
AC Adapter 1(CHILE)	Brand Name	Motorola(Salcomp)	Model Name	MC-339
AC Adapter 2(US)	Brand Name	Motorola(Chenyang)	Model Name	MC-331
AC Adapter 2(EU)	Brand Name	Motorola(Chenyang)	Model Name	MC-332
AC Adapter 2(AU)	Brand Name	Motorola(Chenyang)	Model Name	MC-335
AC Adapter 2(AR)	Brand Name	Motorola(Chenyang)	Model Name	MC-336
AC Adapter 2(BR)	Brand Name	Motorola(Chenyang)	Model Name	MC-337
AC Adapter 2(PRC)	Brand Name	Motorola(Chenyang)	Model Name	MC-338
AC Adapter 3(US)	Brand Name	Motorola(Acbel)	Model Name	MC-331
AC Adapter 3(EU)	Brand Name	Motorola(Acbel)	Model Name	MC-332
AC Adapter 3(UK)	Brand Name	Motorola(Acbel)	Model Name	MC-333
Battery 1	Brand Name	Motorola(ATL)	Model Name	PH50
Battery 2	Brand Name	Motorola(SUNWODA)	Model Name	PH50
Earphone 1	Brand Name	Motorola(Xinlide)	Model Name	MH202
Earphone 2	Brand Name	Motorola(Lianyun)	Model Name	MH202
USB Cable 1	Brand Name	Motorola(KingPower)	Model Name	K235-08074-H0
USB Cable 2	Brand Name	Motorola(Broad)	Model Name	HO0003
USB Cable 3	Brand Name	Motorola(KINGHOME)	Model Name	5G data cable



1.7 Testing Location

Sporton International Inc. (Kunshan) is accredited to ISO/IEC 17025:2017 by American Association for Laboratory Accreditation with Certificate Number 5145.02.

Test Firm	Sporton International Inc. (Kunshan)		
Test Site Location	No. 1098, Pengxi North Road, Kunshan Economic Development Zone Jiangsu Province 215300 People’s Republic of China TEL : +86-512-57900158 FAX : +86-512-57900958		
Test Site No.	Sporton Site No.	FCC Designation No.	FCC Test Firm Registration No.
	03CH08-KS TH01-KS	CN1257	314309

1.8 Test Software

Item	Site	Manufacturer	Name	Version
1.	03CH08-KS	AUDIX	E3	6.2009-8-24al

1.9 Applicable Standards

According to the specifications of the manufacturer, the EUT must comply with the requirements of the following standards:

- ♦ 47 CFR Part 15 Subpart C §15.247
- ♦ FCC KDB 558074 D01 15.247 Meas Guidance v05r02
- ♦ ANSI C63.10-2013

Remark:

1. All test items were verified and recorded according to the standards and without any deviation during the test.
2. This EUT has also been tested and complied with the requirements of FCC Part 15, Subpart B, recorded in a separate test report.



2 Re-use of Measured Data

2.1 Introduction Section

This application re-uses data collected on a similar device. The subject device of this application (Model: XT2333-3, FCC ID: IHDT56AH8) is electrically identical to the reference device (Model: XT2331-1, XT2333-1, FCC ID: IHDT56AH6) for the portions of the circuitry corresponding to the data being re-used. Based on their similarity, the FCC Part 15C (equipment class: DTS) reuse the original model's result and do spot-check, following the FCC KDB 484596 D01 v01.

The applicant takes full responsibility that the test data as referenced in this report represent compliance for this FCC ID: IHDT56AH8 .

2.2 Model Difference Information

The main difference between FCC ID: IHDT56AH6 and FCC ID: IHDT56AH8 is as below:

- Remove WCDMA Band IV and LTE Band 4/13/26/66.
- Add NFC function and LTE Band 20/41.

Other differences and all the details of similarity and difference can be found in the confidential documents (XT2333-3_Operational Description of Product Equality Declaration).

2.3 Reference detail Section:

Rule Part	Equipment Class	Frequency Band (MHz)	Reference FCC ID(Parent)	Type Grant/ Permissive Change	Reference Title	FCC ID Filling (Variant)	Report Title/Section
15C	DTS (BLE)	2400~2483.5	IHDT56AH6	Original Grant	FR282501B	IHDT56AH8	All sections applicable except for RSE



2.4 Spot Check Verification Data Section

Conducted power test against the variant model based on the worst-case condition from the original model was performed in this filing to demonstrate the test data from original model remains representative for the variant model

Summary for power spot check for each rule entry and technology is listed as below:

Test Item	Mode	IHDT56AH6 Parent Worst Result	IHDT56AE8 Variant Check Result	Difference (dB)
Conducted Power (dBm)	BLE 1M	2.13	2.04	0.09
	BLE 2M	2.14	2.05	0.09

Conclusion:

Conducted Power test against the variant model based on the worst-case condition from the original model was performed in this filing to demonstrate the test data from original model remains representative for the variant model.

Based on the spot check test result, the test data from the original model is representative for the variant model. The power level spot check are shown within expected level compliant to limit line.

We confirm that the test data reuse policy of FCC KDB 484596 D01 Referencing Test Data v01 has been followed and the test data as referenced from the parent model report represents compliance with new FCC ID.



3 Test Configuration of Equipment Under Test

3.1 Carrier Frequency Channel

Frequency Band	Channel	Freq. (MHz)	Channel	Freq. (MHz)
2400-2483.5 MHz	0	2402	21	2444
	1	2404	22	2446
	2	2406	23	2448
	3	2408	24	2450
	4	2410	25	2452
	5	2412	26	2454
	6	2414	27	2456
	7	2416	28	2458
	8	2418	29	2460
	9	2420	30	2462
	10	2422	31	2464
	11	2424	32	2466
	12	2426	33	2468
	13	2428	34	2470
	14	2430	35	2472
	15	2432	36	2474
	16	2434	37	2476
	17	2436	38	2478
	18	2438	39	2480
	19	2440	-	-
20	2442	-	-	



3.2 Test Mode

- a. The EUT has been associated with peripherals and configuration operated in a manner tended to maximize its emission characteristics in a typical application. Frequency range investigated: radiation emission (9 kHz to the 10th harmonic of the highest fundamental frequency or to 40 GHz, whichever is lower). For radiated measurement, pre-scanned in three orthogonal panels, X, Y, Z. The worst cases (X plane) were recorded in this report.

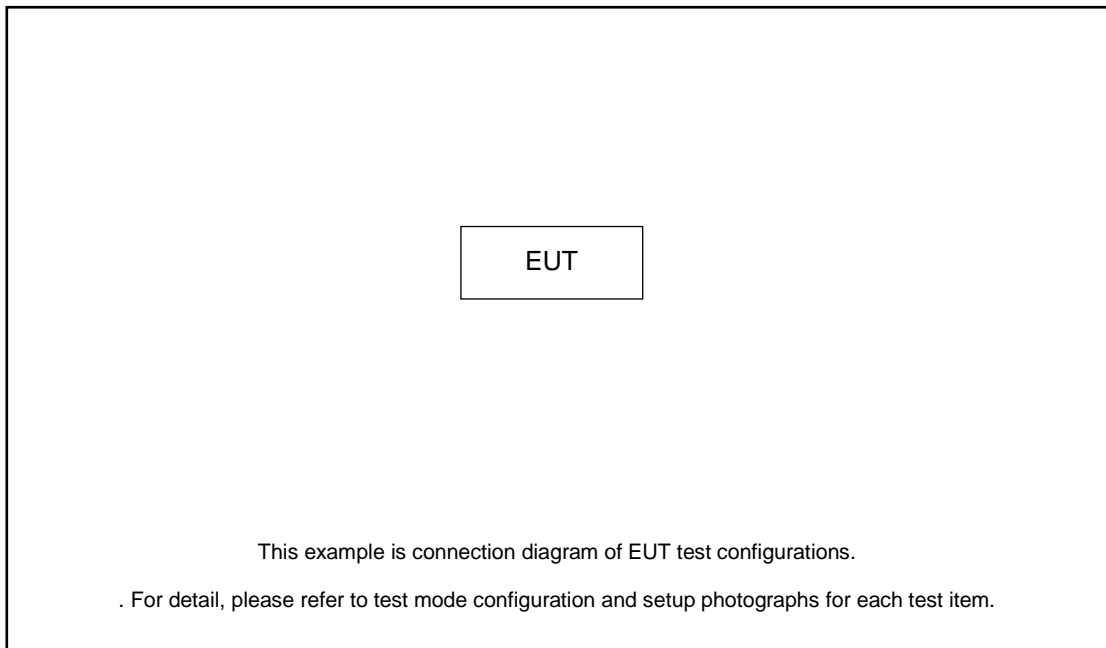
The following summary table is showing all test modes to demonstrate in compliance with the standard.

Summary table of Test Cases	
Test Item	Data Rate / Modulation
	Bluetooth LE / GFSK
Radiated TCs	As Appendix A.

Simultaneous transmission
BLE 2Mbps CH39 Tx + LTE Band 41 BW 20M Link

3.3 Connection Diagram of Test System

Radiated Emission:



3.4 EUT Operation Test Setup

For BLE function, the engineering test program was provided and enabled to make EUT continuous transmit.

4 Test Result

4.1 Output Power Measurement

4.1.1 Limit of Output Power

For systems using digital modulation in the 2400-2483.5MHz, the limit for peak output power is 30dBm. If transmitting antenna of directional gain greater than 6dBi is used, the peak output power from the intentional radiator shall be reduced below the above stated value by the amount in dB that the directional gain of the antenna exceeds 6 dBi. In case of point-to-point operation, the limit has to be reduced by 1dB for every 3dB that the directional gain of the antenna exceeds 6dBi.

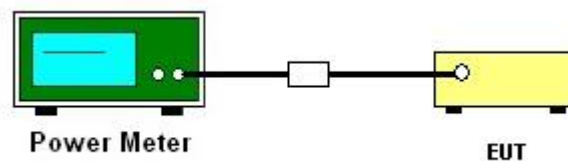
4.1.2 Measuring Instruments

The section 4.0 of List of Measuring Equipment of this test report is used for test.

4.1.3 Test Procedures

1. The testing follows the Measurement Procedure of ANSI C63.10-2013 clause 11.9.1.3 PKPM1 Peak power meter or ANSI C63.10-2013 clause 11.9.2.3.1 Method AVGPM method.
2. The RF output of EUT was connected to the power meter by RF cable and attenuator. The path loss was compensated to the results for each measurement.
3. Set to the maximum power setting and enable the EUT transmit continuously.
4. Measure the conducted output power and record the results in the test report.

4.1.4 Test Setup



4.1.5 Test Result of Peak Output Power

Please refer to Spot Check Verification Data Section.



4.2 Radiated Band Edges and Spurious Emission Measurement

4.2.1 Limit of Radiated Band Edges and Spurious Emission

In any 100 kHz bandwidth outside the intentional radiator frequency band, all harmonics/spurious must be at least 20 dB below the highest emission level within the authorized band. If the output power of this device was measured by spectrum analyzer, the attenuation under this paragraph shall be 30 dB instead of 20 dB. In addition, radiated emissions which fall in the restricted bands must also comply with the limits as below.

Frequency (MHz)	Field Strength (microvolts/meter)	Measurement Distance (meters)
0.009 – 0.490	2400/F(kHz)	300
0.490 – 1.705	24000/F(kHz)	30
1.705 – 30.0	30	30
30 – 88	100	3
88 – 216	150	3
216 - 960	200	3
Above 960	500	3

4.2.2 Measuring Instruments

The section 4.0 of List of Measuring Equipment of this test report is used for test.

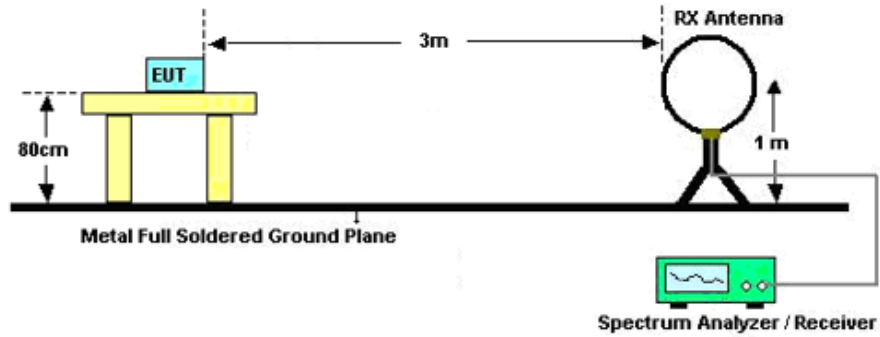


4.2.3 Test Procedures

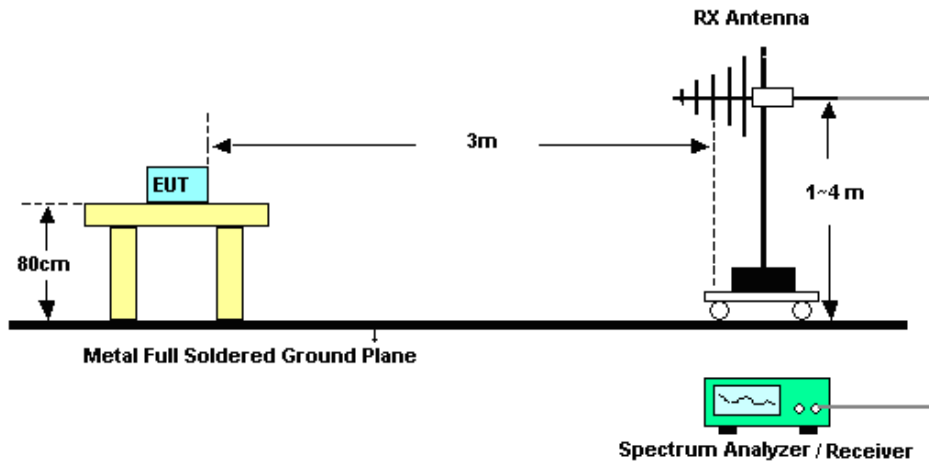
1. The testing follows ANSI C63.10-2013 clause 11.11 & 11.12
2. The EUT was arranged to its worst case and then tune the antenna tower (from 1 m to 4 m) and turntable (from 0 degree to 360 degrees) to find the maximum reading. A pre-amp and a high pass filter are used for the test in order to get better signal level.
3. The EUT was placed on a turntable with 0.8 meter for frequency below 1GHz and 1.5 meter for frequency above 1GHz respectively above ground.
4. The EUT was set 3 meters from the interference receiving antenna, which was mounted on the top of a variable height antenna tower.
5. Corrected Reading: Antenna Factor + Cable Loss + Read Level - Preamp Factor = Level
6. For testing below 1GHz, if the emission level of the EUT in peak mode was 3 dB lower than the limit specified, then peak values of EUT will be reported, otherwise, the emissions will be repeated one by one using the CISPR quasi-peak method and reported.
7. For testing above 1GHz, the emission level of the EUT in peak mode was 20dB lower than peak limit (that means the emission level in average mode also complies with the limit in average mode), then peak values of EUT will be reported, otherwise, the emissions will be measured in average mode again and reported.
8. Use the following spectrum analyzer settings:
 - (1) Span shall wide enough to fully capture the emission being measured;
 - (2) Set RBW=100 kHz for $f < 1$ GHz; $VBW \geq RBW$; Sweep = auto; Detector function = peak; Trace = max hold;
 - (3) Set RBW = 1 MHz, VBW= 3MHz for $f \geq 1$ GHz for peak measurement.
For average measurement:
 - $VBW = 10$ Hz, when duty cycle is no less than 98 percent.
 - $VBW \geq 1/T$, when duty cycle is less than 98 percent where T is the minimum transmission duration over which the transmitter is on and is transmitting at its maximum power control level for the tested mode of operation.

4.2.4 Test Setup

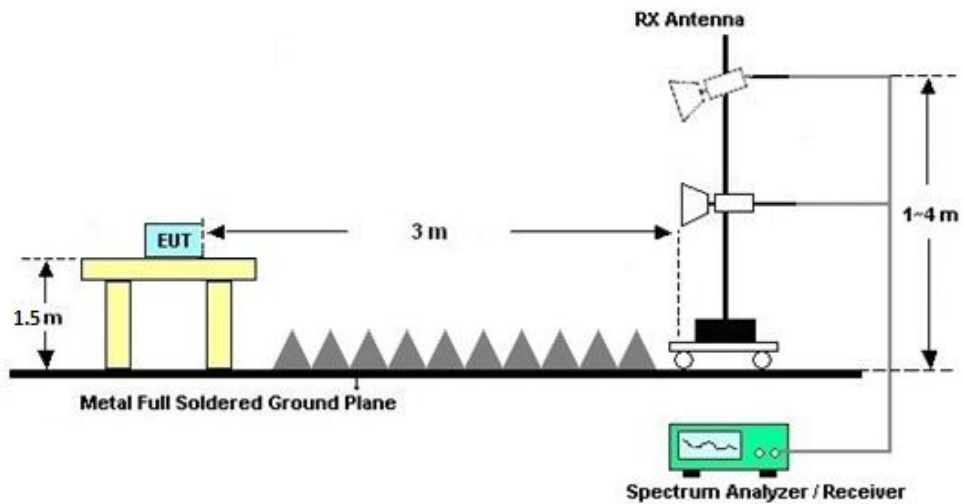
For radiated emissions below 30MHz



For radiated emissions from 30MHz to 1GHz



For radiated emissions above 1GHz





4.2.5 Test Results of Radiated Spurious Emissions (9 kHz ~ 30 MHz)

The low frequency, which started from 9 kHz to 30MHz, was pre-scanned and the result which was 20dB lower than the limit line was not reported.

There is a comparison data of both open-field test site and semi-Anechoic chamber, and the result came out very similar.

4.2.6 Test Result of Radiated Spurious at Band Edges

Please refer to Appendix A.

4.2.7 Duty Cycle

Please refer to Appendix B.

4.2.8 Test Result of Radiated Spurious Emission (30MHz ~ 10th Harmonic or 40GHz, whichever is lower)

Please refer to Appendix A.



4.3 Antenna Requirements

4.3.1 Standard Applicable

If directional gain of transmitting antennas is greater than 6dBi, the power shall be reduced by the same level in dB comparing to gain minus 6dBi. The use of a permanently attached antenna or of an antenna that uses a unique coupling to the intentional radiator shall be considered sufficient to comply with the rule.

4.3.2 Antenna Anti-Replacement Construction

An embedded-in antenna design is used.

4.3.3 Antenna Gain

The antenna peak gain of EUT is less than 6 dBi. Therefore, it is not necessary to reduce maximum peak output power limit.



5 List of Measuring Equipment

Instrument	Manufacturer	Model No.	Serial No.	Characteristics	Calibration Date	Test Date	Due Date	Remark
Pulse Power Sensor	Anritsu	MA2411B	0917070	300MHz~40GHz	Jan. 05, 2022	Nov. 02, 2022	Jan. 04, 2023	Conducted (TH01-KS)
Power Meter	Anritsu	ML2495A	1005002	50MHz Bandwidth	Jan. 05, 2022	Nov. 02, 2022	Jan. 04, 2023	Conducted (TH01-KS)
EMI Test Receiver	Keysight	N9038A	MY57290151	3Hz~8.5GHz;Max 30dBm	Jul. 11, 2022	Nov. 01, 2022	Jul. 10, 2023	Radiation (03CH08-KS)
Spectrum Analyzer	R&S	FSV40	101932	10kHz~40GHz;Max 30dBm	Oct. 12, 2022	Nov. 01, 2022	Oct. 11, 2023	Radiation (03CH08-KS)
Loop Antenna	R&S	HFH2-Z2	100321	9kHz~30MHz	Oct. 16, 2022	Nov. 01, 2022	Oct. 15, 2023	Radiation (03CH08-KS)
Bilog Antenna	TESEQ& VGT	CBL 61110	59915	30MHz-1GHz	Aug. 26, 2022	Nov. 01, 2022	Aug. 25, 2023	Radiation (03CH08-KS)
Double Ridge Horn Antenna	ETS-Lindgren	3117	00240138	1GHz~18GHz	Jul. 08, 2022	Nov. 01, 2022	Jul. 07, 2023	Radiation (03CH08-KS)
high gain Amplifier	EM	EM01G18GA	060845	1Ghz-18Ghz	Jan. 05, 2022	Nov. 01, 2022	Jan. 04, 2023	Radiation (03CH08-KS)
SHF-EHF Horn	Com-power	AH-840	101070	18GHz~40GHz	Jan. 05, 2022	Nov. 01, 2022	Jan. 04, 2023	Radiation (03CH08-KS)
Amplifier	SONOMA	310N	413741	9KHz-1GHz	Jan. 05, 2022	Nov. 01, 2022	Jan. 04, 2023	Radiation (03CH08-KS)
Amplifier	EM	EM01G18GA	060834	1Ghz-18Ghz	Jan. 05, 2022	Nov. 01, 2022	Jan. 04, 2023	Radiation (03CH08-KS)
Amplifier	MITEQ	EM18G40GG A	060728	18~40GHz	Jan. 05, 2022	Nov. 01, 2022	Jan. 04, 2023	Radiation (03CH08-KS)
AC Power Source	Chroma	61601	616010002473	N/A	NCR	Nov. 01, 2022	NCR	Radiation (03CH08-KS)
Turn Table	EM	EM 1000-T	N/A	0~360 degree	NCR	Nov. 01, 2022	NCR	Radiation (03CH08-KS)
Antenna Mast	EM	EM 1000-A	N/A	1 m~4 m	NCR	Nov. 01, 2022	NCR	Radiation (03CH08-KS)

NCR: No Calibration Required



6 Uncertainty of Evaluation

The measurement uncertainties shown below were calculated in accordance with the requirements of ANSI 63.10-2013. All the measurement uncertainty value were shown with a coverage K=2 to indicate 95% level of confidence. The measurement data show herein meets or exceeds the CISPR measurement uncertainty values specified in CISPR 16-4-2 and can be compared directly to specified limit to determine compliance.

Uncertainty of Conducted Measurement

Test Item	Uncertainty
Conducted Power	±0.46 dB

Uncertainty of Radiated Emission Measurement (30 MHz ~ 1000 MHz)

Measuring Uncertainty for a Level of Confidence of 95% (U = 2Uc(y))	5.0 dB
---	--------

Uncertainty of Radiated Emission Measurement (1000 MHz ~ 18000 MHz)

Measuring Uncertainty for a Level of Confidence of 95% (U = 2Uc(y))	5.0 dB
---	--------

Uncertainty of Radiated Emission Measurement (18000 MHz ~ 40000 MHz)

Measuring Uncertainty for a Level of Confidence of 95% (U = 2Uc(y))	5.0 dB
---	--------

----- THE END -----



Appendix A. Radiated Spurious Emission

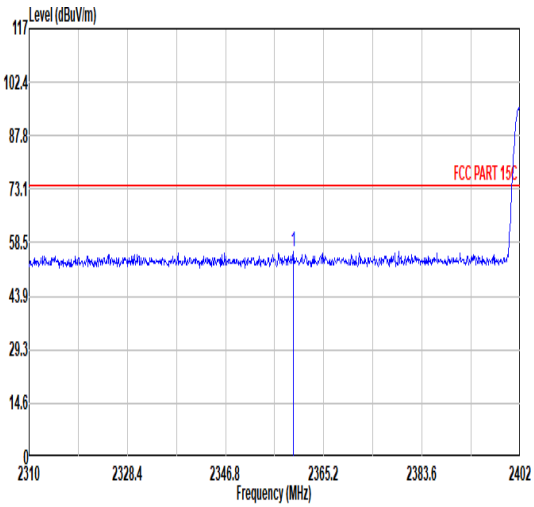
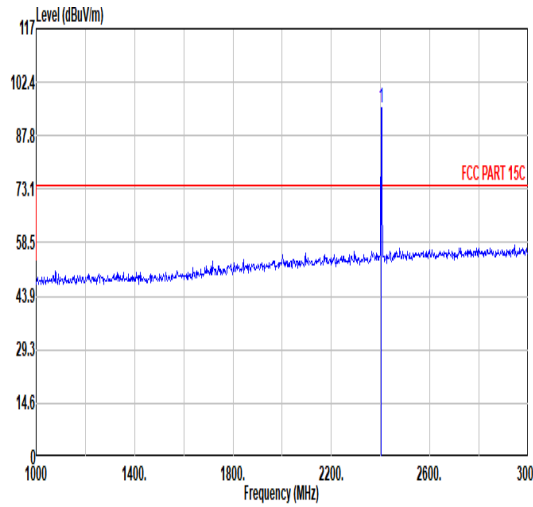
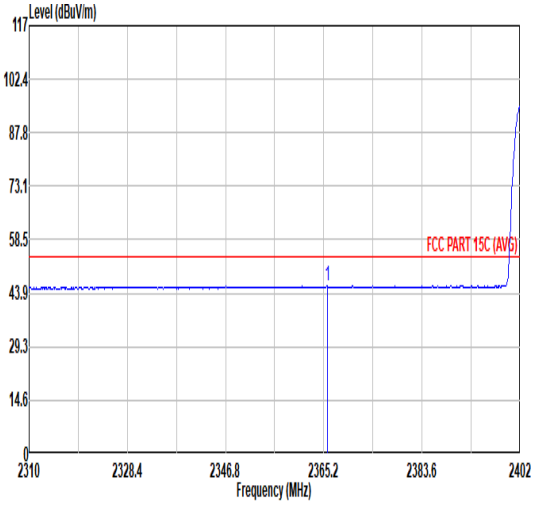
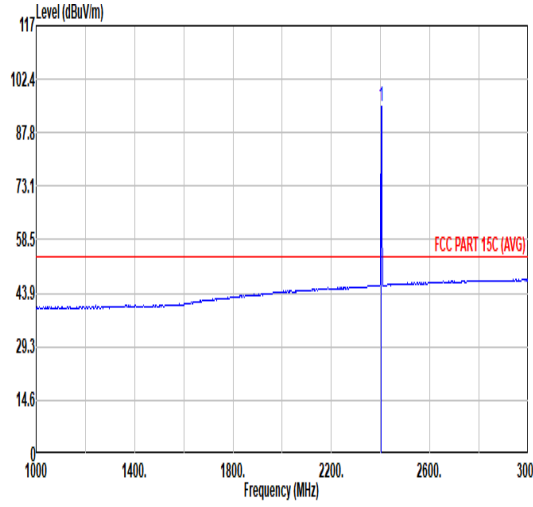
Radiated Spurious Emission Test Modes

Mode	Band (MHz)	Antenna	Modulation	Channel	Frequency	Data Rate	RU	Remark
Mode 4	2400-2483.5	SISO	Bluetooth-LE_GSKF	00	2402	1Mbps	-	-
Mode 5	2400-2483.5	SISO	Bluetooth-LE_GSKF	19	2440	1Mbps	-	-
Mode 6	2400-2483.5	SISO	Bluetooth-LE_GSKF	39	2480	1Mbps	-	-
Mode 7	2400-2483.5	SISO	Bluetooth-LE_GSKF	00	2402	2Mbps	-	-
Mode 8	2400-2483.5	SISO	Bluetooth-LE_GSKF	19	2440	2Mbps	-	-
Mode 9	2400-2483.5	SISO	Bluetooth-LE_GSKF	39	2480	2Mbps	-	-
Mode 22	-	SISO	LTE_B41_BW_20M + Bluetooth LE_2Mbps_GSKF	-	-	-	-	-

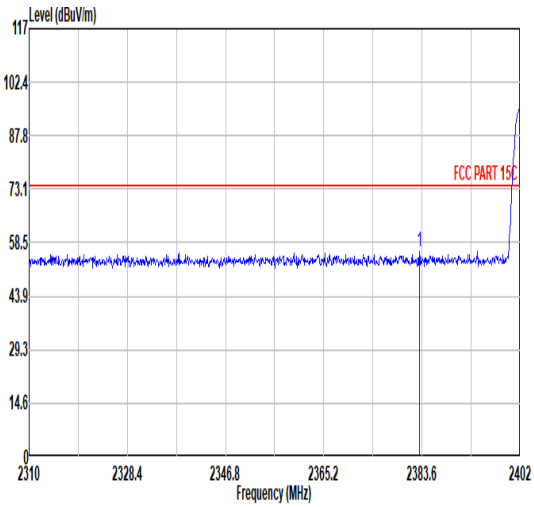
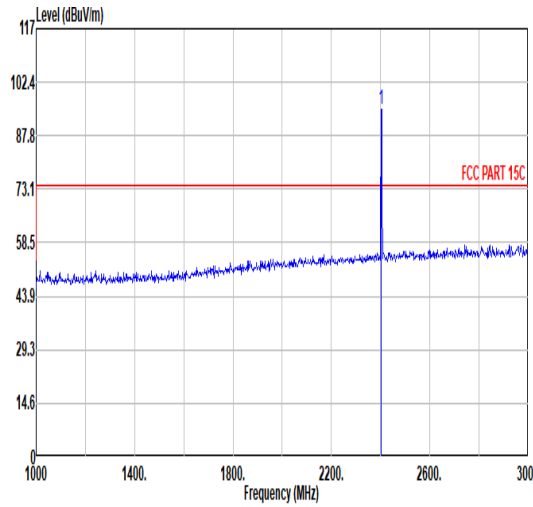
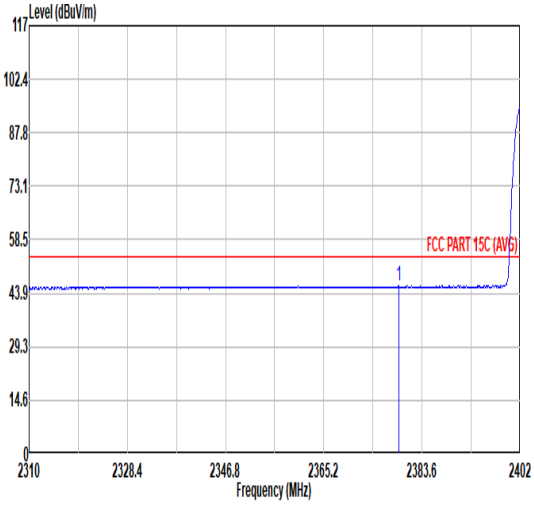
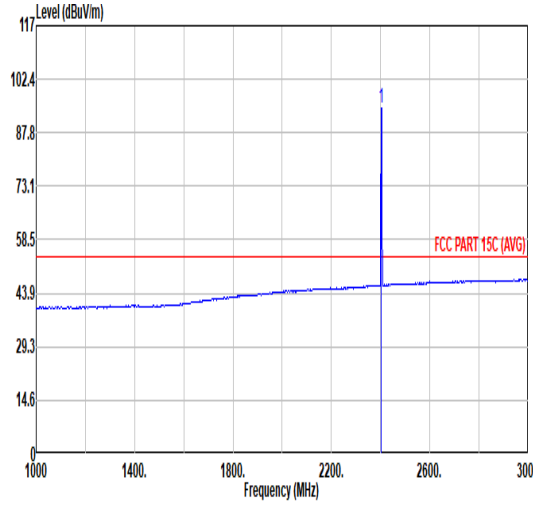
Summary of each worse mode

Mode	Modulation	Ch.	Freq. (MHz)	Level (dBuV/m)	Limit (dBuV/m)	Margin (dB)	Pol.	Peak Avg.	Result	Remark
4	Bluetooth-LE_GSKF	00	2379.28	45.79	54.00	-8.21	V	AVERAGE	Pass	Band Edge
5	Bluetooth-LE_GSKF	19	7320.00	43.14	74.00	-30.86	H	PEAK	Pass	Harmonic
6	Bluetooth-LE_GSKF	39	2483.50	46.48	54.00	-7.52	V	AVERAGE	Pass	Band Edge
7	Bluetooth-LE_GSKF	00	2388.75	46.22	54.00	-7.78	H	AVERAGE	Pass	Band Edge
8	Bluetooth-LE_GSKF	19	7320.00	43.06	74.00	-30.94	V	PEAK	Pass	Harmonic
9	Bluetooth-LE_GSKF	39	2483.50	49.09	54.00	-4.91	V	AVERAGE	Pass	Band Edge
22	Bluetooth-LE_GSKF	39	2483.50	48.03	54.00	-5.97	V	AVERAGE	Pass	Band Edge



Mode	4																																																																																			
	Band Edge																																																																																			
	2400-2483.5_Bluetooth-LE_GSKF_CH00_2402MHz																																																																																			
ANT	SISO																																																																																			
Pol.	Horizontal	Fundamental																																																																																		
Peak	 <table border="1" data-bbox="263 1176 774 1310"> <thead> <tr> <th>Limit</th> <th>Read</th> <th>Ant</th> <th>Cable</th> <th>Preamp</th> <th>Aux</th> <th>APos</th> <th>TPos</th> <th>Remark</th> </tr> <tr> <th>Freq</th> <th>Level</th> <th>Line Margin</th> <th>Level Factor</th> <th>Loss Factor</th> <th>Factor</th> <th>Factor</th> <th>Factor</th> <th></th> </tr> <tr> <th>MHz</th> <th>dBuV/m</th> <th>dBuV/m</th> <th>dB</th> <th>dBuV</th> <th>dB/m</th> <th>dB</th> <th>dB</th> <th>cm</th> <th>deg</th> </tr> </thead> <tbody> <tr> <td>1</td> <td>2359.50</td> <td>56.09</td> <td>74.00</td> <td>-17.91</td> <td>43.95</td> <td>31.90</td> <td>7.12</td> <td>32.88</td> <td>6.00</td> <td>134</td> <td>296</td> <td>PEAK</td> </tr> </tbody> </table>	Limit	Read	Ant	Cable	Preamp	Aux	APos	TPos	Remark	Freq	Level	Line Margin	Level Factor	Loss Factor	Factor	Factor	Factor		MHz	dBuV/m	dBuV/m	dB	dBuV	dB/m	dB	dB	cm	deg	1	2359.50	56.09	74.00	-17.91	43.95	31.90	7.12	32.88	6.00	134	296	PEAK	 <table border="1" data-bbox="901 1176 1412 1310"> <thead> <tr> <th>Limit</th> <th>Read</th> <th>Ant</th> <th>Cable</th> <th>Preamp</th> <th>Aux</th> <th>APos</th> <th>TPos</th> <th>Remark</th> </tr> <tr> <th>Freq</th> <th>Level</th> <th>Line Margin</th> <th>Level Factor</th> <th>Loss Factor</th> <th>Factor</th> <th>Factor</th> <th>Factor</th> <th></th> </tr> <tr> <th>MHz</th> <th>dBuV/m</th> <th>dBuV/m</th> <th>dB</th> <th>dBuV</th> <th>dB/m</th> <th>dB</th> <th>dB</th> <th>cm</th> <th>deg</th> </tr> </thead> <tbody> <tr> <td>1</td> <td>2402.00</td> <td>95.40</td> <td>-----</td> <td>-----</td> <td>83.05</td> <td>32.00</td> <td>7.19</td> <td>32.84</td> <td>6.00</td> <td>134</td> <td>296</td> <td>PEAK</td> </tr> </tbody> </table>	Limit	Read	Ant	Cable	Preamp	Aux	APos	TPos	Remark	Freq	Level	Line Margin	Level Factor	Loss Factor	Factor	Factor	Factor		MHz	dBuV/m	dBuV/m	dB	dBuV	dB/m	dB	dB	cm	deg	1	2402.00	95.40	-----	-----	83.05	32.00	7.19	32.84	6.00	134	296	PEAK
	Limit	Read	Ant	Cable	Preamp	Aux	APos	TPos	Remark																																																																											
Freq	Level	Line Margin	Level Factor	Loss Factor	Factor	Factor	Factor																																																																													
MHz	dBuV/m	dBuV/m	dB	dBuV	dB/m	dB	dB	cm	deg																																																																											
1	2359.50	56.09	74.00	-17.91	43.95	31.90	7.12	32.88	6.00	134	296	PEAK																																																																								
Limit	Read	Ant	Cable	Preamp	Aux	APos	TPos	Remark																																																																												
Freq	Level	Line Margin	Level Factor	Loss Factor	Factor	Factor	Factor																																																																													
MHz	dBuV/m	dBuV/m	dB	dBuV	dB/m	dB	dB	cm	deg																																																																											
1	2402.00	95.40	-----	-----	83.05	32.00	7.19	32.84	6.00	134	296	PEAK																																																																								
Avg	 <table border="1" data-bbox="263 1859 774 1993"> <thead> <tr> <th>Limit</th> <th>Read</th> <th>Ant</th> <th>Cable</th> <th>Preamp</th> <th>Aux</th> <th>APos</th> <th>TPos</th> <th>Remark</th> </tr> <tr> <th>Freq</th> <th>Level</th> <th>Line Margin</th> <th>Level Factor</th> <th>Loss Factor</th> <th>Factor</th> <th>Factor</th> <th>Factor</th> <th></th> </tr> <tr> <th>MHz</th> <th>dBuV/m</th> <th>dBuV/m</th> <th>dB</th> <th>dBuV</th> <th>dB/m</th> <th>dB</th> <th>dB</th> <th>cm</th> <th>deg</th> </tr> </thead> <tbody> <tr> <td>1</td> <td>2365.84</td> <td>45.79</td> <td>54.00</td> <td>-8.21</td> <td>33.61</td> <td>31.92</td> <td>7.13</td> <td>32.87</td> <td>6.00</td> <td>134</td> <td>296</td> <td>AVERAGE</td> </tr> </tbody> </table>	Limit	Read	Ant	Cable	Preamp	Aux	APos	TPos	Remark	Freq	Level	Line Margin	Level Factor	Loss Factor	Factor	Factor	Factor		MHz	dBuV/m	dBuV/m	dB	dBuV	dB/m	dB	dB	cm	deg	1	2365.84	45.79	54.00	-8.21	33.61	31.92	7.13	32.87	6.00	134	296	AVERAGE	 <table border="1" data-bbox="901 1859 1412 1993"> <thead> <tr> <th>Limit</th> <th>Read</th> <th>Ant</th> <th>Cable</th> <th>Preamp</th> <th>Aux</th> <th>APos</th> <th>TPos</th> <th>Remark</th> </tr> <tr> <th>Freq</th> <th>Level</th> <th>Line Margin</th> <th>Level Factor</th> <th>Loss Factor</th> <th>Factor</th> <th>Factor</th> <th>Factor</th> <th></th> </tr> <tr> <th>MHz</th> <th>dBuV/m</th> <th>dBuV/m</th> <th>dB</th> <th>dBuV</th> <th>dB/m</th> <th>dB</th> <th>dB</th> <th>cm</th> <th>deg</th> </tr> </thead> <tbody> <tr> <td>1</td> <td>2402.00</td> <td>94.94</td> <td>-----</td> <td>-----</td> <td>82.61</td> <td>31.99</td> <td>7.18</td> <td>32.84</td> <td>6.00</td> <td>134</td> <td>296</td> <td>AVERAGE</td> </tr> </tbody> </table>	Limit	Read	Ant	Cable	Preamp	Aux	APos	TPos	Remark	Freq	Level	Line Margin	Level Factor	Loss Factor	Factor	Factor	Factor		MHz	dBuV/m	dBuV/m	dB	dBuV	dB/m	dB	dB	cm	deg	1	2402.00	94.94	-----	-----	82.61	31.99	7.18	32.84	6.00	134	296	AVERAGE
Limit	Read	Ant	Cable	Preamp	Aux	APos	TPos	Remark																																																																												
Freq	Level	Line Margin	Level Factor	Loss Factor	Factor	Factor	Factor																																																																													
MHz	dBuV/m	dBuV/m	dB	dBuV	dB/m	dB	dB	cm	deg																																																																											
1	2365.84	45.79	54.00	-8.21	33.61	31.92	7.13	32.87	6.00	134	296	AVERAGE																																																																								
Limit	Read	Ant	Cable	Preamp	Aux	APos	TPos	Remark																																																																												
Freq	Level	Line Margin	Level Factor	Loss Factor	Factor	Factor	Factor																																																																													
MHz	dBuV/m	dBuV/m	dB	dBuV	dB/m	dB	dB	cm	deg																																																																											
1	2402.00	94.94	-----	-----	82.61	31.99	7.18	32.84	6.00	134	296	AVERAGE																																																																								



Mode	4																																																																																	
	Band Edge																																																																																	
	2400-2483.5_Bluetooth-LE_GSKF_CH00_2402MHz																																																																																	
ANT	SISO																																																																																	
Pol.	Vertical	Fundamental																																																																																
Peak	 <table border="1" data-bbox="263 1176 774 1310"> <thead> <tr> <th>Limit</th> <th>Read</th> <th>Ant</th> <th>Cable</th> <th>Preamp</th> <th>Aux</th> <th>APos</th> <th>TPos</th> <th>Remark</th> </tr> <tr> <th>Freq</th> <th>Level</th> <th>Line Margin</th> <th>Level Factor</th> <th>Loss Factor</th> <th>Factor</th> <th>Factor</th> <th>Factor</th> <th>Factor</th> </tr> <tr> <th>MHz</th> <th>dBuV/m</th> <th>dBuV/m</th> <th>dB</th> <th>dBuV</th> <th>dB/m</th> <th>dB</th> <th>dB</th> <th>dB</th> </tr> </thead> <tbody> <tr> <td>1</td> <td>2383.14</td> <td>56.13</td> <td>74.00</td> <td>-17.87</td> <td>43.88</td> <td>31.95</td> <td>7.15</td> <td>32.85</td> <td>6.00</td> <td>300</td> <td>282</td> <td>PEAK</td> </tr> </tbody> </table>	Limit	Read	Ant	Cable	Preamp	Aux	APos	TPos	Remark	Freq	Level	Line Margin	Level Factor	Loss Factor	Factor	Factor	Factor	Factor	MHz	dBuV/m	dBuV/m	dB	dBuV	dB/m	dB	dB	dB	1	2383.14	56.13	74.00	-17.87	43.88	31.95	7.15	32.85	6.00	300	282	PEAK	 <table border="1" data-bbox="901 1176 1412 1310"> <thead> <tr> <th>Limit</th> <th>Read</th> <th>Ant</th> <th>Cable</th> <th>Preamp</th> <th>Aux</th> <th>APos</th> <th>TPos</th> <th>Remark</th> </tr> <tr> <th>Freq</th> <th>Level</th> <th>Line Margin</th> <th>Level Factor</th> <th>Loss Factor</th> <th>Factor</th> <th>Factor</th> <th>Factor</th> <th>Factor</th> </tr> <tr> <th>MHz</th> <th>dBuV/m</th> <th>dBuV/m</th> <th>dB</th> <th>dBuV</th> <th>dB/m</th> <th>dB</th> <th>dB</th> <th>dB</th> </tr> </thead> <tbody> <tr> <td>1</td> <td>2402.00</td> <td>95.14</td> <td>-----</td> <td>-----</td> <td>82.79</td> <td>32.00</td> <td>7.19</td> <td>32.84</td> <td>6.00</td> <td>300</td> <td>282</td> <td>PEAK</td> </tr> </tbody> </table>	Limit	Read	Ant	Cable	Preamp	Aux	APos	TPos	Remark	Freq	Level	Line Margin	Level Factor	Loss Factor	Factor	Factor	Factor	Factor	MHz	dBuV/m	dBuV/m	dB	dBuV	dB/m	dB	dB	dB	1	2402.00	95.14	-----	-----	82.79	32.00	7.19	32.84	6.00	300	282	PEAK
	Limit	Read	Ant	Cable	Preamp	Aux	APos	TPos	Remark																																																																									
Freq	Level	Line Margin	Level Factor	Loss Factor	Factor	Factor	Factor	Factor																																																																										
MHz	dBuV/m	dBuV/m	dB	dBuV	dB/m	dB	dB	dB																																																																										
1	2383.14	56.13	74.00	-17.87	43.88	31.95	7.15	32.85	6.00	300	282	PEAK																																																																						
Limit	Read	Ant	Cable	Preamp	Aux	APos	TPos	Remark																																																																										
Freq	Level	Line Margin	Level Factor	Loss Factor	Factor	Factor	Factor	Factor																																																																										
MHz	dBuV/m	dBuV/m	dB	dBuV	dB/m	dB	dB	dB																																																																										
1	2402.00	95.14	-----	-----	82.79	32.00	7.19	32.84	6.00	300	282	PEAK																																																																						
Avg	 <table border="1" data-bbox="263 1859 774 1993"> <thead> <tr> <th>Limit</th> <th>Read</th> <th>Ant</th> <th>Cable</th> <th>Preamp</th> <th>Aux</th> <th>APos</th> <th>TPos</th> <th>Remark</th> </tr> <tr> <th>Freq</th> <th>Level</th> <th>Line Margin</th> <th>Level Factor</th> <th>Loss Factor</th> <th>Factor</th> <th>Factor</th> <th>Factor</th> <th>Factor</th> </tr> <tr> <th>MHz</th> <th>dBuV/m</th> <th>dBuV/m</th> <th>dB</th> <th>dBuV</th> <th>dB/m</th> <th>dB</th> <th>dB</th> <th>dB</th> </tr> </thead> <tbody> <tr> <td>1</td> <td>2379.28</td> <td>45.79</td> <td>54.00</td> <td>-8.21</td> <td>33.55</td> <td>31.95</td> <td>7.15</td> <td>32.86</td> <td>6.00</td> <td>300</td> <td>282</td> <td>AVERAGE</td> </tr> </tbody> </table>	Limit	Read	Ant	Cable	Preamp	Aux	APos	TPos	Remark	Freq	Level	Line Margin	Level Factor	Loss Factor	Factor	Factor	Factor	Factor	MHz	dBuV/m	dBuV/m	dB	dBuV	dB/m	dB	dB	dB	1	2379.28	45.79	54.00	-8.21	33.55	31.95	7.15	32.86	6.00	300	282	AVERAGE	 <table border="1" data-bbox="901 1859 1412 1993"> <thead> <tr> <th>Limit</th> <th>Read</th> <th>Ant</th> <th>Cable</th> <th>Preamp</th> <th>Aux</th> <th>APos</th> <th>TPos</th> <th>Remark</th> </tr> <tr> <th>Freq</th> <th>Level</th> <th>Line Margin</th> <th>Level Factor</th> <th>Loss Factor</th> <th>Factor</th> <th>Factor</th> <th>Factor</th> <th>Factor</th> </tr> <tr> <th>MHz</th> <th>dBuV/m</th> <th>dBuV/m</th> <th>dB</th> <th>dBuV</th> <th>dB/m</th> <th>dB</th> <th>dB</th> <th>dB</th> </tr> </thead> <tbody> <tr> <td>1</td> <td>2402.00</td> <td>94.61</td> <td>-----</td> <td>-----</td> <td>82.28</td> <td>31.99</td> <td>7.18</td> <td>32.84</td> <td>6.00</td> <td>300</td> <td>282</td> <td>AVERAGE</td> </tr> </tbody> </table>	Limit	Read	Ant	Cable	Preamp	Aux	APos	TPos	Remark	Freq	Level	Line Margin	Level Factor	Loss Factor	Factor	Factor	Factor	Factor	MHz	dBuV/m	dBuV/m	dB	dBuV	dB/m	dB	dB	dB	1	2402.00	94.61	-----	-----	82.28	31.99	7.18	32.84	6.00	300	282	AVERAGE
Limit	Read	Ant	Cable	Preamp	Aux	APos	TPos	Remark																																																																										
Freq	Level	Line Margin	Level Factor	Loss Factor	Factor	Factor	Factor	Factor																																																																										
MHz	dBuV/m	dBuV/m	dB	dBuV	dB/m	dB	dB	dB																																																																										
1	2379.28	45.79	54.00	-8.21	33.55	31.95	7.15	32.86	6.00	300	282	AVERAGE																																																																						
Limit	Read	Ant	Cable	Preamp	Aux	APos	TPos	Remark																																																																										
Freq	Level	Line Margin	Level Factor	Loss Factor	Factor	Factor	Factor	Factor																																																																										
MHz	dBuV/m	dBuV/m	dB	dBuV	dB/m	dB	dB	dB																																																																										
1	2402.00	94.61	-----	-----	82.28	31.99	7.18	32.84	6.00	300	282	AVERAGE																																																																						



Mode	4																																																																																			
	Harmonic																																																																																			
	2400-2483.5_Bluetooth-LE_GSKF_CH00_2402MHz																																																																																			
ANT	SISO																																																																																			
Pol.	Horizontal	Vertical																																																																																		
Peak Avg	<table border="1"> <thead> <tr> <th>Limit</th> <th>Read</th> <th>Ant</th> <th>Cable</th> <th>Preamp</th> <th>Aux</th> <th>APos</th> <th>TPos</th> <th>Remark</th> </tr> <tr> <th>Freq</th> <th>Level</th> <th>Line Margin</th> <th>Level Factor</th> <th>Loss Factor</th> <th>Factor</th> <th></th> <th></th> <th></th> </tr> <tr> <th>MHz</th> <th>dBuV/m</th> <th>dBuV/m</th> <th>dB</th> <th>dBuV</th> <th>dB/m</th> <th>dB</th> <th>dB</th> <th>cm</th> <th>deg</th> </tr> </thead> <tbody> <tr> <td>1</td> <td>4804.00</td> <td>40.96</td> <td>74.00</td> <td>-33.04</td> <td>61.88</td> <td>34.07</td> <td>10.27</td> <td>65.26</td> <td>0.00</td> <td>100</td> <td>360</td> <td>PEAK</td> </tr> </tbody> </table>	Limit	Read	Ant	Cable	Preamp	Aux	APos	TPos	Remark	Freq	Level	Line Margin	Level Factor	Loss Factor	Factor				MHz	dBuV/m	dBuV/m	dB	dBuV	dB/m	dB	dB	cm	deg	1	4804.00	40.96	74.00	-33.04	61.88	34.07	10.27	65.26	0.00	100	360	PEAK	<table border="1"> <thead> <tr> <th>Limit</th> <th>Read</th> <th>Ant</th> <th>Cable</th> <th>Preamp</th> <th>Aux</th> <th>APos</th> <th>TPos</th> <th>Remark</th> </tr> <tr> <th>Freq</th> <th>Level</th> <th>Line Margin</th> <th>Level Factor</th> <th>Loss Factor</th> <th>Factor</th> <th></th> <th></th> <th></th> </tr> <tr> <th>MHz</th> <th>dBuV/m</th> <th>dBuV/m</th> <th>dB</th> <th>dBuV</th> <th>dB/m</th> <th>dB</th> <th>dB</th> <th>cm</th> <th>deg</th> </tr> </thead> <tbody> <tr> <td>1</td> <td>4804.00</td> <td>41.23</td> <td>74.00</td> <td>-32.77</td> <td>62.15</td> <td>34.07</td> <td>10.27</td> <td>65.26</td> <td>0.00</td> <td>300</td> <td>360</td> <td>PEAK</td> </tr> </tbody> </table>	Limit	Read	Ant	Cable	Preamp	Aux	APos	TPos	Remark	Freq	Level	Line Margin	Level Factor	Loss Factor	Factor				MHz	dBuV/m	dBuV/m	dB	dBuV	dB/m	dB	dB	cm	deg	1	4804.00	41.23	74.00	-32.77	62.15	34.07	10.27	65.26	0.00	300	360	PEAK
	Limit	Read	Ant	Cable	Preamp	Aux	APos	TPos	Remark																																																																											
Freq	Level	Line Margin	Level Factor	Loss Factor	Factor																																																																															
MHz	dBuV/m	dBuV/m	dB	dBuV	dB/m	dB	dB	cm	deg																																																																											
1	4804.00	40.96	74.00	-33.04	61.88	34.07	10.27	65.26	0.00	100	360	PEAK																																																																								
Limit	Read	Ant	Cable	Preamp	Aux	APos	TPos	Remark																																																																												
Freq	Level	Line Margin	Level Factor	Loss Factor	Factor																																																																															
MHz	dBuV/m	dBuV/m	dB	dBuV	dB/m	dB	dB	cm	deg																																																																											
1	4804.00	41.23	74.00	-32.77	62.15	34.07	10.27	65.26	0.00	300	360	PEAK																																																																								



Mode	5																																																																																																													
	Harmonic																																																																																																													
	2400-2483.5_Bluetooth-LE_GSKF_CH19_2440MHz																																																																																																													
ANT	SISO																																																																																																													
Pol.	Horizontal	Vertical																																																																																																												
Peak Avg	<table border="1"> <thead> <tr> <th>Limit</th> <th>Read</th> <th>Ant</th> <th>Cable</th> <th>Preamp</th> <th>Aux</th> <th>APos</th> <th>TPos</th> <th>Remark</th> </tr> <tr> <th>Freq</th> <th>Level</th> <th>Line Margin</th> <th>Level Factor</th> <th>Loss Factor</th> <th>Loss Factor</th> <th>Factor</th> <th></th> <th></th> </tr> <tr> <th>MHz</th> <th>dBuV/m</th> <th>dBuV/m</th> <th>dB</th> <th>dBuV</th> <th>dB/m</th> <th>dB</th> <th>dB</th> <th>cm</th> <th>deg</th> </tr> </thead> <tbody> <tr> <td>1</td> <td>4880.00</td> <td>41.30</td> <td>74.00</td> <td>-32.70</td> <td>62.09</td> <td>34.13</td> <td>10.35</td> <td>65.27</td> <td>0.00</td> <td>100</td> <td>360</td> <td>PEAK</td> </tr> <tr> <td>2</td> <td>7320.00</td> <td>43.14</td> <td>74.00</td> <td>-30.86</td> <td>60.32</td> <td>35.41</td> <td>12.79</td> <td>65.38</td> <td>0.00</td> <td>100</td> <td>360</td> <td>PEAK</td> </tr> </tbody> </table>	Limit	Read	Ant	Cable	Preamp	Aux	APos	TPos	Remark	Freq	Level	Line Margin	Level Factor	Loss Factor	Loss Factor	Factor			MHz	dBuV/m	dBuV/m	dB	dBuV	dB/m	dB	dB	cm	deg	1	4880.00	41.30	74.00	-32.70	62.09	34.13	10.35	65.27	0.00	100	360	PEAK	2	7320.00	43.14	74.00	-30.86	60.32	35.41	12.79	65.38	0.00	100	360	PEAK	<table border="1"> <thead> <tr> <th>Limit</th> <th>Read</th> <th>Ant</th> <th>Cable</th> <th>Preamp</th> <th>Aux</th> <th>APos</th> <th>TPos</th> <th>Remark</th> </tr> <tr> <th>Freq</th> <th>Level</th> <th>Line Margin</th> <th>Level Factor</th> <th>Loss Factor</th> <th>Loss Factor</th> <th>Factor</th> <th></th> <th></th> </tr> <tr> <th>MHz</th> <th>dBuV/m</th> <th>dBuV/m</th> <th>dB</th> <th>dBuV</th> <th>dB/m</th> <th>dB</th> <th>dB</th> <th>cm</th> <th>deg</th> </tr> </thead> <tbody> <tr> <td>1</td> <td>4880.00</td> <td>41.00</td> <td>74.00</td> <td>-33.00</td> <td>61.79</td> <td>34.13</td> <td>10.35</td> <td>65.27</td> <td>0.00</td> <td>300</td> <td>360</td> <td>PEAK</td> </tr> <tr> <td>2</td> <td>7320.00</td> <td>42.83</td> <td>74.00</td> <td>-31.17</td> <td>60.01</td> <td>35.41</td> <td>12.79</td> <td>65.38</td> <td>0.00</td> <td>300</td> <td>360</td> <td>PEAK</td> </tr> </tbody> </table>	Limit	Read	Ant	Cable	Preamp	Aux	APos	TPos	Remark	Freq	Level	Line Margin	Level Factor	Loss Factor	Loss Factor	Factor			MHz	dBuV/m	dBuV/m	dB	dBuV	dB/m	dB	dB	cm	deg	1	4880.00	41.00	74.00	-33.00	61.79	34.13	10.35	65.27	0.00	300	360	PEAK	2	7320.00	42.83	74.00	-31.17	60.01	35.41	12.79	65.38	0.00	300	360	PEAK
	Limit	Read	Ant	Cable	Preamp	Aux	APos	TPos	Remark																																																																																																					
Freq	Level	Line Margin	Level Factor	Loss Factor	Loss Factor	Factor																																																																																																								
MHz	dBuV/m	dBuV/m	dB	dBuV	dB/m	dB	dB	cm	deg																																																																																																					
1	4880.00	41.30	74.00	-32.70	62.09	34.13	10.35	65.27	0.00	100	360	PEAK																																																																																																		
2	7320.00	43.14	74.00	-30.86	60.32	35.41	12.79	65.38	0.00	100	360	PEAK																																																																																																		
Limit	Read	Ant	Cable	Preamp	Aux	APos	TPos	Remark																																																																																																						
Freq	Level	Line Margin	Level Factor	Loss Factor	Loss Factor	Factor																																																																																																								
MHz	dBuV/m	dBuV/m	dB	dBuV	dB/m	dB	dB	cm	deg																																																																																																					
1	4880.00	41.00	74.00	-33.00	61.79	34.13	10.35	65.27	0.00	300	360	PEAK																																																																																																		
2	7320.00	42.83	74.00	-31.17	60.01	35.41	12.79	65.38	0.00	300	360	PEAK																																																																																																		



Mode	6																																																																											
	Band Edge																																																																											
	2400-2483.5_Bluetooth-LE_GSKF_CH39_2480MHz																																																																											
ANT	SISO																																																																											
Pol.	Horizontal	Fundamental																																																																										
Peak	<table border="1"> <thead> <tr> <th>Limit</th> <th>Read</th> <th>Ant</th> <th>Cable</th> <th>Preamp</th> <th>Aux</th> <th>APos</th> <th>TPos</th> </tr> <tr> <th>Freq</th> <th>Level</th> <th>Line</th> <th>Margin</th> <th>Level</th> <th>Factor</th> <th>Loss</th> <th>Factor</th> </tr> <tr> <th>MHz</th> <th>dBuV/m</th> <th>dBuV/m</th> <th>dB</th> <th>dBuV</th> <th>dB/m</th> <th>dB</th> <th>dB</th> </tr> </thead> <tbody> <tr> <td>1</td> <td>2483.12</td> <td>56.96</td> <td>74.00</td> <td>-17.04</td> <td>44.26</td> <td>32.17</td> <td>7.34</td> <td>32.81</td> <td>6.00</td> <td>100</td> <td>289</td> <td>PEAK</td> </tr> </tbody> </table>	Limit	Read	Ant	Cable	Preamp	Aux	APos	TPos	Freq	Level	Line	Margin	Level	Factor	Loss	Factor	MHz	dBuV/m	dBuV/m	dB	dBuV	dB/m	dB	dB	1	2483.12	56.96	74.00	-17.04	44.26	32.17	7.34	32.81	6.00	100	289	PEAK	<table border="1"> <thead> <tr> <th>Limit</th> <th>Read</th> <th>Ant</th> <th>Cable</th> <th>Preamp</th> <th>Aux</th> <th>APos</th> <th>TPos</th> </tr> <tr> <th>Freq</th> <th>Level</th> <th>Line</th> <th>Margin</th> <th>Level</th> <th>Factor</th> <th>Loss</th> <th>Factor</th> </tr> <tr> <th>MHz</th> <th>dBuV/m</th> <th>dBuV/m</th> <th>dB</th> <th>dBuV</th> <th>dB/m</th> <th>dB</th> <th>dB</th> </tr> </thead> <tbody> <tr> <td>1</td> <td>2480.00</td> <td>93.26</td> <td>-----</td> <td>-----</td> <td>80.60</td> <td>32.15</td> <td>7.33</td> <td>32.82</td> <td>6.00</td> <td>100</td> <td>289</td> <td>PEAK</td> </tr> </tbody> </table>	Limit	Read	Ant	Cable	Preamp	Aux	APos	TPos	Freq	Level	Line	Margin	Level	Factor	Loss	Factor	MHz	dBuV/m	dBuV/m	dB	dBuV	dB/m	dB	dB	1	2480.00	93.26	-----	-----	80.60	32.15	7.33	32.82	6.00	100	289	PEAK
	Limit	Read	Ant	Cable	Preamp	Aux	APos	TPos																																																																				
Freq	Level	Line	Margin	Level	Factor	Loss	Factor																																																																					
MHz	dBuV/m	dBuV/m	dB	dBuV	dB/m	dB	dB																																																																					
1	2483.12	56.96	74.00	-17.04	44.26	32.17	7.34	32.81	6.00	100	289	PEAK																																																																
Limit	Read	Ant	Cable	Preamp	Aux	APos	TPos																																																																					
Freq	Level	Line	Margin	Level	Factor	Loss	Factor																																																																					
MHz	dBuV/m	dBuV/m	dB	dBuV	dB/m	dB	dB																																																																					
1	2480.00	93.26	-----	-----	80.60	32.15	7.33	32.82	6.00	100	289	PEAK																																																																
Avg	<table border="1"> <thead> <tr> <th>Limit</th> <th>Read</th> <th>Ant</th> <th>Cable</th> <th>Preamp</th> <th>Aux</th> <th>APos</th> <th>TPos</th> </tr> <tr> <th>Freq</th> <th>Level</th> <th>Line</th> <th>Margin</th> <th>Level</th> <th>Factor</th> <th>Loss</th> <th>Factor</th> </tr> <tr> <th>MHz</th> <th>dBuV/m</th> <th>dBuV/m</th> <th>dB</th> <th>dBuV</th> <th>dB/m</th> <th>dB</th> <th>dB</th> </tr> </thead> <tbody> <tr> <td>1</td> <td>2483.50</td> <td>46.42</td> <td>54.00</td> <td>-7.58</td> <td>33.75</td> <td>32.16</td> <td>7.33</td> <td>32.82</td> <td>6.00</td> <td>100</td> <td>289</td> <td>AVERAGE</td> </tr> </tbody> </table>	Limit	Read	Ant	Cable	Preamp	Aux	APos	TPos	Freq	Level	Line	Margin	Level	Factor	Loss	Factor	MHz	dBuV/m	dBuV/m	dB	dBuV	dB/m	dB	dB	1	2483.50	46.42	54.00	-7.58	33.75	32.16	7.33	32.82	6.00	100	289	AVERAGE	<table border="1"> <thead> <tr> <th>Limit</th> <th>Read</th> <th>Ant</th> <th>Cable</th> <th>Preamp</th> <th>Aux</th> <th>APos</th> <th>TPos</th> </tr> <tr> <th>Freq</th> <th>Level</th> <th>Line</th> <th>Margin</th> <th>Level</th> <th>Factor</th> <th>Loss</th> <th>Factor</th> </tr> <tr> <th>MHz</th> <th>dBuV/m</th> <th>dBuV/m</th> <th>dB</th> <th>dBuV</th> <th>dB/m</th> <th>dB</th> <th>dB</th> </tr> </thead> <tbody> <tr> <td>1</td> <td>2480.00</td> <td>92.64</td> <td>-----</td> <td>-----</td> <td>79.99</td> <td>32.15</td> <td>7.32</td> <td>32.82</td> <td>6.00</td> <td>100</td> <td>289</td> <td>AVERAGE</td> </tr> </tbody> </table>	Limit	Read	Ant	Cable	Preamp	Aux	APos	TPos	Freq	Level	Line	Margin	Level	Factor	Loss	Factor	MHz	dBuV/m	dBuV/m	dB	dBuV	dB/m	dB	dB	1	2480.00	92.64	-----	-----	79.99	32.15	7.32	32.82	6.00	100	289	AVERAGE
Limit	Read	Ant	Cable	Preamp	Aux	APos	TPos																																																																					
Freq	Level	Line	Margin	Level	Factor	Loss	Factor																																																																					
MHz	dBuV/m	dBuV/m	dB	dBuV	dB/m	dB	dB																																																																					
1	2483.50	46.42	54.00	-7.58	33.75	32.16	7.33	32.82	6.00	100	289	AVERAGE																																																																
Limit	Read	Ant	Cable	Preamp	Aux	APos	TPos																																																																					
Freq	Level	Line	Margin	Level	Factor	Loss	Factor																																																																					
MHz	dBuV/m	dBuV/m	dB	dBuV	dB/m	dB	dB																																																																					
1	2480.00	92.64	-----	-----	79.99	32.15	7.32	32.82	6.00	100	289	AVERAGE																																																																



Mode	6																																																																																															
	Band Edge																																																																																															
	2400-2483.5_Bluetooth-LE_GSKF_CH39_2480MHz																																																																																															
ANT	SISO																																																																																															
Pol.	Vertical	Fundamental																																																																																														
Peak	<table border="1"> <thead> <tr> <th>Limit</th> <th>Read</th> <th>Ant</th> <th>Cable</th> <th>Preamp</th> <th>Aux</th> <th>APos</th> <th>TPos</th> </tr> <tr> <th>Freq</th> <th>Level</th> <th>Line</th> <th>Margin</th> <th>Level</th> <th>Factor</th> <th>Loss</th> <th>Factor</th> <th>Factor</th> <th>Factor</th> <th>cm</th> <th>deg</th> <th>Remark</th> </tr> <tr> <th>MHz</th> <th>dBuV/m</th> <th>dBuV/m</th> <th>dB</th> <th>dBuV</th> <th>dB/m</th> <th>dB</th> <th>dB</th> <th>dB</th> <th>dB</th> <th>cm</th> <th>deg</th> <th>Remark</th> </tr> </thead> <tbody> <tr> <td>1</td> <td>2484.82</td> <td>56.32</td> <td>74.00</td> <td>-17.68</td> <td>43.64</td> <td>32.16</td> <td>7.33</td> <td>32.81</td> <td>6.00</td> <td>251</td> <td>269</td> <td>PEAK</td> </tr> </tbody> </table>	Limit	Read	Ant	Cable	Preamp	Aux	APos	TPos	Freq	Level	Line	Margin	Level	Factor	Loss	Factor	Factor	Factor	cm	deg	Remark	MHz	dBuV/m	dBuV/m	dB	dBuV	dB/m	dB	dB	dB	dB	cm	deg	Remark	1	2484.82	56.32	74.00	-17.68	43.64	32.16	7.33	32.81	6.00	251	269	PEAK	<table border="1"> <thead> <tr> <th>Limit</th> <th>Read</th> <th>Ant</th> <th>Cable</th> <th>Preamp</th> <th>Aux</th> <th>APos</th> <th>TPos</th> </tr> <tr> <th>Freq</th> <th>Level</th> <th>Line</th> <th>Margin</th> <th>Level</th> <th>Factor</th> <th>Loss</th> <th>Factor</th> <th>Factor</th> <th>Factor</th> <th>cm</th> <th>deg</th> <th>Remark</th> </tr> <tr> <th>MHz</th> <th>dBuV/m</th> <th>dBuV/m</th> <th>dB</th> <th>dBuV</th> <th>dB/m</th> <th>dB</th> <th>dB</th> <th>dB</th> <th>dB</th> <th>cm</th> <th>deg</th> <th>Remark</th> </tr> </thead> <tbody> <tr> <td>1</td> <td>2480.00</td> <td>96.96</td> <td>-----</td> <td>-----</td> <td>84.30</td> <td>32.15</td> <td>7.33</td> <td>32.82</td> <td>6.00</td> <td>251</td> <td>269</td> <td>PEAK</td> </tr> </tbody> </table>	Limit	Read	Ant	Cable	Preamp	Aux	APos	TPos	Freq	Level	Line	Margin	Level	Factor	Loss	Factor	Factor	Factor	cm	deg	Remark	MHz	dBuV/m	dBuV/m	dB	dBuV	dB/m	dB	dB	dB	dB	cm	deg	Remark	1	2480.00	96.96	-----	-----	84.30	32.15	7.33	32.82	6.00	251	269	PEAK
	Limit	Read	Ant	Cable	Preamp	Aux	APos	TPos																																																																																								
Freq	Level	Line	Margin	Level	Factor	Loss	Factor	Factor	Factor	cm	deg	Remark																																																																																				
MHz	dBuV/m	dBuV/m	dB	dBuV	dB/m	dB	dB	dB	dB	cm	deg	Remark																																																																																				
1	2484.82	56.32	74.00	-17.68	43.64	32.16	7.33	32.81	6.00	251	269	PEAK																																																																																				
Limit	Read	Ant	Cable	Preamp	Aux	APos	TPos																																																																																									
Freq	Level	Line	Margin	Level	Factor	Loss	Factor	Factor	Factor	cm	deg	Remark																																																																																				
MHz	dBuV/m	dBuV/m	dB	dBuV	dB/m	dB	dB	dB	dB	cm	deg	Remark																																																																																				
1	2480.00	96.96	-----	-----	84.30	32.15	7.33	32.82	6.00	251	269	PEAK																																																																																				
Avg	<table border="1"> <thead> <tr> <th>Limit</th> <th>Read</th> <th>Ant</th> <th>Cable</th> <th>Preamp</th> <th>Aux</th> <th>APos</th> <th>TPos</th> </tr> <tr> <th>Freq</th> <th>Level</th> <th>Line</th> <th>Margin</th> <th>Level</th> <th>Factor</th> <th>Loss</th> <th>Factor</th> <th>Factor</th> <th>Factor</th> <th>cm</th> <th>deg</th> <th>Remark</th> </tr> <tr> <th>MHz</th> <th>dBuV/m</th> <th>dBuV/m</th> <th>dB</th> <th>dBuV</th> <th>dB/m</th> <th>dB</th> <th>dB</th> <th>dB</th> <th>dB</th> <th>cm</th> <th>deg</th> <th>Remark</th> </tr> </thead> <tbody> <tr> <td>1</td> <td>2483.50</td> <td>46.48</td> <td>54.00</td> <td>-7.52</td> <td>33.81</td> <td>32.16</td> <td>7.33</td> <td>32.82</td> <td>6.00</td> <td>251</td> <td>269</td> <td>AVERAGE</td> </tr> </tbody> </table>	Limit	Read	Ant	Cable	Preamp	Aux	APos	TPos	Freq	Level	Line	Margin	Level	Factor	Loss	Factor	Factor	Factor	cm	deg	Remark	MHz	dBuV/m	dBuV/m	dB	dBuV	dB/m	dB	dB	dB	dB	cm	deg	Remark	1	2483.50	46.48	54.00	-7.52	33.81	32.16	7.33	32.82	6.00	251	269	AVERAGE	<table border="1"> <thead> <tr> <th>Limit</th> <th>Read</th> <th>Ant</th> <th>Cable</th> <th>Preamp</th> <th>Aux</th> <th>APos</th> <th>TPos</th> </tr> <tr> <th>Freq</th> <th>Level</th> <th>Line</th> <th>Margin</th> <th>Level</th> <th>Factor</th> <th>Loss</th> <th>Factor</th> <th>Factor</th> <th>Factor</th> <th>cm</th> <th>deg</th> <th>Remark</th> </tr> <tr> <th>MHz</th> <th>dBuV/m</th> <th>dBuV/m</th> <th>dB</th> <th>dBuV</th> <th>dB/m</th> <th>dB</th> <th>dB</th> <th>dB</th> <th>dB</th> <th>cm</th> <th>deg</th> <th>Remark</th> </tr> </thead> <tbody> <tr> <td>1</td> <td>2480.00</td> <td>96.34</td> <td>-----</td> <td>-----</td> <td>83.69</td> <td>32.15</td> <td>7.32</td> <td>32.82</td> <td>6.00</td> <td>251</td> <td>269</td> <td>AVERAGE</td> </tr> </tbody> </table>	Limit	Read	Ant	Cable	Preamp	Aux	APos	TPos	Freq	Level	Line	Margin	Level	Factor	Loss	Factor	Factor	Factor	cm	deg	Remark	MHz	dBuV/m	dBuV/m	dB	dBuV	dB/m	dB	dB	dB	dB	cm	deg	Remark	1	2480.00	96.34	-----	-----	83.69	32.15	7.32	32.82	6.00	251	269	AVERAGE
Limit	Read	Ant	Cable	Preamp	Aux	APos	TPos																																																																																									
Freq	Level	Line	Margin	Level	Factor	Loss	Factor	Factor	Factor	cm	deg	Remark																																																																																				
MHz	dBuV/m	dBuV/m	dB	dBuV	dB/m	dB	dB	dB	dB	cm	deg	Remark																																																																																				
1	2483.50	46.48	54.00	-7.52	33.81	32.16	7.33	32.82	6.00	251	269	AVERAGE																																																																																				
Limit	Read	Ant	Cable	Preamp	Aux	APos	TPos																																																																																									
Freq	Level	Line	Margin	Level	Factor	Loss	Factor	Factor	Factor	cm	deg	Remark																																																																																				
MHz	dBuV/m	dBuV/m	dB	dBuV	dB/m	dB	dB	dB	dB	cm	deg	Remark																																																																																				
1	2480.00	96.34	-----	-----	83.69	32.15	7.32	32.82	6.00	251	269	AVERAGE																																																																																				



Mode	6																																																																																																											
	Harmonic																																																																																																											
	2400-2483.5_Bluetooth-LE_GSKF_CH39_2480MHz																																																																																																											
ANT	SISO																																																																																																											
Pol.	Horizontal	Vertical																																																																																																										
Peak Avg	<table border="1"> <thead> <tr> <th>Limit</th> <th>Read</th> <th>Ant</th> <th>Cable</th> <th>Preamp</th> <th>Aux</th> <th>APos</th> <th>TPos</th> <th>Remark</th> </tr> <tr> <th>Freq</th> <th>Level</th> <th>Line</th> <th>Margin</th> <th>Level</th> <th>Factor</th> <th>Loss</th> <th>Factor</th> <th>Factor</th> </tr> <tr> <th>MHz</th> <th>dBuV/m</th> <th>dBuV/m</th> <th>dB</th> <th>dBuV</th> <th>dB/m</th> <th>dB</th> <th>dB</th> <th>dB</th> </tr> </thead> <tbody> <tr> <td>1</td> <td>4960.00</td> <td>40.96</td> <td>74.00</td> <td>-33.04</td> <td>61.59</td> <td>34.20</td> <td>10.44</td> <td>65.27</td> <td>0.00</td> <td>100</td> <td>360</td> <td>PEAK</td> </tr> <tr> <td>2</td> <td>7440.00</td> <td>42.87</td> <td>74.00</td> <td>-31.13</td> <td>60.22</td> <td>35.42</td> <td>12.93</td> <td>65.70</td> <td>0.00</td> <td>100</td> <td>360</td> <td>PEAK</td> </tr> </tbody> </table>	Limit	Read	Ant	Cable	Preamp	Aux	APos	TPos	Remark	Freq	Level	Line	Margin	Level	Factor	Loss	Factor	Factor	MHz	dBuV/m	dBuV/m	dB	dBuV	dB/m	dB	dB	dB	1	4960.00	40.96	74.00	-33.04	61.59	34.20	10.44	65.27	0.00	100	360	PEAK	2	7440.00	42.87	74.00	-31.13	60.22	35.42	12.93	65.70	0.00	100	360	PEAK	<table border="1"> <thead> <tr> <th>Limit</th> <th>Read</th> <th>Ant</th> <th>Cable</th> <th>Preamp</th> <th>Aux</th> <th>APos</th> <th>TPos</th> <th>Remark</th> </tr> <tr> <th>Freq</th> <th>Level</th> <th>Line</th> <th>Margin</th> <th>Level</th> <th>Factor</th> <th>Loss</th> <th>Factor</th> <th>Factor</th> </tr> <tr> <th>MHz</th> <th>dBuV/m</th> <th>dBuV/m</th> <th>dB</th> <th>dBuV</th> <th>dB/m</th> <th>dB</th> <th>dB</th> <th>dB</th> </tr> </thead> <tbody> <tr> <td>1</td> <td>4960.00</td> <td>41.16</td> <td>74.00</td> <td>-32.84</td> <td>61.79</td> <td>34.20</td> <td>10.44</td> <td>65.27</td> <td>0.00</td> <td>300</td> <td>360</td> <td>PEAK</td> </tr> <tr> <td>2</td> <td>7440.00</td> <td>42.98</td> <td>74.00</td> <td>-31.02</td> <td>60.33</td> <td>35.42</td> <td>12.93</td> <td>65.70</td> <td>0.00</td> <td>300</td> <td>360</td> <td>PEAK</td> </tr> </tbody> </table>	Limit	Read	Ant	Cable	Preamp	Aux	APos	TPos	Remark	Freq	Level	Line	Margin	Level	Factor	Loss	Factor	Factor	MHz	dBuV/m	dBuV/m	dB	dBuV	dB/m	dB	dB	dB	1	4960.00	41.16	74.00	-32.84	61.79	34.20	10.44	65.27	0.00	300	360	PEAK	2	7440.00	42.98	74.00	-31.02	60.33	35.42	12.93	65.70	0.00	300	360	PEAK
Limit	Read	Ant	Cable	Preamp	Aux	APos	TPos	Remark																																																																																																				
Freq	Level	Line	Margin	Level	Factor	Loss	Factor	Factor																																																																																																				
MHz	dBuV/m	dBuV/m	dB	dBuV	dB/m	dB	dB	dB																																																																																																				
1	4960.00	40.96	74.00	-33.04	61.59	34.20	10.44	65.27	0.00	100	360	PEAK																																																																																																
2	7440.00	42.87	74.00	-31.13	60.22	35.42	12.93	65.70	0.00	100	360	PEAK																																																																																																
Limit	Read	Ant	Cable	Preamp	Aux	APos	TPos	Remark																																																																																																				
Freq	Level	Line	Margin	Level	Factor	Loss	Factor	Factor																																																																																																				
MHz	dBuV/m	dBuV/m	dB	dBuV	dB/m	dB	dB	dB																																																																																																				
1	4960.00	41.16	74.00	-32.84	61.79	34.20	10.44	65.27	0.00	300	360	PEAK																																																																																																
2	7440.00	42.98	74.00	-31.02	60.33	35.42	12.93	65.70	0.00	300	360	PEAK																																																																																																



		7																																																																										
Mode	Band Edge																																																																											
	2400-2483.5_Bluetooth-LE_GSKF_CH00_2402MHz																																																																											
ANT	SISO																																																																											
Pol.	Horizontal	Fundamental																																																																										
Peak	<p>Level (dBuV/m) vs Frequency (MHz) plot for Horizontal polarization. The y-axis ranges from 0 to 117 dBuV/m, and the x-axis ranges from 2310 to 2402 MHz. A red horizontal line at 73.1 dBuV/m is labeled 'FCC PART 15C'. A blue trace shows a signal level around 58.5 dBuV/m with a sharp peak at 2402 MHz reaching approximately 102.4 dBuV/m.</p> <table border="1"> <thead> <tr> <th>Limit</th> <th>Read</th> <th>Ant</th> <th>Cable</th> <th>Preamp</th> <th>Aux</th> <th>APos</th> <th>TPos</th> </tr> <tr> <th>Freq</th> <th>Level</th> <th>Line</th> <th>Margin</th> <th>Level</th> <th>Factor</th> <th>Loss</th> <th>Factor</th> </tr> <tr> <th>MHz</th> <th>dBuV/m</th> <th>dBuV/m</th> <th>dB</th> <th>dBuV</th> <th>dB/m</th> <th>dB</th> <th>dB</th> </tr> </thead> <tbody> <tr> <td>1</td> <td>2344.50</td> <td>56.26</td> <td>74.00</td> <td>-17.74</td> <td>44.19</td> <td>31.87</td> <td>7.09</td> <td>32.89</td> <td>6.00</td> <td>180</td> <td>316</td> <td>PEAK</td> </tr> </tbody> </table>	Limit	Read	Ant	Cable	Preamp	Aux	APos	TPos	Freq	Level	Line	Margin	Level	Factor	Loss	Factor	MHz	dBuV/m	dBuV/m	dB	dBuV	dB/m	dB	dB	1	2344.50	56.26	74.00	-17.74	44.19	31.87	7.09	32.89	6.00	180	316	PEAK	<p>Level (dBuV/m) vs Frequency (MHz) plot for Fundamental polarization. The y-axis ranges from 0 to 117 dBuV/m, and the x-axis ranges from 1000 to 3000 MHz. A red horizontal line at 73.1 dBuV/m is labeled 'FCC PART 15C'. A blue trace shows a signal level around 58.5 dBuV/m with a sharp peak at 2402 MHz reaching approximately 102.4 dBuV/m.</p> <table border="1"> <thead> <tr> <th>Limit</th> <th>Read</th> <th>Ant</th> <th>Cable</th> <th>Preamp</th> <th>Aux</th> <th>APos</th> <th>TPos</th> </tr> <tr> <th>Freq</th> <th>Level</th> <th>Line</th> <th>Margin</th> <th>Level</th> <th>Factor</th> <th>Loss</th> <th>Factor</th> </tr> <tr> <th>MHz</th> <th>dBuV/m</th> <th>dBuV/m</th> <th>dB</th> <th>dBuV</th> <th>dB/m</th> <th>dB</th> <th>dB</th> </tr> </thead> <tbody> <tr> <td>1</td> <td>2402.00</td> <td>95.45</td> <td>-----</td> <td>-----</td> <td>83.10</td> <td>32.00</td> <td>7.19</td> <td>32.84</td> <td>6.00</td> <td>180</td> <td>316</td> <td>PEAK</td> </tr> </tbody> </table>	Limit	Read	Ant	Cable	Preamp	Aux	APos	TPos	Freq	Level	Line	Margin	Level	Factor	Loss	Factor	MHz	dBuV/m	dBuV/m	dB	dBuV	dB/m	dB	dB	1	2402.00	95.45	-----	-----	83.10	32.00	7.19	32.84	6.00	180	316	PEAK
	Limit	Read	Ant	Cable	Preamp	Aux	APos	TPos																																																																				
Freq	Level	Line	Margin	Level	Factor	Loss	Factor																																																																					
MHz	dBuV/m	dBuV/m	dB	dBuV	dB/m	dB	dB																																																																					
1	2344.50	56.26	74.00	-17.74	44.19	31.87	7.09	32.89	6.00	180	316	PEAK																																																																
Limit	Read	Ant	Cable	Preamp	Aux	APos	TPos																																																																					
Freq	Level	Line	Margin	Level	Factor	Loss	Factor																																																																					
MHz	dBuV/m	dBuV/m	dB	dBuV	dB/m	dB	dB																																																																					
1	2402.00	95.45	-----	-----	83.10	32.00	7.19	32.84	6.00	180	316	PEAK																																																																
Avg	<p>Level (dBuV/m) vs Frequency (MHz) plot for Horizontal polarization. The y-axis ranges from 0 to 117 dBuV/m, and the x-axis ranges from 2310 to 2402 MHz. A red horizontal line at 58.5 dBuV/m is labeled 'FCC PART 15C (AVG)'. A blue trace shows a signal level around 43.9 dBuV/m with a sharp peak at 2402 MHz reaching approximately 102.4 dBuV/m.</p> <table border="1"> <thead> <tr> <th>Limit</th> <th>Read</th> <th>Ant</th> <th>Cable</th> <th>Preamp</th> <th>Aux</th> <th>APos</th> <th>TPos</th> </tr> <tr> <th>Freq</th> <th>Level</th> <th>Line</th> <th>Margin</th> <th>Level</th> <th>Factor</th> <th>Loss</th> <th>Factor</th> </tr> <tr> <th>MHz</th> <th>dBuV/m</th> <th>dBuV/m</th> <th>dB</th> <th>dBuV</th> <th>dB/m</th> <th>dB</th> <th>dB</th> </tr> </thead> <tbody> <tr> <td>1</td> <td>2388.75</td> <td>46.22</td> <td>54.00</td> <td>-7.78</td> <td>33.94</td> <td>31.97</td> <td>7.16</td> <td>32.85</td> <td>6.00</td> <td>180</td> <td>316</td> <td>AVERAGE</td> </tr> </tbody> </table>	Limit	Read	Ant	Cable	Preamp	Aux	APos	TPos	Freq	Level	Line	Margin	Level	Factor	Loss	Factor	MHz	dBuV/m	dBuV/m	dB	dBuV	dB/m	dB	dB	1	2388.75	46.22	54.00	-7.78	33.94	31.97	7.16	32.85	6.00	180	316	AVERAGE	<p>Level (dBuV/m) vs Frequency (MHz) plot for Fundamental polarization. The y-axis ranges from 0 to 117 dBuV/m, and the x-axis ranges from 1000 to 3000 MHz. A red horizontal line at 58.5 dBuV/m is labeled 'FCC PART 15C (AVG)'. A blue trace shows a signal level around 43.9 dBuV/m with a sharp peak at 2402 MHz reaching approximately 102.4 dBuV/m.</p> <table border="1"> <thead> <tr> <th>Limit</th> <th>Read</th> <th>Ant</th> <th>Cable</th> <th>Preamp</th> <th>Aux</th> <th>APos</th> <th>TPos</th> </tr> <tr> <th>Freq</th> <th>Level</th> <th>Line</th> <th>Margin</th> <th>Level</th> <th>Factor</th> <th>Loss</th> <th>Factor</th> </tr> <tr> <th>MHz</th> <th>dBuV/m</th> <th>dBuV/m</th> <th>dB</th> <th>dBuV</th> <th>dB/m</th> <th>dB</th> <th>dB</th> </tr> </thead> <tbody> <tr> <td>1</td> <td>2402.00</td> <td>94.13</td> <td>-----</td> <td>-----</td> <td>81.00</td> <td>31.99</td> <td>7.18</td> <td>32.84</td> <td>6.00</td> <td>180</td> <td>316</td> <td>AVERAGE</td> </tr> </tbody> </table>	Limit	Read	Ant	Cable	Preamp	Aux	APos	TPos	Freq	Level	Line	Margin	Level	Factor	Loss	Factor	MHz	dBuV/m	dBuV/m	dB	dBuV	dB/m	dB	dB	1	2402.00	94.13	-----	-----	81.00	31.99	7.18	32.84	6.00	180	316	AVERAGE
Limit	Read	Ant	Cable	Preamp	Aux	APos	TPos																																																																					
Freq	Level	Line	Margin	Level	Factor	Loss	Factor																																																																					
MHz	dBuV/m	dBuV/m	dB	dBuV	dB/m	dB	dB																																																																					
1	2388.75	46.22	54.00	-7.78	33.94	31.97	7.16	32.85	6.00	180	316	AVERAGE																																																																
Limit	Read	Ant	Cable	Preamp	Aux	APos	TPos																																																																					
Freq	Level	Line	Margin	Level	Factor	Loss	Factor																																																																					
MHz	dBuV/m	dBuV/m	dB	dBuV	dB/m	dB	dB																																																																					
1	2402.00	94.13	-----	-----	81.00	31.99	7.18	32.84	6.00	180	316	AVERAGE																																																																



Mode	7																																																																																	
	Band Edge																																																																																	
	2400-2483.5_Bluetooth-LE_GSKF_CH00_2402MHz																																																																																	
ANT	SISO																																																																																	
Pol.	Vertical	Fundamental																																																																																
Peak	<table border="1"> <thead> <tr> <th>Limit</th> <th>Read</th> <th>Ant</th> <th>Cable</th> <th>Preamp</th> <th>Aux</th> <th>APos</th> <th>TPos</th> <th>Remark</th> </tr> <tr> <th>Freq</th> <th>Level</th> <th>Line</th> <th>Margin</th> <th>Level</th> <th>Factor</th> <th>Loss</th> <th>Factor</th> <th>Factor</th> </tr> <tr> <th>MHz</th> <th>dBuV/m</th> <th>dBuV/m</th> <th>dB</th> <th>dBuV</th> <th>dB/m</th> <th>dB</th> <th>dB</th> <th>dB</th> </tr> </thead> <tbody> <tr> <td>1</td> <td>2353.98</td> <td>55.74</td> <td>74.00</td> <td>-18.26</td> <td>43.62</td> <td>31.89</td> <td>7.11</td> <td>32.88</td> <td>6.00</td> <td>300</td> <td>288</td> <td>PEAK</td> </tr> </tbody> </table>	Limit	Read	Ant	Cable	Preamp	Aux	APos	TPos	Remark	Freq	Level	Line	Margin	Level	Factor	Loss	Factor	Factor	MHz	dBuV/m	dBuV/m	dB	dBuV	dB/m	dB	dB	dB	1	2353.98	55.74	74.00	-18.26	43.62	31.89	7.11	32.88	6.00	300	288	PEAK	<table border="1"> <thead> <tr> <th>Limit</th> <th>Read</th> <th>Ant</th> <th>Cable</th> <th>Preamp</th> <th>Aux</th> <th>APos</th> <th>TPos</th> <th>Remark</th> </tr> <tr> <th>Freq</th> <th>Level</th> <th>Line</th> <th>Margin</th> <th>Level</th> <th>Factor</th> <th>Loss</th> <th>Factor</th> <th>Factor</th> </tr> <tr> <th>MHz</th> <th>dBuV/m</th> <th>dBuV/m</th> <th>dB</th> <th>dBuV</th> <th>dB/m</th> <th>dB</th> <th>dB</th> <th>dB</th> </tr> </thead> <tbody> <tr> <td>1</td> <td>2402.00</td> <td>93.73</td> <td>-----</td> <td>-----</td> <td>81.38</td> <td>32.00</td> <td>7.19</td> <td>32.84</td> <td>6.00</td> <td>300</td> <td>288</td> <td>PEAK</td> </tr> </tbody> </table>	Limit	Read	Ant	Cable	Preamp	Aux	APos	TPos	Remark	Freq	Level	Line	Margin	Level	Factor	Loss	Factor	Factor	MHz	dBuV/m	dBuV/m	dB	dBuV	dB/m	dB	dB	dB	1	2402.00	93.73	-----	-----	81.38	32.00	7.19	32.84	6.00	300	288	PEAK
Limit	Read	Ant	Cable	Preamp	Aux	APos	TPos	Remark																																																																										
Freq	Level	Line	Margin	Level	Factor	Loss	Factor	Factor																																																																										
MHz	dBuV/m	dBuV/m	dB	dBuV	dB/m	dB	dB	dB																																																																										
1	2353.98	55.74	74.00	-18.26	43.62	31.89	7.11	32.88	6.00	300	288	PEAK																																																																						
Limit	Read	Ant	Cable	Preamp	Aux	APos	TPos	Remark																																																																										
Freq	Level	Line	Margin	Level	Factor	Loss	Factor	Factor																																																																										
MHz	dBuV/m	dBuV/m	dB	dBuV	dB/m	dB	dB	dB																																																																										
1	2402.00	93.73	-----	-----	81.38	32.00	7.19	32.84	6.00	300	288	PEAK																																																																						
Avg	<table border="1"> <thead> <tr> <th>Limit</th> <th>Read</th> <th>Ant</th> <th>Cable</th> <th>Preamp</th> <th>Aux</th> <th>APos</th> <th>TPos</th> <th>Remark</th> </tr> <tr> <th>Freq</th> <th>Level</th> <th>Line</th> <th>Margin</th> <th>Level</th> <th>Factor</th> <th>Loss</th> <th>Factor</th> <th>Factor</th> </tr> <tr> <th>MHz</th> <th>dBuV/m</th> <th>dBuV/m</th> <th>dB</th> <th>dBuV</th> <th>dB/m</th> <th>dB</th> <th>dB</th> <th>dB</th> </tr> </thead> <tbody> <tr> <td>1</td> <td>2379.92</td> <td>46.03</td> <td>54.00</td> <td>-7.97</td> <td>33.79</td> <td>31.95</td> <td>7.15</td> <td>32.86</td> <td>6.00</td> <td>300</td> <td>288</td> <td>AVERAGE</td> </tr> </tbody> </table>	Limit	Read	Ant	Cable	Preamp	Aux	APos	TPos	Remark	Freq	Level	Line	Margin	Level	Factor	Loss	Factor	Factor	MHz	dBuV/m	dBuV/m	dB	dBuV	dB/m	dB	dB	dB	1	2379.92	46.03	54.00	-7.97	33.79	31.95	7.15	32.86	6.00	300	288	AVERAGE	<table border="1"> <thead> <tr> <th>Limit</th> <th>Read</th> <th>Ant</th> <th>Cable</th> <th>Preamp</th> <th>Aux</th> <th>APos</th> <th>TPos</th> <th>Remark</th> </tr> <tr> <th>Freq</th> <th>Level</th> <th>Line</th> <th>Margin</th> <th>Level</th> <th>Factor</th> <th>Loss</th> <th>Factor</th> <th>Factor</th> </tr> <tr> <th>MHz</th> <th>dBuV/m</th> <th>dBuV/m</th> <th>dB</th> <th>dBuV</th> <th>dB/m</th> <th>dB</th> <th>dB</th> <th>dB</th> </tr> </thead> <tbody> <tr> <td>1</td> <td>2402.00</td> <td>92.38</td> <td>-----</td> <td>-----</td> <td>80.05</td> <td>31.99</td> <td>7.18</td> <td>32.84</td> <td>6.00</td> <td>300</td> <td>288</td> <td>AVERAGE</td> </tr> </tbody> </table>	Limit	Read	Ant	Cable	Preamp	Aux	APos	TPos	Remark	Freq	Level	Line	Margin	Level	Factor	Loss	Factor	Factor	MHz	dBuV/m	dBuV/m	dB	dBuV	dB/m	dB	dB	dB	1	2402.00	92.38	-----	-----	80.05	31.99	7.18	32.84	6.00	300	288	AVERAGE
Limit	Read	Ant	Cable	Preamp	Aux	APos	TPos	Remark																																																																										
Freq	Level	Line	Margin	Level	Factor	Loss	Factor	Factor																																																																										
MHz	dBuV/m	dBuV/m	dB	dBuV	dB/m	dB	dB	dB																																																																										
1	2379.92	46.03	54.00	-7.97	33.79	31.95	7.15	32.86	6.00	300	288	AVERAGE																																																																						
Limit	Read	Ant	Cable	Preamp	Aux	APos	TPos	Remark																																																																										
Freq	Level	Line	Margin	Level	Factor	Loss	Factor	Factor																																																																										
MHz	dBuV/m	dBuV/m	dB	dBuV	dB/m	dB	dB	dB																																																																										
1	2402.00	92.38	-----	-----	80.05	31.99	7.18	32.84	6.00	300	288	AVERAGE																																																																						



Mode	7																																																																											
	Harmonic																																																																											
	2400-2483.5_Bluetooth-LE_GSKF_CH00_2402MHz																																																																											
ANT	SISO																																																																											
Pol.	Horizontal	Vertical																																																																										
Peak Avg	<table border="1"> <thead> <tr> <th>Limit</th> <th>Read</th> <th>Ant</th> <th>Cable</th> <th>Preamp</th> <th>Aux</th> <th>APos</th> <th>TPos</th> </tr> <tr> <th>Freq</th> <th>Level</th> <th>Line Margin</th> <th>Level Factor</th> <th>Loss Factor</th> <th>Factor</th> <th></th> <th>Remark</th> </tr> <tr> <th>MHz</th> <th>dBuV/m</th> <th>dBuV/m</th> <th>dB</th> <th>dBuV</th> <th>dB/m</th> <th>dB</th> <th>dB</th> </tr> </thead> <tbody> <tr> <td>1</td> <td>4804.00</td> <td>40.88</td> <td>74.00</td> <td>-33.12</td> <td>61.80</td> <td>34.07</td> <td>10.27</td> <td>65.26</td> <td>0.00</td> <td>100</td> <td>360</td> <td>PEAK</td> </tr> </tbody> </table>	Limit	Read	Ant	Cable	Preamp	Aux	APos	TPos	Freq	Level	Line Margin	Level Factor	Loss Factor	Factor		Remark	MHz	dBuV/m	dBuV/m	dB	dBuV	dB/m	dB	dB	1	4804.00	40.88	74.00	-33.12	61.80	34.07	10.27	65.26	0.00	100	360	PEAK	<table border="1"> <thead> <tr> <th>Limit</th> <th>Read</th> <th>Ant</th> <th>Cable</th> <th>Preamp</th> <th>Aux</th> <th>APos</th> <th>TPos</th> </tr> <tr> <th>Freq</th> <th>Level</th> <th>Line Margin</th> <th>Level Factor</th> <th>Loss Factor</th> <th>Factor</th> <th></th> <th>Remark</th> </tr> <tr> <th>MHz</th> <th>dBuV/m</th> <th>dBuV/m</th> <th>dB</th> <th>dBuV</th> <th>dB/m</th> <th>dB</th> <th>dB</th> </tr> </thead> <tbody> <tr> <td>1</td> <td>4804.00</td> <td>41.21</td> <td>74.00</td> <td>-32.79</td> <td>62.13</td> <td>34.07</td> <td>10.27</td> <td>65.26</td> <td>0.00</td> <td>300</td> <td>360</td> <td>PEAK</td> </tr> </tbody> </table>	Limit	Read	Ant	Cable	Preamp	Aux	APos	TPos	Freq	Level	Line Margin	Level Factor	Loss Factor	Factor		Remark	MHz	dBuV/m	dBuV/m	dB	dBuV	dB/m	dB	dB	1	4804.00	41.21	74.00	-32.79	62.13	34.07	10.27	65.26	0.00	300	360	PEAK
Limit	Read	Ant	Cable	Preamp	Aux	APos	TPos																																																																					
Freq	Level	Line Margin	Level Factor	Loss Factor	Factor		Remark																																																																					
MHz	dBuV/m	dBuV/m	dB	dBuV	dB/m	dB	dB																																																																					
1	4804.00	40.88	74.00	-33.12	61.80	34.07	10.27	65.26	0.00	100	360	PEAK																																																																
Limit	Read	Ant	Cable	Preamp	Aux	APos	TPos																																																																					
Freq	Level	Line Margin	Level Factor	Loss Factor	Factor		Remark																																																																					
MHz	dBuV/m	dBuV/m	dB	dBuV	dB/m	dB	dB																																																																					
1	4804.00	41.21	74.00	-32.79	62.13	34.07	10.27	65.26	0.00	300	360	PEAK																																																																



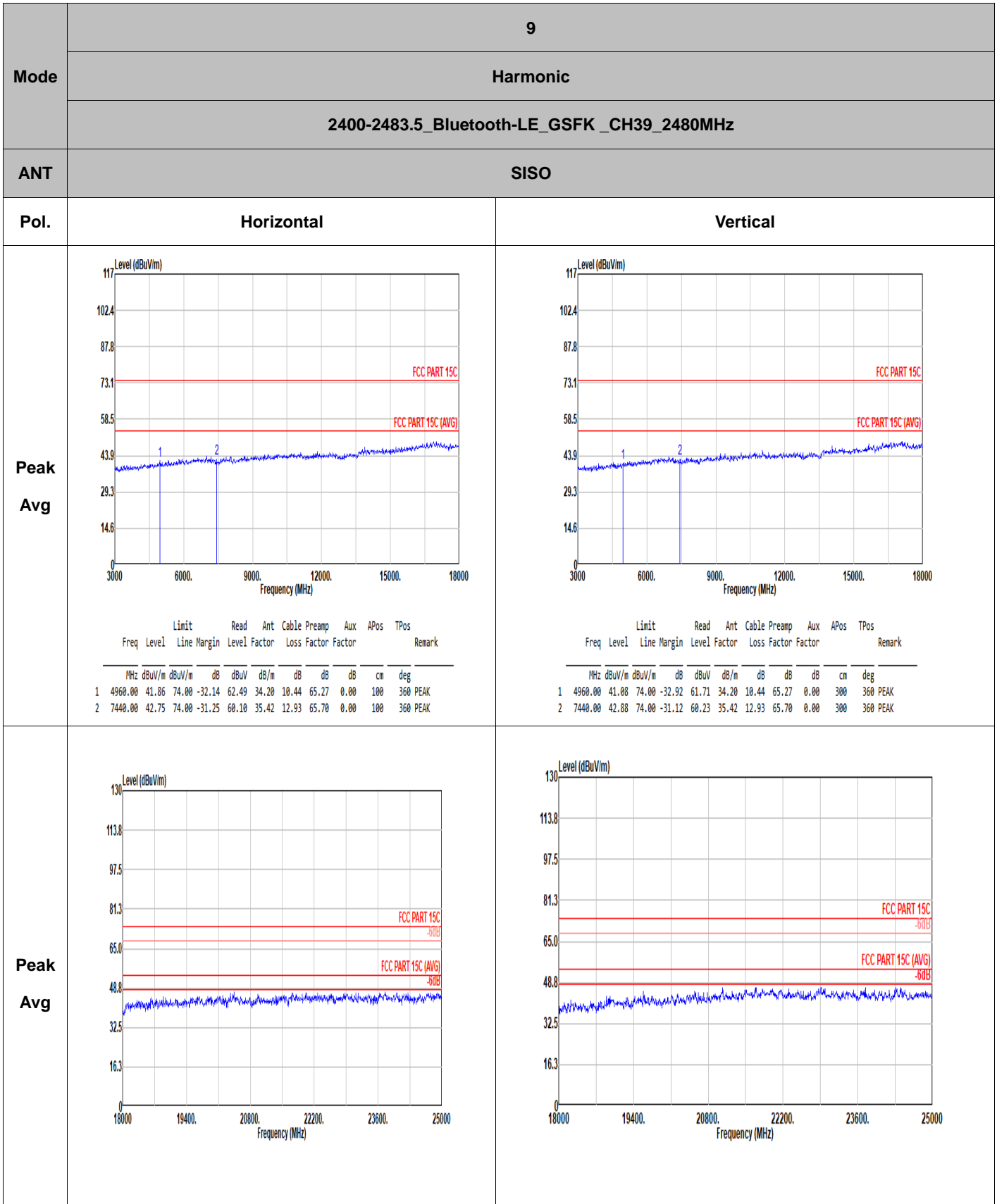
Mode	8																																																																																																												
	Harmonic																																																																																																												
	2400-2483.5_Bluetooth-LE_GSKF_CH19_2440MHz																																																																																																												
ANT	SISO																																																																																																												
Pol.	Horizontal	Vertical																																																																																																											
Peak Avg																																																																																																													
	<table border="1"> <thead> <tr> <th>Limit</th> <th>Read</th> <th>Ant</th> <th>Cable</th> <th>Preamp</th> <th>Aux</th> <th>APos</th> <th>TPos</th> <th>Remark</th> </tr> <tr> <th>Freq</th> <th>Level</th> <th>Line Margin</th> <th>Level Factor</th> <th>Loss Factor</th> <th>Factor</th> <th></th> <th></th> <th></th> </tr> <tr> <th>MHz</th> <th>dBuV/m</th> <th>dBuV/m</th> <th>dB</th> <th>dBuV</th> <th>dB/m</th> <th>dB</th> <th>dB</th> <th>cm</th> <th>deg</th> </tr> </thead> <tbody> <tr> <td>1</td> <td>4880.00</td> <td>41.49</td> <td>74.00</td> <td>-32.51</td> <td>62.28</td> <td>34.13</td> <td>10.35</td> <td>65.27</td> <td>0.00</td> <td>100</td> <td>360</td> <td>PEAK</td> </tr> <tr> <td>2</td> <td>7320.00</td> <td>42.61</td> <td>74.00</td> <td>-31.39</td> <td>59.79</td> <td>35.41</td> <td>12.79</td> <td>65.38</td> <td>0.00</td> <td>100</td> <td>360</td> <td>PEAK</td> </tr> </tbody> </table>	Limit	Read	Ant	Cable	Preamp	Aux	APos	TPos	Remark	Freq	Level	Line Margin	Level Factor	Loss Factor	Factor				MHz	dBuV/m	dBuV/m	dB	dBuV	dB/m	dB	dB	cm	deg	1	4880.00	41.49	74.00	-32.51	62.28	34.13	10.35	65.27	0.00	100	360	PEAK	2	7320.00	42.61	74.00	-31.39	59.79	35.41	12.79	65.38	0.00	100	360	PEAK	<table border="1"> <thead> <tr> <th>Limit</th> <th>Read</th> <th>Ant</th> <th>Cable</th> <th>Preamp</th> <th>Aux</th> <th>APos</th> <th>TPos</th> <th>Remark</th> </tr> <tr> <th>Freq</th> <th>Level</th> <th>Line Margin</th> <th>Level Factor</th> <th>Loss Factor</th> <th>Factor</th> <th></th> <th></th> <th></th> </tr> <tr> <th>MHz</th> <th>dBuV/m</th> <th>dBuV/m</th> <th>dB</th> <th>dBuV</th> <th>dB/m</th> <th>dB</th> <th>dB</th> <th>cm</th> <th>deg</th> </tr> </thead> <tbody> <tr> <td>1</td> <td>4880.00</td> <td>40.81</td> <td>74.00</td> <td>-33.19</td> <td>61.60</td> <td>34.13</td> <td>10.35</td> <td>65.27</td> <td>0.00</td> <td>300</td> <td>360</td> <td>PEAK</td> </tr> <tr> <td>2</td> <td>7320.00</td> <td>43.06</td> <td>74.00</td> <td>-30.94</td> <td>60.24</td> <td>35.41</td> <td>12.79</td> <td>65.38</td> <td>0.00</td> <td>300</td> <td>360</td> <td>PEAK</td> </tr> </tbody> </table>	Limit	Read	Ant	Cable	Preamp	Aux	APos	TPos	Remark	Freq	Level	Line Margin	Level Factor	Loss Factor	Factor				MHz	dBuV/m	dBuV/m	dB	dBuV	dB/m	dB	dB	cm	deg	1	4880.00	40.81	74.00	-33.19	61.60	34.13	10.35	65.27	0.00	300	360	PEAK	2	7320.00	43.06	74.00	-30.94	60.24	35.41	12.79	65.38	0.00	300	360
Limit	Read	Ant	Cable	Preamp	Aux	APos	TPos	Remark																																																																																																					
Freq	Level	Line Margin	Level Factor	Loss Factor	Factor																																																																																																								
MHz	dBuV/m	dBuV/m	dB	dBuV	dB/m	dB	dB	cm	deg																																																																																																				
1	4880.00	41.49	74.00	-32.51	62.28	34.13	10.35	65.27	0.00	100	360	PEAK																																																																																																	
2	7320.00	42.61	74.00	-31.39	59.79	35.41	12.79	65.38	0.00	100	360	PEAK																																																																																																	
Limit	Read	Ant	Cable	Preamp	Aux	APos	TPos	Remark																																																																																																					
Freq	Level	Line Margin	Level Factor	Loss Factor	Factor																																																																																																								
MHz	dBuV/m	dBuV/m	dB	dBuV	dB/m	dB	dB	cm	deg																																																																																																				
1	4880.00	40.81	74.00	-33.19	61.60	34.13	10.35	65.27	0.00	300	360	PEAK																																																																																																	
2	7320.00	43.06	74.00	-30.94	60.24	35.41	12.79	65.38	0.00	300	360	PEAK																																																																																																	



Mode	9																																																																																																	
	Band Edge																																																																																																	
	2400-2483.5_Bluetooth-LE_GSKF_CH39_2480MHz																																																																																																	
ANT	SISO																																																																																																	
Pol.	Horizontal	Fundamental																																																																																																
Peak	<table border="1"> <thead> <tr> <th>Limit</th> <th>Read</th> <th>Ant</th> <th>Cable</th> <th>Preamp</th> <th>Aux</th> <th>APos</th> <th>TPos</th> </tr> <tr> <th>Freq</th> <th>Level</th> <th>Line</th> <th>Margin</th> <th>Level</th> <th>Factor</th> <th>Loss</th> <th>Factor</th> </tr> <tr> <th>MHz</th> <th>dBuV/m</th> <th>dBuV/m</th> <th>dB</th> <th>dBuV</th> <th>dB/m</th> <th>dB</th> <th>dB</th> </tr> </thead> <tbody> <tr> <td>1 2484.46</td> <td>56.83</td> <td>74.00</td> <td>-17.17</td> <td>44.15</td> <td>32.16</td> <td>7.33</td> <td>32.81</td> </tr> <tr> <td></td> <td></td> <td></td> <td></td> <td></td> <td></td> <td>6.00</td> <td>100</td> </tr> <tr> <td></td> <td></td> <td></td> <td></td> <td></td> <td></td> <td></td> <td>240 PEAK</td> </tr> </tbody> </table>	Limit	Read	Ant	Cable	Preamp	Aux	APos	TPos	Freq	Level	Line	Margin	Level	Factor	Loss	Factor	MHz	dBuV/m	dBuV/m	dB	dBuV	dB/m	dB	dB	1 2484.46	56.83	74.00	-17.17	44.15	32.16	7.33	32.81							6.00	100								240 PEAK	<table border="1"> <thead> <tr> <th>Limit</th> <th>Read</th> <th>Ant</th> <th>Cable</th> <th>Preamp</th> <th>Aux</th> <th>APos</th> <th>TPos</th> </tr> <tr> <th>Freq</th> <th>Level</th> <th>Line</th> <th>Margin</th> <th>Level</th> <th>Factor</th> <th>Loss</th> <th>Factor</th> </tr> <tr> <th>MHz</th> <th>dBuV/m</th> <th>dBuV/m</th> <th>dB</th> <th>dBuV</th> <th>dB/m</th> <th>dB</th> <th>dB</th> </tr> </thead> <tbody> <tr> <td>1 2480.00</td> <td>92.75</td> <td>-----</td> <td>-----</td> <td>80.10</td> <td>32.15</td> <td>7.32</td> <td>32.82</td> </tr> <tr> <td></td> <td></td> <td></td> <td></td> <td></td> <td></td> <td>6.00</td> <td>100</td> </tr> <tr> <td></td> <td></td> <td></td> <td></td> <td></td> <td></td> <td></td> <td>240 PEAK</td> </tr> </tbody> </table>	Limit	Read	Ant	Cable	Preamp	Aux	APos	TPos	Freq	Level	Line	Margin	Level	Factor	Loss	Factor	MHz	dBuV/m	dBuV/m	dB	dBuV	dB/m	dB	dB	1 2480.00	92.75	-----	-----	80.10	32.15	7.32	32.82							6.00	100								240 PEAK
Limit	Read	Ant	Cable	Preamp	Aux	APos	TPos																																																																																											
Freq	Level	Line	Margin	Level	Factor	Loss	Factor																																																																																											
MHz	dBuV/m	dBuV/m	dB	dBuV	dB/m	dB	dB																																																																																											
1 2484.46	56.83	74.00	-17.17	44.15	32.16	7.33	32.81																																																																																											
						6.00	100																																																																																											
							240 PEAK																																																																																											
Limit	Read	Ant	Cable	Preamp	Aux	APos	TPos																																																																																											
Freq	Level	Line	Margin	Level	Factor	Loss	Factor																																																																																											
MHz	dBuV/m	dBuV/m	dB	dBuV	dB/m	dB	dB																																																																																											
1 2480.00	92.75	-----	-----	80.10	32.15	7.32	32.82																																																																																											
						6.00	100																																																																																											
							240 PEAK																																																																																											
Avg	<table border="1"> <thead> <tr> <th>Limit</th> <th>Read</th> <th>Ant</th> <th>Cable</th> <th>Preamp</th> <th>Aux</th> <th>APos</th> <th>TPos</th> </tr> <tr> <th>Freq</th> <th>Level</th> <th>Line</th> <th>Margin</th> <th>Level</th> <th>Factor</th> <th>Loss</th> <th>Factor</th> </tr> <tr> <th>MHz</th> <th>dBuV/m</th> <th>dBuV/m</th> <th>dB</th> <th>dBuV</th> <th>dB/m</th> <th>dB</th> <th>dB</th> </tr> </thead> <tbody> <tr> <td>1 2483.50</td> <td>47.80</td> <td>54.00</td> <td>-6.20</td> <td>35.13</td> <td>32.16</td> <td>7.33</td> <td>32.82</td> </tr> <tr> <td></td> <td></td> <td></td> <td></td> <td></td> <td></td> <td>6.00</td> <td>100</td> </tr> <tr> <td></td> <td></td> <td></td> <td></td> <td></td> <td></td> <td></td> <td>240 AVERAGE</td> </tr> </tbody> </table>	Limit	Read	Ant	Cable	Preamp	Aux	APos	TPos	Freq	Level	Line	Margin	Level	Factor	Loss	Factor	MHz	dBuV/m	dBuV/m	dB	dBuV	dB/m	dB	dB	1 2483.50	47.80	54.00	-6.20	35.13	32.16	7.33	32.82							6.00	100								240 AVERAGE	<table border="1"> <thead> <tr> <th>Limit</th> <th>Read</th> <th>Ant</th> <th>Cable</th> <th>Preamp</th> <th>Aux</th> <th>APos</th> <th>TPos</th> </tr> <tr> <th>Freq</th> <th>Level</th> <th>Line</th> <th>Margin</th> <th>Level</th> <th>Factor</th> <th>Loss</th> <th>Factor</th> </tr> <tr> <th>MHz</th> <th>dBuV/m</th> <th>dBuV/m</th> <th>dB</th> <th>dBuV</th> <th>dB/m</th> <th>dB</th> <th>dB</th> </tr> </thead> <tbody> <tr> <td>1 2480.00</td> <td>91.44</td> <td>-----</td> <td>-----</td> <td>78.79</td> <td>32.15</td> <td>7.32</td> <td>32.82</td> </tr> <tr> <td></td> <td></td> <td></td> <td></td> <td></td> <td></td> <td>6.00</td> <td>100</td> </tr> <tr> <td></td> <td></td> <td></td> <td></td> <td></td> <td></td> <td></td> <td>240 AVERAGE</td> </tr> </tbody> </table>	Limit	Read	Ant	Cable	Preamp	Aux	APos	TPos	Freq	Level	Line	Margin	Level	Factor	Loss	Factor	MHz	dBuV/m	dBuV/m	dB	dBuV	dB/m	dB	dB	1 2480.00	91.44	-----	-----	78.79	32.15	7.32	32.82							6.00	100								240 AVERAGE
Limit	Read	Ant	Cable	Preamp	Aux	APos	TPos																																																																																											
Freq	Level	Line	Margin	Level	Factor	Loss	Factor																																																																																											
MHz	dBuV/m	dBuV/m	dB	dBuV	dB/m	dB	dB																																																																																											
1 2483.50	47.80	54.00	-6.20	35.13	32.16	7.33	32.82																																																																																											
						6.00	100																																																																																											
							240 AVERAGE																																																																																											
Limit	Read	Ant	Cable	Preamp	Aux	APos	TPos																																																																																											
Freq	Level	Line	Margin	Level	Factor	Loss	Factor																																																																																											
MHz	dBuV/m	dBuV/m	dB	dBuV	dB/m	dB	dB																																																																																											
1 2480.00	91.44	-----	-----	78.79	32.15	7.32	32.82																																																																																											
						6.00	100																																																																																											
							240 AVERAGE																																																																																											

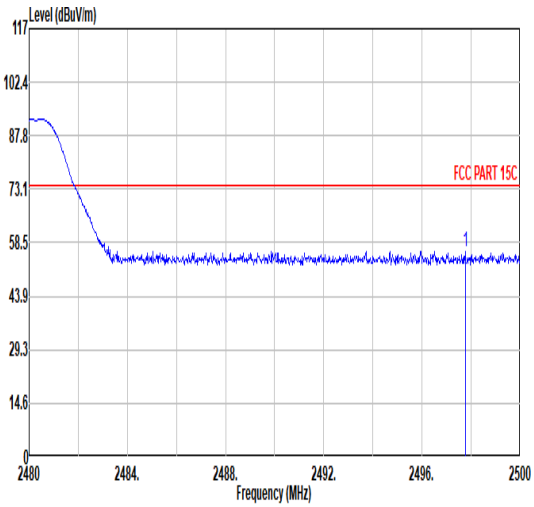
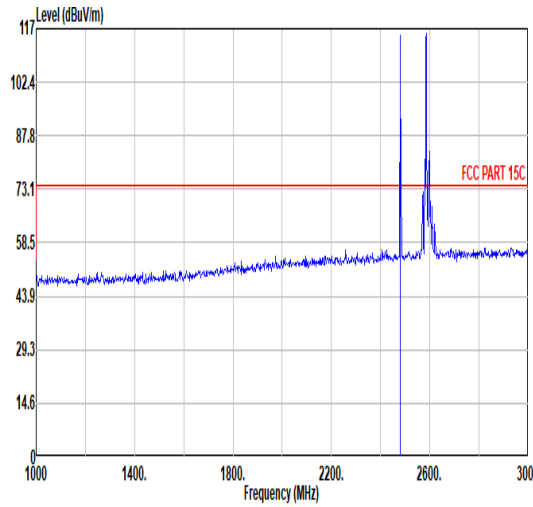
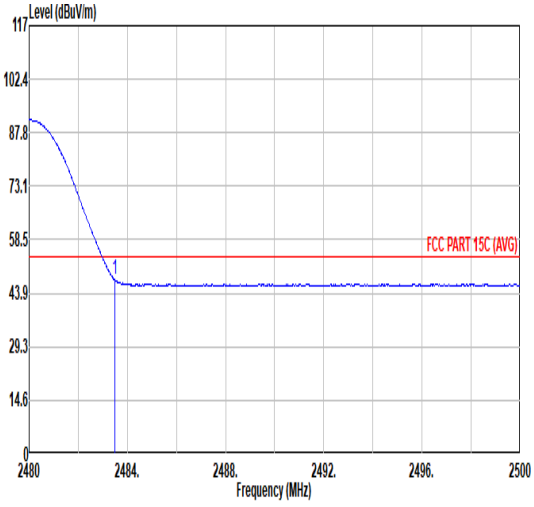
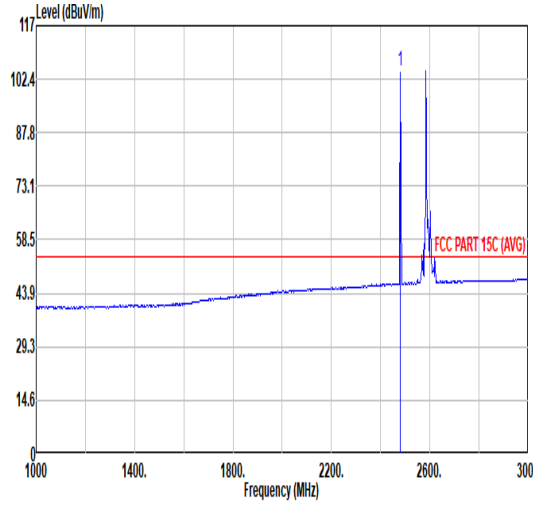


Mode	9																																																																																	
	Band Edge																																																																																	
	2400-2483.5_Bluetooth-LE_GSKF_CH39_2480MHz																																																																																	
ANT	SISO																																																																																	
Pol.	Vertical	Fundamental																																																																																
Peak	<table border="1"> <thead> <tr> <th>Limit</th> <th>Read</th> <th>Ant</th> <th>Cable</th> <th>Preamp</th> <th>Aux</th> <th>APos</th> <th>TPos</th> <th>Remark</th> </tr> <tr> <th>Freq</th> <th>Level</th> <th>Line</th> <th>Margin</th> <th>Level</th> <th>Factor</th> <th>Loss</th> <th>Factor</th> <th>Factor</th> </tr> <tr> <th>MHz</th> <th>dBuV/m</th> <th>dBuV/m</th> <th>dB</th> <th>dBuV</th> <th>dB/m</th> <th>dB</th> <th>dB</th> <th>cm</th> <th>deg</th> </tr> </thead> <tbody> <tr> <td>1 2499.08</td> <td>57.03</td> <td>74.00</td> <td>-16.97</td> <td>44.29</td> <td>32.19</td> <td>7.36</td> <td>32.81</td> <td>6.00</td> <td>324</td> <td>280</td> <td>PEAK</td> </tr> </tbody> </table>	Limit	Read	Ant	Cable	Preamp	Aux	APos	TPos	Remark	Freq	Level	Line	Margin	Level	Factor	Loss	Factor	Factor	MHz	dBuV/m	dBuV/m	dB	dBuV	dB/m	dB	dB	cm	deg	1 2499.08	57.03	74.00	-16.97	44.29	32.19	7.36	32.81	6.00	324	280	PEAK	<table border="1"> <thead> <tr> <th>Limit</th> <th>Read</th> <th>Ant</th> <th>Cable</th> <th>Preamp</th> <th>Aux</th> <th>APos</th> <th>TPos</th> <th>Remark</th> </tr> <tr> <th>Freq</th> <th>Level</th> <th>Line</th> <th>Margin</th> <th>Level</th> <th>Factor</th> <th>Loss</th> <th>Factor</th> <th>Factor</th> </tr> <tr> <th>MHz</th> <th>dBuV/m</th> <th>dBuV/m</th> <th>dB</th> <th>dBuV</th> <th>dB/m</th> <th>dB</th> <th>dB</th> <th>cm</th> <th>deg</th> </tr> </thead> <tbody> <tr> <td>1 2480.00</td> <td>95.81</td> <td>-----</td> <td>-----</td> <td>83.16</td> <td>32.15</td> <td>7.32</td> <td>32.82</td> <td>6.00</td> <td>324</td> <td>280</td> <td>PEAK</td> </tr> </tbody> </table>	Limit	Read	Ant	Cable	Preamp	Aux	APos	TPos	Remark	Freq	Level	Line	Margin	Level	Factor	Loss	Factor	Factor	MHz	dBuV/m	dBuV/m	dB	dBuV	dB/m	dB	dB	cm	deg	1 2480.00	95.81	-----	-----	83.16	32.15	7.32	32.82	6.00	324	280	PEAK
	Limit	Read	Ant	Cable	Preamp	Aux	APos	TPos	Remark																																																																									
Freq	Level	Line	Margin	Level	Factor	Loss	Factor	Factor																																																																										
MHz	dBuV/m	dBuV/m	dB	dBuV	dB/m	dB	dB	cm	deg																																																																									
1 2499.08	57.03	74.00	-16.97	44.29	32.19	7.36	32.81	6.00	324	280	PEAK																																																																							
Limit	Read	Ant	Cable	Preamp	Aux	APos	TPos	Remark																																																																										
Freq	Level	Line	Margin	Level	Factor	Loss	Factor	Factor																																																																										
MHz	dBuV/m	dBuV/m	dB	dBuV	dB/m	dB	dB	cm	deg																																																																									
1 2480.00	95.81	-----	-----	83.16	32.15	7.32	32.82	6.00	324	280	PEAK																																																																							
Avg	<table border="1"> <thead> <tr> <th>Limit</th> <th>Read</th> <th>Ant</th> <th>Cable</th> <th>Preamp</th> <th>Aux</th> <th>APos</th> <th>TPos</th> <th>Remark</th> </tr> <tr> <th>Freq</th> <th>Level</th> <th>Line</th> <th>Margin</th> <th>Level</th> <th>Factor</th> <th>Loss</th> <th>Factor</th> <th>Factor</th> </tr> <tr> <th>MHz</th> <th>dBuV/m</th> <th>dBuV/m</th> <th>dB</th> <th>dBuV</th> <th>dB/m</th> <th>dB</th> <th>dB</th> <th>cm</th> <th>deg</th> </tr> </thead> <tbody> <tr> <td>1 2483.50</td> <td>49.09</td> <td>54.00</td> <td>-4.91</td> <td>36.42</td> <td>32.16</td> <td>7.33</td> <td>32.82</td> <td>6.00</td> <td>324</td> <td>280</td> <td>AVERAGE</td> </tr> </tbody> </table>	Limit	Read	Ant	Cable	Preamp	Aux	APos	TPos	Remark	Freq	Level	Line	Margin	Level	Factor	Loss	Factor	Factor	MHz	dBuV/m	dBuV/m	dB	dBuV	dB/m	dB	dB	cm	deg	1 2483.50	49.09	54.00	-4.91	36.42	32.16	7.33	32.82	6.00	324	280	AVERAGE	<table border="1"> <thead> <tr> <th>Limit</th> <th>Read</th> <th>Ant</th> <th>Cable</th> <th>Preamp</th> <th>Aux</th> <th>APos</th> <th>TPos</th> <th>Remark</th> </tr> <tr> <th>Freq</th> <th>Level</th> <th>Line</th> <th>Margin</th> <th>Level</th> <th>Factor</th> <th>Loss</th> <th>Factor</th> <th>Factor</th> </tr> <tr> <th>MHz</th> <th>dBuV/m</th> <th>dBuV/m</th> <th>dB</th> <th>dBuV</th> <th>dB/m</th> <th>dB</th> <th>dB</th> <th>cm</th> <th>deg</th> </tr> </thead> <tbody> <tr> <td>1 2480.00</td> <td>94.39</td> <td>-----</td> <td>-----</td> <td>81.74</td> <td>32.15</td> <td>7.32</td> <td>32.82</td> <td>6.00</td> <td>324</td> <td>280</td> <td>AVERAGE</td> </tr> </tbody> </table>	Limit	Read	Ant	Cable	Preamp	Aux	APos	TPos	Remark	Freq	Level	Line	Margin	Level	Factor	Loss	Factor	Factor	MHz	dBuV/m	dBuV/m	dB	dBuV	dB/m	dB	dB	cm	deg	1 2480.00	94.39	-----	-----	81.74	32.15	7.32	32.82	6.00	324	280	AVERAGE
	Limit	Read	Ant	Cable	Preamp	Aux	APos	TPos	Remark																																																																									
Freq	Level	Line	Margin	Level	Factor	Loss	Factor	Factor																																																																										
MHz	dBuV/m	dBuV/m	dB	dBuV	dB/m	dB	dB	cm	deg																																																																									
1 2483.50	49.09	54.00	-4.91	36.42	32.16	7.33	32.82	6.00	324	280	AVERAGE																																																																							
Limit	Read	Ant	Cable	Preamp	Aux	APos	TPos	Remark																																																																										
Freq	Level	Line	Margin	Level	Factor	Loss	Factor	Factor																																																																										
MHz	dBuV/m	dBuV/m	dB	dBuV	dB/m	dB	dB	cm	deg																																																																									
1 2480.00	94.39	-----	-----	81.74	32.15	7.32	32.82	6.00	324	280	AVERAGE																																																																							



Note: For 18GHz to 25GHz, only worst case is verified in this report.



Mode	22																																																																																	
	Band Edge																																																																																	
	LTE_B41_BW_20M +2400-2483.5_Bluetooth LE_2Mbps_GSKF_CH39_2480MHz																																																																																	
ANT	SISO																																																																																	
Pol.	Horizontal	Fundamental																																																																																
Peak	 <table border="1"> <thead> <tr> <th>Limit</th> <th>Read</th> <th>Ant</th> <th>Cable</th> <th>Preamp</th> <th>Aux</th> <th>APos</th> <th>TPos</th> <th>Remark</th> </tr> <tr> <th>Freq</th> <th>Level</th> <th>Line Margin</th> <th>Level Factor</th> <th>Loss Factor</th> <th>Factor</th> <th>Factor</th> <th>Factor</th> <th>Factor</th> </tr> <tr> <th>MHz</th> <th>dBuV/m</th> <th>dBuV/m</th> <th>dB</th> <th>dBuV</th> <th>dB/m</th> <th>dB</th> <th>dB</th> <th>dB</th> </tr> </thead> <tbody> <tr> <td>1</td> <td>2497.76</td> <td>56.27</td> <td>74.00</td> <td>-17.73</td> <td>43.53</td> <td>32.19</td> <td>7.36</td> <td>32.81</td> <td>6.00</td> <td>100</td> <td>331</td> <td>PEAK</td> </tr> </tbody> </table>	Limit	Read	Ant	Cable	Preamp	Aux	APos	TPos	Remark	Freq	Level	Line Margin	Level Factor	Loss Factor	Factor	Factor	Factor	Factor	MHz	dBuV/m	dBuV/m	dB	dBuV	dB/m	dB	dB	dB	1	2497.76	56.27	74.00	-17.73	43.53	32.19	7.36	32.81	6.00	100	331	PEAK	 <table border="1"> <thead> <tr> <th>Limit</th> <th>Read</th> <th>Ant</th> <th>Cable</th> <th>Preamp</th> <th>Aux</th> <th>APos</th> <th>TPos</th> <th>Remark</th> </tr> <tr> <th>Freq</th> <th>Level</th> <th>Line Margin</th> <th>Level Factor</th> <th>Loss Factor</th> <th>Factor</th> <th>Factor</th> <th>Factor</th> <th>Factor</th> </tr> <tr> <th>MHz</th> <th>dBuV/m</th> <th>dBuV/m</th> <th>dB</th> <th>dBuV</th> <th>dB/m</th> <th>dB</th> <th>dB</th> <th>dB</th> </tr> </thead> <tbody> <tr> <td>1</td> <td>2480.00</td> <td>115.61</td> <td>-----</td> <td>-----</td> <td>102.60</td> <td>32.29</td> <td>7.51</td> <td>32.79</td> <td>6.00</td> <td>100</td> <td>331</td> <td>PEAK</td> </tr> </tbody> </table>	Limit	Read	Ant	Cable	Preamp	Aux	APos	TPos	Remark	Freq	Level	Line Margin	Level Factor	Loss Factor	Factor	Factor	Factor	Factor	MHz	dBuV/m	dBuV/m	dB	dBuV	dB/m	dB	dB	dB	1	2480.00	115.61	-----	-----	102.60	32.29	7.51	32.79	6.00	100	331	PEAK
	Limit	Read	Ant	Cable	Preamp	Aux	APos	TPos	Remark																																																																									
Freq	Level	Line Margin	Level Factor	Loss Factor	Factor	Factor	Factor	Factor																																																																										
MHz	dBuV/m	dBuV/m	dB	dBuV	dB/m	dB	dB	dB																																																																										
1	2497.76	56.27	74.00	-17.73	43.53	32.19	7.36	32.81	6.00	100	331	PEAK																																																																						
Limit	Read	Ant	Cable	Preamp	Aux	APos	TPos	Remark																																																																										
Freq	Level	Line Margin	Level Factor	Loss Factor	Factor	Factor	Factor	Factor																																																																										
MHz	dBuV/m	dBuV/m	dB	dBuV	dB/m	dB	dB	dB																																																																										
1	2480.00	115.61	-----	-----	102.60	32.29	7.51	32.79	6.00	100	331	PEAK																																																																						
Avg	 <table border="1"> <thead> <tr> <th>Limit</th> <th>Read</th> <th>Ant</th> <th>Cable</th> <th>Preamp</th> <th>Aux</th> <th>APos</th> <th>TPos</th> <th>Remark</th> </tr> <tr> <th>Freq</th> <th>Level</th> <th>Line Margin</th> <th>Level Factor</th> <th>Loss Factor</th> <th>Factor</th> <th>Factor</th> <th>Factor</th> <th>Factor</th> </tr> <tr> <th>MHz</th> <th>dBuV/m</th> <th>dBuV/m</th> <th>dB</th> <th>dBuV</th> <th>dB/m</th> <th>dB</th> <th>dB</th> <th>dB</th> </tr> </thead> <tbody> <tr> <td>1</td> <td>2483.50</td> <td>47.54</td> <td>54.00</td> <td>-6.46</td> <td>34.87</td> <td>32.16</td> <td>7.33</td> <td>32.82</td> <td>6.00</td> <td>100</td> <td>331</td> <td>AVERAGE</td> </tr> </tbody> </table>	Limit	Read	Ant	Cable	Preamp	Aux	APos	TPos	Remark	Freq	Level	Line Margin	Level Factor	Loss Factor	Factor	Factor	Factor	Factor	MHz	dBuV/m	dBuV/m	dB	dBuV	dB/m	dB	dB	dB	1	2483.50	47.54	54.00	-6.46	34.87	32.16	7.33	32.82	6.00	100	331	AVERAGE	 <table border="1"> <thead> <tr> <th>Limit</th> <th>Read</th> <th>Ant</th> <th>Cable</th> <th>Preamp</th> <th>Aux</th> <th>APos</th> <th>TPos</th> <th>Remark</th> </tr> <tr> <th>Freq</th> <th>Level</th> <th>Line Margin</th> <th>Level Factor</th> <th>Loss Factor</th> <th>Factor</th> <th>Factor</th> <th>Factor</th> <th>Factor</th> </tr> <tr> <th>MHz</th> <th>dBuV/m</th> <th>dBuV/m</th> <th>dB</th> <th>dBuV</th> <th>dB/m</th> <th>dB</th> <th>dB</th> <th>dB</th> </tr> </thead> <tbody> <tr> <td>1</td> <td>2480.00</td> <td>104.47</td> <td>-----</td> <td>-----</td> <td>91.47</td> <td>32.29</td> <td>7.50</td> <td>32.79</td> <td>6.00</td> <td>100</td> <td>331</td> <td>AVERAGE</td> </tr> </tbody> </table>	Limit	Read	Ant	Cable	Preamp	Aux	APos	TPos	Remark	Freq	Level	Line Margin	Level Factor	Loss Factor	Factor	Factor	Factor	Factor	MHz	dBuV/m	dBuV/m	dB	dBuV	dB/m	dB	dB	dB	1	2480.00	104.47	-----	-----	91.47	32.29	7.50	32.79	6.00	100	331	AVERAGE
	Limit	Read	Ant	Cable	Preamp	Aux	APos	TPos	Remark																																																																									
Freq	Level	Line Margin	Level Factor	Loss Factor	Factor	Factor	Factor	Factor																																																																										
MHz	dBuV/m	dBuV/m	dB	dBuV	dB/m	dB	dB	dB																																																																										
1	2483.50	47.54	54.00	-6.46	34.87	32.16	7.33	32.82	6.00	100	331	AVERAGE																																																																						
Limit	Read	Ant	Cable	Preamp	Aux	APos	TPos	Remark																																																																										
Freq	Level	Line Margin	Level Factor	Loss Factor	Factor	Factor	Factor	Factor																																																																										
MHz	dBuV/m	dBuV/m	dB	dBuV	dB/m	dB	dB	dB																																																																										
1	2480.00	104.47	-----	-----	91.47	32.29	7.50	32.79	6.00	100	331	AVERAGE																																																																						



Mode	22																																																																																			
	Band Edge																																																																																			
	LTE_B41_BW_20M +2400-2483.5_Bluetooth LE_2Mbps_GSKF_CH39_2480MHz																																																																																			
ANT	SISO																																																																																			
Pol.	Vertical	Fundamental																																																																																		
Peak	<table border="1"> <thead> <tr> <th>Limit</th> <th>Read</th> <th>Ant</th> <th>Cable</th> <th>Preamp</th> <th>Aux</th> <th>APos</th> <th>TPos</th> <th>Remark</th> </tr> <tr> <th>Freq</th> <th>Level</th> <th>Line Margin</th> <th>Level Factor</th> <th>Loss Factor</th> <th>Factor</th> <th></th> <th></th> <th></th> </tr> <tr> <th>MHz</th> <th>dBuV/m</th> <th>dBuV/m</th> <th>dB</th> <th>dBuV</th> <th>dB/m</th> <th>dB</th> <th>dB</th> <th>cm</th> <th>deg</th> </tr> </thead> <tbody> <tr> <td>1</td> <td>2489.36</td> <td>56.64</td> <td>74.00</td> <td>-17.36</td> <td>43.94</td> <td>32.17</td> <td>7.34</td> <td>32.81</td> <td>6.00</td> <td>355</td> <td>252</td> <td>PEAK</td> </tr> </tbody> </table>	Limit	Read	Ant	Cable	Preamp	Aux	APos	TPos	Remark	Freq	Level	Line Margin	Level Factor	Loss Factor	Factor				MHz	dBuV/m	dBuV/m	dB	dBuV	dB/m	dB	dB	cm	deg	1	2489.36	56.64	74.00	-17.36	43.94	32.17	7.34	32.81	6.00	355	252	PEAK	<table border="1"> <thead> <tr> <th>Limit</th> <th>Read</th> <th>Ant</th> <th>Cable</th> <th>Preamp</th> <th>Aux</th> <th>APos</th> <th>TPos</th> <th>Remark</th> </tr> <tr> <th>Freq</th> <th>Level</th> <th>Line Margin</th> <th>Level Factor</th> <th>Loss Factor</th> <th>Factor</th> <th></th> <th></th> <th></th> </tr> <tr> <th>MHz</th> <th>dBuV/m</th> <th>dBuV/m</th> <th>dB</th> <th>dBuV</th> <th>dB/m</th> <th>dB</th> <th>dB</th> <th>cm</th> <th>deg</th> </tr> </thead> <tbody> <tr> <td>1</td> <td>2480.00</td> <td>113.36</td> <td>-----</td> <td>-----</td> <td>100.35</td> <td>32.29</td> <td>7.51</td> <td>32.79</td> <td>6.00</td> <td>355</td> <td>252</td> <td>PEAK</td> </tr> </tbody> </table>	Limit	Read	Ant	Cable	Preamp	Aux	APos	TPos	Remark	Freq	Level	Line Margin	Level Factor	Loss Factor	Factor				MHz	dBuV/m	dBuV/m	dB	dBuV	dB/m	dB	dB	cm	deg	1	2480.00	113.36	-----	-----	100.35	32.29	7.51	32.79	6.00	355	252	PEAK
	Limit	Read	Ant	Cable	Preamp	Aux	APos	TPos	Remark																																																																											
Freq	Level	Line Margin	Level Factor	Loss Factor	Factor																																																																															
MHz	dBuV/m	dBuV/m	dB	dBuV	dB/m	dB	dB	cm	deg																																																																											
1	2489.36	56.64	74.00	-17.36	43.94	32.17	7.34	32.81	6.00	355	252	PEAK																																																																								
Limit	Read	Ant	Cable	Preamp	Aux	APos	TPos	Remark																																																																												
Freq	Level	Line Margin	Level Factor	Loss Factor	Factor																																																																															
MHz	dBuV/m	dBuV/m	dB	dBuV	dB/m	dB	dB	cm	deg																																																																											
1	2480.00	113.36	-----	-----	100.35	32.29	7.51	32.79	6.00	355	252	PEAK																																																																								
Avg	<table border="1"> <thead> <tr> <th>Limit</th> <th>Read</th> <th>Ant</th> <th>Cable</th> <th>Preamp</th> <th>Aux</th> <th>APos</th> <th>TPos</th> <th>Remark</th> </tr> <tr> <th>Freq</th> <th>Level</th> <th>Line Margin</th> <th>Level Factor</th> <th>Loss Factor</th> <th>Factor</th> <th></th> <th></th> <th></th> </tr> <tr> <th>MHz</th> <th>dBuV/m</th> <th>dBuV/m</th> <th>dB</th> <th>dBuV</th> <th>dB/m</th> <th>dB</th> <th>dB</th> <th>cm</th> <th>deg</th> </tr> </thead> <tbody> <tr> <td>1</td> <td>2483.50</td> <td>48.03</td> <td>54.00</td> <td>-5.97</td> <td>35.36</td> <td>32.16</td> <td>7.33</td> <td>32.82</td> <td>6.00</td> <td>355</td> <td>252</td> <td>AVERAGE</td> </tr> </tbody> </table>	Limit	Read	Ant	Cable	Preamp	Aux	APos	TPos	Remark	Freq	Level	Line Margin	Level Factor	Loss Factor	Factor				MHz	dBuV/m	dBuV/m	dB	dBuV	dB/m	dB	dB	cm	deg	1	2483.50	48.03	54.00	-5.97	35.36	32.16	7.33	32.82	6.00	355	252	AVERAGE	<table border="1"> <thead> <tr> <th>Limit</th> <th>Read</th> <th>Ant</th> <th>Cable</th> <th>Preamp</th> <th>Aux</th> <th>APos</th> <th>TPos</th> <th>Remark</th> </tr> <tr> <th>Freq</th> <th>Level</th> <th>Line Margin</th> <th>Level Factor</th> <th>Loss Factor</th> <th>Factor</th> <th></th> <th></th> <th></th> </tr> <tr> <th>MHz</th> <th>dBuV/m</th> <th>dBuV/m</th> <th>dB</th> <th>dBuV</th> <th>dB/m</th> <th>dB</th> <th>dB</th> <th>cm</th> <th>deg</th> </tr> </thead> <tbody> <tr> <td>1</td> <td>2480.00</td> <td>109.11</td> <td>-----</td> <td>-----</td> <td>96.11</td> <td>32.29</td> <td>7.50</td> <td>32.79</td> <td>6.00</td> <td>355</td> <td>252</td> <td>AVERAGE</td> </tr> </tbody> </table>	Limit	Read	Ant	Cable	Preamp	Aux	APos	TPos	Remark	Freq	Level	Line Margin	Level Factor	Loss Factor	Factor				MHz	dBuV/m	dBuV/m	dB	dBuV	dB/m	dB	dB	cm	deg	1	2480.00	109.11	-----	-----	96.11	32.29	7.50	32.79	6.00	355	252	AVERAGE
Limit	Read	Ant	Cable	Preamp	Aux	APos	TPos	Remark																																																																												
Freq	Level	Line Margin	Level Factor	Loss Factor	Factor																																																																															
MHz	dBuV/m	dBuV/m	dB	dBuV	dB/m	dB	dB	cm	deg																																																																											
1	2483.50	48.03	54.00	-5.97	35.36	32.16	7.33	32.82	6.00	355	252	AVERAGE																																																																								
Limit	Read	Ant	Cable	Preamp	Aux	APos	TPos	Remark																																																																												
Freq	Level	Line Margin	Level Factor	Loss Factor	Factor																																																																															
MHz	dBuV/m	dBuV/m	dB	dBuV	dB/m	dB	dB	cm	deg																																																																											
1	2480.00	109.11	-----	-----	96.11	32.29	7.50	32.79	6.00	355	252	AVERAGE																																																																								



Mode	22																																																																																																													
	Harmonic																																																																																																													
	LTE_B41_BW_20M +2400-2483.5_Bluetooth LE_2Mbps_GSKF_CH39_2480MHz																																																																																																													
ANT	SISO																																																																																																													
Pol.	Horizontal	Vertical																																																																																																												
Peak Avg	<table border="1"> <thead> <tr> <th>Limit</th> <th>Read</th> <th>Ant</th> <th>Cable</th> <th>Preamp</th> <th>Aux</th> <th>APos</th> <th>TPos</th> <th>Remark</th> </tr> <tr> <th>Freq</th> <th>Level</th> <th>Line Margin</th> <th>Level</th> <th>Factor</th> <th>Loss Factor</th> <th>Factor</th> <th></th> <th></th> </tr> <tr> <th>MHz</th> <th>dBuV/m</th> <th>dBuV/m</th> <th>dB</th> <th>dBuV</th> <th>dB/m</th> <th>dB</th> <th>dB</th> <th>cm</th> <th>deg</th> </tr> </thead> <tbody> <tr> <td>1</td> <td>4960.00</td> <td>41.11</td> <td>74.00</td> <td>-32.89</td> <td>61.74</td> <td>34.20</td> <td>10.44</td> <td>65.27</td> <td>0.00</td> <td>300</td> <td>360</td> <td>PEAK</td> </tr> <tr> <td>2</td> <td>7440.00</td> <td>42.92</td> <td>74.00</td> <td>-31.08</td> <td>60.27</td> <td>35.42</td> <td>12.93</td> <td>65.70</td> <td>0.00</td> <td>300</td> <td>360</td> <td>PEAK</td> </tr> </tbody> </table>	Limit	Read	Ant	Cable	Preamp	Aux	APos	TPos	Remark	Freq	Level	Line Margin	Level	Factor	Loss Factor	Factor			MHz	dBuV/m	dBuV/m	dB	dBuV	dB/m	dB	dB	cm	deg	1	4960.00	41.11	74.00	-32.89	61.74	34.20	10.44	65.27	0.00	300	360	PEAK	2	7440.00	42.92	74.00	-31.08	60.27	35.42	12.93	65.70	0.00	300	360	PEAK	<table border="1"> <thead> <tr> <th>Limit</th> <th>Read</th> <th>Ant</th> <th>Cable</th> <th>Preamp</th> <th>Aux</th> <th>APos</th> <th>TPos</th> <th>Remark</th> </tr> <tr> <th>Freq</th> <th>Level</th> <th>Line Margin</th> <th>Level</th> <th>Factor</th> <th>Loss Factor</th> <th>Factor</th> <th></th> <th></th> </tr> <tr> <th>MHz</th> <th>dBuV/m</th> <th>dBuV/m</th> <th>dB</th> <th>dBuV</th> <th>dB/m</th> <th>dB</th> <th>dB</th> <th>cm</th> <th>deg</th> </tr> </thead> <tbody> <tr> <td>1</td> <td>4960.00</td> <td>41.29</td> <td>74.00</td> <td>-32.71</td> <td>61.92</td> <td>34.20</td> <td>10.44</td> <td>65.27</td> <td>0.00</td> <td>100</td> <td>360</td> <td>PEAK</td> </tr> <tr> <td>2</td> <td>7440.00</td> <td>43.14</td> <td>74.00</td> <td>-30.86</td> <td>60.49</td> <td>35.42</td> <td>12.93</td> <td>65.70</td> <td>0.00</td> <td>100</td> <td>360</td> <td>PEAK</td> </tr> </tbody> </table>	Limit	Read	Ant	Cable	Preamp	Aux	APos	TPos	Remark	Freq	Level	Line Margin	Level	Factor	Loss Factor	Factor			MHz	dBuV/m	dBuV/m	dB	dBuV	dB/m	dB	dB	cm	deg	1	4960.00	41.29	74.00	-32.71	61.92	34.20	10.44	65.27	0.00	100	360	PEAK	2	7440.00	43.14	74.00	-30.86	60.49	35.42	12.93	65.70	0.00	100	360	PEAK
	Limit	Read	Ant	Cable	Preamp	Aux	APos	TPos	Remark																																																																																																					
Freq	Level	Line Margin	Level	Factor	Loss Factor	Factor																																																																																																								
MHz	dBuV/m	dBuV/m	dB	dBuV	dB/m	dB	dB	cm	deg																																																																																																					
1	4960.00	41.11	74.00	-32.89	61.74	34.20	10.44	65.27	0.00	300	360	PEAK																																																																																																		
2	7440.00	42.92	74.00	-31.08	60.27	35.42	12.93	65.70	0.00	300	360	PEAK																																																																																																		
Limit	Read	Ant	Cable	Preamp	Aux	APos	TPos	Remark																																																																																																						
Freq	Level	Line Margin	Level	Factor	Loss Factor	Factor																																																																																																								
MHz	dBuV/m	dBuV/m	dB	dBuV	dB/m	dB	dB	cm	deg																																																																																																					
1	4960.00	41.29	74.00	-32.71	61.92	34.20	10.44	65.27	0.00	100	360	PEAK																																																																																																		
2	7440.00	43.14	74.00	-30.86	60.49	35.42	12.93	65.70	0.00	100	360	PEAK																																																																																																		



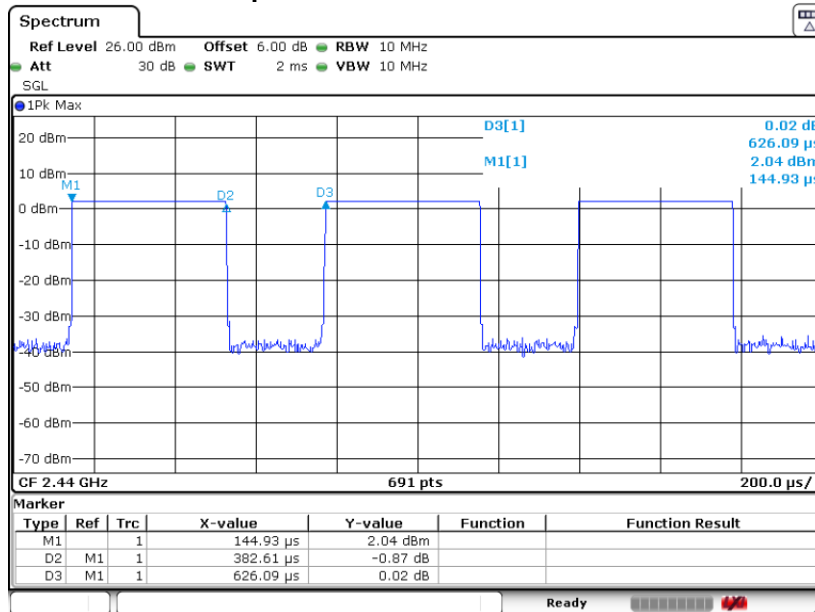
Mode	-																																																																																																																																																																									
	Emission below 1GHz																																																																																																																																																																									
	2400-2483.5_Bluetooth-LE_2Mbps_GSKF_CH39_2480MHz																																																																																																																																																																									
ANT	SISO																																																																																																																																																																									
Pol.	Horizontal	Vertical																																																																																																																																																																								
Peak QP	<p>Data: 1</p> <table border="1"> <thead> <tr> <th>Peak</th> <th>Freq (MHz)</th> <th>Level (dBuV/m)</th> <th>Over Limit (dB)</th> <th>Limit Line (dBuV/m)</th> <th>ReadAntenna Level (dBuV)</th> <th>Cable Loss Factor (dB/m)</th> <th>Preamp Loss Factor (dB)</th> <th>A/Pos (cm)</th> <th>T/Pos (deg)</th> <th>Remark</th> <th>Pol/Phas</th> </tr> </thead> <tbody> <tr><td>1</td><td>30.00</td><td>27.65</td><td>-12.35</td><td>40.00</td><td>33.55</td><td>25.74</td><td>0.76</td><td>32.40</td><td>---</td><td>---</td><td>Peak HORIZONTAL</td></tr> <tr><td>2</td><td>47.46</td><td>25.13</td><td>-14.87</td><td>40.00</td><td>40.62</td><td>15.94</td><td>0.97</td><td>32.40</td><td>---</td><td>---</td><td>Peak HORIZONTAL</td></tr> <tr><td>3</td><td>108.57</td><td>26.30</td><td>-17.20</td><td>43.50</td><td>40.47</td><td>16.69</td><td>1.54</td><td>32.40</td><td>---</td><td>---</td><td>Peak HORIZONTAL</td></tr> <tr><td>4</td><td>162.89</td><td>28.78</td><td>-14.72</td><td>43.50</td><td>43.00</td><td>16.32</td><td>1.86</td><td>32.40</td><td>---</td><td>---</td><td>Peak HORIZONTAL</td></tr> <tr><td>5</td><td>448.07</td><td>27.50</td><td>-18.50</td><td>46.00</td><td>33.86</td><td>22.91</td><td>3.13</td><td>32.40</td><td>---</td><td>---</td><td>Peak HORIZONTAL</td></tr> <tr><td>6</td><td>608.12</td><td>33.85</td><td>-12.15</td><td>46.00</td><td>36.37</td><td>26.23</td><td>3.65</td><td>32.40</td><td>---</td><td>---</td><td>Peak HORIZONTAL</td></tr> </tbody> </table>	Peak	Freq (MHz)	Level (dBuV/m)	Over Limit (dB)	Limit Line (dBuV/m)	ReadAntenna Level (dBuV)	Cable Loss Factor (dB/m)	Preamp Loss Factor (dB)	A/Pos (cm)	T/Pos (deg)	Remark	Pol/Phas	1	30.00	27.65	-12.35	40.00	33.55	25.74	0.76	32.40	---	---	Peak HORIZONTAL	2	47.46	25.13	-14.87	40.00	40.62	15.94	0.97	32.40	---	---	Peak HORIZONTAL	3	108.57	26.30	-17.20	43.50	40.47	16.69	1.54	32.40	---	---	Peak HORIZONTAL	4	162.89	28.78	-14.72	43.50	43.00	16.32	1.86	32.40	---	---	Peak HORIZONTAL	5	448.07	27.50	-18.50	46.00	33.86	22.91	3.13	32.40	---	---	Peak HORIZONTAL	6	608.12	33.85	-12.15	46.00	36.37	26.23	3.65	32.40	---	---	Peak HORIZONTAL	<p>Data: 2</p> <table border="1"> <thead> <tr> <th>Peak</th> <th>Freq (MHz)</th> <th>Level (dBuV/m)</th> <th>Over Limit (dB)</th> <th>Limit Line (dBuV/m)</th> <th>ReadAntenna Level (dBuV)</th> <th>Cable Loss Factor (dB/m)</th> <th>Preamp Loss Factor (dB)</th> <th>A/Pos (cm)</th> <th>T/Pos (deg)</th> <th>Remark</th> <th>Pol/Phas</th> </tr> </thead> <tbody> <tr><td>1</td><td>46.49</td><td>35.19</td><td>-4.81</td><td>40.00</td><td>50.44</td><td>16.19</td><td>0.96</td><td>32.40</td><td>---</td><td>---</td><td>Peak VERTICAL</td></tr> <tr><td>2</td><td>54.25</td><td>31.67</td><td>-8.33</td><td>40.00</td><td>49.50</td><td>13.55</td><td>1.02</td><td>32.40</td><td>---</td><td>---</td><td>Peak VERTICAL</td></tr> <tr><td>3</td><td>107.60</td><td>29.13</td><td>-14.37</td><td>43.50</td><td>43.38</td><td>16.62</td><td>1.53</td><td>32.40</td><td>---</td><td>---</td><td>Peak VERTICAL</td></tr> <tr><td>4</td><td>135.73</td><td>27.11</td><td>-16.39</td><td>43.50</td><td>40.23</td><td>17.56</td><td>1.72</td><td>32.40</td><td>---</td><td>---</td><td>Peak VERTICAL</td></tr> <tr><td>5</td><td>529.55</td><td>28.22</td><td>-17.78</td><td>46.00</td><td>32.78</td><td>24.67</td><td>3.17</td><td>32.40</td><td>---</td><td>---</td><td>Peak VERTICAL</td></tr> <tr><td>6</td><td>881.66</td><td>35.82</td><td>-10.18</td><td>46.00</td><td>34.14</td><td>28.93</td><td>4.40</td><td>31.65</td><td>---</td><td>---</td><td>Peak VERTICAL</td></tr> </tbody> </table>	Peak	Freq (MHz)	Level (dBuV/m)	Over Limit (dB)	Limit Line (dBuV/m)	ReadAntenna Level (dBuV)	Cable Loss Factor (dB/m)	Preamp Loss Factor (dB)	A/Pos (cm)	T/Pos (deg)	Remark	Pol/Phas	1	46.49	35.19	-4.81	40.00	50.44	16.19	0.96	32.40	---	---	Peak VERTICAL	2	54.25	31.67	-8.33	40.00	49.50	13.55	1.02	32.40	---	---	Peak VERTICAL	3	107.60	29.13	-14.37	43.50	43.38	16.62	1.53	32.40	---	---	Peak VERTICAL	4	135.73	27.11	-16.39	43.50	40.23	17.56	1.72	32.40	---	---	Peak VERTICAL	5	529.55	28.22	-17.78	46.00	32.78	24.67	3.17	32.40	---	---	Peak VERTICAL	6	881.66	35.82	-10.18	46.00	34.14	28.93	4.40	31.65	---	---	Peak VERTICAL
Peak	Freq (MHz)	Level (dBuV/m)	Over Limit (dB)	Limit Line (dBuV/m)	ReadAntenna Level (dBuV)	Cable Loss Factor (dB/m)	Preamp Loss Factor (dB)	A/Pos (cm)	T/Pos (deg)	Remark	Pol/Phas																																																																																																																																																															
1	30.00	27.65	-12.35	40.00	33.55	25.74	0.76	32.40	---	---	Peak HORIZONTAL																																																																																																																																																															
2	47.46	25.13	-14.87	40.00	40.62	15.94	0.97	32.40	---	---	Peak HORIZONTAL																																																																																																																																																															
3	108.57	26.30	-17.20	43.50	40.47	16.69	1.54	32.40	---	---	Peak HORIZONTAL																																																																																																																																																															
4	162.89	28.78	-14.72	43.50	43.00	16.32	1.86	32.40	---	---	Peak HORIZONTAL																																																																																																																																																															
5	448.07	27.50	-18.50	46.00	33.86	22.91	3.13	32.40	---	---	Peak HORIZONTAL																																																																																																																																																															
6	608.12	33.85	-12.15	46.00	36.37	26.23	3.65	32.40	---	---	Peak HORIZONTAL																																																																																																																																																															
Peak	Freq (MHz)	Level (dBuV/m)	Over Limit (dB)	Limit Line (dBuV/m)	ReadAntenna Level (dBuV)	Cable Loss Factor (dB/m)	Preamp Loss Factor (dB)	A/Pos (cm)	T/Pos (deg)	Remark	Pol/Phas																																																																																																																																																															
1	46.49	35.19	-4.81	40.00	50.44	16.19	0.96	32.40	---	---	Peak VERTICAL																																																																																																																																																															
2	54.25	31.67	-8.33	40.00	49.50	13.55	1.02	32.40	---	---	Peak VERTICAL																																																																																																																																																															
3	107.60	29.13	-14.37	43.50	43.38	16.62	1.53	32.40	---	---	Peak VERTICAL																																																																																																																																																															
4	135.73	27.11	-16.39	43.50	40.23	17.56	1.72	32.40	---	---	Peak VERTICAL																																																																																																																																																															
5	529.55	28.22	-17.78	46.00	32.78	24.67	3.17	32.40	---	---	Peak VERTICAL																																																																																																																																																															
6	881.66	35.82	-10.18	46.00	34.14	28.93	4.40	31.65	---	---	Peak VERTICAL																																																																																																																																																															



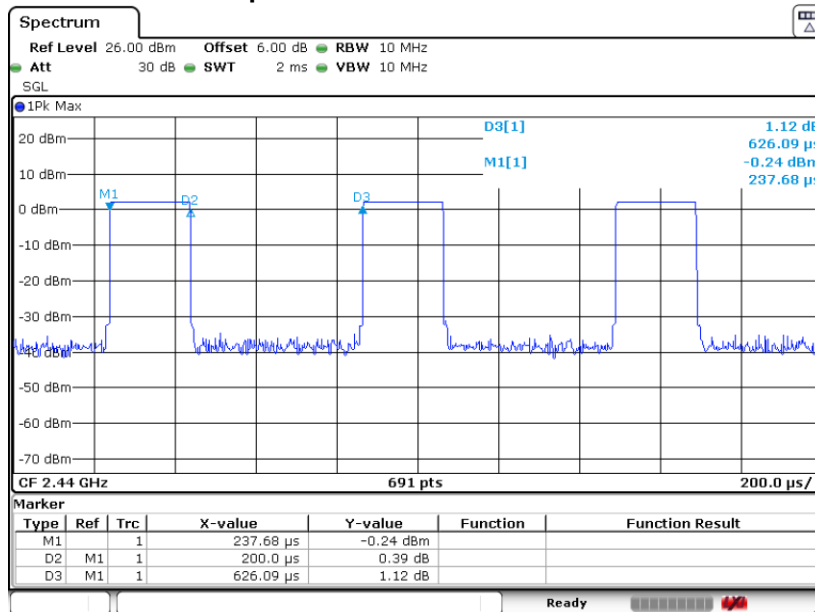
Appendix B. Duty Cycle Plots

Band	Duty Cycle(%)	T(ms)	1/T(kHz)	VBW Setting
Bluetooth LE 1Mbps	61.11	0.383	2.614	2.7KHz
Bluetooth LE 2Mbps	31.94	0.200	5.000	5.1KHz

Bluetooth LE 1Mbps



Bluetooth LE 2Mbps





Appendix D. Reference Report

Please refer to Sporton report number FR282501B which is issued separately.