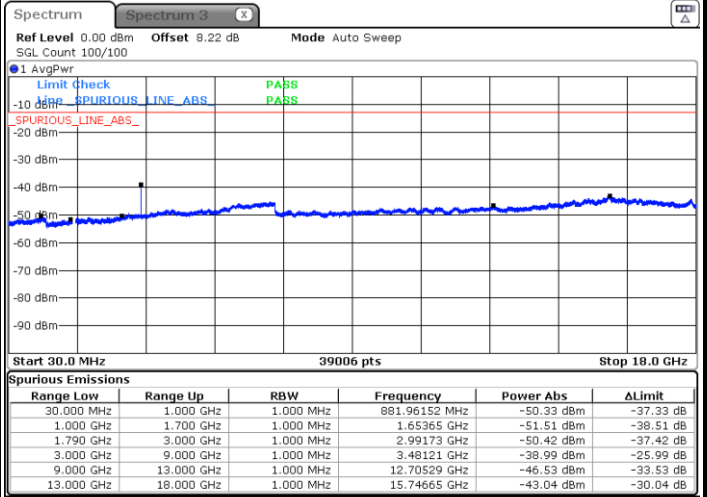
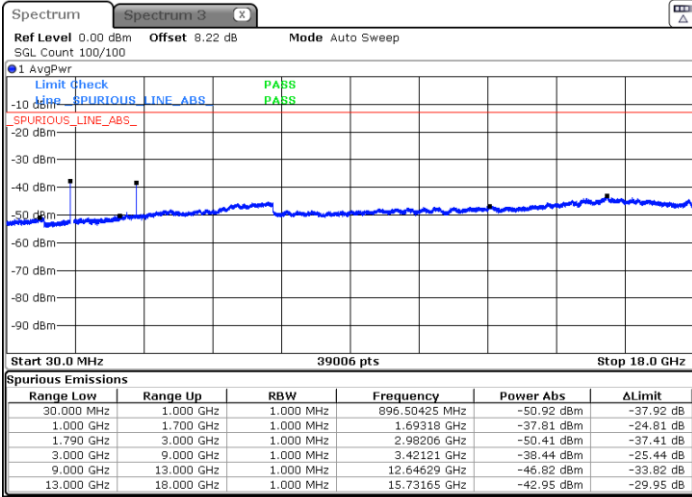




LTE Band 66 / 10MHz

Lowest Channel / QPSK

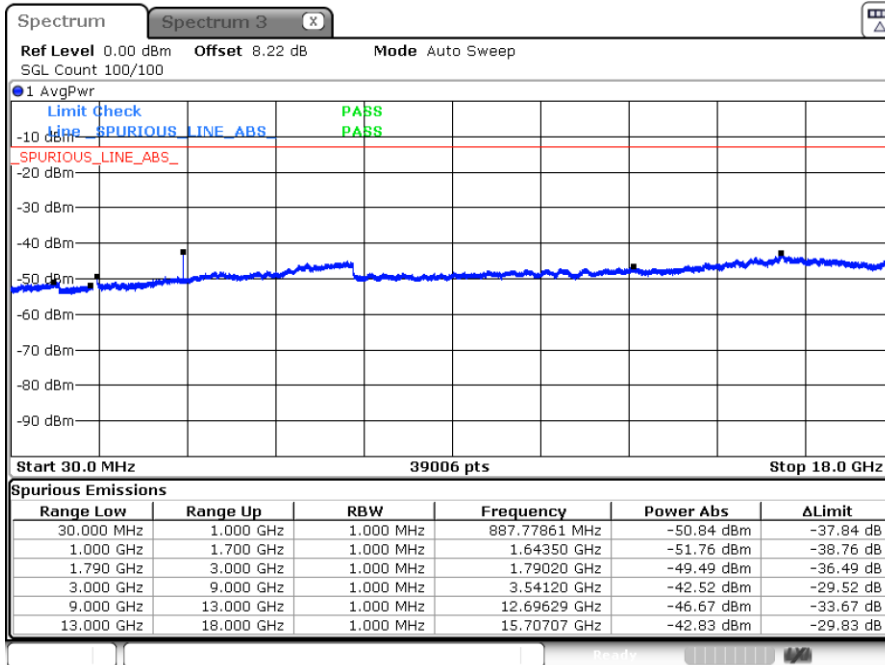
Middle Channel / QPSK



Date: 27.AUG.2022 02:07:19

Date: 27.AUG.2022 02:08:42

Highest Channel / QPSK

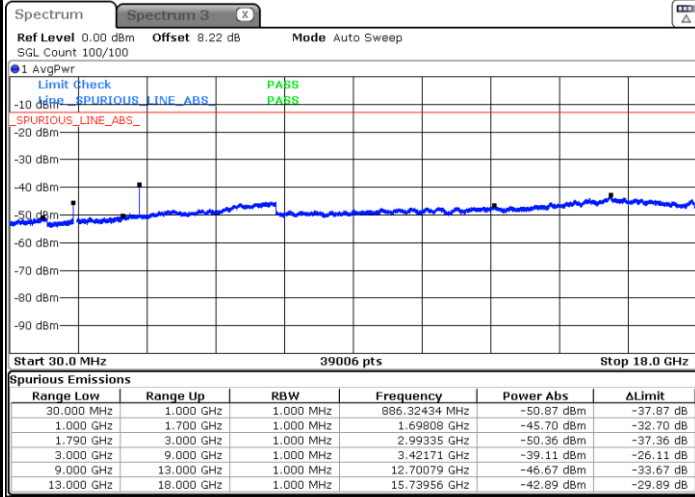


Date: 27.AUG.2022 02:10:05



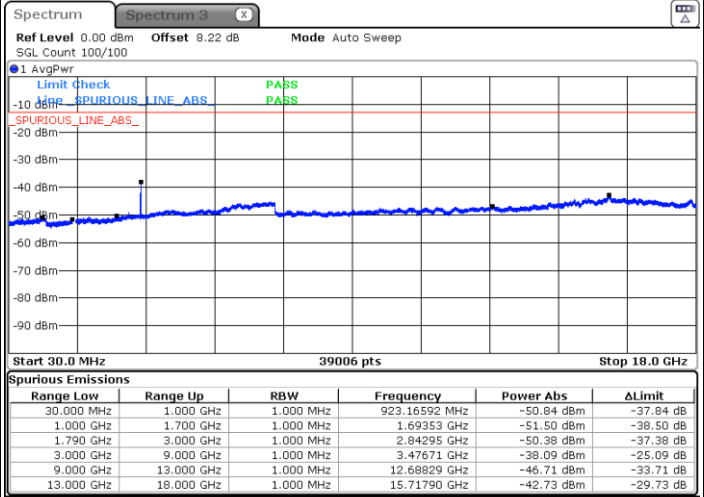
LTE Band 66 / 15MHz

Lowest Channel / QPSK



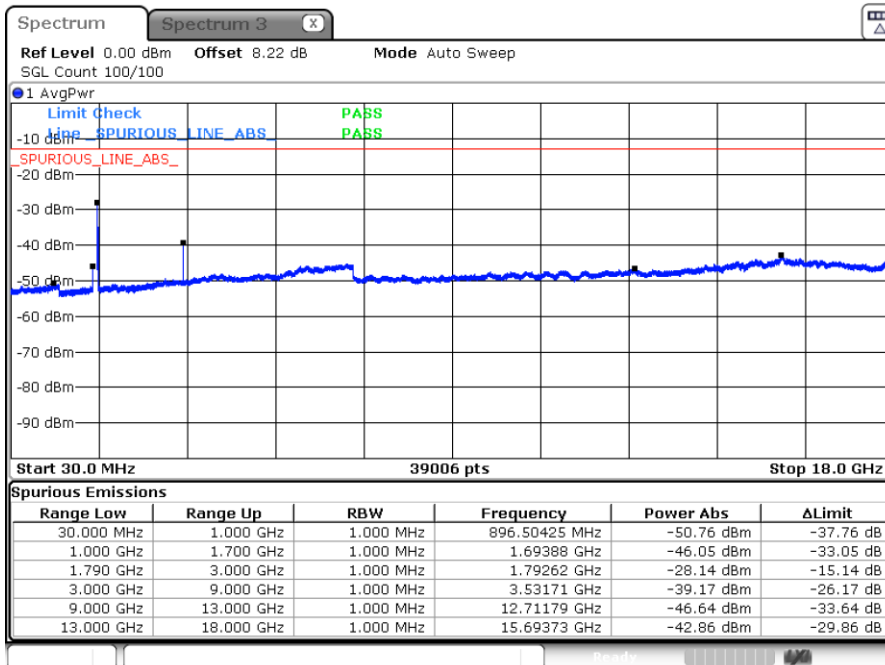
Date: 27.AUG.2022 02:11:28

Middle Channel / QPSK



Date: 27.AUG.2022 02:12:51

Highest Channel / QPSK



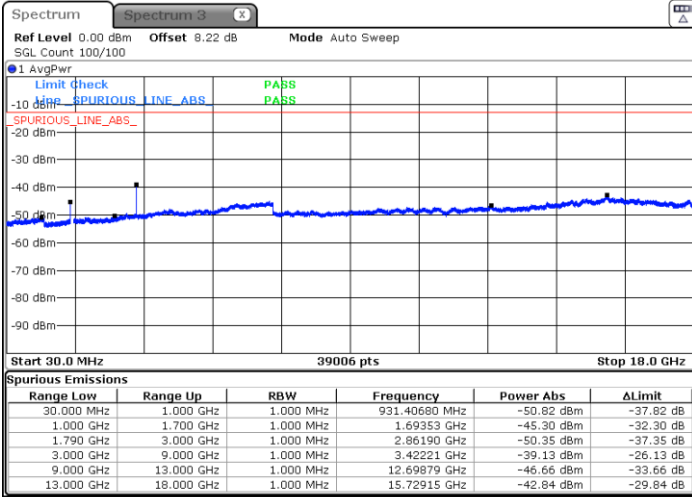
Date: 27.AUG.2022 02:14:14



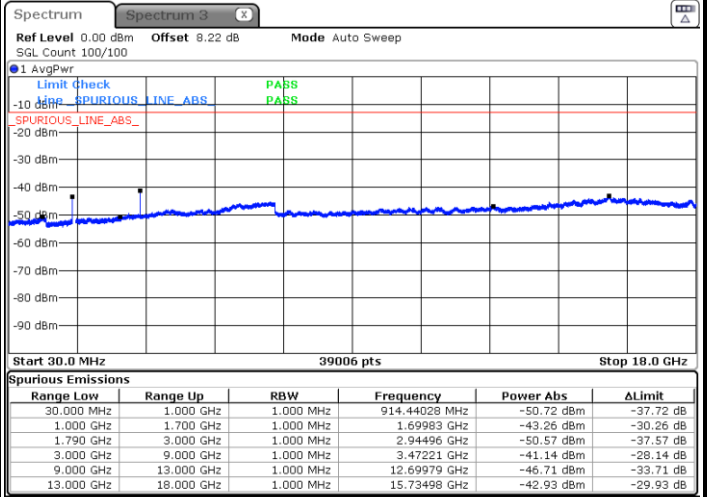
LTE Band 66 / 20MHz

Lowest Channel / QPSK

Middle Channel / QPSK

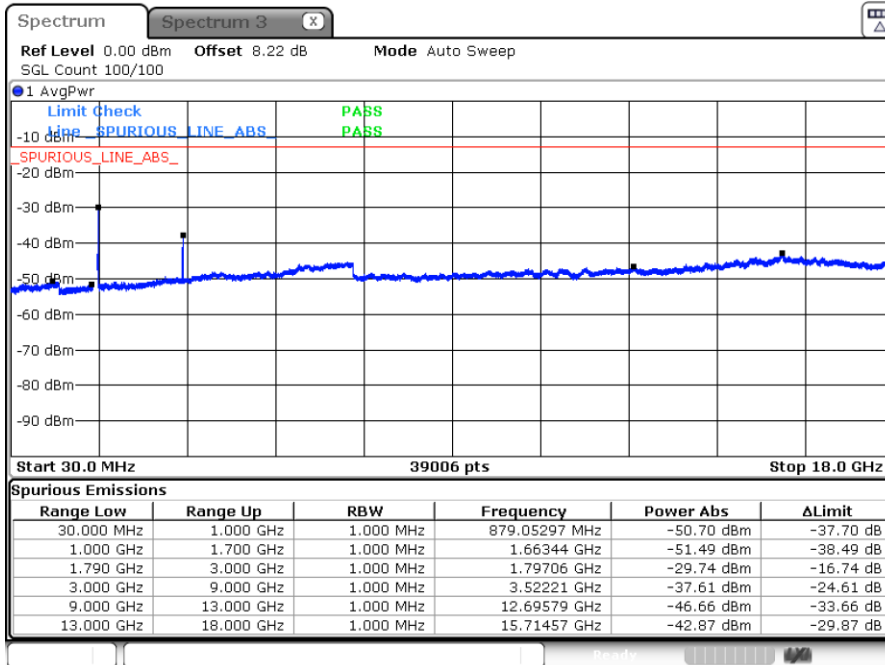


Date: 27.AUG.2022 02:15:37



Date: 27.AUG.2022 02:17:00

Highest Channel / QPSK



Date: 27.AUG.2022 02:18:22



Frequency Stability

Test Conditions		LTE Band 66 (QPSK) / Middle Channel	Limit
Temperature (°C)	Voltage (Volt)	BW 10MHz	Note 2.
		Deviation (ppm)	Result
50	Normal Voltage	0.0006	PASS
40	Normal Voltage	0.0010	
30	Normal Voltage	0.0007	
20(Ref.)	Normal Voltage	0.0000	
10	Normal Voltage	0.0009	
0	Normal Voltage	0.0011	
-10	Normal Voltage	0.0008	
-20	Normal Voltage	0.0001	
-30	Normal Voltage	0.0001	
20	Maximum Voltage	0.0010	
20	Normal Voltage	0.0021	
20	Battery End Point	0.0009	

Note:

1. Normal Voltage =3.87 V. ; Battery End Point (BEP) =3.6V. ; Maximum Voltage =4.2 V.
2. Note: The frequency fundamental emissions stay within the authorized frequency block.



Appendix B. Test Results of Radiated Test

Radiated Spurious Emission

LTE Band 2 / 20MHz / QPSK								
Channel	Frequency (MHz)	EIRP (dBm)	Limit (dBm)	Over Limit (dB)	S.G. Power (dBm)	TX Cable loss (dB)	TX Antenna Gain (dBi)	Polarization (H/V)
Middle	3741	-46.85	-13	-33.85	-59.11	2.64	14.90	H
	5613	-49.57	-13	-36.57	-61.43	2.94	14.80	H
	7488	-51.00	-13	-38.00	-60.77	3.39	13.16	H
	3741	-48.25	-13	-35.25	-60.51	2.64	14.90	V
	5613	-51.78	-13	-38.78	-63.64	2.94	14.80	V
	7488	-52.03	-13	-39.03	-61.80	3.39	13.16	V

Remark: Spurious emissions within 30-1000MHz were found more than 20dB below limit line.

LTE Band 7 / 20MHz / QPSK								
Channel	Frequency (MHz)	ERP (dBm)	Limit (dBm)	Over Limit (dB)	S.G. Power (dBm)	TX Cable loss (dB)	TX Antenna Gain (dBi)	Polarization (H/V)
Middle	5052	-63.63	-25	-38.63	-73.84	3.03	13.24	H
	7576	-62.54	-25	-37.54	-71.99	3.56	13.01	H
	10100	-62.29	-25	-37.29	-71.81	3.92	13.44	H
	5052	-63.20	-25	-38.20	-73.12	4.44	14.36	V
	7576	-62.41	-25	-37.41	-72.78	4.77	15.14	V
	10100	-62.11	-25	-37.11	-72.99	4.86	15.74	V

Remark: Spurious emissions within 30-1000MHz were found more than 20dB below limit line.

LTE Band 13 / 5MHz / QPSK for sample 1								
Channel	Frequency (MHz)	ERP (dBm)	Limit (dBm)	Over Limit (dB)	S.G. Power (dBm)	TX Cable loss (dB)	TX Antenna Gain (dBi)	Polarization (H/V)
Middle	1560	-65.99	-42.15	-23.84	-68.62	1.09	5.87	H
	2336	-61.70	-13	-48.70	-64.10	1.37	5.92	H
	3120	-59.34	-13	-46.34	-63.23	1.64	7.68	H
	1560	-65.49	-42.15	-23.34	-68.12	1.09	5.87	V
	2336	-60.03	-13	-47.03	-62.43	1.37	5.92	V
	3120	-58.89	-13	-45.89	-62.78	1.64	7.68	V

Remark: Spurious emissions within 30-1000MHz were found more than 20dB below limit line.

LTE Band 13 / 5MHz / QPSK for sample 3								
Channel	Frequency (MHz)	ERP (dBm)	Limit (dBm)	Over Limit (dB)	S.G. Power (dBm)	TX Cable loss (dB)	TX Antenna Gain (dBi)	Polarization (H/V)
Middle	1560	-66.78	-42.15	-24.63	-69.41	1.09	5.87	H
	2340	-60.43	-13	-47.43	-62.83	1.37	5.92	H
	3120	-59.85	-13	-46.85	-63.74	1.64	7.68	H
	1560	-65.84	-42.15	-23.69	-68.47	1.09	5.87	V
	2340	-60.18	-13	-47.18	-62.58	1.37	5.92	V
	3120	-59.57	-13	-46.57	-63.46	1.64	7.68	V

Remark: Spurious emissions within 30-1000MHz were found more than 20dB below limit line.



LTE Band 13 / 10MHz / QPSK								
Channel	Frequency (MHz)	ERP (dBm)	Limit (dBm)	Over Limit (dB)	S.G. Power (dBm)	TX Cable loss (dB)	TX Antenna Gain (dBi)	Polarization (H/V)
Middle	1552	-66.36	-13	-53.36	-68.99	1.09	5.87	H
	2328	-61.16	-13	-48.16	-63.56	1.37	5.92	H
	3112	-59.57	-13	-46.57	-63.46	1.64	7.68	H
	1552	-66.20	-13	-53.20	-68.83	1.09	5.87	V
	2328	-59.71	-13	-46.71	-62.11	1.37	5.92	V
	3112	-59.24	-13	-46.24	-63.13	1.64	7.68	V

Remark: Spurious emissions within 30-1000MHz were found more than 20dB below limit line.

LTE Band 26 / 15MHz / QPSK								
Channel	Frequency (MHz)	ERP (dBm)	Limit (dBm)	Over Limit (dB)	S.G. Power (dBm)	TX Cable loss (dB)	TX Antenna Gain (dBi)	Polarization (H/V)
Middle	1656	-65.05	-13	-52.05	-72.02	1.58	10.70	H
	2488	-60.82	-13	-47.82	-69.07	2.102	12.50	H
	3320	-59.86	-13	-46.86	-68.75	2.856	13.90	H
	1656	-63.55	-13	-50.55	-70.52	1.58	10.70	V
	2488	-57.31	-13	-44.31	-65.56	2.10	12.50	V
	3320	-59.78	-13	-46.78	-68.67	2.86	13.90	V

Remark: Spurious emissions within 30-1000MHz were found more than 20dB below limit line.

LTE Band 38 / 20MHz / QPSK								
Channel	Frequency (MHz)	EIRP (dBm)	Limit (dBm)	Over Limit (dB)	S.G. Power (dBm)	TX Cable loss (dB)	TX Antenna Gain (dBi)	Polarization (H/V)
Middle	5172	-63.53	-25	-38.53	-73.74	3.03	13.24	H
	7760	-62.48	-25	-37.48	-71.93	3.56	13.01	H
	10340	-61.60	-25	-36.60	-71.12	3.92	13.44	H
	5172	-63.33	-25	-38.33	-73.25	4.44	14.36	V
	7760	-61.51	-25	-36.51	-71.88	4.77	15.14	V
	10340	-61.66	-25	-36.66	-72.54	4.86	15.74	V

Remark: Spurious emissions within 30-1000MHz were found more than 20dB below limit line.

LTE Band 66 / 20MHz / QPSK								
Channel	Frequency (MHz)	EIRP (dBm)	Limit (dBm)	Over Limit (dB)	S.G. Power (dBm)	TX Cable loss (dB)	TX Antenna Gain (dBi)	Polarization (H/V)
Middle	3465	-55.85	-13	-42.85	-66.59	2.604	13.34	H
	5205	-54.08	-13	-41.08	-64.59	3.011	13.52	H
	6945	-52.86	-13	-39.86	-63.06	3.271	13.47	H
	3465	-56.53	-13	-43.53	-67.27	2.604	13.34	V
	5205	-54.52	-13	-41.52	-65.03	3.011	13.52	V
	6945	-52.94	-13	-39.94	-63.14	3.271	13.47	V

Remark: Spurious emissions within 30-1000MHz were found more than 20dB below limit line.