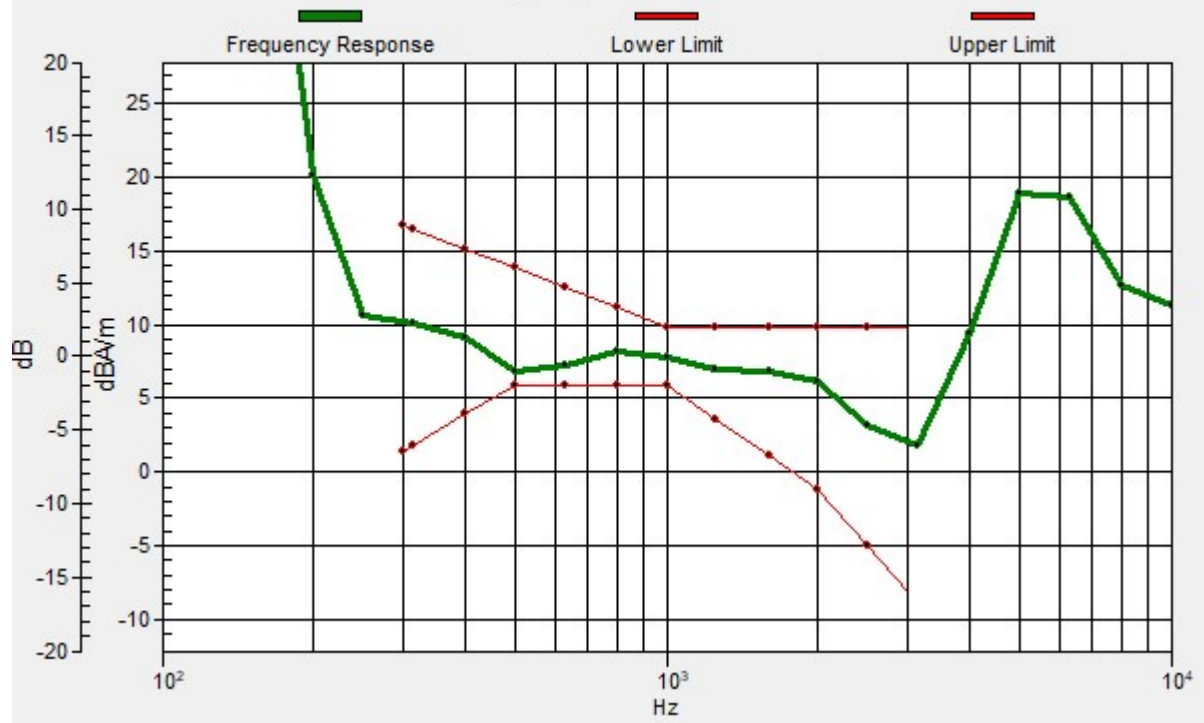


Ch26865/z (axial) wideband at best S/N/ABM Freq Resp(x,y,z,f)

Loc: 4.2, -8.3, 3.7 mm Diff: 0.95dB



10_HAC T-Coil_LTE Band 26_15M_16QAM_1RB_0Offset_Ch26865(Y)

Communication System: UID 0, LTE-FDD (0); Frequency: 831.5 MHz;Duty Cycle: 1:1

Medium: Air Medium parameters used: $\sigma = 0$ S/m, $\epsilon_r = 1$; $\rho = 0$ kg/m³

Ambient Temperature : 23.3 °C;

DASY5 Configuration:

- Probe: AM1DV3 - 3093; Calibrated: 2022/1/26
- Sensor-Surface: 0mm (Fix Surface)
- Electronics: DAE4 Sn1650; Calibrated: 2022/8/5
- Phantom: HAC Test Arch with AMCC; Type: SD HAC P01 BA
- Measurement SW: DASY52, Version 52.10 (4); SEMCAD X Version 14.6.14 (7501)

Ch26865/y (transversal) 4.2mm 50 x 50/ABM SNR(x,y,z) (13x13x1): Measurement grid:

dx=10mm, dy=10mm

ABM1/ABM2 = 40.56 dB

ABM1 comp = -3.59 dBA/m

Location: 8.3, 0, 3.7 mm



0 dB = 106.6 = 40.56 dB

11_HAC T-Coil_LTE Band 66_20M_16QAM_1RB_0Offset_Ch132322(Z)

Communication System: UID 0, LTE-FDD (0); Frequency: 1745 MHz; Duty Cycle: 1:1

Medium: Air Medium parameters used: $\sigma = 0$ S/m, $\epsilon_r = 1$; $\rho = 0$ kg/m³

Ambient Temperature : 23.3 °C;

DASY5 Configuration:

- Probe: AM1DV3 - 3093; Calibrated: 2022/1/26
- Sensor-Surface: 0mm (Fix Surface)
- Electronics: DAE4 Sn1650; Calibrated: 2022/8/5
- Phantom: HAC Test Arch with AMCC; Type: SD HAC P01 BA
- Measurement SW: DASY52, Version 52.10 (4); SEMCAD X Version 14.6.14 (7501)


Ch132322/z (axial) 4.2mm 50 x 50/ABM SNR(x,y,z) (13x13x1): Measurement grid:

dx=10mm, dy=10mm

ABM1/ABM2 = 44.30 dB

ABM1 comp = 5.22 dBA/m

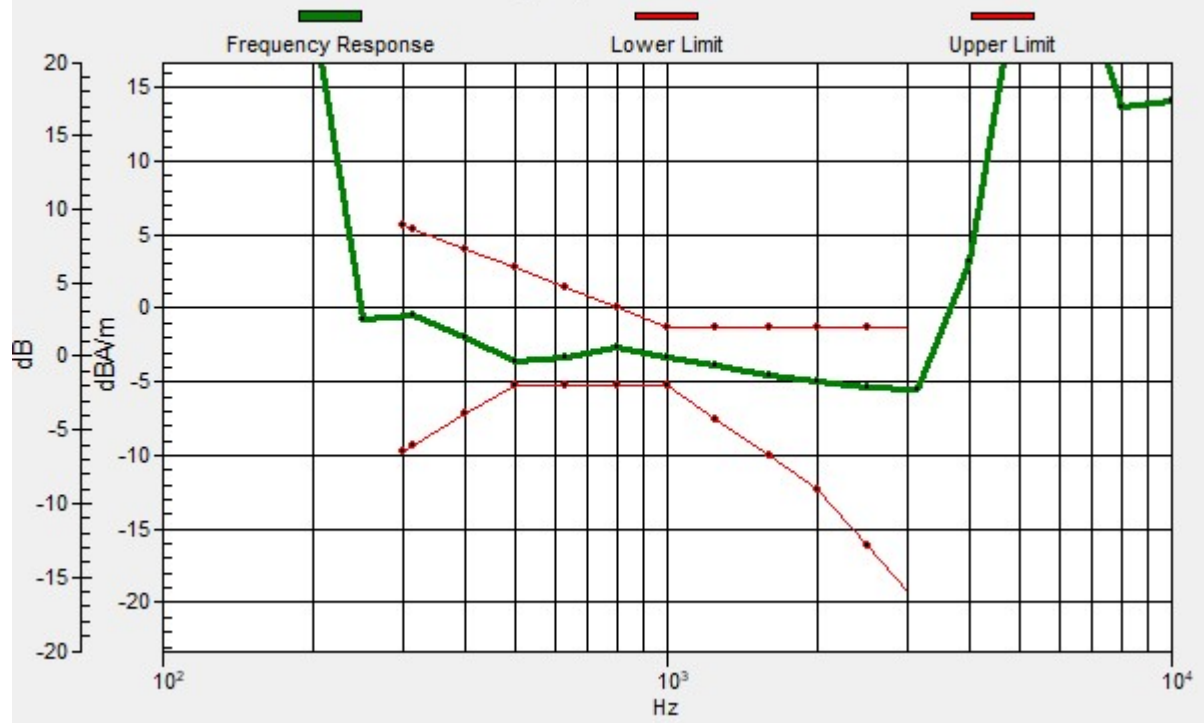
Location: 4.2, -8.3, 3.7 mm



0 dB = 164.0 = 44.30 dB

Ch132322/z (axial) wideband at best S/N/ABM Freq Resp(x,y,z,f)

Loc: 4.2, -8.3, 3.7 mm Diff: 1.69dB



11_HAC T-Coil_LTE Band 66_20M_16QAM_1RB_0Offset_Ch132322(Y)

Communication System: UID 0, LTE-FDD (0); Frequency: 1745 MHz; Duty Cycle: 1:1

Medium: Air Medium parameters used: $\sigma = 0$ S/m, $\epsilon_r = 1$; $\rho = 0$ kg/m³

Ambient Temperature : 23.3 °C;

DASY5 Configuration:

- Probe: AM1DV3 - 3093; Calibrated: 2022/1/26
- Sensor-Surface: 0mm (Fix Surface)
- Electronics: DAE4 Sn1650; Calibrated: 2022/8/5
- Phantom: HAC Test Arch with AMCC; Type: SD HAC P01 BA
- Measurement SW: DASY52, Version 52.10 (4); SEMCAD X Version 14.6.14 (7501)


Ch132322/y (transversal) 4.2mm 50 x 50/ABM SNR(x,y,z) (13x13x1): Measurement

grid: dx=10mm, dy=10mm

ABM1/ABM2 = 33.57 dB

ABM1 comp = -2.68 dBA/m

Location: 8.3, 0, 3.7 mm



0 dB = 47.72 = 33.57 dB

12_HAC T-Coil_LTE Band 41_20M_16QAM_1RB_0Offset_Ch40620(Z)

Communication System: UID 0, LTE-TDD (0); Frequency: 2593 MHz;Duty Cycle: 1:2.33

Medium: Air Medium parameters used: $\sigma = 0$ S/m, $\epsilon_r = 1$; $\rho = 0$ kg/m³

Ambient Temperature : 23.3 °C;

DASY5 Configuration:

- Probe: AM1DV3 - 3093; Calibrated: 2022/1/26
- Sensor-Surface: 0mm (Fix Surface)
- Electronics: DAE4 Sn1650; Calibrated: 2022/8/5
- Phantom: HAC Test Arch with AMCC; Type: SD HAC P01 BA
- Measurement SW: DASY52, Version 52.10 (4); SEMCAD X Version 14.6.14 (7501)


Ch40620/z (axial) 4.2mm 50 x 50/ABM SNR(x,y,z) (13x13x1): Measurement grid:

dx=10mm, dy=10mm

ABM1/ABM2 = 39.49 dB

ABM1 comp = 6.30 dBA/m

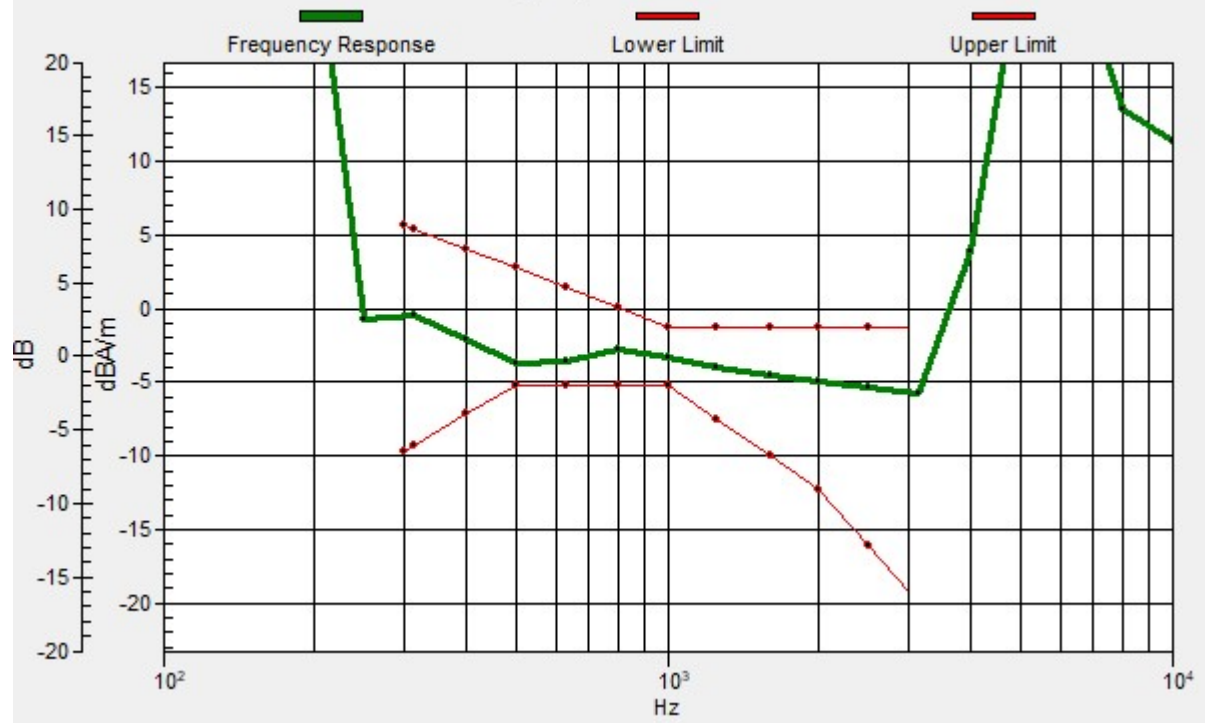
Location: 4.2, -8.3, 3.7 mm



0 dB = 94.28 = 39.49 dB

Ch40620/z (axial) wideband at best S/N/ABM Freq Resp(x,y,z,f)

Loc: 4.2, -8.3, 3.7 mm Diff: 1.56dB



12_HAC T-Coil_LTE Band 41_20M_16QAM_1RB_0Offset_Ch40620(Y)

Communication System: UID 0, LTE-TDD (0); Frequency: 2593 MHz;Duty Cycle: 1:2.33

Medium: Air Medium parameters used: $\sigma = 0$ S/m, $\epsilon_r = 1$; $\rho = 0$ kg/m³

Ambient Temperature : 23.3 °C;

DASY5 Configuration:

- Probe: AM1DV3 - 3093; Calibrated: 2022/1/26
- Sensor-Surface: 0mm (Fix Surface)
- Electronics: DAE4 Sn1650; Calibrated: 2022/8/5
- Phantom: HAC Test Arch with AMCC; Type: SD HAC P01 BA
- Measurement SW: DASY52, Version 52.10 (4); SEMCAD X Version 14.6.14 (7501)


Ch40620/y (transversal) 4.2mm 50 x 50/ABM SNR(x,y,z) (13x13x1): Measurement grid:

dx=10mm, dy=10mm

ABM1/ABM2 = 41.44 dB

ABM1 comp = -1.23 dBA/m

Location: 8.3, 0, 3.7 mm



0 dB = 118.0 = 41.44 dB

13_HAC T-Coil_LTE Band 42_20M_16QAM_1RB_0Offset_Ch42590(Z)

Communication System: UID 0, LTE-TDD (0); Frequency: 3500 MHz; Duty Cycle: 1:1.59038

Medium: Air Medium parameters used: $\sigma = 0$ S/m, $\epsilon_r = 1$; $\rho = 0$ kg/m³

Ambient Temperature : 23.3 °C;

DASY5 Configuration:

- Probe: AM1DV3 - 3093; Calibrated: 2022/1/26
- Sensor-Surface: 0mm (Fix Surface)
- Electronics: DAE4 Sn1650; Calibrated: 2022/8/5
- Phantom: HAC Test Arch with AMCC; Type: SD HAC P01 BA
- Measurement SW: DASY52, Version 52.10 (4); SEMCAD X Version 14.6.14 (7501)

Ch42590/z (axial) wideband at best S/N/ABM Freq Resp(x,y,z,f) (1x1x1): Measurement

grid: dx=10mm, dy=10mm

ABM1/ABM2 = 28.47 dB

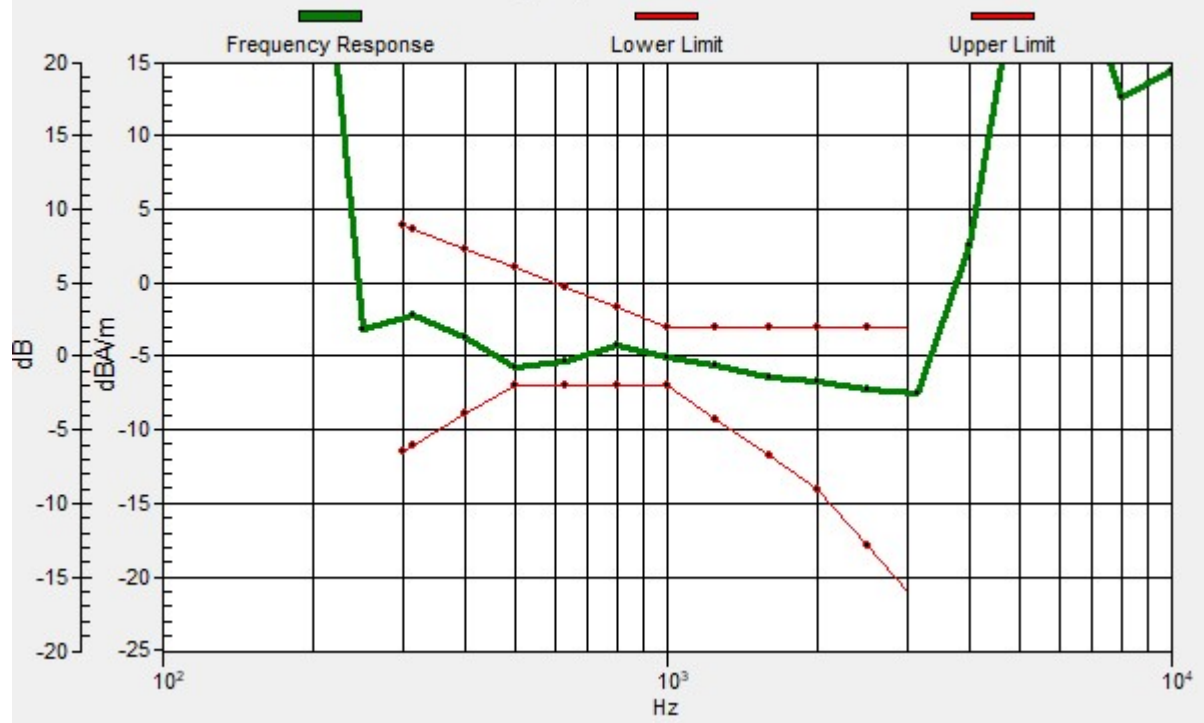
ABM1 comp = 4.86 dBA/m

Location: 4.2, -8.3, 3.7 mm



Ch42590/z (axial) wideband at best S/N/ABM Freq Resp(x,y,z,f)

Loc: 4.2, -8.3, 3.7 mm Diff: 1.29dB



13_HAC T-Coil_LTE Band 42_20M_16QAM_1RB_0Offset_Ch42590(Y)

Communication System: UID 0, LTE-TDD (0); Frequency: 3500 MHz; Duty Cycle: 1:1.59038

Medium: Air Medium parameters used: $\sigma = 0$ S/m, $\epsilon_r = 1$; $\rho = 0$ kg/m³

Ambient Temperature : 23.3 °C;

DASY5 Configuration:

- Probe: AM1DV3 - 3093; Calibrated: 2022/1/26
- Sensor-Surface: 0mm (Fix Surface)
- Electronics: DAE4 Sn1650; Calibrated: 2022/8/5
- Phantom: HAC Test Arch with AMCC; Type: SD HAC P01 BA
- Measurement SW: DASY52, Version 52.10 (4); SEMCAD X Version 14.6.14 (7501)


Ch42590/y (transversal) 4.2mm 50 x 50/ABM SNR(x,y,z) (13x13x1): Measurement grid:

dx=10mm, dy=10mm

ABM1/ABM2 = 33.90 dB

ABM1 comp = -3.20 dBA/m

Location: 4.2, 0, 3.7 mm



0 dB = 49.52 = 33.90 dB

14_HAC T-Coil_LTE Band 48_20M_16QAM_1RB_0Offset_Ch55830(Z)

Communication System: UID 0, LTE-TDD (0); Frequency: 3609 MHz; Duty Cycle: 1:1.59

Medium: Air Medium parameters used: $\sigma = 0$ S/m, $\epsilon_r = 1$; $\rho = 0$ kg/m³

Ambient Temperature : 23.3 °C;

DASY5 Configuration:

- Probe: AM1DV3 - 3093; Calibrated: 2022/1/26
- Sensor-Surface: 0mm (Fix Surface)
- Electronics: DAE4 Sn1650; Calibrated: 2022/8/5
- Phantom: HAC Test Arch with AMCC; Type: SD HAC P01 BA
- Measurement SW: DASY52, Version 52.10 (4); SEMCAD X Version 14.6.14 (7501)


Ch55830/z (axial) 4.2mm 50 x 50/ABM SNR(x,y,z) (13x13x1): Measurement grid:

dx=10mm, dy=10mm

ABM1/ABM2 = 27.69 dB

ABM1 comp = 5.15 dBA/m

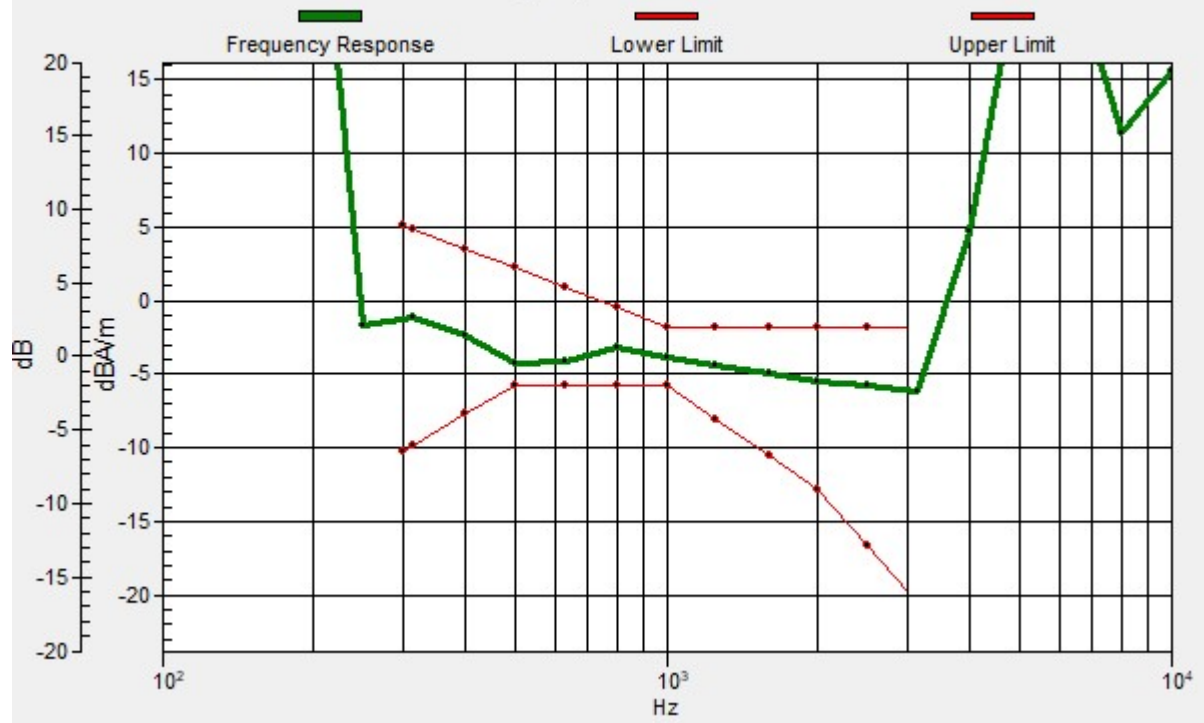
Location: 4.2, -8.3, 3.7 mm



0 dB = 24.24 = 27.69 dB

Ch55830/z (axial) wideband at best S/N/ABM Freq Resp(x,y,z,f)

Loc: 4.2, -8.3, 3.7 mm Diff: 1.47dB



14_HAC T-Coil_LTE Band 48_20M_16QAM_1RB_0Offset_Ch55830(Y)

Communication System: UID 0, LTE-TDD (0); Frequency: 3609 MHz;Duty Cycle: 1:1.59

Medium: Air Medium parameters used: $\sigma = 0$ S/m, $\epsilon_r = 1$; $\rho = 0$ kg/m³

Ambient Temperature : 23.3 °C;

DASY5 Configuration:

- Probe: AM1DV3 - 3093; Calibrated: 2022/1/26
- Sensor-Surface: 0mm (Fix Surface)
- Electronics: DAE4 Sn1650; Calibrated: 2022/8/5
- Phantom: HAC Test Arch with AMCC; Type: SD HAC P01 BA
- Measurement SW: DASY52, Version 52.10 (4); SEMCAD X Version 14.6.14 (7501)


Ch55830/y (transversal) 4.2mm 50 x 50/ABM SNR(x,y,z) (13x13x1): Measurement grid:

dx=10mm, dy=10mm

ABM1/ABM2 = 32.78 dB

ABM1 comp = -6.27 dBA/m

Location: 0, 0, 3.7 mm



0 dB = 43.54 = 32.78 dB

15_HAC T-Coil_WLAN2.4G_802.11b 1Mbps_Ch6(Z)

Communication System: UID 0, WLAN2.4GHz (0); Frequency: 2437 MHz;Duty Cycle: 1:1

Medium: Air Medium parameters used: $\sigma = 0$ S/m, $\epsilon_r = 1$; $\rho = 0$ kg/m³

Ambient Temperature : 23.3 °C;

DASY5 Configuration:

- Probe: AM1DV3 - 3093; Calibrated: 2022/1/26

- Sensor-Surface: 0mm (Fix Surface)

- Electronics: DAE4 Sn1650; Calibrated: 2022/8/5

- Phantom: HAC Test Arch with AMCC; Type: SD HAC P01 BA


- Measurement SW: DASY52, Version 52.10 (4); SEMCAD X Version 14.6.14 (7501)

Ch6/z (axial) 4.2mm 50 x 50/ABM SNR(x,y,z) (13x13x1): Measurement grid: dx=10mm, dy=10mm

ABM1/ABM2 = 41.46 dB

ABM1 comp = 0.82 dBA/m

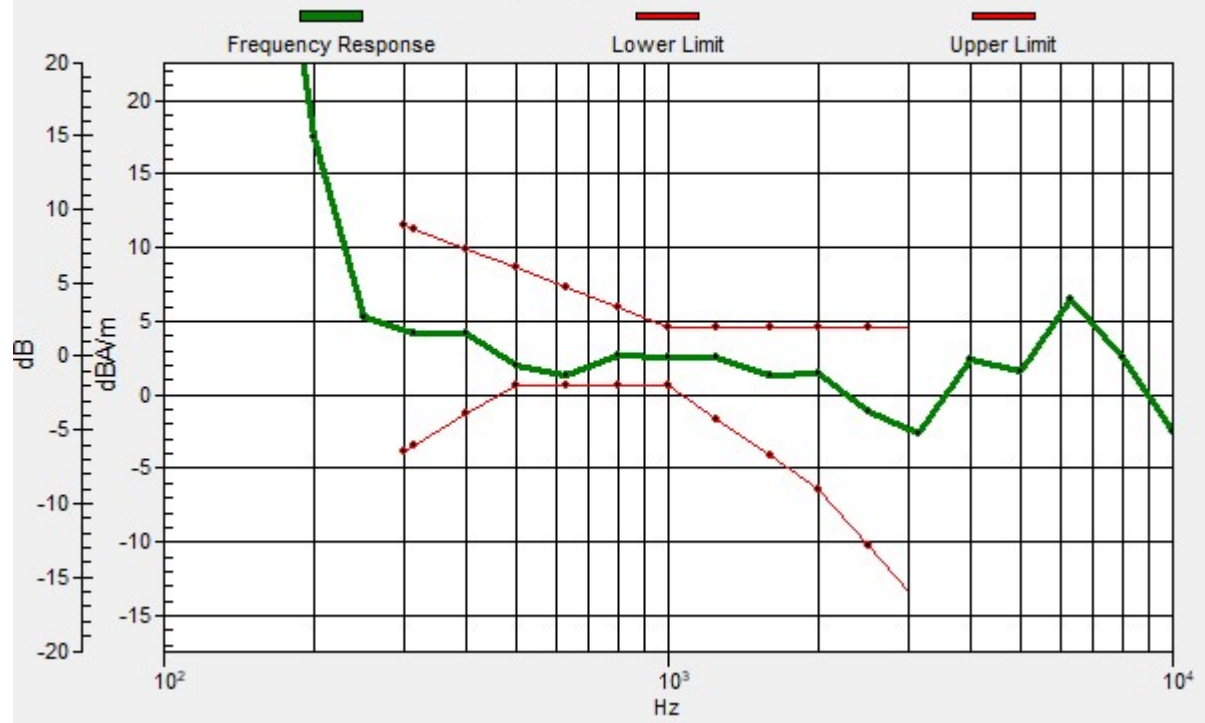
Location: 4.2, -12.5, 3.7 mm



0 dB = 118.3 = 41.46 dB

Ch6/z (axial) wideband at best S/N/ABM Freq Resp(x,y,z,f)

Loc: 4.2, -12.5, 3.7 mm Diff: 0.68dB



15_HAC T-Coil_WLAN2.4G_802.11b 1Mbps_Ch6(Y)

Communication System: UID 0, WLAN2.4GHz (0); Frequency: 2437 MHz;Duty Cycle: 1:1

Medium: Air Medium parameters used: $\sigma = 0$ S/m, $\epsilon_r = 1$; $\rho = 0$ kg/m³

Ambient Temperature : 23.3 °C;

DASY5 Configuration:

- Probe: AM1DV3 - 3093; Calibrated: 2022/1/26

- Sensor-Surface: 0mm (Fix Surface)

- Electronics: DAE4 Sn1650; Calibrated: 2022/8/5

- Phantom: HAC Test Arch with AMCC; Type: SD HAC P01 BA

- Measurement SW: DASY52, Version 52.10 (4); SEMCAD X Version 14.6.14 (7501)


Ch6/y (transversal) 4.2mm 50 x 50/ABM SNR(x,y,z) (13x13x1): Measurement grid:

dx=10mm, dy=10mm

ABM1/ABM2 = 30.79 dB

ABM1 comp = -11.56 dBA/m

Location: 0, 0, 3.7 mm



16_HAC T-Coil_WLAN 5GHz_802.11a 6Mbps_Ch40(Z)

Communication System: UID 0, WLAN5GHz (0); Frequency: 5200 MHz;Duty Cycle: 1:1

Medium: Air Medium parameters used: $\sigma = 0$ S/m, $\epsilon_r = 1$; $\rho = 0$ kg/m³

Ambient Temperature : 23.3 °C;

DASY5 Configuration:

- Probe: AM1DV3 - 3093; Calibrated: 2022/1/26

- Sensor-Surface: 0mm (Fix Surface)

- Electronics: DAE4 Sn1650; Calibrated: 2022/8/5

- Phantom: HAC Test Arch with AMCC; Type: SD HAC P01 BA

- Measurement SW: DASY52, Version 52.10 (4); SEMCAD X Version 14.6.14 (7501)

Ch40/z (axial) wideband at best S/N/ABM Freq Resp(x,y,z,f) (1x1x1): Measurement

grid: dx=10mm, dy=10mm

ABM1/ABM2 = 43.19 dB

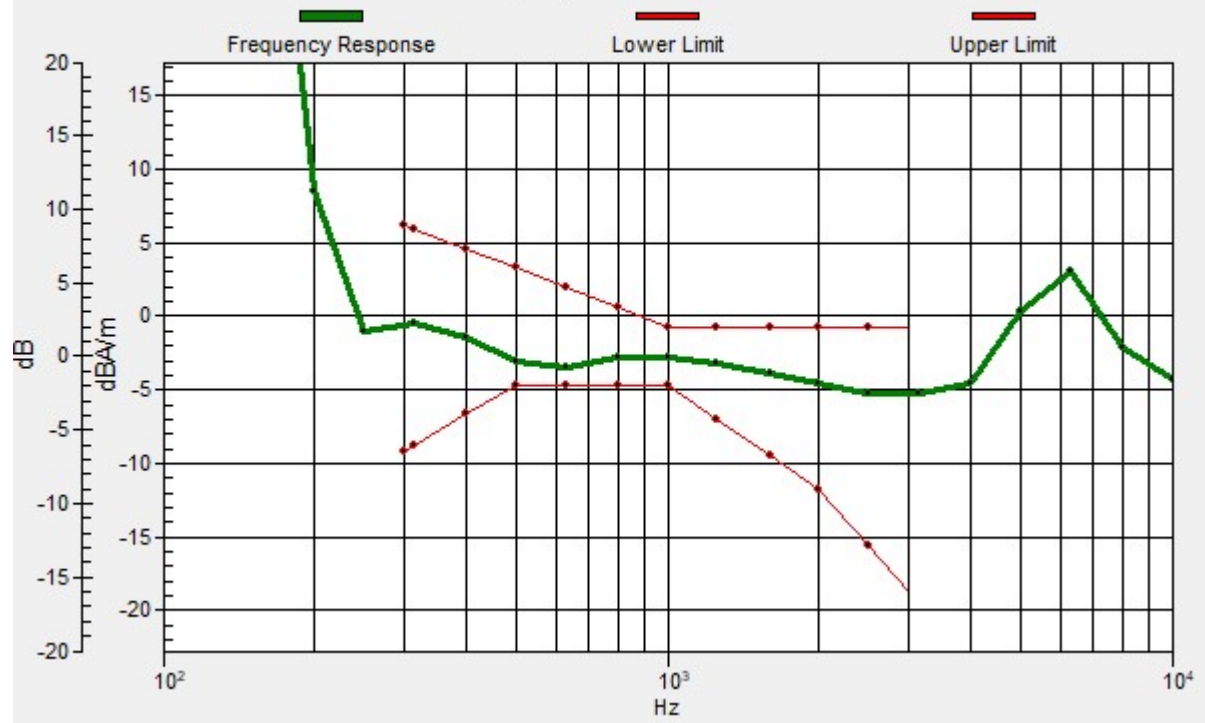
ABM1 comp = -1.94 dBA/m

Location: 0, -8.3, 3.7 mm



Ch40/z (axial) wideband at best S/N/ABM Freq Resp(x,y,z,f)

Loc: 0, -8.3, 3.7 mm Diff: 1.21dB



16_HAC T-Coil_WLAN 5GHz_802.11a 6Mbps_Ch40(Y)

Communication System: UID 0, WLAN5GHz (0); Frequency: 5200 MHz;Duty Cycle: 1:1

Medium: Air Medium parameters used: $\sigma = 0$ S/m, $\epsilon_r = 1$; $\rho = 0$ kg/m³

Ambient Temperature : 23.3 °C;

DASY5 Configuration:

- Probe: AM1DV3 - 3093; Calibrated: 2022/1/26
- Sensor-Surface: 0mm (Fix Surface)
- Electronics: DAE4 Sn1650; Calibrated: 2022/8/5
- Phantom: HAC Test Arch with AMCC; Type: SD HAC P01 BA
- Measurement SW: DASY52, Version 52.10 (4); SEMCAD X Version 14.6.14 (7501)


Ch40/y (transversal) 4.2mm 50 x 50/ABM SNR(x,y,z) (13x13x1): Measurement grid:

dx=10mm, dy=10mm

ABM1/ABM2 = 37.32 dB

ABM1 comp = -8.17 dBA/m

Location: 0, 4.2, 3.7 mm



0 dB = 73.47 = 37.32 dB

17_HAC T-Coil_WLAN 5GHz_802.11a 6Mbps_Ch60(Z)

Communication System: UID 0, WLAN5GHz (0); Frequency: 5300 MHz;Duty Cycle: 1:1

Medium: Air Medium parameters used: $\sigma = 0$ S/m, $\epsilon_r = 1$; $\rho = 0$ kg/m³

Ambient Temperature : 23.3 °C;

DASY5 Configuration:

- Probe: AM1DV3 - 3093; Calibrated: 2022/1/26
- Sensor-Surface: 0mm (Fix Surface)
- Electronics: DAE4 Sn1650; Calibrated: 2022/8/5
- Phantom: HAC Test Arch with AMCC; Type: SD HAC P01 BA
- Measurement SW: DASY52, Version 52.10 (4); SEMCAD X Version 14.6.14 (7501)


Ch60/z (axial) wideband at best S/N/ABM Freq Resp(x,y,z,f) (1x1x1): Measurement

grid: dx=10mm, dy=10mm

ABM1/ABM2 = 51.15 dB

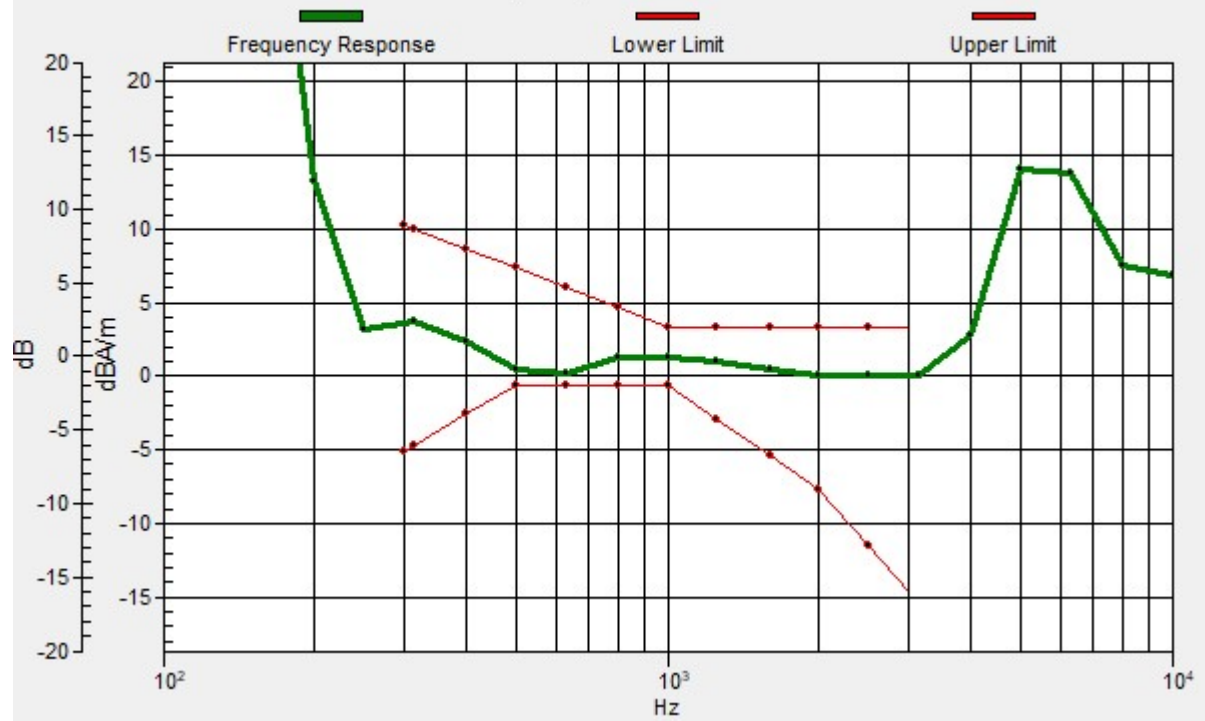
ABM1 comp = 15.69 dBA/m

Location: 8.3, -12.5, 3.7 mm



Ch60/z (axial) wideband at best S/N/ABM Freq Resp(x,y,z,f)

Loc: 8.3, -12.5, 3.7 mm Diff: 0.84dB



17_HAC T-Coil_WLAN 5GHz_802.11a 6Mbps_Ch60(Y)

Communication System: UID 0, WLAN5GHz (0); Frequency: 5300 MHz;Duty Cycle: 1:1

Medium: Air Medium parameters used: $\sigma = 0$ S/m, $\epsilon_r = 1$; $\rho = 0$ kg/m³

Ambient Temperature : 23.3 °C;

DASY5 Configuration:

- Probe: AM1DV3 - 3093; Calibrated: 2022/1/26
- Sensor-Surface: 0mm (Fix Surface)
- Electronics: DAE4 Sn1650; Calibrated: 2022/8/5
- Phantom: HAC Test Arch with AMCC; Type: SD HAC P01 BA
- Measurement SW: DASY52, Version 52.10 (4); SEMCAD X Version 14.6.14 (7501)

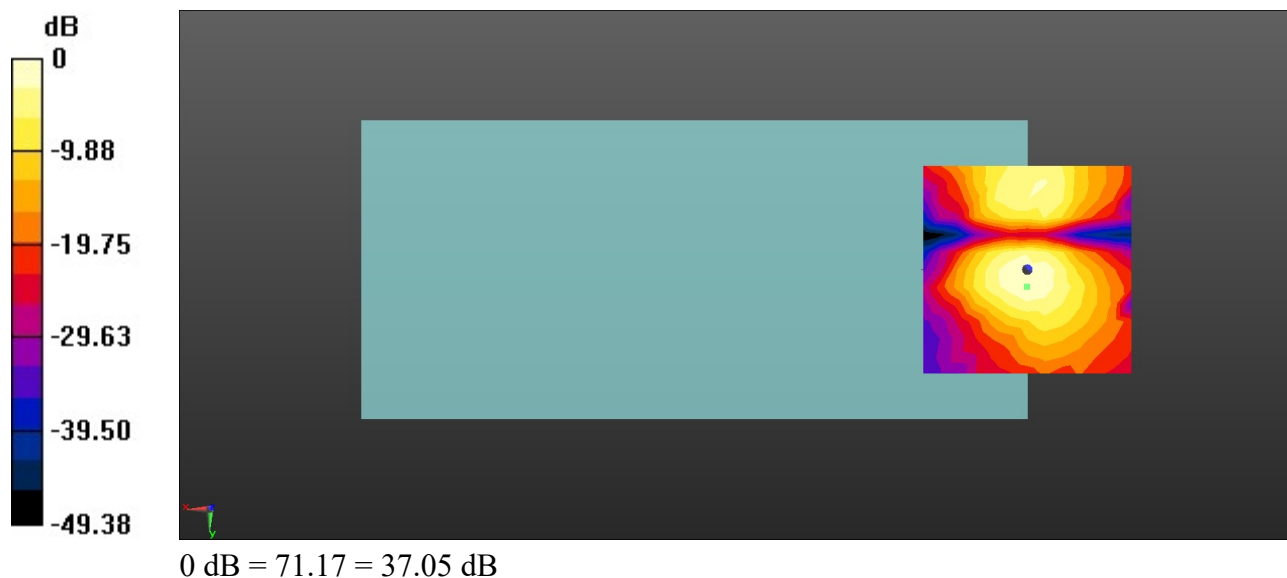
Ch60/y (transversal) 4.2mm 50 x 50/ABM SNR(x,y,z) (13x13x1): Measurement grid:

dx=10mm, dy=10mm

ABM1/ABM2 = 37.05 dB

ABM1 comp = -8.33 dBA/m

Location: 0, 4.2, 3.7 mm



18_HAC T-Coil_WLAN 5GHz_802.11a 6Mbps_Ch116(Z)

Communication System: UID 0, WLAN5GHz (0); Frequency: 5580 MHz;Duty Cycle: 1:1

Medium: Air Medium parameters used: $\sigma = 0$ S/m, $\epsilon_r = 1$; $\rho = 0$ kg/m³

Ambient Temperature : 23.3 °C;

DASY5 Configuration:

- Probe: AM1DV3 - 3093; Calibrated: 2022/1/26

- Sensor-Surface: 0mm (Fix Surface)

- Electronics: DAE4 Sn1650; Calibrated: 2022/8/5

- Phantom: HAC Test Arch with AMCC; Type: SD HAC P01 BA

- Measurement SW: DASY52, Version 52.10 (4); SEMCAD X Version 14.6.14 (7501)


Ch116/z (axial) 4.2mm 50 x 50/ABM SNR(x,y,z) (13x13x1): Measurement grid:

dx=10mm, dy=10mm

ABM1/ABM2 = 44.33 dB

ABM1 comp = -1.46 dBA/m

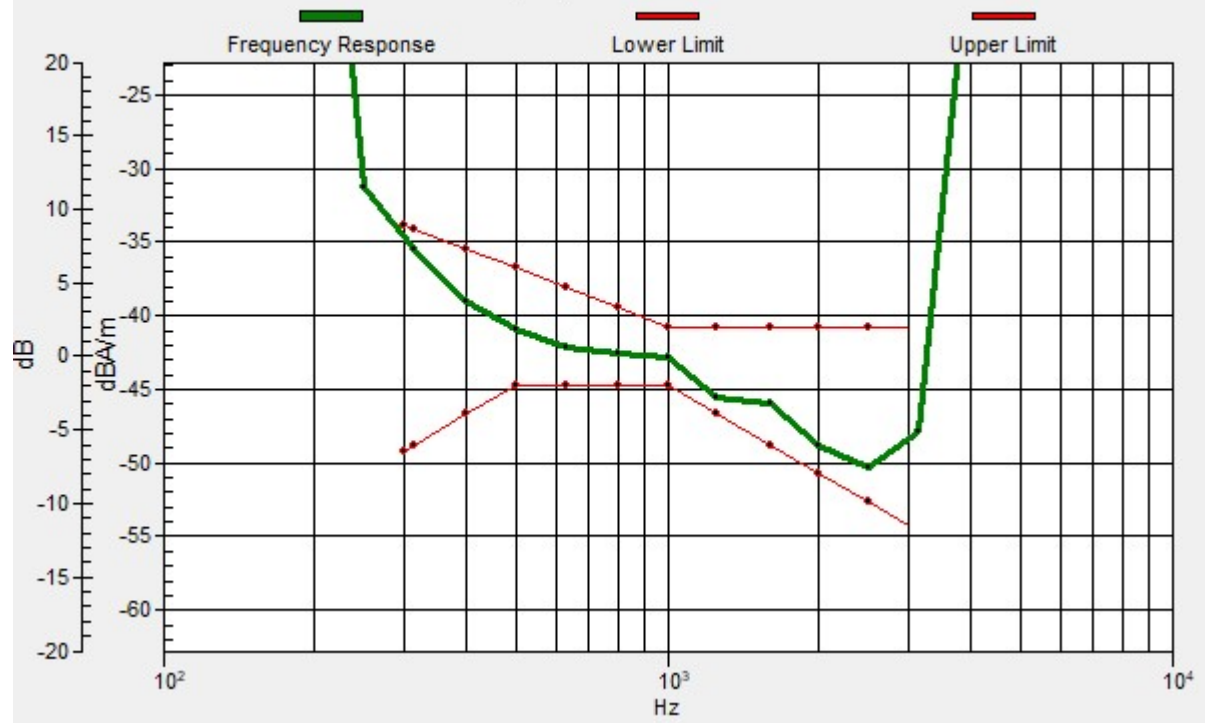
Location: 0, -8.3, 3.7 mm



0 dB = 164.6 = 44.33 dB

Ch116/z (axial) wideband at best S/N/ABM Freq Resp(x,y,z,f)

Loc: 0, -8.3, 3.7 mm Diff: 0.64dB



18_HAC T-Coil_WLAN 5GHz_802.11a 6Mbps_Ch116(Y)

Communication System: UID 0, WLAN5GHz (0); Frequency: 5580 MHz;Duty Cycle: 1:1

Medium: Air Medium parameters used: $\sigma = 0$ S/m, $\epsilon_r = 1$; $\rho = 0$ kg/m³

Ambient Temperature : 23.3 °C;

DASY5 Configuration:

- Probe: AM1DV3 - 3093; Calibrated: 2022/1/26
- Sensor-Surface: 0mm (Fix Surface)
- Electronics: DAE4 Sn1650; Calibrated: 2022/8/5
- Phantom: HAC Test Arch with AMCC; Type: SD HAC P01 BA
- Measurement SW: DASY52, Version 52.10 (4); SEMCAD X Version 14.6.14 (7501)


Ch116/y (transversal) 4.2mm 50 x 50/ABM SNR(x,y,z) (13x13x1): Measurement grid:

dx=10mm, dy=10mm

ABM1/ABM2 = 38.01 dB

ABM1 comp = -5.78 dBA/m

Location: 0, -16.7, 3.7 mm



0 dB = 79.56 = 38.01 dB

19_HAC T-Coil_WLAN 5GHz_802.11a 6Mbps_Ch157(Z)

Communication System: UID 0, WLAN5GHz (0); Frequency: 5785 MHz;Duty Cycle: 1:1

Medium: Air Medium parameters used: $\sigma = 0$ S/m, $\epsilon_r = 1$; $\rho = 0$ kg/m³

Ambient Temperature : 23.3 °C;

DASY5 Configuration:

- Probe: AM1DV3 - 3093; Calibrated: 2022/1/26
- Sensor-Surface: 0mm (Fix Surface)
- Electronics: DAE4 Sn1650; Calibrated: 2022/8/5
- Phantom: HAC Test Arch with AMCC; Type: SD HAC P01 BA
- Measurement SW: DASY52, Version 52.10 (4); SEMCAD X Version 14.6.14 (7501)


Ch157/z (axial) 4.2mm 50 x 50/ABM SNR(x,y,z) (13x13x1): Measurement grid:

dx=10mm, dy=10mm

ABM1/ABM2 = 43.18 dB

ABM1 comp = -1.99 dBA/m

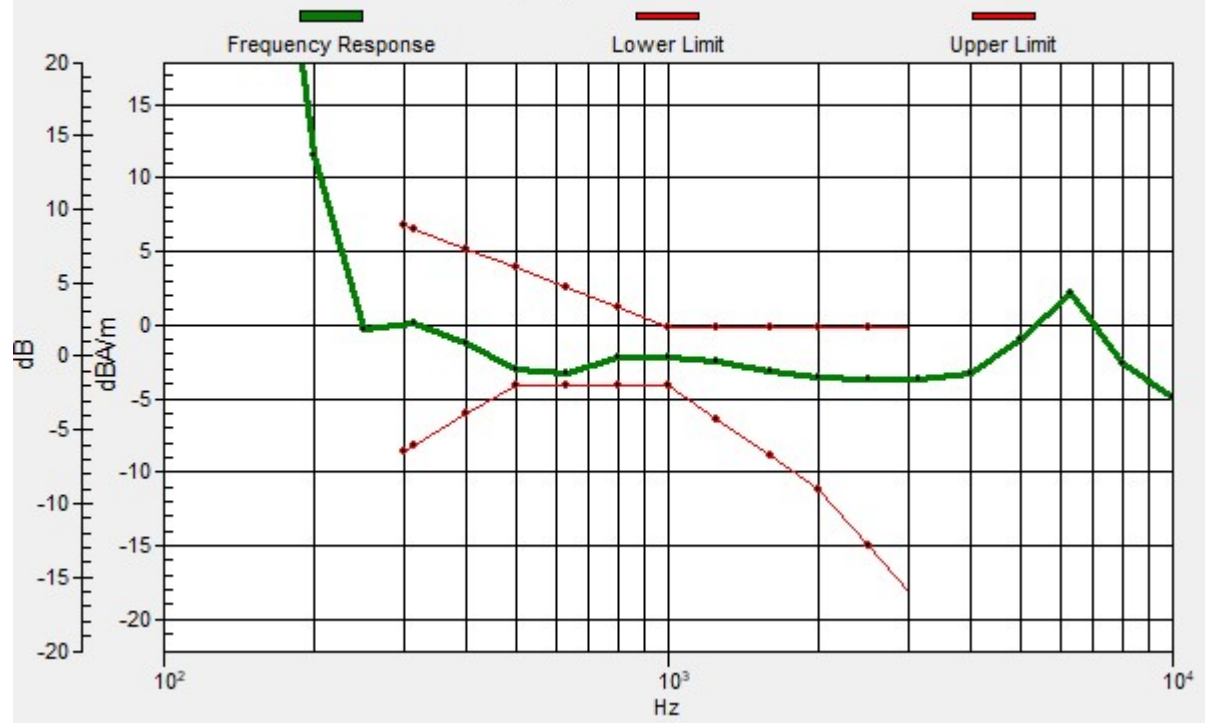
Location: 0, -8.3, 3.7 mm



0 dB = 144.2 = 43.18 dB

Ch157/z (axial) wideband at best S/N/ABM Freq Resp(x,y,z,f)

Loc: 0, -8.3, 3.7 mm Diff: 0.83dB



19_HAC T-Coil_WLAN 5GHz_802.11a 6Mbps_Ch157(Y)

Communication System: UID 0, WLAN5GHz (0); Frequency: 5785 MHz;Duty Cycle: 1:1

Medium: Air Medium parameters used: $\sigma = 0$ S/m, $\epsilon_r = 1$; $\rho = 0$ kg/m³

Ambient Temperature : 23.3 °C;

DASY5 Configuration:

- Probe: AM1DV3 - 3093; Calibrated: 2022/1/26

- Sensor-Surface: 0mm (Fix Surface)

- Electronics: DAE4 Sn1650; Calibrated: 2022/8/5

- Phantom: HAC Test Arch with AMCC; Type: SD HAC P01 BA

- Measurement SW: DASY52, Version 52.10 (4); SEMCAD X Version 14.6.14 (7501)

Ch157/y (transversal) 4.2mm 50 x 50/ABM SNR(x,y,z) (13x13x1): Measurement grid:

dx=10mm, dy=10mm

ABM1/ABM2 = 37.59 dB

ABM1 comp = -6.94 dBA/m

Location: 0, 0, 3.7 mm

