



# FCC RF Test Report

**APPLICANT** : Motorola Mobility LLC  
**EQUIPMENT** : Mobile Cellular Phone  
**BRAND NAME** : Motorola  
**MODEL NAME** : XT2301-1  
**FCC ID** : IHDT56AH1  
**STANDARD** : 47 CFR Part 2, 22, 24, 27  
**CLASSIFICATION** : PCS Licensed Transmitter Held to Ear (PCE)  
**TEST DATE(S)** : Nov. 22, 2022

We, Sporton International Inc. (ShenZhen), would like to declare that the tested sample has been evaluated in accordance with the procedures given in ANSI C63.26-2015 and shown compliance with the applicable technical standards.

The test results in this report apply exclusively to the tested model / sample. Without written approval of Sporton International Inc. (ShenZhen), the test report shall not be reproduced except in full.

Jason Jia



Approved by: Jason Jia

**Sporton International Inc. (ShenZhen)**

**1/F, 2/F, Bldg 5, Shiling Industrial Zone, Xinwei Village, Xili, Nanshan, Shenzhen, 518055**

**People's Republic of China**



TABLE OF CONTENTS

REVISION HISTORY...3
SUMMARY OF TEST RESULT...4
1 GENERAL DESCRIPTION...6
1.1 Applicant...6
1.2 Manufacturer...6
1.3 Product Feature of Equipment Under Test...6
1.4 Product Specification of Equipment Under Test...6
1.5 Modification of EUT...7
1.6 Testing Location...7
1.7 Test Software...7
1.8 Applicable Standards...7
2 TEST CONFIGURATION OF EQUIPMENT UNDER TEST...8
2.1 Test Mode...8
2.2 Connection Diagram of Test System...9
2.3 Support Unit used in test configuration and system...10
2.4 Frequency List of Low/Middle/High Channels...10
3 RADIATED TEST ITEMS...16
3.1 Measuring Instruments...16
3.2 Test Setup...16
3.3 Test Result of Radiated Test...17
3.4 Radiated Spurious Emission...18
4 LIST OF MEASURING EQUIPMENT...20
5 UNCERTAINTY OF EVALUATION...21
APPENDIX A. TEST RESULTS OF RADIATED TEST
APPENDIX B. TEST SETUP PHOTOGRAPHS



### REVISION HISTORY

REPORT NO.	VERSION	DESCRIPTION	ISSUED DATE
FG292622R	Rev. 01	Initial issue of report	Dec. 12, 2022



### SUMMARY OF TEST RESULT

Report Section	FCC Rule	Description	Limit	Result	Remark
-	§2.1046	Conducted Output Power	Reporting Only	PASS	1
	§22.913(a)(5)	Effective Radiated Power (5G NR n5)	ERP < 7 Watt		
	§90.542 (a)(7) §27.50(c)(10)	Effective Radiated Power (5G NR n12, n14, n71)	ERP < 3 Watt		
	§27.50 (a)(3)	EIRP(5G NR n30)	EIRP < 250mW/5MHz		
	§27.50(h)(2)	Equivalent Isotropic Radiated Power (5G NR n2, n25, n41)	EIRP < 2Watt		
	§27.50(d)(4) §27.50(j)(3)	Equivalent Isotropic Radiated Power (5G NR n66, n70, n77)	EIRP < 1Watt		
	§96.41	Maximum E.I.R.P(5G NR n48)	EIRP < 23 dBm/10MHz		
	§27.50 (a)(3)	EIRP	EIRP < 250mW/5MHz		
-	§24.232(d) §27.50(j)(4) §96.41	Peak-to-Average Ratio	<13 dB	PASS	1
-	§2.1049 §96.41	Occupied Bandwidth	Reporting Only	PASS	1
-	§2.1051 §22.917(a) §24.238(a) §27.53(h) §27.53(g) §27.53(l)(2)	Conducted Band Edge Measurement (5G NR n5) (5G NR n2, n25) (5G NR n66, n70) (5G NR n12, n71) (5G NR n77)	< 43+10log <sub>10</sub> (P[Watts])	PASS	1
	§2.1053 §90.543 (e)(2)(3)	Conducted Band Edge Measurement (5G NR n14)	Refer standard		
	§27.53(m)(4)	Conducted Band Edge Measurement (5G NR n41)	§27.53(m)(4)		
	§96.41	Conducted Band Edge Measurement (5G NR n48)	Part 96.41		
	§27.53 (a)(4)	Conducted Band Edge Measurement (5G NR n30)	Refer standard		
-	§2.1051 §22.917(a) §24.238(a) §27.53(h) §27.53(g) §27.53(l)(2)	Conducted Spurious Emission (5G NR n5) (5G NR n2, n25) (5G NR n66, n70) (5G NR n12, n71) (5G NR n77)	< 43+10log <sub>10</sub> (P[Watts])	PASS	1
	§2.1053 §90.543 (e)(3)	Conducted Spurious Emission (5G NR n14)	< 43+10log <sub>10</sub> (P[Watts])		
	§27.53(m)(4)	Conducted Spurious Emission (5G NR n41)	< 55+10log <sub>10</sub> (P[Watts])		
	§96.41	Conducted Spurious Emission (5G NR n48)	-40dBm/MHz		
	§27.53 (a)(4)	Conducted Spurious Emission (5G NR n30)	< 70+10log <sub>10</sub> (P[Watts])		
-	§2.1055 §22.355	Frequency Stability Temperature & Voltage	< 2.5 ppm for Part 22	PASS	1
	§90.539 (e)		< ±1.25 ppm		
	§24.235 §27.54		Within Authorized Band		



Report Section	FCC Rule	Description	Limit	Result	Remark
3.4	§2.1053 §22.917(a) §24.238(a) §27.53(h) §27.53(g) §27.53(l)(2)	Radiated Spurious Emission (5G NR n5) (5G NR n2, n25) (5G NR n66, n70) (5G NR n12, n71) (5G NR n77)	< 43+10log <sub>10</sub> (P[Watts])	PASS	Under limit 3.81 dB at 10819.200 MHz
	§90.543 (e)(3) §90.543 (f)	Radiated Spurious Emission (5G NR n14)	< 43+10log <sub>10</sub> (P[Watts])		
	§27.53(m)(4)	Radiated Spurious Emission (5G NR n41)	< 55+10log <sub>10</sub> (P[Watts])		
	§96.41	Radiated Spurious Emission (5G NR n48)	-40dBm/MHz		
	§27.53 (a)(4)	Radiated Spurious Emission (5G NR n30)	< 70+10log <sub>10</sub> (P[Watts])		

**Remark 1 :**

The test items of inter band CA were cover by 5G NR single carrier due to the CA power is reduced according to 3GPP MPR.

**Declaration of Conformity:**

The test results with all measurement uncertainty excluded are presented in accordance with the regulation limits or requirements declared by manufacturers.

**Comments and Explanations:**

The declared of product specification for EUT presented in the report are provided by the manufacturer, and the manufacturer takes all the responsibilities for the accuracy of product specification.



# 1 General Description

## 1.1 Applicant

Motorola Mobility LLC  
222 W,Merchandise Mart Plaza, Chicago IL 60654 USA

## 1.2 Manufacturer

Motorola Mobility LLC  
222 W,Merchandise Mart Plaza, Chicago IL 60654 USA

## 1.3 Product Feature of Equipment Under Test

Product Feature	
Equipment	Mobile Cellular Phone
Brand Name	Motorola
Model Name	XT2301-1
FCC ID	IHDT56AH1
IMEI Code	Radiation : 350007550014055/350007550014063
HW Version	DVT2
SW Version	TTR33.124
EUT Stage	Identical Prototype

## 1.4 Product Specification of Equipment Under Test

Standards-related Product Specification	
Tx Frequency	5G NR n2 : 1850 MHz ~ 1910 MHz 5G NR n5 : 824 MHz ~ 849 MHz 5G NR n12 : 699 MHz ~ 716 MHz 5G NR n14 : 788 MHz ~ 798 MHz 5G NR n25 : 1850 MHz ~ 1915 MHz 5G NR n30 : 2305 MHz ~ 2315 MHz 5G NR n41 : 2496 MHz ~ 2690 MHz 5G NR n48 : 3550 MHz ~ 3700 MHz 5G NR n66 : 1710 MHz ~ 1780 MHz 5G NR n70 : 1695 MHz ~ 1710 MHz 5G NR n71: 663 MHz ~ 698 MHz 5G NR n77: 3450 MHz ~ 3550 MHz, 3700 MHz ~ 3980 MHz
Rx Frequency	5G NR n2 : 1930 MHz ~ 1990 MHz 5G NR n5 : 869 MHz ~ 894 MHz 5G NR n12: 729 MHz ~ 746 MHz 5G NR n14 : 758 MHz ~ 768 MHz 5G NR n25 : 1930 MHz ~ 1995 MHz 5G NR n30 : 2350 MHz ~ 2360 MHz 5G NR n41 : 2496 MHz ~ 2690 MHz 5G NR n48 : 3550 MHz ~ 3700 MHz 5G NR n66 : 2110 MHz~ 2200 MHz 5G NR n70 : 1995 MHz ~ 2020 MHz 5G NR n71: 617 MHz ~ 652 MHz



	5G NR n77: 3450 MHz ~ 3550 MHz, 3700 MHz ~ 3980 MHz
<b>Uplink NR CA Bands</b>	n12A-n77A, n77A-n12A, n14A-n77A, n77A-n14A, n25A-n41A, n41A-n25A, n25A-n48A, n48A-n25A, n25A-n77A, n77A-n25A, n2A-n48A, n48A-n2A, n2A-n77A, n77A-n2A, n30A-n77A, n77A-n30A, n41A-n66A, n66A-n41A, n41A-n71A, n71A-n41A, n48A-n66A, n66A-n48A, n48A-n70A, n70A-n48A, n48A-n71A, n71A-n48A, n5A-n48A, n48A-n5A, n5A-n77A, n77A-n5A, n66A-n77A, n77A-n66A, n71A-n77A, n77A-n71A
<b>Type of Modulation</b>	CP-OFDM: QPSK / 16QAM / 64QAM / 256QAM DFT-s-OFDM: PI/2 BPSK / QPSK / 16QAM / 64QAM / 256QAM

### 1.5 Modification of EUT

No modifications are made to the EUT during all test items.

### 1.6 Testing Location

Sporton International Inc. (Shenzhen) is accredited to ISO/IEC 17025:2017 by American Association for Laboratory Accreditation with Certificate Number 5145.01.

<b>Test Firm</b>	Sporton International Inc. (Shenzhen)		
<b>Test Site Location</b>	101, 1st Floor, Block B, Building 1, No. 2, Tengfeng 4th Road, Fenghuang Community, Fuyong Street, Baoan District, Shenzhen City Guangdong Province China 518103 TEL: +86-755-33202398		
<b>Test Site No.</b>	<b>Sporton Site No.</b>	<b>FCC Designation No.</b>	<b>FCC Test Firm Registration No.</b>
	03CH03-SZ	CN1256	421272

### 1.7 Test Software

Item	Site	Manufacturer	Name	Version
1.	03CH03-SZ	AUDIX	E3	6.2009-8-24

### 1.8 Applicable Standards

According to the specifications of the manufacturer, the EUT must comply with the requirements of the following standards:

- 47 CFR Part 2, 22, 24, 27
- ANSI C63.26-2015
- FCC KDB 971168 D01 Power Meas License Digital Systems v03r01
- FCC KDB 412172 D01 Determining ERP and EIRP v01r01

**Remark:** All test items were verified and recorded according to the standards and without any deviation during the test.




## 2 Test Configuration of Equipment Under Test

### 2.1 Test Mode

Antenna port conducted and radiated test items are performed according to KDB 971168 D01 Power Meas License Digital Systems v03r01 with maximum output power.

For radiated measurement, pre-scanned in three orthogonal panels, X, Y, Z. The worst cases were recorded in this report.

The device is investigated from 30MHz to 10 times of fundamental signal for radiated spurious emission test under different RB size/offset and modulations in exploratory test. Subsequently, only the worst case emissions are reported.

Orthogonal Planes of EUT	X Plane	Y Plane	Z Plane
			

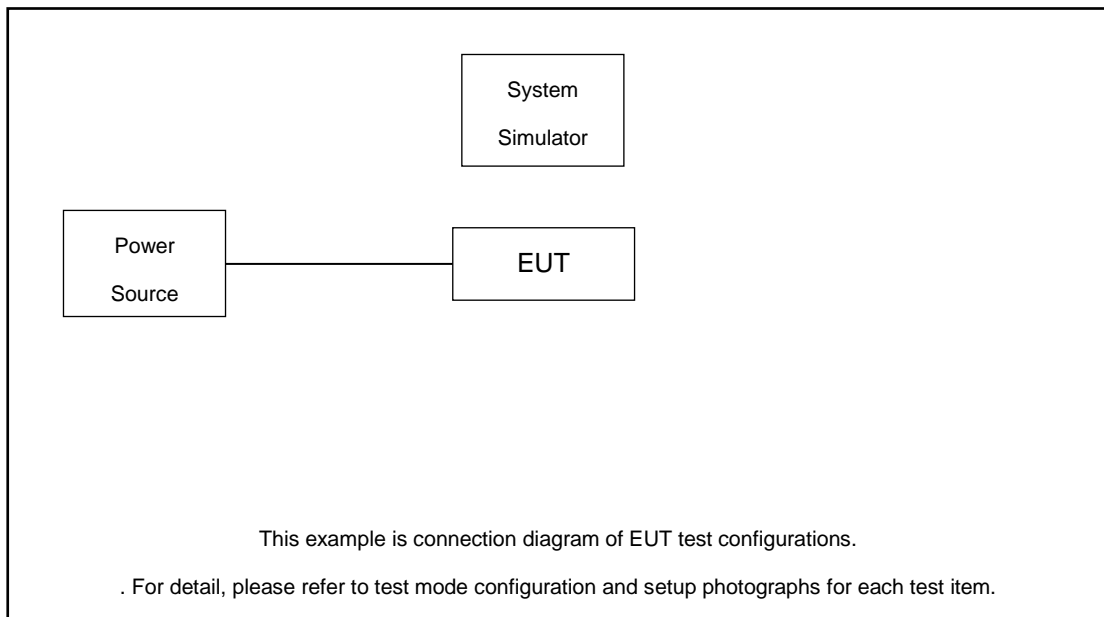
Test Items	Band	Bandwidth (MHz)						Modulation					RB #		Test Channel				
		5	10	15	20	25-90	100	PI/2 BPSK	QPSK	16QAM	64QAM	256QAM	1	Full	L	M	H		
Radiated Spurious Emission	CA_n12A-n77A	Worst Case																v	
	CA_n77A-n12A	Worst Case																v	
	CA_n14A-n77A	Worst Case																v	
	CA_n77A-n14A	Worst Case																v	
	CA_n25A-n41A	Worst Case																v	
	CA_n41A-n25A	Worst Case																v	
	CA_n25A-n48A	Worst Case																v	
	CA_n48A-n25A	Worst Case																v	
	CA_n25A-n77A	Worst Case																v	
	CA_n77A-n25A	Worst Case																v	
	CA_n2A-n48A	Worst Case																v	
	CA_n48A-n2A	Worst Case																v	
	CA_n2A-n77A	Worst Case																v	
	CA_n77A-n2A	Worst Case																v	
	CA_n30A-n77A	Worst Case																v	
	CA_n77A-n30A	Worst Case																v	
CA_n41A-n66A	Worst Case																v		
CA_n66A-n41A	Worst Case																v		





Test Items	Band	Bandwidth (MHz)						Modulation					RB #		Test Channel				
		5	10	15	20	25-90	100	PI/2 BPSK	QPSK	16QAM	64QAM	256QAM	1	Full	L	M	H		
	CA_n41A-n71A	Worst Case																v	
	CA_n71A-n41A	Worst Case																v	
	CA_n48A-n66A	Worst Case																v	
	CA_n66A-n48A	Worst Case																v	
	CA_n48A-n70A	Worst Case																v	
	CA_n70A-n48A	Worst Case																v	
	CA_n48A-n71A	Worst Case																v	
	CA_n71A-n48A	Worst Case																v	
	CA_n5A-n48A	Worst Case																v	
	CA_n48A-n5A	Worst Case																v	
	CA_n5A-n77A	Worst Case																v	
	CA_n77A-n5A	Worst Case																v	
	CA_n66A-n77A	Worst Case																v	
	CA_n77A-n66A	Worst Case																v	
	CA_n71A-n77A	Worst Case																v	
	CA_n77A-n71A	Worst Case																v	
Note	1. The mark "v" means that this configuration is chosen for testing 2. The mark "-" means that this bandwidth is not supported. 3. The device is investigated from 30MHz to 10 times of fundamental signal for radiated spurious emission test under different RB size/offset and modulations in exploratory test. Subsequently, only the worst case emissions are reported.																		

## 2.2 Connection Diagram of Test System





### 2.3 Support Unit used in test configuration and system

Item	Equipment	Trade Name	Model No.	FCC ID	Data Cable	Power Cord
1.	DC Power Supply	GW	GPS-3030D	N/A	N/A	Unshielded, 1.8 m
2.	LTE Base Station	Anritsu	MT8821C	N/A	N/A	Unshielded, 1.8 m
3.	NR Base Station	Anritsu	MT8000A	N/A	N/A	Unshielded, 1.8 m

### 2.4 Frequency List of Low/Middle/High Channels

5G NR n2 Channel and Frequency List				
BW [MHz]	Channel/Frequency(MHz)	Lowest	Middle	Highest
20	Channel	372000	376000	380000
	Frequency	1860	1880	1900
15	Channel	371500	376000	380500
	Frequency	1857.5	1880	1902.5
10	Channel	371000	376000	381000
	Frequency	1855	1880	1905
5	Channel	370500	376000	381500
	Frequency	1852.5	1880	1907.5

5G NR n5 Channel and Frequency List				
BW [MHz]	Channel/Frequency(MHz)	Lowest	Middle	Highest
20	Channel	166800	167300	167800
	Frequency	834	836.5	839
15	Channel	166300	167300	168300
	Frequency	831.5	836.5	841.5
10	Channel	165800	167300	168800
	Frequency	829	836.5	844
5	Channel	165300	167300	169300
	Frequency	826.5	836.5	846.5

5G NR n12 Channel and Frequency List				
BW [MHz]	Channel/Frequency(MHz)	Lowest	Middle	Highest
15	Channel	141300	141500	141700
	Frequency	706.5	707.5	708.5
10	Channel	140800	141500	142200
	Frequency	704	707.5	711
5	Channel	140300	141500	142700
	Frequency	701.5	707.5	713.5



5G NR n14 Channel and Frequency List				
BW [MHz]	Channel/Frequency(MHz)	Lowest	Middle	Highest
10	Channel	158600		
	Frequency	793		
5	Channel	158100	158600	159100
	Frequency	790.5	793	795.5

5G NR n25 Channel and Frequency List				
BW [MHz]	Channel/Frequency(MHz)	Lowest	Middle	Highest
40	Channel	390000	392500	395000
	Frequency	1870	1882.5	1895
30	Channel	389000	392500	396000
	Frequency	1865	1882.5	1900
25	Channel	388500	392500	396500
	Frequency	1862.5	1882.5	1902.5
20	Channel	372000	376500	381000
	Frequency	1860	1882.5	1905
15	Channel	371500	376500	381500
	Frequency	1857.5	1882.5	1907.5
10	Channel	371000	376500	382000
	Frequency	1855	1882.5	1910
5	Channel	370500	376500	382500
	Frequency	1852.5	1882.5	1912.5

5G NR n30 Channel and Frequency List				
BW [MHz]	Channel/Frequency(MHz)	Lowest	Middle	Highest
10	Channel	462000		
	Frequency	2310		
5	Channel	461500	462000	462500
	Frequency	2307.5	2310	2312.5



5G NR n41 Channel and Frequency List				
BW [MHz]	Channel/Frequency(MHz)	Lowest	Middle	Highest
100	Channel	509202	518598	528000
	Frequency	2546.01	2592.99	2640
90	Channel	508200	518598	528996
	Frequency	2541	2592.99	2644.98
80	Channel	507204	518598	529998
	Frequency	2536.02	2592.99	2649.99
70	Channel	506202	518598	531000
	Frequency	2531.01	2592.99	2655
60	Channel	505200	518598	531996
	Frequency	2526	2592.99	2659.98
50	Channel	504204	518598	532998
	Frequency	2521.02	2592.99	2664.99
40	Channel	503202	518598	534000
	Frequency	2516.01	2592.99	2670
30	Channel	502200	518601	534999
	Frequency	2511	2593.005	2674.995
20	Channel	501204	518598	535998
	Frequency	2506.02	2592.99	2679.99
15	Channel	500700	518598	536496
	Frequency	2503.5	2592.99	2682.48
10	Channel	500202	518598	537000
	Frequency	2501.01	2592.99	2685

5G NR n48 Channel and Frequency List				
BW [MHz]	Channel/Frequency(MHz)	Lowest	Middle	Highest
40	Channel	638000	641666	645332
	Frequency	3570	3624.99	3679.98
30	Channel	637668	641666	645666
	Frequency	3565.02	3624.99	3684.99
20	Channel	637334	641666	646000
	Frequency	3560.01	3624.99	3690
15	Channel	637168	641666	646166
	Frequency	3557.52	3624.99	3692.49
10	Channel	637000	641666	646332
	Frequency	3555	3624.99	3694.98



5G NR n66 Channel and Frequency List				
BW [MHz]	Channel/Frequency(MHz)	Lowest	Middle	Highest
40	Channel	346000	349000	352000
	Frequency	1730	1745	1760
30	Channel	345000	349000	353000
	Frequency	1725	1745	1765
25	Channel	344500	349000	353500
	Frequency	1722.5	1745	1767.5
20	Channel	344000	349000	354000
	Frequency	1720	1745	1770
15	Channel	343500	349000	354500
	Frequency	1717.5	1745	1772.5
10	Channel	343000	349000	355000
	Frequency	1715	1745	1775
5	Channel	342500	349000	355500
	Frequency	1712.5	1745	1777.5

5G NR n70 Channel and Frequency List				
BW [MHz]	Channel/Frequency(MHz)	Lowest	Middle	Highest
15	Channel	340500		
	Frequency	1702.5		
10	Channel	340000	340500	341000
	Frequency	1700	1702.5	1705
5	Channel	339500	340500	341500
	Frequency	1697.5	1702.5	1707.5

5G NR n71 Channel and Frequency List				
BW [MHz]	Channel/Frequency(MHz)	Lowest	Middle	Highest
20	Channel	134600	136100	137600
	Frequency	673	680.5	688
15	Channel	134100	136100	138100
	Frequency	670.5	680.5	690.5
10	Channel	133600	136100	138600
	Frequency	668	680.5	693
5	Channel	133100	136100	139100
	Frequency	665.5	680.5	695.5



5G n77 Channel and Frequency List for Part 270				
BW [MHz]	Channel/Frequency(MHz)	Lowest	Middle	Highest
100	Channel	650000	656000	662000
	Frequency	3750	3840	3930
90	Channel	649668	656000	662334
	Frequency	3745.02	3840	3935.01
80	Channel	649334	656000	662666
	Frequency	3740.01	3840	3939.99
70	Channel	649000	656000	663000
	Frequency	3735	3840	3945
60	Channel	648668	656000	663332
	Frequency	3730.02	3840	3949.98
50	Channel	648334	656000	663668
	Frequency	3725.01	3840	3955.02
40	Channel	648000	656000	664000
	Frequency	3720	3840	3960
30	Channel	647668	656000	664332
	Frequency	3715.02	3840	3964.98
25	Channel	647500	656000	664500
	Frequency	3712.5	3840	3967.5
20	Channel	647334	656000	664666
	Frequency	3710.01	3840	3969.99
15	Channel	647168	656000	664832
	Frequency	3707.52	3840	3972.48
10	Channel	647000	656000	665000
	Frequency	3705	3840	3975



5G n77 Channel and Frequency List for Part 27Q				
BW [MHz]	Channel/Frequency(MHz)	Lowest	Middle	Highest
100	Channel	-	633334	-
	Frequency	-	3500.01	-
90	Channel	633000	633334	633666
	Frequency	3495.00	3500.01	3504.99
80	Channel	632668	633334	634000
	Frequency	3490.02	3500.01	3510.00
70	Channel	632334	633334	634332
	Frequency	3485.01	3500.01	3514.98
60	Channel	632000	633334	634666
	Frequency	3480.00	3500.01	3519.99
50	Channel	631668	633334	635000
	Frequency	3475.02	3500.01	3525.00
40	Channel	631334	633334	635332
	Frequency	3470.01	3500.01	3529.98
30	Channel	631000	633334	635666
	Frequency	3465	3500.01	3534.99
25	Channel	630834	633334	635832
	Frequency	3462.51	3500.01	3537.48
20	Channel	630668	633334	636000
	Frequency	3460.02	3500.01	3540.00
15	Channel	630500	633334	636166
	Frequency	3457.50	3500.01	3542.49
10	Channel	630334	633334	636332
	Frequency	3455.01	3500.01	3544.98

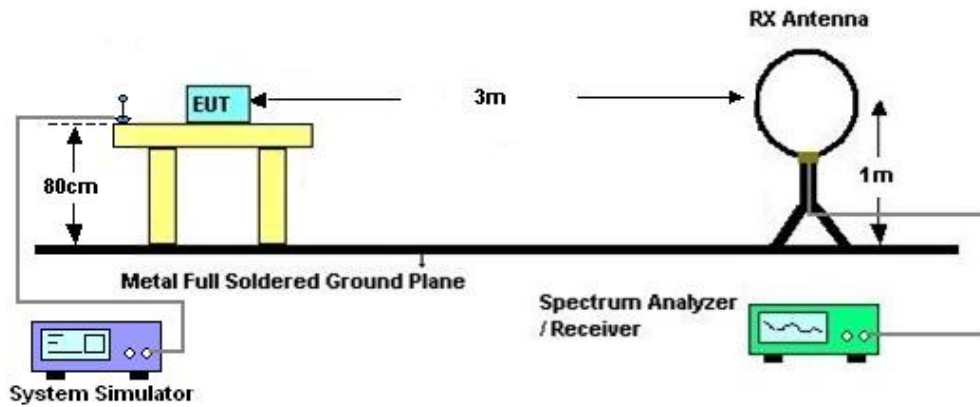
### 3 Radiated Test Items

#### 3.1 Measuring Instruments

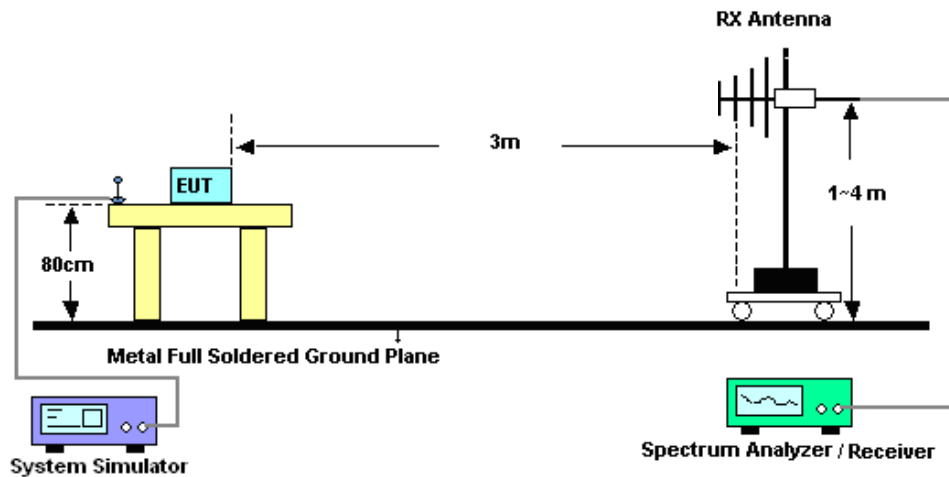
See list of measuring instruments of this test report.

#### 3.2 Test Setup

##### 3.2.1 For radiated test below 30MHz

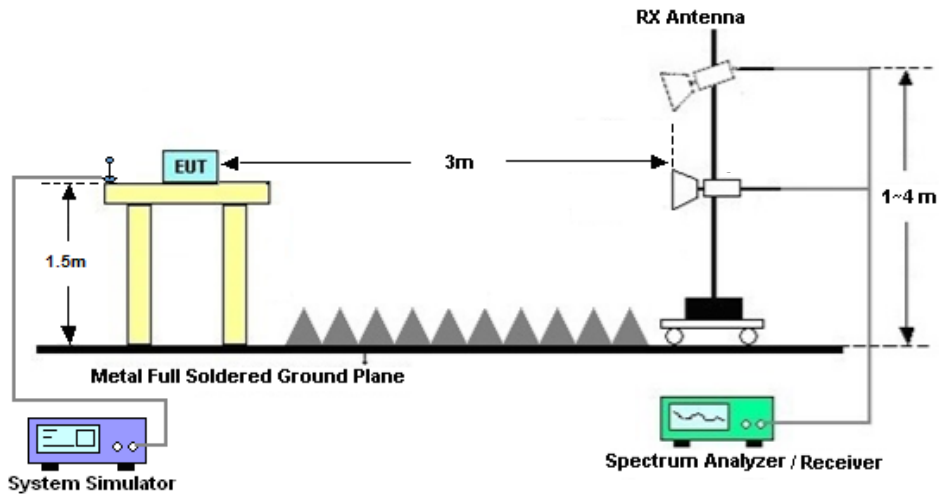


##### 3.2.2 For radiated test from 30MHz to 1GHz





### 3.2.3 For radiated test above 1GHz



### 3.3 Test Result of Radiated Test

The low frequency, which started from 9 kHz to 30MHz, was pre-scanned and the result which was 20dB lower than the limit line was not reported.

Please refer to Appendix B.



## 3.4 Radiated Spurious Emission

### 3.4.1 Description of Radiated Spurious Emission

For 5G NR n2, n5, n12, n14, n25, n66, n70, n71, n77

The radiated spurious emission was measured by substitution method according to ANSI C63.26.

The power of any emission outside of the authorized operating frequency ranges must be attenuated below the transmitter power (P) by a factor of at least  $43 + 10 \log (P)$  dB.

For 5G NR n30

The radiated spurious emission was measured by substitution method according to ANSI/TIA-603-E.

The power of any emission outside of the authorized operating frequency ranges must be attenuated below the transmitter power (P) by a factor of at least  $70 + 10 \log (P)$  dB.

For 5G NR n41

The power of any emission outside of the authorized operating frequency ranges must be attenuated below the transmitter power (P) by a factor of at least  $55 + 10 \log (P)$  dB.

For 5G NR n48

The radiated spurious emission was measured by substitution method according to ANSI / TIA-603-E.

The power of any emission outside of the authorized operating frequency ranges must be attenuated below the transmitter power (P) by a factor of at least  $-40\text{dBm} / \text{MHz}$ .

The spectrum is scanned from 30 MHz up to a frequency including its 10th harmonic.



### 3.4.2 Test Procedures

1. The testing follows ANSI C63.26 Section 5.5
2. The EUT was placed on a turntable with 0.8 meter height for frequency below 1GHz and 1.5 meter height for frequency above 1GHz respectively above ground.
3. The EUT was set 3 meters from the receiving antenna mounted on the antenna tower.
4. The table was rotated 360 degrees to determine the position of the highest spurious emission.
5. The height of the receiving antenna is varied between 1m to 4m to search the maximum spurious emission for both horizontal and vertical polarizations.
6. During the measurement, the system simulator parameters were set to force the EUT transmitting at maximum output power.
7. Make the measurement with the spectrum analyzer's RBW = 1MHz, VBW = 3MHz, taking the record of maximum spurious emission.
8. A horn antenna was substituted in place of the EUT and was driven by a signal generator.
9. Tune the output power of signal generator to the same emission level with EUT maximum spurious emission.
10.  $EIRP \text{ (dBm)} = S.G. \text{ Power} - Tx \text{ Cable Loss} + Tx \text{ Antenna Gain}$
11.  $ERP \text{ (dBm)} = EIRP - 2.15$
12. The RF fundamental frequency should be excluded against the limit line in the operating frequency band.  
The limit line is derived from  $43 + 10\log(P)\text{dB}$  below the transmitter power  $P(\text{Watts})$   
 $= P(\text{W}) - [43 + 10\log(P)] \text{ (dB)}$   
 $= [30 + 10\log(P)] \text{ (dBm)} - [43 + 10\log(P)] \text{ (dB)}$   
 $= -13\text{dBm}$ .
13. For 5G NR n30:  
The RF fundamental frequency should be excluded against the limit line in the operating frequency band.  
The limit line is derived from  $70 + 10\log(P)\text{dB}$  below the transmitter power  $P(\text{Watts})$   
 $= P(\text{W}) - [70 + 10\log(P)] \text{ (dB)}$   
 $= [30 + 10\log(P)] \text{ (dBm)} - [70 + 10\log(P)] \text{ (dB)}$   
 $= -40\text{dBm}$
14. For 5G NR n7, n38, n41:  
The limit line is derived from  $55 + 10\log(P)\text{dB}$  below the transmitter power  $P(\text{Watts})$   
The limit line is derived from  $55 + 10\log(P)\text{dB}$  below the transmitter power  $P(\text{Watts})$



## 4 List of Measuring Equipment

Instrument	Manufacturer	Model No.	Serial No.	Characteristics	Calibration Date	Test Date	Due Date	Remark
EMI Test Receiver&SA	KEYSIGHT	N9038A	MY54450083	20Hz~8.4GHz	Apr. 06, 2022	Nov. 22, 2022	Apr. 05, 2023	Radiation (03CH03-SZ)
Loop Antenna	R&S	HFH2-Z2	100354	9kHz~30MHz	Jun. 28, 2022	Nov. 22, 2022	Jun. 27, 2023	Radiation (03CH03-SZ)
EXA Spectrum Analyzer	KEYSIGHT	N9010A	MY55150246	10Hz~44GHz;	Apr. 06, 2022	Nov. 22, 2022	Apr. 05, 2023	Radiation (03CH03-SZ)
Bilog Antenna	TeseQ	CBL6112D	35408	30MHz~2GHz	Aug. 09, 2022	Nov. 22, 2022	Aug. 08, 2023	Radiation (03CH03-SZ)
Double Ridge Horn Antenna	SCHWARZBECK	BBHA9120D	9120D-1355	1GHz~18GHz	Apr. 08, 2022	Nov. 22, 2022	Apr. 07, 2023	Radiation (03CH03-SZ)
Amplifier	Burgeon	BPA-530	102211	0.01Hz ~3000MHz	Oct. 19,2022	Nov. 22, 2022	Oct. 18, 2023	Radiation (03CH03-SZ)
HF Amplifier	MITEQ	TTA1840-35-HG	1871923	18GHz~40GHz	Jul. 06, 2022	Nov. 22, 2022	Jul. 05, 2023	Radiation (03CH03-SZ)
SHF-EHF Horn	com-power	AH-840	101071	18Ghz-40GHz	Apr. 10, 2022	Nov. 22, 2022	Apr. 09, 2023	Radiation (03CH03-SZ)
Amplifier	Agilent Technologies	83017A	MY39501302	500MHz~26.5GHz	Dec. 29, 2021	Nov. 22, 2022	Dec. 28, 2022	Radiation (03CH03-SZ)
AC Power Source	Chroma	61601	616010001985	N/A	NCR	Nov. 22, 2022	NCR	Radiation (03CH03-SZ)
Turn Table	EM	EM1000	N/A	0~360 degree	NCR	Nov. 22, 2022	NCR	Radiation (03CH03-SZ)
Antenna Mast	EM	EM1000	N/A	1 m~4 m	NCR	Nov. 22, 2022	NCR	Radiation (03CH03-SZ)

NCR: No Calibration Required



## 5 Uncertainty of Evaluation

The measurement uncertainties shown below were calculated in accordance with the requirements of ANSI 63.26-2015. All the measurement uncertainty value were shown with a coverage K=2 to indicate 95% level of confidence. The measurement data show herein meets or exceeds the CISPR measurement uncertainty values specified in CISPR 16-4-2 and can be compared directly to specified limit to determine compliance.

### Uncertainty of Radiated Emission Measurement (30 MHz ~ 1000 MHz)

Measuring Uncertainty for a Level of Confidence of 95% (U = 2Uc(y))	3.0dB
---	-------

### Uncertainty of Radiated Emission Measurement (1 GHz ~ 18 GHz)

Measuring Uncertainty for a Level of Confidence of 95% (U = 2Uc(y))	3.6dB
---	-------

### Uncertainty of Radiated Emission Measurement (18 GHz ~ 40 GHz)

Measuring Uncertainty for a Level of Confidence of 95% (U = 2Uc(y))	3.8dB
---	-------

----- THE END -----



## Appendix A. Test Results of Radiated Test

### Radiated Spurious Emission

Test Engineer :	Wenbo Xiao	Temperature :	22~25°C
		Relative Humidity :	48~52%

Note: Pre-scanned harmonic for the different antenna, we choose the worst antenna combination to test.

CA_n12A_n77A / NR 15MHz + NR 100MHz / QPSK / ANT0+3									
Channel	Frequency ( MHz )	EIRP ( dBm )	Limit ( dBm )	Over Limit ( dB )	SPA Reading (dBm)	S.G. Power ( dBm )	TX Cable loss ( dB )	TX Antenna Gain (dBi)	Polarization (H/V)
NR n12 Middle	1401	-61.99	-13	-48.99	-70.01	-68.84	5.65	12.50	H
	2101.5	-52.69	-13	-39.69	-62.23	-58.36	7.13	12.80	H
	2802	-63.19	-13	-50.19	-75.03	-66.59	8.40	11.80	H
	1401	-61.94	-13	-48.94	-70.03	-68.79	5.65	12.50	V
	2101.5	-52.91	-13	-39.91	-62.82	-58.58	7.13	12.80	V
	2802	-63.19	-13	-50.19	-75.26	-66.59	8.40	11.80	V
NR n77 Middle	6902.00	-61.26	-13	-48.26	-61.15	-64.56	8.30	11.60	H
	10353.00	-56.18	-13	-43.18	-63.15	-57.70	10.48	12.00	H
	13804.00	-52.04	-13	-39.04	-64.21	-53.74	11.80	13.50	H
	6902.00	-61.52	-13	-48.52	-61.33	-64.82	8.30	11.60	V
	10353.00	-56.46	-13	-43.46	-63.22	-57.98	10.48	12.00	V
	13804.00	-52.54	-13	-39.54	-64.40	-54.24	11.80	13.50	V

Remark: Spurious emissions within 30-1000MHz were found more than 20dB below limit line.

CA_n77A_n12A / NR 100MHz + NR 15MHz / QPSK / ANT3+0									
Channel	Frequency ( MHz )	EIRP ( dBm )	Limit ( dBm )	Over Limit ( dB )	SPA Reading (dBm)	S.G. Power ( dBm )	TX Cable loss ( dB )	TX Antenna Gain (dBi)	Polarization (H/V)
NR n77 Middle	6902.00	-61.38	-13	-48.38	-61.27	-64.68	8.30	11.60	H
	10353.00	-49.86	-13	-36.86	-56.83	-51.38	10.48	12.00	H
	13804.00	-52.40	-13	-39.40	-64.57	-54.10	11.80	13.50	H
	6902.00	-61.39	-13	-48.39	-61.2	-64.69	8.30	11.60	V
	10353.00	-51.11	-13	-38.11	-57.87	-52.63	10.48	12.00	V
	13804.00	-52.68	-13	-39.68	-64.54	-54.38	11.80	13.50	V
NR n12 Middle	1401	-59.13	-13	-46.13	-47.65	-65.98	5.65	12.50	H
	2101.5	-46.01	-13	-33.01	-35.19	-51.68	7.13	12.80	H
	2802	-66.00	-13	-53.00	-57.01	-69.40	8.40	11.80	H
	1401	-58.69	-13	-45.69	-47.28	-65.54	5.65	12.50	V
	2101.5	-44.22	-13	-31.22	-33.77	-49.89	7.13	12.80	V
	2802	-65.43	-13	-52.43	-56.67	-68.83	8.40	11.80	V

Remark: Spurious emissions within 30-1000MHz were found more than 20dB below limit line.



CA_n14A_n77A / NR 10MHz + NR 100MHz / QPSK / ANT0+3									
Channel	Frequency ( MHz )	EIRP ( dBm )	Limit ( dBm )	Over Limit ( dB )	SPA Reading (dBm)	S.G. Power ( dBm )	TX Cable loss ( dB )	TX Antenna Gain (dBi)	Polarization (H/V)
NR n14 Middle	1576.932	-61.36	-42.15	-19.21	-47.94	-64.61	4.00	9.40	H
	2365.398	-40.31	-13	-27.31	-30.10	-43.88	4.88	10.60	H
	3153.864	-65.82	-13	-52.82	-58.07	-70.75	5.52	12.60	H
	1576.932	-56.64	-42.15	-14.49	-43.45	-59.89	4.00	9.40	V
	2365.398	-37.60	-13	-24.60	-27.79	-41.17	4.88	10.60	V
	3153.864	-65.24	-13	-52.24	-58.04	-70.17	5.52	12.60	V
NR n77 Middle	6902.00	-61.74	-13	-48.74	-61.63	-65.04	8.30	11.60	H
	10353.00	-56.23	-13	-43.23	-63.20	-57.75	10.48	12.00	H
	13804.00	-52.47	-13	-39.47	-64.64	-54.17	11.80	13.50	H
	6902.00	-61.43	-13	-48.43	-61.24	-64.73	8.30	11.60	V
	10353.00	-56.55	-13	-43.55	-63.31	-58.07	10.48	12.00	V
	13804.00	-52.93	-13	-39.93	-64.79	-54.63	11.80	13.50	V

Remark: Spurious emissions within 30-1000MHz were found more than 20dB below limit line.

CA_n77A_n14A / NR 100MHz + NR 10MHz / QPSK / ANT3+0									
Channel	Frequency ( MHz )	EIRP ( dBm )	Limit ( dBm )	Over Limit ( dB )	SPA Reading (dBm)	S.G. Power ( dBm )	TX Cable loss ( dB )	TX Antenna Gain (dBi)	Polarization (H/V)
NR n77 Middle	6902.00	-61.05	-13	-48.05	-60.94	-64.35	8.30	11.60	H
	10353.00	-49.40	-13	-36.40	-56.37	-50.92	10.48	12.00	H
	13804.00	-52.42	-13	-39.42	-64.59	-54.12	11.80	13.50	H
	6902.00	-60.59	-13	-47.59	-60.4	-63.89	8.30	11.60	V
	10353.00	-50.75	-13	-37.75	-57.51	-52.27	10.48	12.00	V
	13804.00	-52.82	-13	-39.82	-64.68	-54.52	11.80	13.50	V
NR n14 Middle	1576.932	-61.06	-42.15	-18.91	-47.64	-64.31	4.00	9.40	H
	2365.398	-35.75	-13	-22.75	-25.54	-39.32	4.88	10.60	H
	3153.864	-65.37	-13	-52.37	-57.62	-70.30	5.52	12.60	H
	1576.932	-54.83	-42.15	-12.68	-41.64	-58.08	4.00	9.40	V
	2365.398	-33.16	-13	-20.16	-23.35	-36.73	4.88	10.60	V
	3153.864	-64.74	-13	-51.74	-57.54	-69.67	5.52	12.60	V

Remark: Spurious emissions within 30-1000MHz were found more than 20dB below limit line.



EN-CA_n25A_n41A / NR 20MHz + NR 100MHz / QPSK / ANT1+2									
Channel	Frequency ( MHz )	EIRP ( dBm )	Limit ( dBm )	Over Limit ( dB )	SPA Reading (dBm)	S.G. Power ( dBm )	TX Cable loss ( dB )	TX Antenna Gain (dBi)	Polarization (H/V)
NR n25 Middle	3744	-61.12	-13	-48.12	-75.55	-67.87	5.85	12.60	H
	5619.75	-58.49	-13	-45.49	-75.33	-64.29	7.30	13.10	H
	7493	-54.86	-13	-41.86	-77.21	-58.01	8.35	11.50	H
	3746.5	-61.10	-13	-48.10	-75.74	-67.85	5.85	12.60	V
	5619.75	-59.18	-13	-46.18	-75.93	-64.98	7.30	13.10	V
	7493	-56.07	-13	-43.07	-78.34	-59.22	8.35	11.50	V
NR n41 Middle	5089.00	-61.65	-25	-36.65	-79.04	-67.21	7.14	12.70	H
	7633.50	-55.97	-25	-30.97	-78.18	-59.27	8.30	11.60	H
	10178.00	-52.52	-25	-27.52	-79.38	-54.04	10.48	12.00	H
	5089.00	-61.72	-25	-36.72	-79.04	-67.28	7.14	12.70	V
	7633.50	-56.25	-25	-31.25	-78.27	-59.55	8.30	11.60	V
	10178.00	-53.07	-25	-28.07	-79.52	-54.59	10.48	12.00	V

Remark: Spurious emissions within 30-1000MHz were found more than 20dB below limit line.

EN-CA_n41A_n25A / NR 100MHz + NR 20MHz / QPSK / ANT2+1									
Channel	Frequency ( MHz )	EIRP ( dBm )	Limit ( dBm )	Over Limit ( dB )	SPA Reading (dBm)	S.G. Power ( dBm )	TX Cable loss ( dB )	TX Antenna Gain (dBi)	Polarization (H/V)
NR n41 Middle	5089.00	-60.38	-25	-35.38	-77.77	-65.94	7.14	12.70	H
	7633.50	-52.41	-25	-27.41	-74.62	-55.71	8.30	11.60	H
	10178.00	-52.44	-25	-27.44	-79.30	-53.96	10.48	12.00	H
	5089.00	-60.50	-25	-35.50	-77.82	-66.06	7.14	12.70	V
	7633.50	-53.74	-25	-28.74	-75.76	-57.04	8.30	11.60	V
	10178.00	-53.12	-25	-28.12	-79.57	-54.64	10.48	12.00	V
NR n25 Middle	3746.5	-61.72	-13	-48.72	-76.15	-68.47	5.85	12.60	H
	5619.75	-59.35	-13	-46.35	-76.19	-65.15	7.30	13.10	H
	7493	-54.12	-13	-41.12	-76.47	-57.27	8.35	11.50	H
	3746.5	-61.73	-13	-48.73	-76.37	-68.48	5.85	12.60	V
	5619.75	-55.57	-13	-42.57	-72.32	-61.37	7.30	13.10	V
	7493	-55.83	-13	-42.83	-78.1	-58.98	8.35	11.50	V

Remark: Spurious emissions within 30-1000MHz were found more than 20dB below limit line.





EN-CA_n25A_n48A / NR 20MHz + NR 40MHz / QPSK / ANT1+3									
Channel	Frequency ( MHz )	EIRP ( dBm )	Limit ( dBm )	Over Limit ( dB )	SPA Reading (dBm)	S.G. Power ( dBm )	TX Cable loss ( dB )	TX Antenna Gain (dBi)	Polarization (H/V)
NR n25 Middle	3746.5	-60.00	-13	-47.00	-74.43	-66.75	5.85	12.60	H
	5619.75	-49.71	-13	-36.71	-66.55	-55.51	7.30	13.10	H
	7493	-51.08	-13	-38.08	-53.22	-54.23	8.35	11.50	H
	3746.5	-59.85	-13	-46.85	-74.49	-66.60	5.85	12.60	V
	5619.75	-51.62	-13	-38.62	-68.37	-57.42	7.30	13.10	V
	7493	-59.81	-13	-46.81	-61.87	-62.96	8.35	11.50	V
NR n48 Middle	7212.80	-59.24	-40	-19.24	-60.56	-62.54	8.30	11.60	H
	10819.20	-55.43	-40	-15.43	-63.10	-56.95	10.48	12.00	H
	14425.60	-51.80	-40	-11.80	-64.46	-53.50	11.80	13.50	H
	7212.80	-58.62	-40	-18.62	-59.98	-61.92	8.30	11.60	V
	10819.20	-55.75	-40	-15.75	-63.19	-57.27	10.48	12.00	V
	14425.60	-51.71	-40	-11.71	-64.15	-53.41	11.80	13.50	V

Remark: Spurious emissions within 30-1000MHz were found more than 20dB below limit line.

EN-CA_n48A_n25A / NR 40MHz + NR 20MHz / QPSK / ANT3+1									
Channel	Frequency ( MHz )	EIRP ( dBm )	Limit ( dBm )	Over Limit ( dB )	SPA Reading (dBm)	S.G. Power ( dBm )	TX Cable loss ( dB )	TX Antenna Gain (dBi)	Polarization (H/V)
NR n48 Middle	7212.00	-57.68	-40	-17.68	-59.00	-60.98	8.30	11.60	H
	10818.00	-52.07	-40	-12.07	-59.73	-53.59	10.48	12.00	H
	14424.00	-51.78	-40	-11.78	-64.43	-53.48	11.80	13.50	H
	7212.00	-57.11	-40	-17.11	-58.47	-60.41	8.30	11.60	V
	10818.00	-49.81	-40	-9.81	-57.25	-51.33	10.48	12.00	V
	14424.00	-52.22	-40	-12.22	-64.65	-53.92	11.80	13.50	V
NR n25 Middle	3746.5	-59.18	-13	-46.18	-73.61	-65.93	5.85	12.60	H
	5619.75	-48.98	-13	-35.98	-65.82	-54.78	7.30	13.10	H
	7493	-54.73	-13	-41.73	-56.87	-57.88	8.35	11.50	H
	3746.5	-59.25	-13	-46.25	-73.89	-66.00	5.85	12.60	V
	5619.75	-50.37	-13	-37.37	-67.12	-56.17	7.30	13.10	V
	7493	-54.42	-13	-41.42	-56.48	-57.57	8.35	11.50	V

Remark: Spurious emissions within 30-1000MHz were found more than 20dB below limit line.



EN-CA_n25A_n77A / NR 20MHz + NR 100MHz / QPSK / ANT1+3									
Channel	Frequency ( MHz )	EIRP ( dBm )	Limit ( dBm )	Over Limit ( dB )	SPA Reading (dBm)	S.G. Power ( dBm )	TX Cable loss ( dB )	TX Antenna Gain (dBi)	Polarization (H/V)
NR n25 Middle	3746.5	-56.62	-13	-43.62	-49.98	-63.37	5.85	12.60	H
	5619.75	-56.90	-13	-43.90	-54.48	-62.70	7.30	13.10	H
	7493	-55.67	-13	-42.67	-57.81	-58.82	8.35	11.50	H
	3746.5	-61.45	-13	-48.45	-55.02	-68.20	5.85	12.60	V
	5619.75	-55.87	-13	-42.87	-53.36	-61.67	7.30	13.10	V
	7493	-58.14	-13	-45.14	-60.2	-61.29	8.35	11.50	V
NR n77 Middle	6902.00	-61.41	-13	-48.41	-61.30	-64.71	8.30	11.60	H
	10353.00	-55.83	-13	-42.83	-62.80	-57.35	10.48	12.00	H
	13804.00	-52.53	-13	-39.53	-64.70	-54.23	11.80	13.50	H
	6902.00	-61.23	-13	-48.23	-61.04	-64.53	8.30	11.60	V
	10353.00	-55.85	-13	-42.85	-62.61	-57.37	10.48	12.00	V
	13804.00	-53.07	-13	-40.07	-64.93	-54.77	11.80	13.50	V

Remark: Spurious emissions within 30-1000MHz were found more than 20dB below limit line.

EN-CA_n77A_n25A / NR 100MHz + NR 20MHz / QPSK / ANT3+1									
Channel	Frequency ( MHz )	EIRP ( dBm )	Limit ( dBm )	Over Limit ( dB )	SPA Reading (dBm)	S.G. Power ( dBm )	TX Cable loss ( dB )	TX Antenna Gain (dBi)	Polarization (H/V)
NR n77 Middle	6902.00	-61.07	-13	-48.07	-60.96	-64.37	8.30	11.60	H
	10353.00	-55.79	-13	-42.79	-62.76	-57.31	10.48	12.00	H
	13804.00	-52.61	-13	-39.61	-64.78	-54.31	11.80	13.50	H
	6902.00	-61.15	-13	-48.15	-60.96	-64.45	8.30	11.60	V
	10353.00	-55.76	-13	-42.76	-62.52	-57.28	10.48	12.00	V
	13804.00	-52.84	-13	-39.84	-64.70	-54.54	11.80	13.50	V
NR n25 Middle	3746.5	-64.91	-13	-51.91	-58.27	-71.66	5.85	12.60	H
	5619.75	-62.26	-13	-49.26	-59.84	-68.06	7.30	13.10	H
	7493	-59.26	-13	-46.26	-61.40	-62.41	8.35	11.50	H
	3746.5	-64.69	-13	-51.69	-58.26	-71.44	5.85	12.60	V
	5619.75	-62.29	-13	-49.29	-59.78	-68.09	7.30	13.10	V
	7493	-59.40	-13	-46.40	-61.46	-62.55	8.35	11.50	V

Remark: Spurious emissions within 30-1000MHz were found more than 20dB below limit line.



EN-CA_n2A_n48A / NR 20MHz + NR 40MHz / QPSK / ANT1+3									
Channel	Frequency ( MHz )	EIRP ( dBm )	Limit ( dBm )	Over Limit ( dB )	SPA Reading (dBm)	S.G. Power ( dBm )	TX Cable loss ( dB )	TX Antenna Gain (dBi)	Polarization (H/V)
NR n2 Middle	3741.2	-64.93	-13	-51.93	-58.33	-71.68	5.85	12.60	H
	5611.8	-47.79	-13	-34.79	-45.36	-53.59	7.30	13.10	H
	7482.4	-59.57	-13	-46.57	-61.74	-62.72	8.35	11.50	H
	3741.2	-64.19	-13	-51.19	-57.8	-70.94	5.85	12.60	V
	5611.8	-51.01	-13	-38.01	-48.5	-56.81	7.30	13.10	V
	7482.4	-59.69	-13	-46.69	-61.79	-62.84	8.35	11.50	V
NR n48 Middle	7212.80	-54.28	-40	-14.28	-55.60	-57.58	8.30	11.60	H
	10819.20	-46.27	-40	-6.27	-53.94	-47.79	10.48	12.00	H
	14425.60	-51.99	-40	-11.99	-64.65	-53.69	11.80	13.50	H
	7212.80	-58.15	-40	-18.15	-59.51	-61.45	8.30	11.60	V
	10819.20	-48.39	-40	-8.39	-55.83	-49.91	10.48	12.00	V
	14425.60	-51.99	-40	-11.99	-64.43	-53.69	11.80	13.50	V

Remark: Spurious emissions within 30-1000MHz were found more than 20dB below limit line.

EN-CA_n48A_n2A / NR 40MHz + NR 20MHz / QPSK / ANT3+1									
Channel	Frequency ( MHz )	EIRP ( dBm )	Limit ( dBm )	Over Limit ( dB )	SPA Reading (dBm)	S.G. Power ( dBm )	TX Cable loss ( dB )	TX Antenna Gain (dBi)	Polarization (H/V)
NR n48 Middle	7212.80	-58.61	-40	-18.61	-59.93	-61.91	8.30	11.60	H
	10819.20	-44.06	-40	-4.06	-51.73	-45.58	10.48	12.00	H
	14425.60	-51.81	-40	-11.81	-64.47	-53.51	11.80	13.50	H
	7212.80	-58.61	-40	-18.61	-59.97	-61.91	8.30	11.60	V
	10819.20	-43.81	-40	-3.81	-51.25	-45.33	10.48	12.00	V
	14425.60	-51.93	-40	-11.93	-64.37	-53.63	11.80	13.50	V
NR n2 Middle	3746	-58.60	-13	-45.60	-73.03	-65.35	5.85	12.60	H
	5619	-47.80	-13	-34.80	-64.64	-53.60	7.30	13.10	H
	7492	-55.28	-13	-42.28	-57.43	-58.43	8.35	11.50	H
	3746	-59.07	-13	-46.07	-73.71	-65.82	5.85	12.60	V
	5619	-50.74	-13	-37.74	-67.49	-56.54	7.30	13.10	V
	7492	-54.86	-13	-41.86	-56.93	-58.01	8.35	11.50	V

Remark: Spurious emissions within 30-1000MHz were found more than 20dB below limit line.



EN-CA_n2A_n77A / NR 20MHz + NR 100MHz / QPSK / ANT1+3									
Channel	Frequency ( MHz )	EIRP ( dBm )	Limit ( dBm )	Over Limit ( dB )	SPA Reading (dBm)	S.G. Power ( dBm )	TX Cable loss ( dB )	TX Antenna Gain (dBi)	Polarization (H/V)
NR n2 Middle	3742	-57.15	-13	-44.15	-50.55	-63.90	5.85	12.60	H
	5611.8	-55.06	-13	-42.06	-52.63	-60.86	7.30	13.10	H
	7482.4	-59.22	-13	-46.22	-61.39	-62.37	8.35	11.50	H
	3742	-58.12	-13	-45.12	-51.73	-64.87	5.85	12.60	V
	5611.8	-50.41	-13	-37.41	-47.9	-56.21	7.30	13.10	V
	7482.4	-59.20	-13	-46.20	-61.3	-62.35	8.35	11.50	V
NR n77 Middle	6902.00	-61.02	-13	-48.02	-60.91	-64.32	8.30	11.60	H
	10353.00	-56.11	-13	-43.11	-63.08	-57.63	10.48	12.00	H
	13804.00	-52.41	-13	-39.41	-64.58	-54.11	11.80	13.50	H
	6902.00	-61.18	-13	-48.18	-60.99	-64.48	8.30	11.60	V
	10353.00	-56.17	-13	-43.17	-62.93	-57.69	10.48	12.00	V
	13804.00	-52.61	-13	-39.61	-64.47	-54.31	11.80	13.50	V

Remark: Spurious emissions within 30-1000MHz were found more than 20dB below limit line.

EN-CA_n77A_n2A / NR 100MHz + NR 20MHz / QPSK / ANT3+1									
Channel	Frequency ( MHz )	EIRP ( dBm )	Limit ( dBm )	Over Limit ( dB )	SPA Reading (dBm)	S.G. Power ( dBm )	TX Cable loss ( dB )	TX Antenna Gain (dBi)	Polarization (H/V)
NR n77 Middle	6902.00	-61.16	-13	-48.16	-61.05	-64.46	8.30	11.60	H
	10353.00	-55.93	-13	-42.93	-62.90	-57.45	10.48	12.00	H
	13804.00	-52.32	-13	-39.32	-64.49	-54.02	11.80	13.50	H
	6902.00	-61.29	-13	-48.29	-61.1	-64.59	8.30	11.60	V
	10353.00	-55.80	-13	-42.80	-62.56	-57.32	10.48	12.00	V
	13804.00	-53.01	-13	-40.01	-64.87	-54.71	11.80	13.50	V
NR n2 Middle	3742	-64.64	-13	-51.64	-58.04	-71.39	5.85	12.60	H
	5611.8	-61.84	-13	-48.84	-59.41	-67.64	7.30	13.10	H
	7482.4	-59.18	-13	-46.18	-61.35	-62.33	8.35	11.50	H
	3742	-64.48	-13	-51.48	-58.09	-71.23	5.85	12.60	V
	5611.8	-62.06	-13	-49.06	-59.55	-67.86	7.30	13.10	V
	7482.4	-59.16	-13	-46.16	-61.26	-62.31	8.35	11.50	V

Remark: Spurious emissions within 30-1000MHz were found more than 20dB below limit line.



EN-CA_n30A_n77A / NR 10MHz + NR 100MHz / QPSK / ANT1+3									
Channel	Frequency ( MHz )	EIRP ( dBm )	Limit ( dBm )	Over Limit ( dB )	SPA Reading (dBm)	S.G. Power ( dBm )	TX Cable loss ( dB )	TX Antenna Gain (dBi)	Polarization (H/V)
NR n30 Middle	4610.00	-56.18	-40	-16.18	-53.12	-62.43	6.45	12.70	H
	6916.40	-52.33	-40	-12.33	-52.26	-55.73	8.40	11.80	H
	9221.86	-52.47	-40	-12.47	-61.26	-54.82	9.65	12.00	H
	4610.00	-55.07	-40	-15.07	-51.86	-61.32	6.45	12.70	V
	6902.00	-61.14	-40	-21.14	-60.95	-64.54	8.40	11.80	V
	9221.86	-54.04	-40	-14.04	-62.41	-56.39	9.65	12.00	V
NR n77 Middle	6902.00	-61.28	-13	-48.28	-61.17	-64.58	8.30	11.60	H
	10353.00	-56.10	-13	-43.10	-63.07	-57.62	10.48	12.00	H
	13804.00	-52.47	-13	-39.47	-64.64	-54.17	11.80	13.50	H
	6902.00	-61.14	-13	-48.14	-60.95	-64.44	8.30	11.60	V
	10353.00	-56.20	-13	-43.20	-62.96	-57.72	10.48	12.00	V
	13804.00	-52.73	-13	-39.73	-64.59	-54.43	11.80	13.50	V

Remark: Spurious emissions within 30-1000MHz were found more than 20dB below limit line.

EN-CA_n77A_n30A / NR 100MHz + NR 10MHz / QPSK / ANT3+1									
Channel	Frequency ( MHz )	EIRP ( dBm )	Limit ( dBm )	Over Limit ( dB )	SPA Reading (dBm)	S.G. Power ( dBm )	TX Cable loss ( dB )	TX Antenna Gain (dBi)	Polarization (H/V)
NR n77 Middle	6902.00	-60.23	-13	-47.23	-60.12	-63.53	8.30	11.60	H
	10353.00	-55.69	-13	-42.69	-62.66	-57.21	10.48	12.00	H
	13804.00	-51.92	-13	-38.92	-64.09	-53.62	11.80	13.50	H
	6902.00	-60.47	-13	-47.47	-60.28	-63.77	8.30	11.60	V
	10353.00	-55.71	-13	-42.71	-62.47	-57.23	10.48	12.00	V
	13804.00	-52.58	-13	-39.58	-64.44	-54.28	11.80	13.50	V
NR n30 Middle	4610.94	-55.36	-40	-15.36	-72.80	-61.61	6.45	12.70	H
	6916.41	-51.38	-40	-11.38	-51.31	-54.78	8.40	11.80	H
	9221.88	-53.41	-40	-13.41	-62.20	-55.76	9.65	12.00	H
	4610.94	-53.24	-40	-13.24	-70.53	-59.49	6.45	12.70	V
	6916.41	-52.21	-40	-12.21	-52.1	-55.61	8.40	11.80	V
	9221.88	-53.55	-40	-13.55	-61.92	-55.90	9.65	12.00	V

Remark: Spurious emissions within 30-1000MHz were found more than 20dB below limit line.



EN-CA_n41A_n66A / NR 100MHz + NR 40MHz / QPSK / ANT2+1									
Channel	Frequency ( MHz )	EIRP ( dBm )	Limit ( dBm )	Over Limit ( dB )	SPA Reading (dBm)	S.G. Power ( dBm )	TX Cable loss ( dB )	TX Antenna Gain (dBi)	Polarization (H/V)
NR n41 Middle	5089.00	-60.81	-25	-35.81	-78.20	-66.37	7.14	12.70	H
	7633.50	-49.08	-25	-24.08	-71.29	-52.38	8.30	11.60	H
	10178.00	-52.12	-25	-27.12	-78.98	-53.64	10.48	12.00	H
	5089.00	-61.02	-25	-36.02	-78.34	-66.58	7.14	12.70	V
	7633.50	-52.66	-25	-27.66	-74.68	-55.96	8.30	11.60	V
	10178.00	-53.15	-25	-28.15	-79.6	-54.67	10.48	12.00	V
NR n66 Middle	3452	-60.93	-13	-47.93	-73.32	-67.78	5.65	12.50	H
	5178	-47.58	-13	-34.58	-64.86	-53.25	7.13	12.80	H
	6904	-57.62	-13	-44.62	-78.03	-61.02	8.40	11.80	H
	3452	-60.11	-13	-47.11	-73.05	-66.96	5.65	12.50	V
	5178	-52.17	-13	-39.17	-69.39	-57.84	7.13	12.80	V
	6904	-58.44	-13	-45.44	-78.78	-61.84	8.40	11.80	V

Remark: Spurious emissions within 30-1000MHz were found more than 20dB below limit line.

EN-CA_n66A_n41A / NR 40MHz + NR 100MHz / QPSK / ANT1+2									
Channel	Frequency ( MHz )	EIRP ( dBm )	Limit ( dBm )	Over Limit ( dB )	SPA Reading (dBm)	S.G. Power ( dBm )	TX Cable loss ( dB )	TX Antenna Gain (dBi)	Polarization (H/V)
NR n66 Middle	3452	-63.72	-13	-50.72	-76.11	-70.57	5.65	12.50	H
	5178	-40.50	-13	-27.50	-57.78	-46.17	7.13	12.80	H
	6904	-57.86	-13	-44.86	-78.27	-61.26	8.40	11.80	H
	3452	-62.16	-13	-49.16	-75.1	-69.01	5.65	12.50	V
	5178	-42.22	-13	-29.22	-59.44	-47.89	7.13	12.80	V
	6904	-58.87	-13	-45.87	-79.21	-62.27	8.40	11.80	V
NR n41 Middle	5089.00	-57.86	-25	-32.86	-75.25	-63.42	7.14	12.70	H
	7633.50	-56.19	-25	-31.19	-78.40	-59.49	8.30	11.60	H
	10178.00	-52.95	-25	-27.95	-79.81	-54.47	10.48	12.00	H
	5089.00	-58.62	-25	-33.62	-75.94	-64.18	7.14	12.70	V
	7633.50	-56.08	-25	-31.08	-78.1	-59.38	8.30	11.60	V
	10178.00	-53.42	-25	-28.42	-79.87	-54.94	10.48	12.00	V

Remark: Spurious emissions within 30-1000MHz were found more than 20dB below limit line.



EN-CA_n41A_n71A / NR 100MHz + NR 20MHz / QPSK / ANT2+0									
Channel	Frequency ( MHz )	EIRP ( dBm )	Limit ( dBm )	Over Limit ( dB )	SPA Reading (dBm)	S.G. Power ( dBm )	TX Cable loss ( dB )	TX Antenna Gain (dBi)	Polarization (H/V)
NR n41 Middle	5089.00	-60.82	-25	-35.82	-78.21	-66.38	7.14	12.70	H
	7633.50	-55.83	-25	-30.83	-78.04	-59.13	8.30	11.60	H
	10178.00	-52.81	-25	-27.81	-79.67	-54.33	10.48	12.00	H
	5089.00	-61.08	-25	-36.08	-78.4	-66.64	7.14	12.70	V
	7633.50	-56.13	-25	-31.13	-78.15	-59.43	8.30	11.60	V
	10178.00	-52.93	-25	-27.93	-79.38	-54.45	10.48	12.00	V
NR n71 Middle	1342	-64.80	-13	-51.80	-71.68	-68.05	4.00	9.40	H
	2013	-59.49	-13	-46.49	-67.45	-63.06	4.88	10.60	H
	2684	-63.01	-13	-50.01	-73.91	-67.94	5.52	12.60	H
	1342	-64.49	-13	-51.49	-71.32	-67.74	4.00	9.40	V
	2013	-61.72	-13	-48.72	-70.11	-65.29	4.88	10.60	V
	2684	-62.67	-13	-49.67	-73.88	-67.60	5.52	12.60	V

Remark: Spurious emissions within 30-1000MHz were found more than 20dB below limit line.

EN-CA_n71A_n41A / NR 20MHz + NR 100MHz / QPSK / ANT0+2									
Channel	Frequency ( MHz )	EIRP ( dBm )	Limit ( dBm )	Over Limit ( dB )	SPA Reading (dBm)	S.G. Power ( dBm )	TX Cable loss ( dB )	TX Antenna Gain (dBi)	Polarization (H/V)
NR n71 Middle	1342	-64.79	-13	-51.79	-71.67	-68.04	4.00	9.40	H
	2013	-64.15	-13	-51.15	-72.11	-67.72	4.88	10.60	H
	2684	-62.11	-13	-49.11	-73.01	-67.04	5.52	12.60	H
	1342	-64.88	-13	-51.88	-71.71	-68.13	4.00	9.40	V
	2013	-65.39	-13	-52.39	-73.78	-68.96	4.88	10.60	V
	2684	-62.57	-13	-49.57	-73.78	-67.50	5.52	12.60	V
NR n41 Middle	5089.00	-61.25	-25	-36.25	-78.64	-66.81	7.14	12.70	H
	7633.50	-55.56	-25	-30.56	-77.77	-58.86	8.30	11.60	H
	10178.00	-52.83	-25	-27.83	-79.69	-54.35	10.48	12.00	H
	5089.00	-61.08	-25	-36.08	-78.4	-66.64	7.14	12.70	V
	7633.50	-55.17	-25	-30.17	-77.19	-58.47	8.30	11.60	V
	10178.00	-53.14	-25	-28.14	-79.59	-54.66	10.48	12.00	V

Remark: Spurious emissions within 30-1000MHz were found more than 20dB below limit line.



EN-CA_n48A_n66A / NR 40MHz + NR 40MHz / QPSK / ANT3+1									
Channel	Frequency ( MHz )	EIRP ( dBm )	Limit ( dBm )	Over Limit ( dB )	SPA Reading (dBm)	S.G. Power ( dBm )	TX Cable loss ( dB )	TX Antenna Gain (dBi)	Polarization (H/V)
NR n48 Middle	7212.80	-59.04	-40	-19.04	-60.36	-62.34	8.30	11.60	H
	10819.20	-44.13	-40	-4.13	-51.80	-45.65	10.48	12.00	H
	14425.60	-51.99	-40	-11.99	-64.65	-53.69	11.80	13.50	H
	7212.80	-58.77	-40	-18.77	-60.13	-62.07	8.30	11.60	V
	10819.20	-45.37	-40	-5.37	-52.81	-46.89	10.48	12.00	V
	14425.60	-51.19	-40	-11.19	-63.63	-52.89	11.80	13.50	V
NR n66 Middle	3452	-60.90	-13	-47.90	-73.29	-67.75	5.65	12.50	H
	5178	-51.32	-13	-38.32	-68.60	-56.99	7.13	12.80	H
	6904	-56.76	-13	-43.76	-56.66	-60.16	8.40	11.80	H
	3452	-59.06	-13	-46.06	-72	-65.91	5.65	12.50	V
	5178	-50.89	-13	-37.89	-68.11	-56.56	7.13	12.80	V
	6904	-57.26	-13	-44.26	-57.09	-60.66	8.40	11.80	V

Remark: Spurious emissions within 30-1000MHz were found more than 20dB below limit line.

EN-CA_n66A_n48A / NR 40MHz + NR 40MHz / QPSK / ANT1+3									
Channel	Frequency ( MHz )	EIRP ( dBm )	Limit ( dBm )	Over Limit ( dB )	SPA Reading (dBm)	S.G. Power ( dBm )	TX Cable loss ( dB )	TX Antenna Gain (dBi)	Polarization (H/V)
NR n66 Middle	3452	-63.65	-13	-50.65	-76.04	-70.50	5.65	12.50	H
	5178	-61.47	-13	-48.47	-78.75	-67.14	7.13	12.80	H
	6904	-61.49	-13	-48.49	-61.39	-64.89	8.40	11.80	H
	3452	-62.69	-13	-49.69	-75.63	-69.54	5.65	12.50	V
	5178	-59.63	-13	-46.63	-76.85	-65.30	7.13	12.80	V
	6904	-61.28	-13	-48.28	-61.11	-64.68	8.40	11.80	V
NR n48 Middle	7212.80	-57.94	-40	-17.94	-59.26	-61.24	8.30	11.60	H
	10819.20	-45.67	-40	-5.67	-53.34	-47.19	10.48	12.00	H
	14425.60	-51.69	-40	-11.69	-64.35	-53.39	11.80	13.50	H
	7212.80	-58.90	-40	-18.90	-60.26	-62.20	8.30	11.60	V
	10819.20	-48.12	-40	-8.12	-55.56	-49.64	10.48	12.00	V
	14425.60	-51.83	-40	-11.83	-64.27	-53.53	11.80	13.50	V

Remark: Spurious emissions within 30-1000MHz were found more than 20dB below limit line.





EN-CA_n48A_n70A / NR 40MHz + NR 15MHz / QPSK / ANT3+1									
Channel	Frequency ( MHz )	EIRP ( dBm )	Limit ( dBm )	Over Limit ( dB )	SPA Reading (dBm)	S.G. Power ( dBm )	TX Cable loss ( dB )	TX Antenna Gain (dBi)	Polarization (H/V)
NR n48 Middle	7212.80	-58.64	-40	-18.64	-59.96	-61.94	8.30	11.60	H
	10819.20	-55.48	-40	-15.48	-63.15	-57.00	10.48	12.00	H
	14425.60	-51.92	-40	-11.92	-64.58	-53.62	11.80	13.50	H
	7212.80	-58.32	-40	-18.32	-59.68	-61.62	8.30	11.60	V
	10819.20	-55.51	-40	-15.51	-62.95	-57.03	10.48	12.00	V
	14425.60	-52.33	-40	-12.33	-64.77	-54.03	11.80	13.50	V
NR n70 Middle	3391.08	-59.27	-13	-46.27	-71.08	-66.12	5.65	12.50	H
	5086.62	-47.64	-13	-34.64	-65.03	-53.31	7.13	12.80	H
	6782.16	-59.27	-13	-46.27	-58.83	-62.67	8.40	11.80	H
	3391.08	-57.09	-13	-44.09	-69.44	-63.94	5.65	12.50	V
	5086.62	-51.75	-13	-38.75	-69.07	-57.42	7.13	12.80	V
	6782.16	-60.64	-13	-47.64	-59.84	-64.04	8.40	11.80	V

Remark: Spurious emissions within 30-1000MHz were found more than 20dB below limit line.

EN-CA_n70A_n48A / NR 15MHz + NR 40MHz / QPSK / ANT1+3									
Channel	Frequency ( MHz )	EIRP ( dBm )	Limit ( dBm )	Over Limit ( dB )	SPA Reading (dBm)	S.G. Power ( dBm )	TX Cable loss ( dB )	TX Antenna Gain (dBi)	Polarization (H/V)
NR n70 Middle	3391.08	-59.72	-13	-46.72	-71.53	-66.57	5.65	12.50	H
	5086.62	-46.10	-13	-33.10	-63.49	-51.77	7.13	12.80	H
	6782.16	-60.99	-13	-47.99	-60.55	-64.39	8.40	11.80	H
	3391.08	-59.37	-13	-46.37	-71.72	-66.22	5.65	12.50	V
	5086.62	-43.75	-13	-30.75	-61.07	-49.42	7.13	12.80	V
	6782.16	-60.73	-13	-47.73	-59.93	-64.13	8.40	11.80	V
NR n48 Middle	7212.80	-59.25	-40	-19.25	-60.57	-62.55	8.30	11.60	H
	10819.20	-55.65	-40	-15.65	-63.32	-57.17	10.48	12.00	H
	14425.60	-52.04	-40	-12.04	-64.70	-53.74	11.80	13.50	H
	7212.80	-59.13	-40	-19.13	-60.49	-62.43	8.30	11.60	V
	10819.20	-55.97	-40	-15.97	-63.41	-57.49	10.48	12.00	V
	14425.60	-52.20	-40	-12.20	-64.64	-53.90	11.80	13.50	V

Remark: Spurious emissions within 30-1000MHz were found more than 20dB below limit line.



EN-CA_n48A_n71A / NR 100MHz + NR 40MHz / QPSK / ANT3+0									
Channel	Frequency ( MHz )	EIRP ( dBm )	Limit ( dBm )	Over Limit ( dB )	SPA Reading (dBm)	S.G. Power ( dBm )	TX Cable loss ( dB )	TX Antenna Gain (dBi)	Polarization (H/V)
NR n48 Middle	7212.80	-58.55	-40	-18.55	-59.87	-61.85	8.30	11.60	H
	10819.20	-45.32	-40	-5.32	-52.99	-46.84	10.48	12.00	H
	14425.60	-51.89	-40	-11.89	-64.55	-53.59	11.80	13.50	H
	7212.80	-58.44	-40	-18.44	-59.8	-61.74	8.30	11.60	V
	10819.20	-44.16	-40	-4.16	-51.6	-45.68	10.48	12.00	V
	14425.60	-51.94	-40	-11.94	-64.38	-53.64	11.80	13.50	V
NR n71 Middle	1342	-60.53	-13	-47.53	-67.41	-63.78	4.00	9.40	H
	2013	-46.95	-13	-33.95	-54.91	-50.52	4.88	10.60	H
	2684	-64.13	-13	-51.13	-75.03	-69.06	5.52	12.60	H
	1342	-57.94	-13	-44.94	-64.77	-61.19	4.00	9.40	V
	2013	-48.37	-13	-35.37	-56.76	-51.94	4.88	10.60	V
	2684	-64.07	-13	-51.07	-75.28	-69.00	5.52	12.60	V

Remark: Spurious emissions within 30-1000MHz were found more than 20dB below limit line.

EN-CA_n71A_n48A / NR 40MHz + NR 100MHz / QPSK / ANT0+3									
Channel	Frequency ( MHz )	EIRP ( dBm )	Limit ( dBm )	Over Limit ( dB )	SPA Reading (dBm)	S.G. Power ( dBm )	TX Cable loss ( dB )	TX Antenna Gain (dBi)	Polarization (H/V)
NR n71 Middle	1351	-64.83	-13	-51.83	-71.94	-68.08	4.00	9.40	H
	2026.5	-61.10	-13	-48.10	-69.31	-64.67	4.88	10.60	H
	2702	-64.10	-13	-51.10	-75.15	-69.03	5.52	12.60	H
	1351	-64.75	-13	-51.75	-71.83	-68.00	4.00	9.40	V
	2026.5	-61.38	-13	-48.38	-70.01	-64.95	4.88	10.60	V
	2702	-63.97	-13	-50.97	-75.31	-68.90	5.52	12.60	V
NR n48 Middle	7212.80	-56.87	-40	-16.87	-58.19	-60.17	8.30	11.60	H
	10819.20	-48.88	-40	-8.88	-56.55	-50.40	10.48	12.00	H
	14425.60	-51.81	-40	-11.81	-64.47	-53.51	11.80	13.50	H
	7212.80	-58.03	-40	-18.03	-59.39	-61.33	8.30	11.60	V
	10819.20	-51.06	-40	-11.06	-58.5	-52.58	10.48	12.00	V
	14425.60	-52.07	-40	-12.07	-64.51	-53.77	11.80	13.50	V

Remark: Spurious emissions within 30-1000MHz were found more than 20dB below limit line.



EN-CA_n5A_n48A / NR 20MHz + NR 40MHz / QPSK / ANT0+3									
Channel	Frequency ( MHz )	EIRP ( dBm )	Limit ( dBm )	Over Limit ( dB )	SPA Reading (dBm)	S.G. Power ( dBm )	TX Cable loss ( dB )	TX Antenna Gain (dBi)	Polarization (H/V)
NR n5 Middle	1654.5	-66.64	-13	-53.64	-72.74	-69.89	4.00	9.40	H
	2481.75	-61.01	-13	-48.01	-71.22	-64.58	4.88	10.60	H
	3309	-61.82	-13	-48.82	-73.94	-66.75	5.52	12.60	H
	1654.5	-66.93	-13	-53.93	-72.88	-70.18	4.00	9.40	V
	2481.75	-57.98	-13	-44.98	-68.55	-61.55	4.88	10.60	V
	3309	-58.13	-13	-45.13	-70.69	-63.06	5.52	12.60	V
NR n48 Middle	7212.80	-59.14	-40	-19.14	-60.46	-62.44	8.30	11.60	H
	10819.20	-44.12	-40	-4.12	-51.79	-45.64	10.48	12.00	H
	14425.60	-51.82	-40	-11.82	-64.48	-53.52	11.80	13.50	H
	7212.80	-59.02	-40	-19.02	-60.38	-62.32	8.30	11.60	V
	10819.20	-45.42	-40	-5.42	-52.86	-46.94	10.48	12.00	V
	14425.60	-52.06	-40	-12.06	-64.50	-53.76	11.80	13.50	V

Remark: Spurious emissions within 30-1000MHz were found more than 20dB below limit line.

EN-CA_n48A_n5A / NR 40MHz + NR 20MHz / QPSK / ANT3+0									
Channel	Frequency ( MHz )	EIRP ( dBm )	Limit ( dBm )	Over Limit ( dB )	SPA Reading (dBm)	S.G. Power ( dBm )	TX Cable loss ( dB )	TX Antenna Gain (dBi)	Polarization (H/V)
NR n48 Middle	7212.80	-58.82	-40	-18.82	-60.14	-62.12	8.30	11.60	H
	10819.20	-46.73	-40	-6.73	-54.40	-48.25	10.48	12.00	H
	14425.60	-51.90	-40	-11.90	-64.56	-53.60	11.80	13.50	H
	7212.80	-58.76	-40	-18.76	-60.12	-62.06	8.30	11.60	V
	10819.20	-45.06	-40	-5.06	-52.5	-46.58	10.48	12.00	V
	14425.60	-51.74	-40	-11.74	-64.18	-53.44	11.80	13.50	V
NR n5 Middle	1654.5	-58.79	-13	-45.79	-64.89	-62.04	4.00	9.40	H
	2481.75	-42.75	-13	-29.75	-52.96	-46.32	4.88	10.60	H
	3309	-62.42	-13	-49.42	-74.54	-67.35	5.52	12.60	H
	1654.5	-59.47	-13	-46.47	-65.42	-62.72	4.00	9.40	V
	2481.75	-43.16	-13	-30.16	-53.73	-46.73	4.88	10.60	V
	3309	-61.46	-13	-48.46	-74.02	-66.39	5.52	12.60	V

Remark: Spurious emissions within 30-1000MHz were found more than 20dB below limit line.



EN-CA_n5A_n77A / NR 20MHz + NR 100MHz / QPSK / ANT0+3									
Channel	Frequency ( MHz )	EIRP ( dBm )	Limit ( dBm )	Over Limit ( dB )	SPA Reading (dBm)	S.G. Power ( dBm )	TX Cable loss ( dB )	TX Antenna Gain (dBi)	Polarization (H/V)
NR n5 Middle	1654.212	-65.74	-13	-52.74	-51.92	-68.99	4.00	9.40	H
	2481.318	-39.37	-13	-26.37	-28.62	-42.94	4.88	10.60	H
	3308.424	-65.91	-13	-52.91	-57.59	-70.84	5.52	12.60	H
	1654.212	-60.98	-13	-47.98	-47.01	-64.23	4.00	9.40	V
	2481.318	-39.44	-13	-26.44	-29.05	-43.01	4.88	10.60	V
	3308.424	-65.62	-13	-52.62	-57.74	-70.55	5.52	12.60	V
NR n77 Middle	6902.00	-61.23	-13	-48.23	-61.12	-64.53	8.30	11.60	H
	10353.00	-55.82	-13	-42.82	-62.79	-57.34	10.48	12.00	H
	13804.00	-52.45	-13	-39.45	-64.62	-54.15	11.80	13.50	H
	6902.00	-61.22	-13	-48.22	-61.03	-64.52	8.30	11.60	V
	10353.00	-56.34	-13	-43.34	-63.1	-57.86	10.48	12.00	V
	13804.00	-52.55	-13	-39.55	-64.41	-54.25	11.80	13.50	V

Remark: Spurious emissions within 30-1000MHz were found more than 20dB below limit line.

EN-CA_n77A_n5A / NR 100MHz + NR 20MHz / QPSK / ANT3+0									
Channel	Frequency ( MHz )	EIRP ( dBm )	Limit ( dBm )	Over Limit ( dB )	SPA Reading (dBm)	S.G. Power ( dBm )	TX Cable loss ( dB )	TX Antenna Gain (dBi)	Polarization (H/V)
NR n77 Middle	6902.00	-60.71	-13	-47.71	-60.60	-64.01	8.30	11.60	H
	10353.00	-49.46	-13	-36.46	-56.43	-50.98	10.48	12.00	H
	13804.00	-52.12	-13	-39.12	-64.29	-53.82	11.80	13.50	H
	6902.00	-60.74	-13	-47.74	-60.55	-64.04	8.30	11.60	V
	10353.00	-52.36	-13	-39.36	-59.12	-53.88	10.48	12.00	V
	13804.00	-52.55	-13	-39.55	-64.41	-54.25	11.80	13.50	V
NR n5 Middle	1654.5	-58.07	-13	-45.07	-64.17	-61.32	4.00	9.40	H
	2481.75	-38.11	-13	-25.11	-48.32	-41.68	4.88	10.60	H
	3309	-56.74	-13	-43.74	-68.86	-61.67	5.52	12.60	H
	1654.5	-57.28	-13	-44.28	-63.23	-60.53	4.00	9.40	V
	2481.75	-37.54	-13	-24.54	-48.11	-41.11	4.88	10.60	V
	3309	-56.91	-13	-43.91	-69.47	-61.84	5.52	12.60	V

Remark: Spurious emissions within 30-1000MHz were found more than 20dB below limit line.



EN-CA_n66A_n77A / NR 40MHz + NR 100MHz / QPSK / ANT2+3									
Channel	Frequency ( MHz )	EIRP ( dBm )	Limit ( dBm )	Over Limit ( dB )	SPA Reading (dBm)	S.G. Power ( dBm )	TX Cable loss ( dB )	TX Antenna Gain (dBi)	Polarization (H/V)
NR n66 Middle	5178	-42.77	-13	-29.77	-60.05	-48.44	7.13	12.80	H
	6904	-57.83	-13	-44.83	-57.73	-61.23	8.40	11.80	H
	8630	-56.33	-13	-43.33	-61.97	-59.18	8.75	11.60	H
	5178	-51.01	-13	-38.01	-68.23	-56.68	7.13	12.80	V
	6904	-60.34	-13	-47.34	-60.17	-63.74	8.40	11.80	V
	8630	-56.57	-13	-43.57	-62.07	-59.42	8.75	11.60	V
NR n77 Middle	6902.00	-57.83	-13	-44.83	-57.72	-61.13	8.30	11.60	H
	10353.00	-55.95	-13	-42.95	-62.92	-57.47	10.48	12.00	H
	13804.00	-52.60	-13	-39.60	-64.77	-54.30	11.80	13.50	H
	6902.00	-60.34	-13	-47.34	-60.15	-63.64	8.30	11.60	V
	10353.00	-56.52	-13	-43.52	-63.28	-58.04	10.48	12.00	V
	13804.00	-52.93	-13	-39.93	-64.79	-54.63	11.80	13.50	V

Remark: Spurious emissions within 30-1000MHz were found more than 20dB below limit line.

EN-CA_n77A_n66A / NR 100MHz + NR 40MHz / QPSK / ANT3+2									
Channel	Frequency ( MHz )	EIRP ( dBm )	Limit ( dBm )	Over Limit ( dB )	SPA Reading (dBm)	S.G. Power ( dBm )	TX Cable loss ( dB )	TX Antenna Gain (dBi)	Polarization (H/V)
NR n77 Middle	6902.00	-58.20	-13	-45.20	-58.09	-61.50	8.30	11.60	H
	10353.00	-55.44	-13	-42.44	-62.41	-56.96	10.48	12.00	H
	13804.00	-52.21	-13	-39.21	-64.38	-53.91	11.80	13.50	H
	6902.00	-59.48	-13	-46.48	-59.29	-62.78	8.30	11.60	V
	10353.00	-55.80	-13	-42.80	-62.56	-57.32	10.48	12.00	V
	13804.00	-52.50	-13	-39.50	-64.36	-54.20	11.80	13.50	V
NR n66 Middle	5178	-49.59	-13	-36.59	-66.87	-55.26	7.13	12.80	H
	6904	-58.20	-13	-45.20	-58.10	-61.60	8.40	11.80	H
	8630	-55.85	-13	-42.85	-61.49	-58.70	8.75	11.60	H
	5178	-45.48	-13	-32.48	-62.7	-51.15	7.13	12.80	V
	6904	-59.48	-13	-46.48	-59.31	-62.88	8.40	11.80	V
	8630	-55.85	-13	-42.85	-61.35	-58.70	8.75	11.60	V

Remark: Spurious emissions within 30-1000MHz were found more than 20dB below limit line.



EN-CA_n71A_n77A / NR 20MHz + NR 100MHz / QPSK / ANT0+3									
Channel	Frequency ( MHz )	EIRP ( dBm )	Limit ( dBm )	Over Limit ( dB )	SPA Reading (dBm)	S.G. Power ( dBm )	TX Cable loss ( dB )	TX Antenna Gain (dBi)	Polarization (H/V)
NR n71 Middle	1342.228	-65.58	-13	-52.58	-53.26	-68.83	4.00	9.40	H
	2013.342	-51.81	-13	-38.81	-39.56	-55.38	4.88	10.60	H
	2684.456	-67.98	-13	-54.98	-58.00	-72.91	5.52	12.60	H
	1342.228	-63.87	-13	-50.87	-51.50	-67.12	4.00	9.40	V
	2013.342	-47.06	-13	-34.06	-35.23	-50.63	4.88	10.60	V
NR n77 Middle	2684.456	-67.48	-13	-54.48	-57.80	-72.41	5.52	12.60	V
	6902.00	-61.63	-13	-48.63	-61.52	-64.93	8.30	11.60	H
	10353.00	-56.07	-13	-43.07	-63.04	-57.59	10.48	12.00	H
	13804.00	-52.53	-13	-39.53	-64.70	-54.23	11.80	13.50	H
	6902.00	-61.27	-13	-48.27	-61.08	-64.57	8.30	11.60	V
	10353.00	-56.46	-13	-43.46	-63.22	-57.98	10.48	12.00	V
	13804.00	-53.01	-13	-40.01	-64.87	-54.71	11.80	13.50	V

Remark: Spurious emissions within 30-1000MHz were found more than 20dB below limit line.

EN-CA_n77A_n71A / NR 100MHz + NR 20MHz / QPSK / ANT3+0									
Channel	Frequency ( MHz )	EIRP ( dBm )	Limit ( dBm )	Over Limit ( dB )	SPA Reading (dBm)	S.G. Power ( dBm )	TX Cable loss ( dB )	TX Antenna Gain (dBi)	Polarization (H/V)
NR n77 Middle	6902.00	-60.22	-13	-47.22	-60.11	-63.52	8.30	11.60	H
	10353.00	-48.87	-13	-35.87	-55.84	-50.39	10.48	12.00	H
	13804.00	-51.75	-13	-38.75	-63.92	-53.45	11.80	13.50	H
	6902.00	-60.75	-13	-47.75	-60.56	-64.05	8.30	11.60	V
	10353.00	-53.12	-13	-40.12	-59.88	-54.64	10.48	12.00	V
	13804.00	-52.38	-13	-39.38	-64.24	-54.08	11.80	13.50	V
NR n71 Middle	1342	-58.51	-13	-45.51	-65.39	-61.76	4.00	9.40	H
	2013	-47.60	-13	-34.60	-55.56	-51.17	4.88	10.60	H
	2684	-63.83	-13	-50.83	-74.73	-68.76	5.52	12.60	H
	1342	-58.42	-13	-45.42	-65.25	-61.67	4.00	9.40	V
	2013	-47.83	-13	-34.83	-56.22	-51.40	4.88	10.60	V
	2684	-63.39	-13	-50.39	-74.60	-68.32	5.52	12.60	V

Remark: Spurious emissions within 30-1000MHz were found more than 20dB below limit line.