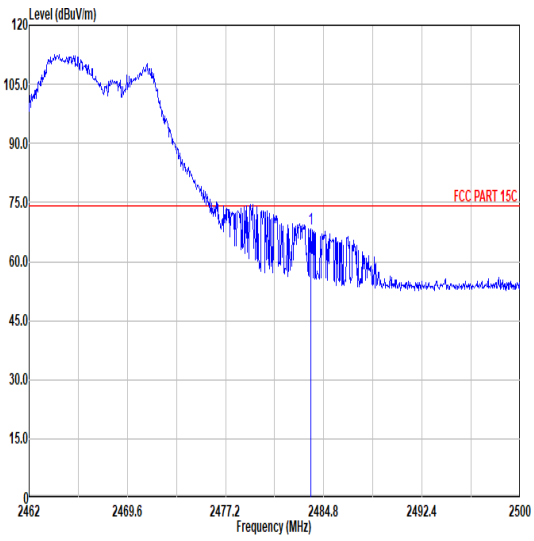
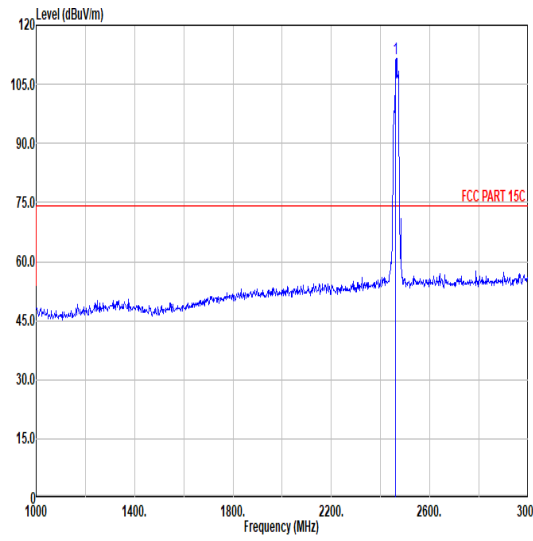
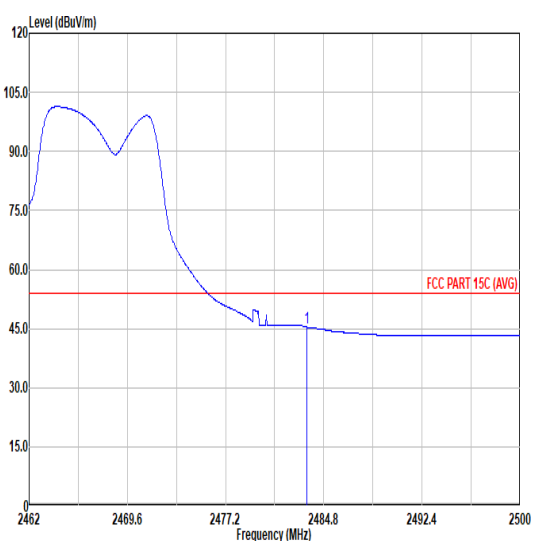
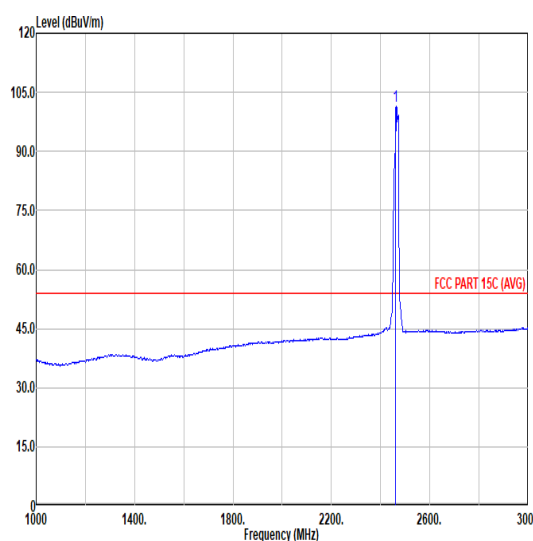




		33																																																																																	
Mode	Band Edge																																																																																		
	2400-2483.5_802.11ax HE20_CH11_Partial RU106/54_2462MHz																																																																																		
ANT	CDD 3+6																																																																																		
Pol.	Horizontal	Fundamental																																																																																	
Peak	 <p>Level (dBuV/m) vs Frequency (MHz) plot for Horizontal polarization. The plot shows a signal level starting around 105 dBuV/m at 2462 MHz and decreasing to about 50 dBuV/m at 2500 MHz. A red horizontal line indicates the FCC PART 15C limit at approximately 75 dBuV/m. A peak is marked at 2483.77 MHz.</p> <table border="1"> <thead> <tr> <th>Limit</th> <th>Read</th> <th>Ant</th> <th>Cable</th> <th>Preamp</th> <th>Aux</th> <th>APos</th> <th>TPos</th> <th>Remark</th> </tr> <tr> <th>Freq</th> <th>Level</th> <th>Line</th> <th>Margin</th> <th>Level</th> <th>Factor</th> <th>Loss</th> <th>Factor</th> <th>Factor</th> </tr> <tr> <th>MHz</th> <th>dBuV/m</th> <th>dBuV/m</th> <th>dB</th> <th>dBuV</th> <th>dB/m</th> <th>dB</th> <th>dB</th> <th>cm</th> <th>deg</th> </tr> </thead> <tbody> <tr> <td>1</td> <td>2483.77</td> <td>68.31</td> <td>74.00</td> <td>-5.69</td> <td>55.75</td> <td>32.45</td> <td>6.73</td> <td>32.62</td> <td>6.00</td> <td>130</td> <td>141</td> <td>PEAK</td> </tr> </tbody> </table>	Limit	Read	Ant	Cable	Preamp	Aux	APos	TPos	Remark	Freq	Level	Line	Margin	Level	Factor	Loss	Factor	Factor	MHz	dBuV/m	dBuV/m	dB	dBuV	dB/m	dB	dB	cm	deg	1	2483.77	68.31	74.00	-5.69	55.75	32.45	6.73	32.62	6.00	130	141	PEAK	 <p>Level (dBuV/m) vs Frequency (MHz) plot for Fundamental polarization. The plot shows a signal level around 45 dBuV/m from 1000 MHz to 2400 MHz, then a sharp peak at 2462 MHz reaching approximately 110 dBuV/m, and then returning to 45 dBuV/m. A red horizontal line indicates the FCC PART 15C limit at approximately 75 dBuV/m.</p> <table border="1"> <thead> <tr> <th>Limit</th> <th>Read</th> <th>Ant</th> <th>Cable</th> <th>Preamp</th> <th>Aux</th> <th>APos</th> <th>TPos</th> <th>Remark</th> </tr> <tr> <th>Freq</th> <th>Level</th> <th>Line</th> <th>Margin</th> <th>Level</th> <th>Factor</th> <th>Loss</th> <th>Factor</th> <th>Factor</th> </tr> <tr> <th>MHz</th> <th>dBuV/m</th> <th>dBuV/m</th> <th>dB</th> <th>dBuV</th> <th>dB/m</th> <th>dB</th> <th>dB</th> <th>cm</th> <th>deg</th> </tr> </thead> <tbody> <tr> <td>1</td> <td>2462.00</td> <td>111.68</td> <td>-----</td> <td>99.28</td> <td>32.37</td> <td>6.71</td> <td>32.68</td> <td>6.00</td> <td>130</td> <td>141</td> <td>PEAK</td> </tr> </tbody> </table>	Limit	Read	Ant	Cable	Preamp	Aux	APos	TPos	Remark	Freq	Level	Line	Margin	Level	Factor	Loss	Factor	Factor	MHz	dBuV/m	dBuV/m	dB	dBuV	dB/m	dB	dB	cm	deg	1	2462.00	111.68	-----	99.28	32.37	6.71	32.68	6.00	130	141	PEAK
	Limit	Read	Ant	Cable	Preamp	Aux	APos	TPos	Remark																																																																										
Freq	Level	Line	Margin	Level	Factor	Loss	Factor	Factor																																																																											
MHz	dBuV/m	dBuV/m	dB	dBuV	dB/m	dB	dB	cm	deg																																																																										
1	2483.77	68.31	74.00	-5.69	55.75	32.45	6.73	32.62	6.00	130	141	PEAK																																																																							
Limit	Read	Ant	Cable	Preamp	Aux	APos	TPos	Remark																																																																											
Freq	Level	Line	Margin	Level	Factor	Loss	Factor	Factor																																																																											
MHz	dBuV/m	dBuV/m	dB	dBuV	dB/m	dB	dB	cm	deg																																																																										
1	2462.00	111.68	-----	99.28	32.37	6.71	32.68	6.00	130	141	PEAK																																																																								
Avg	 <p>Level (dBuV/m) vs Frequency (MHz) plot for Average Horizontal polarization. The plot shows a smoothed signal level starting around 100 dBuV/m at 2462 MHz and decreasing to about 45 dBuV/m at 2500 MHz. A red horizontal line indicates the FCC PART 15C (AVG) limit at approximately 55 dBuV/m. A peak is marked at 2483.51 MHz.</p> <table border="1"> <thead> <tr> <th>Limit</th> <th>Read</th> <th>Ant</th> <th>Cable</th> <th>Preamp</th> <th>Aux</th> <th>APos</th> <th>TPos</th> <th>Remark</th> </tr> <tr> <th>Freq</th> <th>Level</th> <th>Line</th> <th>Margin</th> <th>Level</th> <th>Factor</th> <th>Loss</th> <th>Factor</th> <th>Factor</th> </tr> <tr> <th>MHz</th> <th>dBuV/m</th> <th>dBuV/m</th> <th>dB</th> <th>dBuV</th> <th>dB/m</th> <th>dB</th> <th>dB</th> <th>cm</th> <th>deg</th> </tr> </thead> <tbody> <tr> <td>1</td> <td>2483.51</td> <td>45.35</td> <td>54.00</td> <td>-8.65</td> <td>32.80</td> <td>32.45</td> <td>6.73</td> <td>32.63</td> <td>6.00</td> <td>130</td> <td>141</td> <td>AVERAGE</td> </tr> </tbody> </table>	Limit	Read	Ant	Cable	Preamp	Aux	APos	TPos	Remark	Freq	Level	Line	Margin	Level	Factor	Loss	Factor	Factor	MHz	dBuV/m	dBuV/m	dB	dBuV	dB/m	dB	dB	cm	deg	1	2483.51	45.35	54.00	-8.65	32.80	32.45	6.73	32.63	6.00	130	141	AVERAGE	 <p>Level (dBuV/m) vs Frequency (MHz) plot for Average Fundamental polarization. The plot shows a smoothed signal level around 40 dBuV/m from 1000 MHz to 2400 MHz, then a sharp peak at 2462 MHz reaching approximately 100 dBuV/m, and then returning to 40 dBuV/m. A red horizontal line indicates the FCC PART 15C (AVG) limit at approximately 55 dBuV/m.</p> <table border="1"> <thead> <tr> <th>Limit</th> <th>Read</th> <th>Ant</th> <th>Cable</th> <th>Preamp</th> <th>Aux</th> <th>APos</th> <th>TPos</th> <th>Remark</th> </tr> <tr> <th>Freq</th> <th>Level</th> <th>Line</th> <th>Margin</th> <th>Level</th> <th>Factor</th> <th>Loss</th> <th>Factor</th> <th>Factor</th> </tr> <tr> <th>MHz</th> <th>dBuV/m</th> <th>dBuV/m</th> <th>dB</th> <th>dBuV</th> <th>dB/m</th> <th>dB</th> <th>dB</th> <th>cm</th> <th>deg</th> </tr> </thead> <tbody> <tr> <td>1</td> <td>2462.00</td> <td>101.50</td> <td>-----</td> <td>89.10</td> <td>32.37</td> <td>6.71</td> <td>32.68</td> <td>6.00</td> <td>130</td> <td>141</td> <td>AVERAGE</td> </tr> </tbody> </table>	Limit	Read	Ant	Cable	Preamp	Aux	APos	TPos	Remark	Freq	Level	Line	Margin	Level	Factor	Loss	Factor	Factor	MHz	dBuV/m	dBuV/m	dB	dBuV	dB/m	dB	dB	cm	deg	1	2462.00	101.50	-----	89.10	32.37	6.71	32.68	6.00	130	141	AVERAGE
	Limit	Read	Ant	Cable	Preamp	Aux	APos	TPos	Remark																																																																										
Freq	Level	Line	Margin	Level	Factor	Loss	Factor	Factor																																																																											
MHz	dBuV/m	dBuV/m	dB	dBuV	dB/m	dB	dB	cm	deg																																																																										
1	2483.51	45.35	54.00	-8.65	32.80	32.45	6.73	32.63	6.00	130	141	AVERAGE																																																																							
Limit	Read	Ant	Cable	Preamp	Aux	APos	TPos	Remark																																																																											
Freq	Level	Line	Margin	Level	Factor	Loss	Factor	Factor																																																																											
MHz	dBuV/m	dBuV/m	dB	dBuV	dB/m	dB	dB	cm	deg																																																																										
1	2462.00	101.50	-----	89.10	32.37	6.71	32.68	6.00	130	141	AVERAGE																																																																								

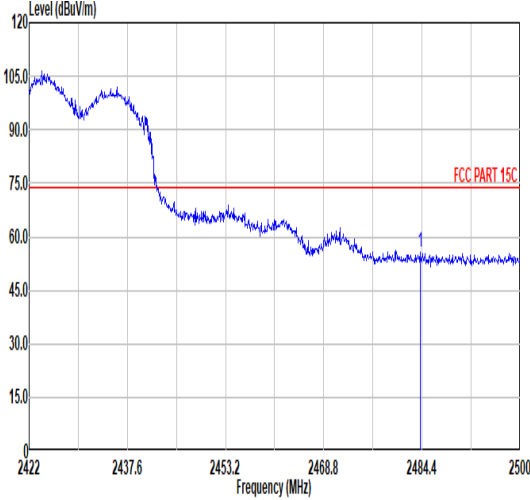
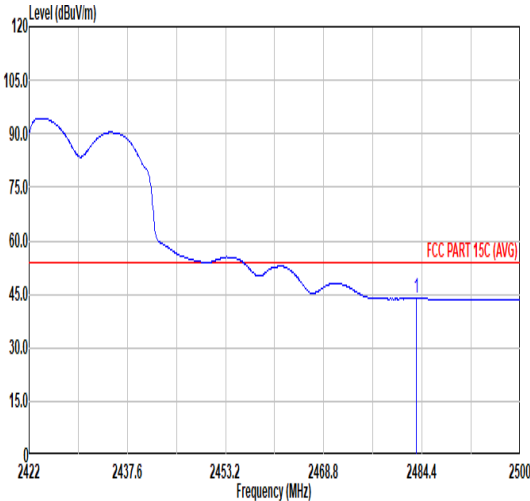


	33																																																																																
Mode	Band Edge																																																																																
	2400-2483.5_802.11ax HE20_CH11_Partial RU106/54_2462MHz																																																																																
ANT	CDD 3+6																																																																																
Pol.	Vertical	Fundamental																																																																															
Peak	<table border="1"> <thead> <tr> <th>Limit</th> <th>Read</th> <th>Ant</th> <th>Cable</th> <th>Preamp</th> <th>Aux</th> <th>APos</th> <th>TPos</th> <th>Remark</th> </tr> <tr> <th>Freq</th> <th>Level</th> <th>Line</th> <th>Margin</th> <th>Level</th> <th>Factor</th> <th>Loss</th> <th>Factor</th> <th>Factor</th> </tr> <tr> <th>MHz</th> <th>dBuV/m</th> <th>dBuV/m</th> <th>dB</th> <th>dBuV</th> <th>dB/m</th> <th>dB</th> <th>dB</th> <th>dB</th> </tr> </thead> <tbody> <tr> <td>1</td> <td>2483.55</td> <td>66.94</td> <td>74.00</td> <td>-7.06</td> <td>54.39</td> <td>32.45</td> <td>6.73</td> <td>32.63</td> <td>6.00</td> <td>372</td> <td>56</td> <td>PEAK</td> </tr> </tbody> </table>	Limit	Read	Ant	Cable	Preamp	Aux	APos	TPos	Remark	Freq	Level	Line	Margin	Level	Factor	Loss	Factor	Factor	MHz	dBuV/m	dBuV/m	dB	dBuV	dB/m	dB	dB	dB	1	2483.55	66.94	74.00	-7.06	54.39	32.45	6.73	32.63	6.00	372	56	PEAK	<table border="1"> <thead> <tr> <th>Limit</th> <th>Read</th> <th>Ant</th> <th>Cable</th> <th>Preamp</th> <th>Aux</th> <th>APos</th> <th>TPos</th> <th>Remark</th> </tr> <tr> <th>Freq</th> <th>Level</th> <th>Line</th> <th>Margin</th> <th>Level</th> <th>Factor</th> <th>Loss</th> <th>Factor</th> <th>Factor</th> </tr> <tr> <th>MHz</th> <th>dBuV/m</th> <th>dBuV/m</th> <th>dB</th> <th>dBuV</th> <th>dB/m</th> <th>dB</th> <th>dB</th> <th>dB</th> </tr> </thead> <tbody> <tr> <td>1</td> <td>2462.00</td> <td>109.17</td> <td>-----</td> <td>96.77</td> <td>32.37</td> <td>6.71</td> <td>32.68</td> <td>6.00</td> <td>372</td> <td>56</td> <td>PEAK</td> </tr> </tbody> </table>	Limit	Read	Ant	Cable	Preamp	Aux	APos	TPos	Remark	Freq	Level	Line	Margin	Level	Factor	Loss	Factor	Factor	MHz	dBuV/m	dBuV/m	dB	dBuV	dB/m	dB	dB	dB	1	2462.00	109.17	-----	96.77	32.37	6.71	32.68	6.00	372	56	PEAK
	Limit	Read	Ant	Cable	Preamp	Aux	APos	TPos	Remark																																																																								
Freq	Level	Line	Margin	Level	Factor	Loss	Factor	Factor																																																																									
MHz	dBuV/m	dBuV/m	dB	dBuV	dB/m	dB	dB	dB																																																																									
1	2483.55	66.94	74.00	-7.06	54.39	32.45	6.73	32.63	6.00	372	56	PEAK																																																																					
Limit	Read	Ant	Cable	Preamp	Aux	APos	TPos	Remark																																																																									
Freq	Level	Line	Margin	Level	Factor	Loss	Factor	Factor																																																																									
MHz	dBuV/m	dBuV/m	dB	dBuV	dB/m	dB	dB	dB																																																																									
1	2462.00	109.17	-----	96.77	32.37	6.71	32.68	6.00	372	56	PEAK																																																																						
Avg	<table border="1"> <thead> <tr> <th>Limit</th> <th>Read</th> <th>Ant</th> <th>Cable</th> <th>Preamp</th> <th>Aux</th> <th>APos</th> <th>TPos</th> <th>Remark</th> </tr> <tr> <th>Freq</th> <th>Level</th> <th>Line</th> <th>Margin</th> <th>Level</th> <th>Factor</th> <th>Loss</th> <th>Factor</th> <th>Factor</th> </tr> <tr> <th>MHz</th> <th>dBuV/m</th> <th>dBuV/m</th> <th>dB</th> <th>dBuV</th> <th>dB/m</th> <th>dB</th> <th>dB</th> <th>dB</th> </tr> </thead> <tbody> <tr> <td>1</td> <td>2483.51</td> <td>44.22</td> <td>54.00</td> <td>-9.78</td> <td>31.67</td> <td>32.45</td> <td>6.73</td> <td>32.63</td> <td>6.00</td> <td>372</td> <td>56</td> <td>AVERAGE</td> </tr> </tbody> </table>	Limit	Read	Ant	Cable	Preamp	Aux	APos	TPos	Remark	Freq	Level	Line	Margin	Level	Factor	Loss	Factor	Factor	MHz	dBuV/m	dBuV/m	dB	dBuV	dB/m	dB	dB	dB	1	2483.51	44.22	54.00	-9.78	31.67	32.45	6.73	32.63	6.00	372	56	AVERAGE	<table border="1"> <thead> <tr> <th>Limit</th> <th>Read</th> <th>Ant</th> <th>Cable</th> <th>Preamp</th> <th>Aux</th> <th>APos</th> <th>TPos</th> <th>Remark</th> </tr> <tr> <th>Freq</th> <th>Level</th> <th>Line</th> <th>Margin</th> <th>Level</th> <th>Factor</th> <th>Loss</th> <th>Factor</th> <th>Factor</th> </tr> <tr> <th>MHz</th> <th>dBuV/m</th> <th>dBuV/m</th> <th>dB</th> <th>dBuV</th> <th>dB/m</th> <th>dB</th> <th>dB</th> <th>dB</th> </tr> </thead> <tbody> <tr> <td>1</td> <td>2462.00</td> <td>98.30</td> <td>-----</td> <td>85.90</td> <td>32.37</td> <td>6.71</td> <td>32.68</td> <td>6.00</td> <td>372</td> <td>56</td> <td>AVERAGE</td> </tr> </tbody> </table>	Limit	Read	Ant	Cable	Preamp	Aux	APos	TPos	Remark	Freq	Level	Line	Margin	Level	Factor	Loss	Factor	Factor	MHz	dBuV/m	dBuV/m	dB	dBuV	dB/m	dB	dB	dB	1	2462.00	98.30	-----	85.90	32.37	6.71	32.68	6.00	372	56	AVERAGE
	Limit	Read	Ant	Cable	Preamp	Aux	APos	TPos	Remark																																																																								
Freq	Level	Line	Margin	Level	Factor	Loss	Factor	Factor																																																																									
MHz	dBuV/m	dBuV/m	dB	dBuV	dB/m	dB	dB	dB																																																																									
1	2483.51	44.22	54.00	-9.78	31.67	32.45	6.73	32.63	6.00	372	56	AVERAGE																																																																					
Limit	Read	Ant	Cable	Preamp	Aux	APos	TPos	Remark																																																																									
Freq	Level	Line	Margin	Level	Factor	Loss	Factor	Factor																																																																									
MHz	dBuV/m	dBuV/m	dB	dBuV	dB/m	dB	dB	dB																																																																									
1	2462.00	98.30	-----	85.90	32.37	6.71	32.68	6.00	372	56	AVERAGE																																																																						



Mode	34																																																																																	
	Band Edge L																																																																																	
	2400-2483.5_802.11ax HE40_CH03_2422MHz																																																																																	
ANT	CDD 3+6																																																																																	
Pol.	Horizontal	Fundamental																																																																																
Peak	<p>Level (dBuV/m) vs Frequency (MHz) plot for Horizontal polarization. The y-axis ranges from 0 to 120 dBuV/m, and the x-axis ranges from 2310 to 2422 MHz. A red horizontal line at 75.0 dBuV/m is labeled 'FCC PART 15C'. The signal level is approximately 45 dBuV/m until 2377.2 MHz, then rises to about 100 dBuV/m at 2422 MHz.</p> <table border="1"> <thead> <tr> <th>Limit</th> <th>Read</th> <th>Ant</th> <th>Cable</th> <th>Preamp</th> <th>Aux</th> <th>APos</th> <th>TPos</th> <th>Remark</th> </tr> <tr> <th>Freq</th> <th>Level</th> <th>Line</th> <th>Margin</th> <th>Level</th> <th>Factor</th> <th>Loss</th> <th>Factor</th> <th>Factor</th> </tr> <tr> <th>MHz</th> <th>dBuV/m</th> <th>dBuV/m</th> <th>dB</th> <th>dBuV</th> <th>dB/m</th> <th>dB</th> <th>dB</th> <th>cm</th> </tr> </thead> <tbody> <tr> <td>1</td> <td>2389.07</td> <td>63.31</td> <td>74.00</td> <td>-10.69</td> <td>51.29</td> <td>32.28</td> <td>6.60</td> <td>32.86</td> <td>6.00</td> <td>100</td> <td>269</td> <td>PEAK</td> </tr> </tbody> </table>	Limit	Read	Ant	Cable	Preamp	Aux	APos	TPos	Remark	Freq	Level	Line	Margin	Level	Factor	Loss	Factor	Factor	MHz	dBuV/m	dBuV/m	dB	dBuV	dB/m	dB	dB	cm	1	2389.07	63.31	74.00	-10.69	51.29	32.28	6.60	32.86	6.00	100	269	PEAK	<p>Level (dBuV/m) vs Frequency (MHz) plot for Fundamental polarization. The y-axis ranges from 0 to 120 dBuV/m, and the x-axis ranges from 1000 to 3000 MHz. A red horizontal line at 75.0 dBuV/m is labeled 'FCC PART 15C'. The signal level is approximately 45 dBuV/m until 2422 MHz, then rises to about 100 dBuV/m at 2422 MHz.</p> <table border="1"> <thead> <tr> <th>Limit</th> <th>Read</th> <th>Ant</th> <th>Cable</th> <th>Preamp</th> <th>Aux</th> <th>APos</th> <th>TPos</th> <th>Remark</th> </tr> <tr> <th>Freq</th> <th>Level</th> <th>Line</th> <th>Margin</th> <th>Level</th> <th>Factor</th> <th>Loss</th> <th>Factor</th> <th>Factor</th> </tr> <tr> <th>MHz</th> <th>dBuV/m</th> <th>dBuV/m</th> <th>dB</th> <th>dBuV</th> <th>dB/m</th> <th>dB</th> <th>dB</th> <th>cm</th> </tr> </thead> <tbody> <tr> <td>1</td> <td>2422.00</td> <td>104.28</td> <td>-----</td> <td>-----</td> <td>92.11</td> <td>32.30</td> <td>6.65</td> <td>32.78</td> <td>6.00</td> <td>100</td> <td>269</td> <td>PEAK</td> </tr> </tbody> </table>	Limit	Read	Ant	Cable	Preamp	Aux	APos	TPos	Remark	Freq	Level	Line	Margin	Level	Factor	Loss	Factor	Factor	MHz	dBuV/m	dBuV/m	dB	dBuV	dB/m	dB	dB	cm	1	2422.00	104.28	-----	-----	92.11	32.30	6.65	32.78	6.00	100	269	PEAK
	Limit	Read	Ant	Cable	Preamp	Aux	APos	TPos	Remark																																																																									
Freq	Level	Line	Margin	Level	Factor	Loss	Factor	Factor																																																																										
MHz	dBuV/m	dBuV/m	dB	dBuV	dB/m	dB	dB	cm																																																																										
1	2389.07	63.31	74.00	-10.69	51.29	32.28	6.60	32.86	6.00	100	269	PEAK																																																																						
Limit	Read	Ant	Cable	Preamp	Aux	APos	TPos	Remark																																																																										
Freq	Level	Line	Margin	Level	Factor	Loss	Factor	Factor																																																																										
MHz	dBuV/m	dBuV/m	dB	dBuV	dB/m	dB	dB	cm																																																																										
1	2422.00	104.28	-----	-----	92.11	32.30	6.65	32.78	6.00	100	269	PEAK																																																																						
Avg	<p>Level (dBuV/m) vs Frequency (MHz) plot for Horizontal polarization (Average). The y-axis ranges from 0 to 120 dBuV/m, and the x-axis ranges from 2310 to 2422 MHz. A red horizontal line at 54.00 dBuV/m is labeled 'FCC PART 15C (AVG)'. The signal level is approximately 45 dBuV/m until 2377.2 MHz, then rises to about 90 dBuV/m at 2422 MHz.</p> <table border="1"> <thead> <tr> <th>Limit</th> <th>Read</th> <th>Ant</th> <th>Cable</th> <th>Preamp</th> <th>Aux</th> <th>APos</th> <th>TPos</th> <th>Remark</th> </tr> <tr> <th>Freq</th> <th>Level</th> <th>Line</th> <th>Margin</th> <th>Level</th> <th>Factor</th> <th>Loss</th> <th>Factor</th> <th>Factor</th> </tr> <tr> <th>MHz</th> <th>dBuV/m</th> <th>dBuV/m</th> <th>dB</th> <th>dBuV</th> <th>dB/m</th> <th>dB</th> <th>dB</th> <th>cm</th> </tr> </thead> <tbody> <tr> <td>1</td> <td>2385.71</td> <td>50.38</td> <td>54.00</td> <td>-3.62</td> <td>38.38</td> <td>32.27</td> <td>6.60</td> <td>32.87</td> <td>6.00</td> <td>100</td> <td>269</td> <td>AVERAGE</td> </tr> </tbody> </table>	Limit	Read	Ant	Cable	Preamp	Aux	APos	TPos	Remark	Freq	Level	Line	Margin	Level	Factor	Loss	Factor	Factor	MHz	dBuV/m	dBuV/m	dB	dBuV	dB/m	dB	dB	cm	1	2385.71	50.38	54.00	-3.62	38.38	32.27	6.60	32.87	6.00	100	269	AVERAGE	<p>Level (dBuV/m) vs Frequency (MHz) plot for Fundamental polarization (Average). The y-axis ranges from 0 to 120 dBuV/m, and the x-axis ranges from 1000 to 3000 MHz. A red horizontal line at 54.00 dBuV/m is labeled 'FCC PART 15C (AVG)'. The signal level is approximately 45 dBuV/m until 2422 MHz, then rises to about 90 dBuV/m at 2422 MHz.</p> <table border="1"> <thead> <tr> <th>Limit</th> <th>Read</th> <th>Ant</th> <th>Cable</th> <th>Preamp</th> <th>Aux</th> <th>APos</th> <th>TPos</th> <th>Remark</th> </tr> <tr> <th>Freq</th> <th>Level</th> <th>Line</th> <th>Margin</th> <th>Level</th> <th>Factor</th> <th>Loss</th> <th>Factor</th> <th>Factor</th> </tr> <tr> <th>MHz</th> <th>dBuV/m</th> <th>dBuV/m</th> <th>dB</th> <th>dBuV</th> <th>dB/m</th> <th>dB</th> <th>dB</th> <th>cm</th> </tr> </thead> <tbody> <tr> <td>1</td> <td>2422.00</td> <td>94.57</td> <td>-----</td> <td>-----</td> <td>82.40</td> <td>32.30</td> <td>6.65</td> <td>32.78</td> <td>6.00</td> <td>100</td> <td>269</td> <td>AVERAGE</td> </tr> </tbody> </table>	Limit	Read	Ant	Cable	Preamp	Aux	APos	TPos	Remark	Freq	Level	Line	Margin	Level	Factor	Loss	Factor	Factor	MHz	dBuV/m	dBuV/m	dB	dBuV	dB/m	dB	dB	cm	1	2422.00	94.57	-----	-----	82.40	32.30	6.65	32.78	6.00	100	269	AVERAGE
Limit	Read	Ant	Cable	Preamp	Aux	APos	TPos	Remark																																																																										
Freq	Level	Line	Margin	Level	Factor	Loss	Factor	Factor																																																																										
MHz	dBuV/m	dBuV/m	dB	dBuV	dB/m	dB	dB	cm																																																																										
1	2385.71	50.38	54.00	-3.62	38.38	32.27	6.60	32.87	6.00	100	269	AVERAGE																																																																						
Limit	Read	Ant	Cable	Preamp	Aux	APos	TPos	Remark																																																																										
Freq	Level	Line	Margin	Level	Factor	Loss	Factor	Factor																																																																										
MHz	dBuV/m	dBuV/m	dB	dBuV	dB/m	dB	dB	cm																																																																										
1	2422.00	94.57	-----	-----	82.40	32.30	6.65	32.78	6.00	100	269	AVERAGE																																																																						



	34																																									
Mode	Band Edge R																																									
ANT	CDD 3+6																																									
Pol.	Horizontal	Fundamental																																								
Peak	 <table border="1" data-bbox="263 1131 794 1249"> <thead> <tr> <th>Limit</th> <th>Read</th> <th>Ant</th> <th>Cable</th> <th>Preamp</th> <th>Aux</th> <th>APos</th> <th>TPos</th> <th>Remark</th> </tr> <tr> <th>Freq</th> <th>Level</th> <th>Line</th> <th>Margin</th> <th>Level</th> <th>Factor</th> <th>Loss</th> <th>Factor</th> <th>Factor</th> </tr> <tr> <th>MHz</th> <th>dBuV/m</th> <th>dBuV/m</th> <th>dB</th> <th>dBuV</th> <th>dB/m</th> <th>dB</th> <th>dB</th> <th>cm</th> <th>deg</th> </tr> </thead> <tbody> <tr> <td>1 2484.09</td> <td>55.57</td> <td>74.00</td> <td>-18.43</td> <td>43.01</td> <td>32.45</td> <td>6.73</td> <td>32.62</td> <td>6.00</td> <td>100</td> <td>269</td> <td>PEAK</td> </tr> </tbody> </table>	Limit	Read	Ant	Cable	Preamp	Aux	APos	TPos	Remark	Freq	Level	Line	Margin	Level	Factor	Loss	Factor	Factor	MHz	dBuV/m	dBuV/m	dB	dBuV	dB/m	dB	dB	cm	deg	1 2484.09	55.57	74.00	-18.43	43.01	32.45	6.73	32.62	6.00	100	269	PEAK	Blank
Limit	Read	Ant	Cable	Preamp	Aux	APos	TPos	Remark																																		
Freq	Level	Line	Margin	Level	Factor	Loss	Factor	Factor																																		
MHz	dBuV/m	dBuV/m	dB	dBuV	dB/m	dB	dB	cm	deg																																	
1 2484.09	55.57	74.00	-18.43	43.01	32.45	6.73	32.62	6.00	100	269	PEAK																															
Avg	 <table border="1" data-bbox="263 1807 794 1926"> <thead> <tr> <th>Limit</th> <th>Read</th> <th>Ant</th> <th>Cable</th> <th>Preamp</th> <th>Aux</th> <th>APos</th> <th>TPos</th> <th>Remark</th> </tr> <tr> <th>Freq</th> <th>Level</th> <th>Line</th> <th>Margin</th> <th>Level</th> <th>Factor</th> <th>Loss</th> <th>Factor</th> <th>Factor</th> </tr> <tr> <th>MHz</th> <th>dBuV/m</th> <th>dBuV/m</th> <th>dB</th> <th>dBuV</th> <th>dB/m</th> <th>dB</th> <th>dB</th> <th>cm</th> <th>deg</th> </tr> </thead> <tbody> <tr> <td>1 2483.54</td> <td>43.80</td> <td>54.00</td> <td>-10.20</td> <td>31.25</td> <td>32.45</td> <td>6.73</td> <td>32.63</td> <td>6.00</td> <td>100</td> <td>269</td> <td>AVERAGE</td> </tr> </tbody> </table>	Limit	Read	Ant	Cable	Preamp	Aux	APos	TPos	Remark	Freq	Level	Line	Margin	Level	Factor	Loss	Factor	Factor	MHz	dBuV/m	dBuV/m	dB	dBuV	dB/m	dB	dB	cm	deg	1 2483.54	43.80	54.00	-10.20	31.25	32.45	6.73	32.63	6.00	100	269	AVERAGE	Blank
Limit	Read	Ant	Cable	Preamp	Aux	APos	TPos	Remark																																		
Freq	Level	Line	Margin	Level	Factor	Loss	Factor	Factor																																		
MHz	dBuV/m	dBuV/m	dB	dBuV	dB/m	dB	dB	cm	deg																																	
1 2483.54	43.80	54.00	-10.20	31.25	32.45	6.73	32.63	6.00	100	269	AVERAGE																															



Mode	34																																																																																	
	Band Edge L																																																																																	
	2400-2483.5_802.11ax HE40_CH03_2422MHz																																																																																	
ANT	CDD 3+6																																																																																	
Pol.	Vertical	Fundamental																																																																																
Peak	<table border="1"> <thead> <tr> <th>Limit</th> <th>Read</th> <th>Ant</th> <th>Cable</th> <th>Preamp</th> <th>Aux</th> <th>APos</th> <th>TPos</th> <th>Remark</th> </tr> <tr> <th>Freq</th> <th>Level</th> <th>Line</th> <th>Margin</th> <th>Level</th> <th>Factor</th> <th>Loss</th> <th>Factor</th> <th>Factor</th> </tr> <tr> <th>MHz</th> <th>dBuV/m</th> <th>dBuV/m</th> <th>dB</th> <th>dBuV</th> <th>dB/m</th> <th>dB</th> <th>dB</th> <th>cm</th> </tr> </thead> <tbody> <tr> <td>1</td> <td>2386.72</td> <td>63.90</td> <td>74.00</td> <td>-10.10</td> <td>51.90</td> <td>32.27</td> <td>6.60</td> <td>32.87</td> <td>6.00</td> <td>388</td> <td>233</td> <td>PEAK</td> </tr> </tbody> </table>	Limit	Read	Ant	Cable	Preamp	Aux	APos	TPos	Remark	Freq	Level	Line	Margin	Level	Factor	Loss	Factor	Factor	MHz	dBuV/m	dBuV/m	dB	dBuV	dB/m	dB	dB	cm	1	2386.72	63.90	74.00	-10.10	51.90	32.27	6.60	32.87	6.00	388	233	PEAK	<table border="1"> <thead> <tr> <th>Limit</th> <th>Read</th> <th>Ant</th> <th>Cable</th> <th>Preamp</th> <th>Aux</th> <th>APos</th> <th>TPos</th> <th>Remark</th> </tr> <tr> <th>Freq</th> <th>Level</th> <th>Line</th> <th>Margin</th> <th>Level</th> <th>Factor</th> <th>Loss</th> <th>Factor</th> <th>Factor</th> </tr> <tr> <th>MHz</th> <th>dBuV/m</th> <th>dBuV/m</th> <th>dB</th> <th>dBuV</th> <th>dB/m</th> <th>dB</th> <th>dB</th> <th>cm</th> </tr> </thead> <tbody> <tr> <td>1</td> <td>2422.00</td> <td>103.42</td> <td>-----</td> <td>-----</td> <td>91.25</td> <td>32.30</td> <td>6.65</td> <td>32.78</td> <td>6.00</td> <td>388</td> <td>233</td> <td>PEAK</td> </tr> </tbody> </table>	Limit	Read	Ant	Cable	Preamp	Aux	APos	TPos	Remark	Freq	Level	Line	Margin	Level	Factor	Loss	Factor	Factor	MHz	dBuV/m	dBuV/m	dB	dBuV	dB/m	dB	dB	cm	1	2422.00	103.42	-----	-----	91.25	32.30	6.65	32.78	6.00	388	233	PEAK
	Limit	Read	Ant	Cable	Preamp	Aux	APos	TPos	Remark																																																																									
Freq	Level	Line	Margin	Level	Factor	Loss	Factor	Factor																																																																										
MHz	dBuV/m	dBuV/m	dB	dBuV	dB/m	dB	dB	cm																																																																										
1	2386.72	63.90	74.00	-10.10	51.90	32.27	6.60	32.87	6.00	388	233	PEAK																																																																						
Limit	Read	Ant	Cable	Preamp	Aux	APos	TPos	Remark																																																																										
Freq	Level	Line	Margin	Level	Factor	Loss	Factor	Factor																																																																										
MHz	dBuV/m	dBuV/m	dB	dBuV	dB/m	dB	dB	cm																																																																										
1	2422.00	103.42	-----	-----	91.25	32.30	6.65	32.78	6.00	388	233	PEAK																																																																						
Avg	<table border="1"> <thead> <tr> <th>Limit</th> <th>Read</th> <th>Ant</th> <th>Cable</th> <th>Preamp</th> <th>Aux</th> <th>APos</th> <th>TPos</th> <th>Remark</th> </tr> <tr> <th>Freq</th> <th>Level</th> <th>Line</th> <th>Margin</th> <th>Level</th> <th>Factor</th> <th>Loss</th> <th>Factor</th> <th>Factor</th> </tr> <tr> <th>MHz</th> <th>dBuV/m</th> <th>dBuV/m</th> <th>dB</th> <th>dBuV</th> <th>dB/m</th> <th>dB</th> <th>dB</th> <th>cm</th> </tr> </thead> <tbody> <tr> <td>1</td> <td>2385.60</td> <td>50.73</td> <td>54.00</td> <td>-3.27</td> <td>38.73</td> <td>32.27</td> <td>6.60</td> <td>32.87</td> <td>6.00</td> <td>388</td> <td>233</td> <td>AVERAGE</td> </tr> </tbody> </table>	Limit	Read	Ant	Cable	Preamp	Aux	APos	TPos	Remark	Freq	Level	Line	Margin	Level	Factor	Loss	Factor	Factor	MHz	dBuV/m	dBuV/m	dB	dBuV	dB/m	dB	dB	cm	1	2385.60	50.73	54.00	-3.27	38.73	32.27	6.60	32.87	6.00	388	233	AVERAGE	<table border="1"> <thead> <tr> <th>Limit</th> <th>Read</th> <th>Ant</th> <th>Cable</th> <th>Preamp</th> <th>Aux</th> <th>APos</th> <th>TPos</th> <th>Remark</th> </tr> <tr> <th>Freq</th> <th>Level</th> <th>Line</th> <th>Margin</th> <th>Level</th> <th>Factor</th> <th>Loss</th> <th>Factor</th> <th>Factor</th> </tr> <tr> <th>MHz</th> <th>dBuV/m</th> <th>dBuV/m</th> <th>dB</th> <th>dBuV</th> <th>dB/m</th> <th>dB</th> <th>dB</th> <th>cm</th> </tr> </thead> <tbody> <tr> <td>1</td> <td>2422.00</td> <td>92.98</td> <td>-----</td> <td>-----</td> <td>80.81</td> <td>32.30</td> <td>6.65</td> <td>32.78</td> <td>6.00</td> <td>388</td> <td>233</td> <td>AVERAGE</td> </tr> </tbody> </table>	Limit	Read	Ant	Cable	Preamp	Aux	APos	TPos	Remark	Freq	Level	Line	Margin	Level	Factor	Loss	Factor	Factor	MHz	dBuV/m	dBuV/m	dB	dBuV	dB/m	dB	dB	cm	1	2422.00	92.98	-----	-----	80.81	32.30	6.65	32.78	6.00	388	233	AVERAGE
Limit	Read	Ant	Cable	Preamp	Aux	APos	TPos	Remark																																																																										
Freq	Level	Line	Margin	Level	Factor	Loss	Factor	Factor																																																																										
MHz	dBuV/m	dBuV/m	dB	dBuV	dB/m	dB	dB	cm																																																																										
1	2385.60	50.73	54.00	-3.27	38.73	32.27	6.60	32.87	6.00	388	233	AVERAGE																																																																						
Limit	Read	Ant	Cable	Preamp	Aux	APos	TPos	Remark																																																																										
Freq	Level	Line	Margin	Level	Factor	Loss	Factor	Factor																																																																										
MHz	dBuV/m	dBuV/m	dB	dBuV	dB/m	dB	dB	cm																																																																										
1	2422.00	92.98	-----	-----	80.81	32.30	6.65	32.78	6.00	388	233	AVERAGE																																																																						



Mode	34																																													
	Band Edge R																																													
	2400-2483.5_802.11ax HE40_CH03_2422MHz																																													
ANT	CDD 3+6																																													
Pol.	Vertical	Fundamental																																												
Peak	<table border="1"> <thead> <tr> <th>Limit</th> <th>Read</th> <th>Ant</th> <th>Cable</th> <th>Preamp</th> <th>Aux</th> <th>APos</th> <th>TPos</th> <th>Remark</th> </tr> <tr> <th>Freq</th> <th>Level</th> <th>Line</th> <th>Margin</th> <th>Level</th> <th>Factor</th> <th>Loss</th> <th>Factor</th> <th>Factor</th> <th>cm</th> <th>deg</th> </tr> <tr> <th>MHz</th> <th>dBuV/m</th> <th>dBuV/m</th> <th>dB</th> <th>dBuV</th> <th>dB/m</th> <th>dB</th> <th>dB</th> <th>dB</th> <th>cm</th> <th>deg</th> </tr> </thead> <tbody> <tr> <td>1</td> <td>2492.51</td> <td>55.79</td> <td>74.00</td> <td>-18.21</td> <td>43.15</td> <td>32.49</td> <td>6.75</td> <td>32.60</td> <td>6.00</td> <td>388</td> <td>233</td> <td>PEAK</td> </tr> </tbody> </table>	Limit	Read	Ant	Cable	Preamp	Aux	APos	TPos	Remark	Freq	Level	Line	Margin	Level	Factor	Loss	Factor	Factor	cm	deg	MHz	dBuV/m	dBuV/m	dB	dBuV	dB/m	dB	dB	dB	cm	deg	1	2492.51	55.79	74.00	-18.21	43.15	32.49	6.75	32.60	6.00	388	233	PEAK	Blank
Limit	Read	Ant	Cable	Preamp	Aux	APos	TPos	Remark																																						
Freq	Level	Line	Margin	Level	Factor	Loss	Factor	Factor	cm	deg																																				
MHz	dBuV/m	dBuV/m	dB	dBuV	dB/m	dB	dB	dB	cm	deg																																				
1	2492.51	55.79	74.00	-18.21	43.15	32.49	6.75	32.60	6.00	388	233	PEAK																																		
Avg	<table border="1"> <thead> <tr> <th>Limit</th> <th>Read</th> <th>Ant</th> <th>Cable</th> <th>Preamp</th> <th>Aux</th> <th>APos</th> <th>TPos</th> <th>Remark</th> </tr> <tr> <th>Freq</th> <th>Level</th> <th>Line</th> <th>Margin</th> <th>Level</th> <th>Factor</th> <th>Loss</th> <th>Factor</th> <th>Factor</th> <th>cm</th> <th>deg</th> </tr> <tr> <th>MHz</th> <th>dBuV/m</th> <th>dBuV/m</th> <th>dB</th> <th>dBuV</th> <th>dB/m</th> <th>dB</th> <th>dB</th> <th>dB</th> <th>cm</th> <th>deg</th> </tr> </thead> <tbody> <tr> <td>1</td> <td>2484.24</td> <td>43.53</td> <td>54.00</td> <td>-10.47</td> <td>30.97</td> <td>32.45</td> <td>6.73</td> <td>32.62</td> <td>6.00</td> <td>388</td> <td>233</td> <td>AVERAGE</td> </tr> </tbody> </table>	Limit	Read	Ant	Cable	Preamp	Aux	APos	TPos	Remark	Freq	Level	Line	Margin	Level	Factor	Loss	Factor	Factor	cm	deg	MHz	dBuV/m	dBuV/m	dB	dBuV	dB/m	dB	dB	dB	cm	deg	1	2484.24	43.53	54.00	-10.47	30.97	32.45	6.73	32.62	6.00	388	233	AVERAGE	Blank
Limit	Read	Ant	Cable	Preamp	Aux	APos	TPos	Remark																																						
Freq	Level	Line	Margin	Level	Factor	Loss	Factor	Factor	cm	deg																																				
MHz	dBuV/m	dBuV/m	dB	dBuV	dB/m	dB	dB	dB	cm	deg																																				
1	2484.24	43.53	54.00	-10.47	30.97	32.45	6.73	32.62	6.00	388	233	AVERAGE																																		



Mode	34																																																																																																									
	Harmonic																																																																																																									
	2400-2483.5_802.11ax HE40_CH03_2422MHz																																																																																																									
ANT	CDD 3+6																																																																																																									
Pol.	Horizontal	Vertical																																																																																																								
Peak Avg	<table border="1"> <thead> <tr> <th>Limit</th> <th>Read</th> <th>Ant</th> <th>Cable</th> <th>Preamp</th> <th>Aux</th> <th>APos</th> <th>TPos</th> </tr> <tr> <th>Freq</th> <th>Level</th> <th>Line Margin</th> <th>Level</th> <th>Factor</th> <th>Loss Factor</th> <th>Factor</th> <th>Remark</th> </tr> <tr> <th>MHz</th> <th>dBuV/m</th> <th>dBuV/m</th> <th>dB</th> <th>dBuV</th> <th>dB/m</th> <th>dB</th> <th>dB</th> <th>cm</th> <th>deg</th> </tr> </thead> <tbody> <tr> <td>1</td> <td>4844.00</td> <td>38.39</td> <td>74.00</td> <td>-35.61</td> <td>56.47</td> <td>34.22</td> <td>9.49</td> <td>61.79</td> <td>0.00</td> <td>300</td> <td>0</td> <td>PEAK</td> </tr> <tr> <td>2</td> <td>7266.00</td> <td>41.32</td> <td>74.00</td> <td>-32.68</td> <td>56.00</td> <td>35.70</td> <td>11.67</td> <td>62.05</td> <td>0.00</td> <td>300</td> <td>0</td> <td>PEAK</td> </tr> </tbody> </table>	Limit	Read	Ant	Cable	Preamp	Aux	APos	TPos	Freq	Level	Line Margin	Level	Factor	Loss Factor	Factor	Remark	MHz	dBuV/m	dBuV/m	dB	dBuV	dB/m	dB	dB	cm	deg	1	4844.00	38.39	74.00	-35.61	56.47	34.22	9.49	61.79	0.00	300	0	PEAK	2	7266.00	41.32	74.00	-32.68	56.00	35.70	11.67	62.05	0.00	300	0	PEAK	<table border="1"> <thead> <tr> <th>Limit</th> <th>Read</th> <th>Ant</th> <th>Cable</th> <th>Preamp</th> <th>Aux</th> <th>APos</th> <th>TPos</th> </tr> <tr> <th>Freq</th> <th>Level</th> <th>Line Margin</th> <th>Level</th> <th>Factor</th> <th>Loss Factor</th> <th>Factor</th> <th>Remark</th> </tr> <tr> <th>MHz</th> <th>dBuV/m</th> <th>dBuV/m</th> <th>dB</th> <th>dBuV</th> <th>dB/m</th> <th>dB</th> <th>dB</th> <th>cm</th> <th>deg</th> </tr> </thead> <tbody> <tr> <td>1</td> <td>4844.00</td> <td>38.66</td> <td>74.00</td> <td>-35.34</td> <td>56.74</td> <td>34.22</td> <td>9.49</td> <td>61.79</td> <td>0.00</td> <td>100</td> <td>0</td> <td>PEAK</td> </tr> <tr> <td>2</td> <td>7266.00</td> <td>40.11</td> <td>74.00</td> <td>-33.89</td> <td>54.79</td> <td>35.70</td> <td>11.67</td> <td>62.05</td> <td>0.00</td> <td>100</td> <td>0</td> <td>PEAK</td> </tr> </tbody> </table>	Limit	Read	Ant	Cable	Preamp	Aux	APos	TPos	Freq	Level	Line Margin	Level	Factor	Loss Factor	Factor	Remark	MHz	dBuV/m	dBuV/m	dB	dBuV	dB/m	dB	dB	cm	deg	1	4844.00	38.66	74.00	-35.34	56.74	34.22	9.49	61.79	0.00	100	0	PEAK	2	7266.00	40.11	74.00	-33.89	54.79	35.70	11.67	62.05	0.00	100	0	PEAK
Limit	Read	Ant	Cable	Preamp	Aux	APos	TPos																																																																																																			
Freq	Level	Line Margin	Level	Factor	Loss Factor	Factor	Remark																																																																																																			
MHz	dBuV/m	dBuV/m	dB	dBuV	dB/m	dB	dB	cm	deg																																																																																																	
1	4844.00	38.39	74.00	-35.61	56.47	34.22	9.49	61.79	0.00	300	0	PEAK																																																																																														
2	7266.00	41.32	74.00	-32.68	56.00	35.70	11.67	62.05	0.00	300	0	PEAK																																																																																														
Limit	Read	Ant	Cable	Preamp	Aux	APos	TPos																																																																																																			
Freq	Level	Line Margin	Level	Factor	Loss Factor	Factor	Remark																																																																																																			
MHz	dBuV/m	dBuV/m	dB	dBuV	dB/m	dB	dB	cm	deg																																																																																																	
1	4844.00	38.66	74.00	-35.34	56.74	34.22	9.49	61.79	0.00	100	0	PEAK																																																																																														
2	7266.00	40.11	74.00	-33.89	54.79	35.70	11.67	62.05	0.00	100	0	PEAK																																																																																														



Mode	35																																																																																			
	Band Edge L																																																																																			
	2400-2483.5_802.11ax HE40_CH06_2437MHz																																																																																			
ANT	CDD 3+6																																																																																			
Pol.	Horizontal	Fundamental																																																																																		
Peak	<table border="1"> <thead> <tr> <th>Limit</th> <th>Read</th> <th>Ant</th> <th>Cable</th> <th>Preamp</th> <th>Aux</th> <th>APos</th> <th>TPos</th> <th>Remark</th> </tr> <tr> <th>Freq</th> <th>Level</th> <th>Line</th> <th>Margin</th> <th>Level</th> <th>Factor</th> <th>Loss</th> <th>Factor</th> <th>Factor</th> </tr> <tr> <th>MHz</th> <th>dBuV/m</th> <th>dBuV/m</th> <th>dB</th> <th>dBuV</th> <th>dB/m</th> <th>dB</th> <th>dB</th> <th>cm</th> <th>deg</th> </tr> </thead> <tbody> <tr> <td>1</td> <td>2389.25</td> <td>60.76</td> <td>74.00</td> <td>-13.24</td> <td>48.74</td> <td>32.28</td> <td>6.60</td> <td>32.86</td> <td>6.00</td> <td>100</td> <td>157</td> <td>PEAK</td> </tr> </tbody> </table>	Limit	Read	Ant	Cable	Preamp	Aux	APos	TPos	Remark	Freq	Level	Line	Margin	Level	Factor	Loss	Factor	Factor	MHz	dBuV/m	dBuV/m	dB	dBuV	dB/m	dB	dB	cm	deg	1	2389.25	60.76	74.00	-13.24	48.74	32.28	6.60	32.86	6.00	100	157	PEAK	<table border="1"> <thead> <tr> <th>Limit</th> <th>Read</th> <th>Ant</th> <th>Cable</th> <th>Preamp</th> <th>Aux</th> <th>APos</th> <th>TPos</th> <th>Remark</th> </tr> <tr> <th>Freq</th> <th>Level</th> <th>Line</th> <th>Margin</th> <th>Level</th> <th>Factor</th> <th>Loss</th> <th>Factor</th> <th>Factor</th> </tr> <tr> <th>MHz</th> <th>dBuV/m</th> <th>dBuV/m</th> <th>dB</th> <th>dBuV</th> <th>dB/m</th> <th>dB</th> <th>dB</th> <th>cm</th> <th>deg</th> </tr> </thead> <tbody> <tr> <td>1</td> <td>2437.00</td> <td>103.32</td> <td>-----</td> <td>-----</td> <td>91.10</td> <td>32.30</td> <td>6.67</td> <td>32.75</td> <td>6.00</td> <td>100</td> <td>157</td> <td>PEAK</td> </tr> </tbody> </table>	Limit	Read	Ant	Cable	Preamp	Aux	APos	TPos	Remark	Freq	Level	Line	Margin	Level	Factor	Loss	Factor	Factor	MHz	dBuV/m	dBuV/m	dB	dBuV	dB/m	dB	dB	cm	deg	1	2437.00	103.32	-----	-----	91.10	32.30	6.67	32.75	6.00	100	157	PEAK
	Limit	Read	Ant	Cable	Preamp	Aux	APos	TPos	Remark																																																																											
Freq	Level	Line	Margin	Level	Factor	Loss	Factor	Factor																																																																												
MHz	dBuV/m	dBuV/m	dB	dBuV	dB/m	dB	dB	cm	deg																																																																											
1	2389.25	60.76	74.00	-13.24	48.74	32.28	6.60	32.86	6.00	100	157	PEAK																																																																								
Limit	Read	Ant	Cable	Preamp	Aux	APos	TPos	Remark																																																																												
Freq	Level	Line	Margin	Level	Factor	Loss	Factor	Factor																																																																												
MHz	dBuV/m	dBuV/m	dB	dBuV	dB/m	dB	dB	cm	deg																																																																											
1	2437.00	103.32	-----	-----	91.10	32.30	6.67	32.75	6.00	100	157	PEAK																																																																								
Avg	<table border="1"> <thead> <tr> <th>Limit</th> <th>Read</th> <th>Ant</th> <th>Cable</th> <th>Preamp</th> <th>Aux</th> <th>APos</th> <th>TPos</th> <th>Remark</th> </tr> <tr> <th>Freq</th> <th>Level</th> <th>Line</th> <th>Margin</th> <th>Level</th> <th>Factor</th> <th>Loss</th> <th>Factor</th> <th>Factor</th> </tr> <tr> <th>MHz</th> <th>dBuV/m</th> <th>dBuV/m</th> <th>dB</th> <th>dBuV</th> <th>dB/m</th> <th>dB</th> <th>dB</th> <th>cm</th> <th>deg</th> </tr> </thead> <tbody> <tr> <td>1</td> <td>2389.88</td> <td>48.54</td> <td>54.00</td> <td>-5.46</td> <td>36.52</td> <td>32.28</td> <td>6.60</td> <td>32.86</td> <td>6.00</td> <td>100</td> <td>157</td> <td>AVERAGE</td> </tr> </tbody> </table>	Limit	Read	Ant	Cable	Preamp	Aux	APos	TPos	Remark	Freq	Level	Line	Margin	Level	Factor	Loss	Factor	Factor	MHz	dBuV/m	dBuV/m	dB	dBuV	dB/m	dB	dB	cm	deg	1	2389.88	48.54	54.00	-5.46	36.52	32.28	6.60	32.86	6.00	100	157	AVERAGE	<table border="1"> <thead> <tr> <th>Limit</th> <th>Read</th> <th>Ant</th> <th>Cable</th> <th>Preamp</th> <th>Aux</th> <th>APos</th> <th>TPos</th> <th>Remark</th> </tr> <tr> <th>Freq</th> <th>Level</th> <th>Line</th> <th>Margin</th> <th>Level</th> <th>Factor</th> <th>Loss</th> <th>Factor</th> <th>Factor</th> </tr> <tr> <th>MHz</th> <th>dBuV/m</th> <th>dBuV/m</th> <th>dB</th> <th>dBuV</th> <th>dB/m</th> <th>dB</th> <th>dB</th> <th>cm</th> <th>deg</th> </tr> </thead> <tbody> <tr> <td>1</td> <td>2437.00</td> <td>93.44</td> <td>-----</td> <td>-----</td> <td>81.22</td> <td>32.30</td> <td>6.67</td> <td>32.75</td> <td>6.00</td> <td>100</td> <td>157</td> <td>AVERAGE</td> </tr> </tbody> </table>	Limit	Read	Ant	Cable	Preamp	Aux	APos	TPos	Remark	Freq	Level	Line	Margin	Level	Factor	Loss	Factor	Factor	MHz	dBuV/m	dBuV/m	dB	dBuV	dB/m	dB	dB	cm	deg	1	2437.00	93.44	-----	-----	81.22	32.30	6.67	32.75	6.00	100	157	AVERAGE
Limit	Read	Ant	Cable	Preamp	Aux	APos	TPos	Remark																																																																												
Freq	Level	Line	Margin	Level	Factor	Loss	Factor	Factor																																																																												
MHz	dBuV/m	dBuV/m	dB	dBuV	dB/m	dB	dB	cm	deg																																																																											
1	2389.88	48.54	54.00	-5.46	36.52	32.28	6.60	32.86	6.00	100	157	AVERAGE																																																																								
Limit	Read	Ant	Cable	Preamp	Aux	APos	TPos	Remark																																																																												
Freq	Level	Line	Margin	Level	Factor	Loss	Factor	Factor																																																																												
MHz	dBuV/m	dBuV/m	dB	dBuV	dB/m	dB	dB	cm	deg																																																																											
1	2437.00	93.44	-----	-----	81.22	32.30	6.67	32.75	6.00	100	157	AVERAGE																																																																								



Mode	35																																														
	Band Edge R																																														
	2400-2483.5_802.11ax HE40_CH06_2437MHz																																														
ANT	CDD 3+6																																														
Pol.	Horizontal	Fundamental																																													
Peak	<table border="1"> <thead> <tr> <th>Limit</th> <th>Read</th> <th>Ant</th> <th>Cable</th> <th>Preamp</th> <th>Aux</th> <th>APos</th> <th>TPos</th> <th>Remark</th> </tr> <tr> <th>Freq</th> <th>Level</th> <th>Line</th> <th>Margin</th> <th>Level</th> <th>Factor</th> <th>Loss</th> <th>Factor</th> <th>Factor</th> </tr> <tr> <th>MHz</th> <th>dBuV/m</th> <th>dBuV/m</th> <th>dB</th> <th>dBuV</th> <th>dB/m</th> <th>dB</th> <th>dB</th> <th>dB</th> </tr> </thead> <tbody> <tr> <td>1 2483.56</td> <td>60.22</td> <td>74.00</td> <td>-13.78</td> <td>47.67</td> <td>32.45</td> <td>6.73</td> <td>32.63</td> <td>6.00</td> </tr> <tr> <td></td> <td></td> <td></td> <td></td> <td></td> <td></td> <td></td> <td></td> <td>100 157 PEAK</td> </tr> </tbody> </table>	Limit	Read	Ant	Cable	Preamp	Aux	APos	TPos	Remark	Freq	Level	Line	Margin	Level	Factor	Loss	Factor	Factor	MHz	dBuV/m	dBuV/m	dB	dBuV	dB/m	dB	dB	dB	1 2483.56	60.22	74.00	-13.78	47.67	32.45	6.73	32.63	6.00									100 157 PEAK	Blank
Limit	Read	Ant	Cable	Preamp	Aux	APos	TPos	Remark																																							
Freq	Level	Line	Margin	Level	Factor	Loss	Factor	Factor																																							
MHz	dBuV/m	dBuV/m	dB	dBuV	dB/m	dB	dB	dB																																							
1 2483.56	60.22	74.00	-13.78	47.67	32.45	6.73	32.63	6.00																																							
								100 157 PEAK																																							
Avg	<table border="1"> <thead> <tr> <th>Limit</th> <th>Read</th> <th>Ant</th> <th>Cable</th> <th>Preamp</th> <th>Aux</th> <th>APos</th> <th>TPos</th> <th>Remark</th> </tr> <tr> <th>Freq</th> <th>Level</th> <th>Line</th> <th>Margin</th> <th>Level</th> <th>Factor</th> <th>Loss</th> <th>Factor</th> <th>Factor</th> </tr> <tr> <th>MHz</th> <th>dBuV/m</th> <th>dBuV/m</th> <th>dB</th> <th>dBuV</th> <th>dB/m</th> <th>dB</th> <th>dB</th> <th>dB</th> </tr> </thead> <tbody> <tr> <td>1 2483.56</td> <td>47.83</td> <td>54.00</td> <td>-6.17</td> <td>35.28</td> <td>32.45</td> <td>6.73</td> <td>32.63</td> <td>6.00</td> </tr> <tr> <td></td> <td></td> <td></td> <td></td> <td></td> <td></td> <td></td> <td></td> <td>100 157 AVERAGE</td> </tr> </tbody> </table>	Limit	Read	Ant	Cable	Preamp	Aux	APos	TPos	Remark	Freq	Level	Line	Margin	Level	Factor	Loss	Factor	Factor	MHz	dBuV/m	dBuV/m	dB	dBuV	dB/m	dB	dB	dB	1 2483.56	47.83	54.00	-6.17	35.28	32.45	6.73	32.63	6.00									100 157 AVERAGE	Blank
Limit	Read	Ant	Cable	Preamp	Aux	APos	TPos	Remark																																							
Freq	Level	Line	Margin	Level	Factor	Loss	Factor	Factor																																							
MHz	dBuV/m	dBuV/m	dB	dBuV	dB/m	dB	dB	dB																																							
1 2483.56	47.83	54.00	-6.17	35.28	32.45	6.73	32.63	6.00																																							
								100 157 AVERAGE																																							



		35																																																																																						
Mode	Band Edge L																																																																																							
	2400-2483.5_802.11ax HE40_CH06_2437MHz																																																																																							
ANT	CDD 3+6																																																																																							
Pol.	Vertical	Fundamental																																																																																						
Peak	<table border="1"> <thead> <tr> <th>Limit</th> <th>Read</th> <th>Ant</th> <th>Cable</th> <th>Preamp</th> <th>Aux</th> <th>APos</th> <th>TPos</th> <th colspan="2">Remark</th> </tr> <tr> <th>Freq</th> <th>Level</th> <th>Line</th> <th>Margin</th> <th>Level</th> <th>Factor</th> <th>Loss</th> <th>Factor</th> <th>Factor</th> <th></th> </tr> <tr> <th>MHz</th> <th>dBuV/m</th> <th>dBuV/m</th> <th>dB</th> <th>dBuV</th> <th>dB/m</th> <th>dB</th> <th>dB</th> <th>cm</th> <th>deg</th> </tr> </thead> <tbody> <tr> <td>1</td> <td>2389.50</td> <td>61.84</td> <td>74.00</td> <td>-12.16</td> <td>49.82</td> <td>32.28</td> <td>6.60</td> <td>32.86</td> <td>6.00</td> <td>382</td> <td>220</td> <td>PEAK</td> </tr> </tbody> </table>	Limit	Read	Ant	Cable	Preamp	Aux	APos	TPos	Remark		Freq	Level	Line	Margin	Level	Factor	Loss	Factor	Factor		MHz	dBuV/m	dBuV/m	dB	dBuV	dB/m	dB	dB	cm	deg	1	2389.50	61.84	74.00	-12.16	49.82	32.28	6.60	32.86	6.00	382	220	PEAK	<table border="1"> <thead> <tr> <th>Limit</th> <th>Read</th> <th>Ant</th> <th>Cable</th> <th>Preamp</th> <th>Aux</th> <th>APos</th> <th>TPos</th> <th colspan="2">Remark</th> </tr> <tr> <th>Freq</th> <th>Level</th> <th>Line</th> <th>Margin</th> <th>Level</th> <th>Factor</th> <th>Loss</th> <th>Factor</th> <th>Factor</th> <th></th> </tr> <tr> <th>MHz</th> <th>dBuV/m</th> <th>dBuV/m</th> <th>dB</th> <th>dBuV</th> <th>dB/m</th> <th>dB</th> <th>dB</th> <th>cm</th> <th>deg</th> </tr> </thead> <tbody> <tr> <td>1</td> <td>2437.00</td> <td>105.44</td> <td>-----</td> <td>-----</td> <td>93.20</td> <td>32.30</td> <td>6.68</td> <td>32.74</td> <td>6.00</td> <td>382</td> <td>220</td> <td>PEAK</td> </tr> </tbody> </table>	Limit	Read	Ant	Cable	Preamp	Aux	APos	TPos	Remark		Freq	Level	Line	Margin	Level	Factor	Loss	Factor	Factor		MHz	dBuV/m	dBuV/m	dB	dBuV	dB/m	dB	dB	cm	deg	1	2437.00	105.44	-----	-----	93.20	32.30	6.68	32.74	6.00	382	220	PEAK
	Limit	Read	Ant	Cable	Preamp	Aux	APos	TPos	Remark																																																																															
Freq	Level	Line	Margin	Level	Factor	Loss	Factor	Factor																																																																																
MHz	dBuV/m	dBuV/m	dB	dBuV	dB/m	dB	dB	cm	deg																																																																															
1	2389.50	61.84	74.00	-12.16	49.82	32.28	6.60	32.86	6.00	382	220	PEAK																																																																												
Limit	Read	Ant	Cable	Preamp	Aux	APos	TPos	Remark																																																																																
Freq	Level	Line	Margin	Level	Factor	Loss	Factor	Factor																																																																																
MHz	dBuV/m	dBuV/m	dB	dBuV	dB/m	dB	dB	cm	deg																																																																															
1	2437.00	105.44	-----	-----	93.20	32.30	6.68	32.74	6.00	382	220	PEAK																																																																												
Avg	<table border="1"> <thead> <tr> <th>Limit</th> <th>Read</th> <th>Ant</th> <th>Cable</th> <th>Preamp</th> <th>Aux</th> <th>APos</th> <th>TPos</th> <th colspan="2">Remark</th> </tr> <tr> <th>Freq</th> <th>Level</th> <th>Line</th> <th>Margin</th> <th>Level</th> <th>Factor</th> <th>Loss</th> <th>Factor</th> <th>Factor</th> <th></th> </tr> <tr> <th>MHz</th> <th>dBuV/m</th> <th>dBuV/m</th> <th>dB</th> <th>dBuV</th> <th>dB/m</th> <th>dB</th> <th>dB</th> <th>cm</th> <th>deg</th> </tr> </thead> <tbody> <tr> <td>1</td> <td>2389.88</td> <td>48.63</td> <td>54.00</td> <td>-5.37</td> <td>36.61</td> <td>32.28</td> <td>6.60</td> <td>32.86</td> <td>6.00</td> <td>382</td> <td>220</td> <td>AVERAGE</td> </tr> </tbody> </table>	Limit	Read	Ant	Cable	Preamp	Aux	APos	TPos	Remark		Freq	Level	Line	Margin	Level	Factor	Loss	Factor	Factor		MHz	dBuV/m	dBuV/m	dB	dBuV	dB/m	dB	dB	cm	deg	1	2389.88	48.63	54.00	-5.37	36.61	32.28	6.60	32.86	6.00	382	220	AVERAGE	<table border="1"> <thead> <tr> <th>Limit</th> <th>Read</th> <th>Ant</th> <th>Cable</th> <th>Preamp</th> <th>Aux</th> <th>APos</th> <th>TPos</th> <th colspan="2">Remark</th> </tr> <tr> <th>Freq</th> <th>Level</th> <th>Line</th> <th>Margin</th> <th>Level</th> <th>Factor</th> <th>Loss</th> <th>Factor</th> <th>Factor</th> <th></th> </tr> <tr> <th>MHz</th> <th>dBuV/m</th> <th>dBuV/m</th> <th>dB</th> <th>dBuV</th> <th>dB/m</th> <th>dB</th> <th>dB</th> <th>cm</th> <th>deg</th> </tr> </thead> <tbody> <tr> <td>1</td> <td>2437.00</td> <td>95.05</td> <td>-----</td> <td>-----</td> <td>82.83</td> <td>32.30</td> <td>6.67</td> <td>32.75</td> <td>6.00</td> <td>382</td> <td>220</td> <td>AVERAGE</td> </tr> </tbody> </table>	Limit	Read	Ant	Cable	Preamp	Aux	APos	TPos	Remark		Freq	Level	Line	Margin	Level	Factor	Loss	Factor	Factor		MHz	dBuV/m	dBuV/m	dB	dBuV	dB/m	dB	dB	cm	deg	1	2437.00	95.05	-----	-----	82.83	32.30	6.67	32.75	6.00	382	220	AVERAGE
	Limit	Read	Ant	Cable	Preamp	Aux	APos	TPos	Remark																																																																															
Freq	Level	Line	Margin	Level	Factor	Loss	Factor	Factor																																																																																
MHz	dBuV/m	dBuV/m	dB	dBuV	dB/m	dB	dB	cm	deg																																																																															
1	2389.88	48.63	54.00	-5.37	36.61	32.28	6.60	32.86	6.00	382	220	AVERAGE																																																																												
Limit	Read	Ant	Cable	Preamp	Aux	APos	TPos	Remark																																																																																
Freq	Level	Line	Margin	Level	Factor	Loss	Factor	Factor																																																																																
MHz	dBuV/m	dBuV/m	dB	dBuV	dB/m	dB	dB	cm	deg																																																																															
1	2437.00	95.05	-----	-----	82.83	32.30	6.67	32.75	6.00	382	220	AVERAGE																																																																												



Mode	35																																																									
	Band Edge R																																																									
	2400-2483.5_802.11ax HE40_CH06_2437MHz																																																									
ANT	CDD 3+6																																																									
Pol.	Vertical	Fundamental																																																								
Peak	<table border="1"> <thead> <tr> <th>Limit</th> <th>Read</th> <th>Ant</th> <th>Cable</th> <th>Preamp</th> <th>Aux</th> <th>APos</th> <th>TPos</th> </tr> <tr> <th>Freq</th> <th>Level</th> <th>Line</th> <th>Margin</th> <th>Level</th> <th>Factor</th> <th>Loss</th> <th>Factor</th> </tr> <tr> <th>MHz</th> <th>dBuV/m</th> <th>dBuV/m</th> <th>dB</th> <th>dBuV</th> <th>dB/m</th> <th>dB</th> <th>dB</th> </tr> </thead> <tbody> <tr> <td>1 2484.50</td> <td>58.36</td> <td>74.00</td> <td>-15.64</td> <td>45.80</td> <td>32.45</td> <td>6.73</td> <td>32.62</td> </tr> <tr> <td></td> <td></td> <td></td> <td></td> <td></td> <td></td> <td>6.00</td> <td>382</td> </tr> <tr> <td></td> <td></td> <td></td> <td></td> <td></td> <td></td> <td></td> <td>220</td> </tr> <tr> <td></td> <td></td> <td></td> <td></td> <td></td> <td></td> <td></td> <td>PEAK</td> </tr> </tbody> </table>	Limit	Read	Ant	Cable	Preamp	Aux	APos	TPos	Freq	Level	Line	Margin	Level	Factor	Loss	Factor	MHz	dBuV/m	dBuV/m	dB	dBuV	dB/m	dB	dB	1 2484.50	58.36	74.00	-15.64	45.80	32.45	6.73	32.62							6.00	382								220								PEAK	Blank
Limit	Read	Ant	Cable	Preamp	Aux	APos	TPos																																																			
Freq	Level	Line	Margin	Level	Factor	Loss	Factor																																																			
MHz	dBuV/m	dBuV/m	dB	dBuV	dB/m	dB	dB																																																			
1 2484.50	58.36	74.00	-15.64	45.80	32.45	6.73	32.62																																																			
						6.00	382																																																			
							220																																																			
							PEAK																																																			
Avg	<table border="1"> <thead> <tr> <th>Limit</th> <th>Read</th> <th>Ant</th> <th>Cable</th> <th>Preamp</th> <th>Aux</th> <th>APos</th> <th>TPos</th> </tr> <tr> <th>Freq</th> <th>Level</th> <th>Line</th> <th>Margin</th> <th>Level</th> <th>Factor</th> <th>Loss</th> <th>Factor</th> </tr> <tr> <th>MHz</th> <th>dBuV/m</th> <th>dBuV/m</th> <th>dB</th> <th>dBuV</th> <th>dB/m</th> <th>dB</th> <th>dB</th> </tr> </thead> <tbody> <tr> <td>1 2483.56</td> <td>47.06</td> <td>54.00</td> <td>-6.94</td> <td>34.51</td> <td>32.45</td> <td>6.73</td> <td>32.63</td> </tr> <tr> <td></td> <td></td> <td></td> <td></td> <td></td> <td></td> <td>6.00</td> <td>382</td> </tr> <tr> <td></td> <td></td> <td></td> <td></td> <td></td> <td></td> <td></td> <td>220</td> </tr> <tr> <td></td> <td></td> <td></td> <td></td> <td></td> <td></td> <td></td> <td>AVERAGE</td> </tr> </tbody> </table>	Limit	Read	Ant	Cable	Preamp	Aux	APos	TPos	Freq	Level	Line	Margin	Level	Factor	Loss	Factor	MHz	dBuV/m	dBuV/m	dB	dBuV	dB/m	dB	dB	1 2483.56	47.06	54.00	-6.94	34.51	32.45	6.73	32.63							6.00	382								220								AVERAGE	Blank
Limit	Read	Ant	Cable	Preamp	Aux	APos	TPos																																																			
Freq	Level	Line	Margin	Level	Factor	Loss	Factor																																																			
MHz	dBuV/m	dBuV/m	dB	dBuV	dB/m	dB	dB																																																			
1 2483.56	47.06	54.00	-6.94	34.51	32.45	6.73	32.63																																																			
						6.00	382																																																			
							220																																																			
							AVERAGE																																																			



Mode	35																																																																																																									
	Harmonic																																																																																																									
	2400-2483.5_802.11ax HE40_CH06_2437MHz																																																																																																									
ANT	CDD 3+6																																																																																																									
Pol.	Horizontal	Vertical																																																																																																								
Peak Avg	<table border="1"> <thead> <tr> <th>Limit</th> <th>Read</th> <th>Ant</th> <th>Cable</th> <th>Preamp</th> <th>Aux</th> <th>APos</th> <th>TPos</th> </tr> <tr> <th>Freq</th> <th>Level</th> <th>Line Margin</th> <th>Level</th> <th>Factor</th> <th>Loss Factor</th> <th>Factor</th> <th>Remark</th> </tr> <tr> <th>MHz</th> <th>dBuV/m</th> <th>dBuV/m</th> <th>dB</th> <th>dBuV</th> <th>dB/m</th> <th>dB</th> <th>dB</th> <th>cm</th> <th>deg</th> </tr> </thead> <tbody> <tr> <td>1</td> <td>4874.00</td> <td>38.03</td> <td>74.00</td> <td>-35.97</td> <td>56.14</td> <td>34.14</td> <td>9.52</td> <td>61.77</td> <td>0.00</td> <td>300</td> <td>0</td> <td>PEAK</td> </tr> <tr> <td>2</td> <td>7311.00</td> <td>41.19</td> <td>74.00</td> <td>-32.81</td> <td>55.86</td> <td>35.70</td> <td>11.69</td> <td>62.06</td> <td>0.00</td> <td>300</td> <td>0</td> <td>PEAK</td> </tr> </tbody> </table>	Limit	Read	Ant	Cable	Preamp	Aux	APos	TPos	Freq	Level	Line Margin	Level	Factor	Loss Factor	Factor	Remark	MHz	dBuV/m	dBuV/m	dB	dBuV	dB/m	dB	dB	cm	deg	1	4874.00	38.03	74.00	-35.97	56.14	34.14	9.52	61.77	0.00	300	0	PEAK	2	7311.00	41.19	74.00	-32.81	55.86	35.70	11.69	62.06	0.00	300	0	PEAK	<table border="1"> <thead> <tr> <th>Limit</th> <th>Read</th> <th>Ant</th> <th>Cable</th> <th>Preamp</th> <th>Aux</th> <th>APos</th> <th>TPos</th> </tr> <tr> <th>Freq</th> <th>Level</th> <th>Line Margin</th> <th>Level</th> <th>Factor</th> <th>Loss Factor</th> <th>Factor</th> <th>Remark</th> </tr> <tr> <th>MHz</th> <th>dBuV/m</th> <th>dBuV/m</th> <th>dB</th> <th>dBuV</th> <th>dB/m</th> <th>dB</th> <th>dB</th> <th>cm</th> <th>deg</th> </tr> </thead> <tbody> <tr> <td>1</td> <td>4874.00</td> <td>38.91</td> <td>74.00</td> <td>-35.09</td> <td>57.02</td> <td>34.14</td> <td>9.52</td> <td>61.77</td> <td>0.00</td> <td>100</td> <td>0</td> <td>PEAK</td> </tr> <tr> <td>2</td> <td>7311.00</td> <td>41.34</td> <td>74.00</td> <td>-32.66</td> <td>56.01</td> <td>35.70</td> <td>11.69</td> <td>62.06</td> <td>0.00</td> <td>100</td> <td>0</td> <td>PEAK</td> </tr> </tbody> </table>	Limit	Read	Ant	Cable	Preamp	Aux	APos	TPos	Freq	Level	Line Margin	Level	Factor	Loss Factor	Factor	Remark	MHz	dBuV/m	dBuV/m	dB	dBuV	dB/m	dB	dB	cm	deg	1	4874.00	38.91	74.00	-35.09	57.02	34.14	9.52	61.77	0.00	100	0	PEAK	2	7311.00	41.34	74.00	-32.66	56.01	35.70	11.69	62.06	0.00	100	0	PEAK
Limit	Read	Ant	Cable	Preamp	Aux	APos	TPos																																																																																																			
Freq	Level	Line Margin	Level	Factor	Loss Factor	Factor	Remark																																																																																																			
MHz	dBuV/m	dBuV/m	dB	dBuV	dB/m	dB	dB	cm	deg																																																																																																	
1	4874.00	38.03	74.00	-35.97	56.14	34.14	9.52	61.77	0.00	300	0	PEAK																																																																																														
2	7311.00	41.19	74.00	-32.81	55.86	35.70	11.69	62.06	0.00	300	0	PEAK																																																																																														
Limit	Read	Ant	Cable	Preamp	Aux	APos	TPos																																																																																																			
Freq	Level	Line Margin	Level	Factor	Loss Factor	Factor	Remark																																																																																																			
MHz	dBuV/m	dBuV/m	dB	dBuV	dB/m	dB	dB	cm	deg																																																																																																	
1	4874.00	38.91	74.00	-35.09	57.02	34.14	9.52	61.77	0.00	100	0	PEAK																																																																																														
2	7311.00	41.34	74.00	-32.66	56.01	35.70	11.69	62.06	0.00	100	0	PEAK																																																																																														



Mode	36																																																																																			
	Band Edge L																																																																																			
	2400-2483.5_802.11ax HE40_CH09_2452MHz																																																																																			
ANT	CDD 3+6																																																																																			
Pol.	Horizontal	Fundamental																																																																																		
Peak	<table border="1"> <thead> <tr> <th>Limit</th> <th>Read</th> <th>Ant</th> <th>Cable</th> <th>Preamp</th> <th>Aux</th> <th>APos</th> <th>TPos</th> <th>Remark</th> </tr> <tr> <th>Freq</th> <th>Level</th> <th>Line Margin</th> <th>Level Factor</th> <th>Loss Factor</th> <th>Factor</th> <th>Factor</th> <th>Factor</th> <th></th> </tr> <tr> <th>MHz</th> <th>dBuV/m</th> <th>dBuV/m</th> <th>dB</th> <th>dBuV</th> <th>dB/m</th> <th>dB</th> <th>dB</th> <th>cm</th> <th>deg</th> </tr> </thead> <tbody> <tr> <td>1</td> <td>2365.81</td> <td>54.73</td> <td>74.00</td> <td>-19.27</td> <td>42.87</td> <td>32.19</td> <td>6.57</td> <td>32.90</td> <td>6.00</td> <td>134</td> <td>360</td> <td>PEAK</td> </tr> </tbody> </table>	Limit	Read	Ant	Cable	Preamp	Aux	APos	TPos	Remark	Freq	Level	Line Margin	Level Factor	Loss Factor	Factor	Factor	Factor		MHz	dBuV/m	dBuV/m	dB	dBuV	dB/m	dB	dB	cm	deg	1	2365.81	54.73	74.00	-19.27	42.87	32.19	6.57	32.90	6.00	134	360	PEAK	<table border="1"> <thead> <tr> <th>Limit</th> <th>Read</th> <th>Ant</th> <th>Cable</th> <th>Preamp</th> <th>Aux</th> <th>APos</th> <th>TPos</th> <th>Remark</th> </tr> <tr> <th>Freq</th> <th>Level</th> <th>Line Margin</th> <th>Level Factor</th> <th>Loss Factor</th> <th>Factor</th> <th>Factor</th> <th>Factor</th> <th></th> </tr> <tr> <th>MHz</th> <th>dBuV/m</th> <th>dBuV/m</th> <th>dB</th> <th>dBuV</th> <th>dB/m</th> <th>dB</th> <th>dB</th> <th>cm</th> <th>deg</th> </tr> </thead> <tbody> <tr> <td>1</td> <td>2452.00</td> <td>102.57</td> <td>-----</td> <td>-----</td> <td>90.24</td> <td>32.34</td> <td>6.69</td> <td>32.70</td> <td>6.00</td> <td>134</td> <td>360</td> <td>PEAK</td> </tr> </tbody> </table>	Limit	Read	Ant	Cable	Preamp	Aux	APos	TPos	Remark	Freq	Level	Line Margin	Level Factor	Loss Factor	Factor	Factor	Factor		MHz	dBuV/m	dBuV/m	dB	dBuV	dB/m	dB	dB	cm	deg	1	2452.00	102.57	-----	-----	90.24	32.34	6.69	32.70	6.00	134	360	PEAK
	Limit	Read	Ant	Cable	Preamp	Aux	APos	TPos	Remark																																																																											
Freq	Level	Line Margin	Level Factor	Loss Factor	Factor	Factor	Factor																																																																													
MHz	dBuV/m	dBuV/m	dB	dBuV	dB/m	dB	dB	cm	deg																																																																											
1	2365.81	54.73	74.00	-19.27	42.87	32.19	6.57	32.90	6.00	134	360	PEAK																																																																								
Limit	Read	Ant	Cable	Preamp	Aux	APos	TPos	Remark																																																																												
Freq	Level	Line Margin	Level Factor	Loss Factor	Factor	Factor	Factor																																																																													
MHz	dBuV/m	dBuV/m	dB	dBuV	dB/m	dB	dB	cm	deg																																																																											
1	2452.00	102.57	-----	-----	90.24	32.34	6.69	32.70	6.00	134	360	PEAK																																																																								
Avg	<table border="1"> <thead> <tr> <th>Limit</th> <th>Read</th> <th>Ant</th> <th>Cable</th> <th>Preamp</th> <th>Aux</th> <th>APos</th> <th>TPos</th> <th>Remark</th> </tr> <tr> <th>Freq</th> <th>Level</th> <th>Line Margin</th> <th>Level Factor</th> <th>Loss Factor</th> <th>Factor</th> <th>Factor</th> <th>Factor</th> <th></th> </tr> <tr> <th>MHz</th> <th>dBuV/m</th> <th>dBuV/m</th> <th>dB</th> <th>dBuV</th> <th>dB/m</th> <th>dB</th> <th>dB</th> <th>cm</th> <th>deg</th> </tr> </thead> <tbody> <tr> <td>1</td> <td>2389.95</td> <td>42.97</td> <td>54.00</td> <td>-11.03</td> <td>30.95</td> <td>32.28</td> <td>6.60</td> <td>32.86</td> <td>6.00</td> <td>134</td> <td>360</td> <td>AVERAGE</td> </tr> </tbody> </table>	Limit	Read	Ant	Cable	Preamp	Aux	APos	TPos	Remark	Freq	Level	Line Margin	Level Factor	Loss Factor	Factor	Factor	Factor		MHz	dBuV/m	dBuV/m	dB	dBuV	dB/m	dB	dB	cm	deg	1	2389.95	42.97	54.00	-11.03	30.95	32.28	6.60	32.86	6.00	134	360	AVERAGE	<table border="1"> <thead> <tr> <th>Limit</th> <th>Read</th> <th>Ant</th> <th>Cable</th> <th>Preamp</th> <th>Aux</th> <th>APos</th> <th>TPos</th> <th>Remark</th> </tr> <tr> <th>Freq</th> <th>Level</th> <th>Line Margin</th> <th>Level Factor</th> <th>Loss Factor</th> <th>Factor</th> <th>Factor</th> <th>Factor</th> <th></th> </tr> <tr> <th>MHz</th> <th>dBuV/m</th> <th>dBuV/m</th> <th>dB</th> <th>dBuV</th> <th>dB/m</th> <th>dB</th> <th>dB</th> <th>cm</th> <th>deg</th> </tr> </thead> <tbody> <tr> <td>1</td> <td>2452.00</td> <td>93.01</td> <td>-----</td> <td>-----</td> <td>80.68</td> <td>32.34</td> <td>6.69</td> <td>32.70</td> <td>6.00</td> <td>134</td> <td>360</td> <td>AVERAGE</td> </tr> </tbody> </table>	Limit	Read	Ant	Cable	Preamp	Aux	APos	TPos	Remark	Freq	Level	Line Margin	Level Factor	Loss Factor	Factor	Factor	Factor		MHz	dBuV/m	dBuV/m	dB	dBuV	dB/m	dB	dB	cm	deg	1	2452.00	93.01	-----	-----	80.68	32.34	6.69	32.70	6.00	134	360	AVERAGE
Limit	Read	Ant	Cable	Preamp	Aux	APos	TPos	Remark																																																																												
Freq	Level	Line Margin	Level Factor	Loss Factor	Factor	Factor	Factor																																																																													
MHz	dBuV/m	dBuV/m	dB	dBuV	dB/m	dB	dB	cm	deg																																																																											
1	2389.95	42.97	54.00	-11.03	30.95	32.28	6.60	32.86	6.00	134	360	AVERAGE																																																																								
Limit	Read	Ant	Cable	Preamp	Aux	APos	TPos	Remark																																																																												
Freq	Level	Line Margin	Level Factor	Loss Factor	Factor	Factor	Factor																																																																													
MHz	dBuV/m	dBuV/m	dB	dBuV	dB/m	dB	dB	cm	deg																																																																											
1	2452.00	93.01	-----	-----	80.68	32.34	6.69	32.70	6.00	134	360	AVERAGE																																																																								



	36																																								
Mode	Band Edge R																																								
	2400-2483.5_802.11ax HE40_CH09_2452MHz																																								
ANT	CDD 3+6																																								
Pol.	Horizontal	Fundamental																																							
Peak	<table border="1" data-bbox="268 1128 775 1249"> <thead> <tr> <th>Limit</th> <th>Read</th> <th>Ant</th> <th>Cable</th> <th>Preamp</th> <th>Aux</th> <th>APos</th> <th>TPos</th> <th>Remark</th> </tr> <tr> <th>Freq</th> <th>Level</th> <th>Line Margin</th> <th>Level</th> <th>Factor</th> <th>Loss Factor</th> <th>Factor</th> <th></th> <th></th> </tr> <tr> <th>MHz</th> <th>dBuV/m</th> <th>dBuV/m</th> <th>dB</th> <th>dBuV</th> <th>dB/m</th> <th>dB</th> <th>dB</th> <th>cm</th> <th>deg</th> </tr> </thead> <tbody> <tr> <td>1 2483.82</td> <td>62.64</td> <td>74.00</td> <td>-11.36</td> <td>50.08</td> <td>32.45</td> <td>6.73</td> <td>32.62</td> <td>6.00</td> <td>134</td> <td>360 PEAK</td> </tr> </tbody> </table>	Limit	Read	Ant	Cable	Preamp	Aux	APos	TPos	Remark	Freq	Level	Line Margin	Level	Factor	Loss Factor	Factor			MHz	dBuV/m	dBuV/m	dB	dBuV	dB/m	dB	dB	cm	deg	1 2483.82	62.64	74.00	-11.36	50.08	32.45	6.73	32.62	6.00	134	360 PEAK	Blank
Limit	Read	Ant	Cable	Preamp	Aux	APos	TPos	Remark																																	
Freq	Level	Line Margin	Level	Factor	Loss Factor	Factor																																			
MHz	dBuV/m	dBuV/m	dB	dBuV	dB/m	dB	dB	cm	deg																																
1 2483.82	62.64	74.00	-11.36	50.08	32.45	6.73	32.62	6.00	134	360 PEAK																															
Avg	<table border="1" data-bbox="268 1805 775 1926"> <thead> <tr> <th>Limit</th> <th>Read</th> <th>Ant</th> <th>Cable</th> <th>Preamp</th> <th>Aux</th> <th>APos</th> <th>TPos</th> <th>Remark</th> </tr> <tr> <th>Freq</th> <th>Level</th> <th>Line Margin</th> <th>Level</th> <th>Factor</th> <th>Loss Factor</th> <th>Factor</th> <th></th> <th></th> </tr> <tr> <th>MHz</th> <th>dBuV/m</th> <th>dBuV/m</th> <th>dB</th> <th>dBuV</th> <th>dB/m</th> <th>dB</th> <th>dB</th> <th>cm</th> <th>deg</th> </tr> </thead> <tbody> <tr> <td>1 2483.54</td> <td>49.37</td> <td>54.00</td> <td>-4.63</td> <td>36.82</td> <td>32.45</td> <td>6.73</td> <td>32.63</td> <td>6.00</td> <td>134</td> <td>360 AVERAGE</td> </tr> </tbody> </table>	Limit	Read	Ant	Cable	Preamp	Aux	APos	TPos	Remark	Freq	Level	Line Margin	Level	Factor	Loss Factor	Factor			MHz	dBuV/m	dBuV/m	dB	dBuV	dB/m	dB	dB	cm	deg	1 2483.54	49.37	54.00	-4.63	36.82	32.45	6.73	32.63	6.00	134	360 AVERAGE	Blank
Limit	Read	Ant	Cable	Preamp	Aux	APos	TPos	Remark																																	
Freq	Level	Line Margin	Level	Factor	Loss Factor	Factor																																			
MHz	dBuV/m	dBuV/m	dB	dBuV	dB/m	dB	dB	cm	deg																																
1 2483.54	49.37	54.00	-4.63	36.82	32.45	6.73	32.63	6.00	134	360 AVERAGE																															



		36																																																																																								
Mode	Band Edge L																																																																																									
	2400-2483.5_802.11ax HE40_CH09_2452MHz																																																																																									
ANT	CDD 3+6																																																																																									
Pol.	Vertical	Fundamental																																																																																								
Peak	<table border="1"> <thead> <tr> <th>Limit</th> <th>Read</th> <th>Ant</th> <th>Cable</th> <th>Preamp</th> <th>Aux</th> <th>APos</th> <th>TPos</th> <th colspan="2">Remark</th> </tr> <tr> <th>Freq</th> <th>Level</th> <th>Line</th> <th>Margin</th> <th>Level</th> <th>Factor</th> <th>Loss</th> <th>Factor</th> <th>Factor</th> <th></th> </tr> <tr> <th>MHz</th> <th>dBuV/m</th> <th>dBuV/m</th> <th>dB</th> <th>dBuV</th> <th>dB/m</th> <th>dB</th> <th>dB</th> <th>dB</th> <th>cm</th> <th>deg</th> </tr> </thead> <tbody> <tr> <td>1</td> <td>2386.11</td> <td>54.68</td> <td>74.00</td> <td>-19.32</td> <td>42.68</td> <td>32.27</td> <td>6.60</td> <td>32.87</td> <td>6.00</td> <td>365</td> <td>236</td> <td>PEAK</td> </tr> </tbody> </table>	Limit	Read	Ant	Cable	Preamp	Aux	APos	TPos	Remark		Freq	Level	Line	Margin	Level	Factor	Loss	Factor	Factor		MHz	dBuV/m	dBuV/m	dB	dBuV	dB/m	dB	dB	dB	cm	deg	1	2386.11	54.68	74.00	-19.32	42.68	32.27	6.60	32.87	6.00	365	236	PEAK	<table border="1"> <thead> <tr> <th>Limit</th> <th>Read</th> <th>Ant</th> <th>Cable</th> <th>Preamp</th> <th>Aux</th> <th>APos</th> <th>TPos</th> <th colspan="2">Remark</th> </tr> <tr> <th>Freq</th> <th>Level</th> <th>Line</th> <th>Margin</th> <th>Level</th> <th>Factor</th> <th>Loss</th> <th>Factor</th> <th>Factor</th> <th></th> </tr> <tr> <th>MHz</th> <th>dBuV/m</th> <th>dBuV/m</th> <th>dB</th> <th>dBuV</th> <th>dB/m</th> <th>dB</th> <th>dB</th> <th>dB</th> <th>cm</th> <th>deg</th> </tr> </thead> <tbody> <tr> <td>1</td> <td>2452.00</td> <td>106.34</td> <td>-----</td> <td>-----</td> <td>94.00</td> <td>32.34</td> <td>6.70</td> <td>32.70</td> <td>6.00</td> <td>365</td> <td>236</td> <td>PEAK</td> </tr> </tbody> </table>	Limit	Read	Ant	Cable	Preamp	Aux	APos	TPos	Remark		Freq	Level	Line	Margin	Level	Factor	Loss	Factor	Factor		MHz	dBuV/m	dBuV/m	dB	dBuV	dB/m	dB	dB	dB	cm	deg	1	2452.00	106.34	-----	-----	94.00	32.34	6.70	32.70	6.00	365	236	PEAK
	Limit	Read	Ant	Cable	Preamp	Aux	APos	TPos	Remark																																																																																	
Freq	Level	Line	Margin	Level	Factor	Loss	Factor	Factor																																																																																		
MHz	dBuV/m	dBuV/m	dB	dBuV	dB/m	dB	dB	dB	cm	deg																																																																																
1	2386.11	54.68	74.00	-19.32	42.68	32.27	6.60	32.87	6.00	365	236	PEAK																																																																														
Limit	Read	Ant	Cable	Preamp	Aux	APos	TPos	Remark																																																																																		
Freq	Level	Line	Margin	Level	Factor	Loss	Factor	Factor																																																																																		
MHz	dBuV/m	dBuV/m	dB	dBuV	dB/m	dB	dB	dB	cm	deg																																																																																
1	2452.00	106.34	-----	-----	94.00	32.34	6.70	32.70	6.00	365	236	PEAK																																																																														
Avg	<table border="1"> <thead> <tr> <th>Limit</th> <th>Read</th> <th>Ant</th> <th>Cable</th> <th>Preamp</th> <th>Aux</th> <th>APos</th> <th>TPos</th> <th colspan="2">Remark</th> </tr> <tr> <th>Freq</th> <th>Level</th> <th>Line</th> <th>Margin</th> <th>Level</th> <th>Factor</th> <th>Loss</th> <th>Factor</th> <th>Factor</th> <th></th> </tr> <tr> <th>MHz</th> <th>dBuV/m</th> <th>dBuV/m</th> <th>dB</th> <th>dBuV</th> <th>dB/m</th> <th>dB</th> <th>dB</th> <th>dB</th> <th>cm</th> <th>deg</th> </tr> </thead> <tbody> <tr> <td>1</td> <td>2389.95</td> <td>43.23</td> <td>54.00</td> <td>-10.77</td> <td>31.21</td> <td>32.28</td> <td>6.60</td> <td>32.86</td> <td>6.00</td> <td>365</td> <td>236</td> <td>AVERAGE</td> </tr> </tbody> </table>	Limit	Read	Ant	Cable	Preamp	Aux	APos	TPos	Remark		Freq	Level	Line	Margin	Level	Factor	Loss	Factor	Factor		MHz	dBuV/m	dBuV/m	dB	dBuV	dB/m	dB	dB	dB	cm	deg	1	2389.95	43.23	54.00	-10.77	31.21	32.28	6.60	32.86	6.00	365	236	AVERAGE	<table border="1"> <thead> <tr> <th>Limit</th> <th>Read</th> <th>Ant</th> <th>Cable</th> <th>Preamp</th> <th>Aux</th> <th>APos</th> <th>TPos</th> <th colspan="2">Remark</th> </tr> <tr> <th>Freq</th> <th>Level</th> <th>Line</th> <th>Margin</th> <th>Level</th> <th>Factor</th> <th>Loss</th> <th>Factor</th> <th>Factor</th> <th></th> </tr> <tr> <th>MHz</th> <th>dBuV/m</th> <th>dBuV/m</th> <th>dB</th> <th>dBuV</th> <th>dB/m</th> <th>dB</th> <th>dB</th> <th>dB</th> <th>cm</th> <th>deg</th> </tr> </thead> <tbody> <tr> <td>1</td> <td>2452.00</td> <td>95.11</td> <td>-----</td> <td>-----</td> <td>82.77</td> <td>32.34</td> <td>6.70</td> <td>32.70</td> <td>6.00</td> <td>365</td> <td>236</td> <td>AVERAGE</td> </tr> </tbody> </table>	Limit	Read	Ant	Cable	Preamp	Aux	APos	TPos	Remark		Freq	Level	Line	Margin	Level	Factor	Loss	Factor	Factor		MHz	dBuV/m	dBuV/m	dB	dBuV	dB/m	dB	dB	dB	cm	deg	1	2452.00	95.11	-----	-----	82.77	32.34	6.70	32.70	6.00	365	236	AVERAGE
Limit	Read	Ant	Cable	Preamp	Aux	APos	TPos	Remark																																																																																		
Freq	Level	Line	Margin	Level	Factor	Loss	Factor	Factor																																																																																		
MHz	dBuV/m	dBuV/m	dB	dBuV	dB/m	dB	dB	dB	cm	deg																																																																																
1	2389.95	43.23	54.00	-10.77	31.21	32.28	6.60	32.86	6.00	365	236	AVERAGE																																																																														
Limit	Read	Ant	Cable	Preamp	Aux	APos	TPos	Remark																																																																																		
Freq	Level	Line	Margin	Level	Factor	Loss	Factor	Factor																																																																																		
MHz	dBuV/m	dBuV/m	dB	dBuV	dB/m	dB	dB	dB	cm	deg																																																																																
1	2452.00	95.11	-----	-----	82.77	32.34	6.70	32.70	6.00	365	236	AVERAGE																																																																														

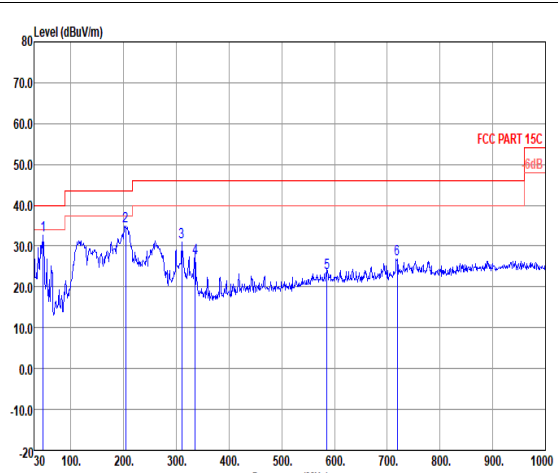
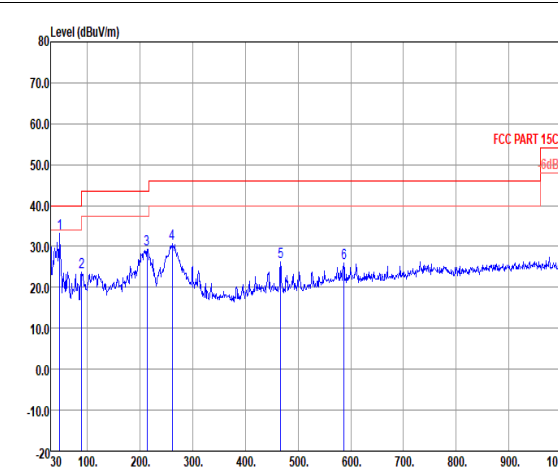


Mode	36																																								
	Band Edge R																																								
	2400-2483.5_802.11ax HE40_CH09_2452MHz																																								
ANT	CDD 3+6																																								
Pol.	Vertical	Fundamental																																							
Peak	<table border="1"> <thead> <tr> <th>Limit</th> <th>Read</th> <th>Ant</th> <th>Cable</th> <th>Preamp</th> <th>Aux</th> <th>APos</th> <th>TPos</th> <th>Remark</th> </tr> <tr> <th>Freq</th> <th>Level</th> <th>Line</th> <th>Margin</th> <th>Level</th> <th>Factor</th> <th>Loss</th> <th>Factor</th> <th>Factor</th> </tr> <tr> <th>MHz</th> <th>dBuV/m</th> <th>dBuV/m</th> <th>dB</th> <th>dBuV</th> <th>dB/m</th> <th>dB</th> <th>dB</th> <th>cm</th> <th>deg</th> </tr> </thead> <tbody> <tr> <td>1 2484.02</td> <td>62.55</td> <td>74.00</td> <td>-11.45</td> <td>49.99</td> <td>32.45</td> <td>6.73</td> <td>32.62</td> <td>6.00</td> <td>365</td> <td>236 PEAK</td> </tr> </tbody> </table>	Limit	Read	Ant	Cable	Preamp	Aux	APos	TPos	Remark	Freq	Level	Line	Margin	Level	Factor	Loss	Factor	Factor	MHz	dBuV/m	dBuV/m	dB	dBuV	dB/m	dB	dB	cm	deg	1 2484.02	62.55	74.00	-11.45	49.99	32.45	6.73	32.62	6.00	365	236 PEAK	Blank
Limit	Read	Ant	Cable	Preamp	Aux	APos	TPos	Remark																																	
Freq	Level	Line	Margin	Level	Factor	Loss	Factor	Factor																																	
MHz	dBuV/m	dBuV/m	dB	dBuV	dB/m	dB	dB	cm	deg																																
1 2484.02	62.55	74.00	-11.45	49.99	32.45	6.73	32.62	6.00	365	236 PEAK																															
Avg	<table border="1"> <thead> <tr> <th>Limit</th> <th>Read</th> <th>Ant</th> <th>Cable</th> <th>Preamp</th> <th>Aux</th> <th>APos</th> <th>TPos</th> <th>Remark</th> </tr> <tr> <th>Freq</th> <th>Level</th> <th>Line</th> <th>Margin</th> <th>Level</th> <th>Factor</th> <th>Loss</th> <th>Factor</th> <th>Factor</th> </tr> <tr> <th>MHz</th> <th>dBuV/m</th> <th>dBuV/m</th> <th>dB</th> <th>dBuV</th> <th>dB/m</th> <th>dB</th> <th>dB</th> <th>cm</th> <th>deg</th> </tr> </thead> <tbody> <tr> <td>1 2483.68</td> <td>50.86</td> <td>54.00</td> <td>-3.14</td> <td>38.31</td> <td>32.45</td> <td>6.73</td> <td>32.63</td> <td>6.00</td> <td>365</td> <td>236 AVERAGE</td> </tr> </tbody> </table>	Limit	Read	Ant	Cable	Preamp	Aux	APos	TPos	Remark	Freq	Level	Line	Margin	Level	Factor	Loss	Factor	Factor	MHz	dBuV/m	dBuV/m	dB	dBuV	dB/m	dB	dB	cm	deg	1 2483.68	50.86	54.00	-3.14	38.31	32.45	6.73	32.63	6.00	365	236 AVERAGE	Blank
Limit	Read	Ant	Cable	Preamp	Aux	APos	TPos	Remark																																	
Freq	Level	Line	Margin	Level	Factor	Loss	Factor	Factor																																	
MHz	dBuV/m	dBuV/m	dB	dBuV	dB/m	dB	dB	cm	deg																																
1 2483.68	50.86	54.00	-3.14	38.31	32.45	6.73	32.63	6.00	365	236 AVERAGE																															



	36																																																																																																																	
Mode	Harmonic																																																																																																																	
	2400-2483.5_802.11ax HE40_CH09_2452MHz																																																																																																																	
ANT	CDD 3+6																																																																																																																	
Pol.	Horizontal	Vertical																																																																																																																
Peak Avg	<table border="1"> <thead> <tr> <th>Limit</th> <th>Read</th> <th>Ant</th> <th>Cable</th> <th>Preamp</th> <th>Aux</th> <th>APos</th> <th>TPos</th> <th colspan="2">Remark</th> </tr> <tr> <th>Freq</th> <th>Level</th> <th>Line Margin</th> <th>Level</th> <th>Factor</th> <th>Loss Factor</th> <th>Factor</th> <th></th> <th>cm</th> <th>deg</th> </tr> <tr> <th>MHz</th> <th>dBuV/m</th> <th>dBuV/m</th> <th>dB</th> <th>dBuV</th> <th>dB/m</th> <th>dB</th> <th>dB</th> <th>cm</th> <th>deg</th> </tr> </thead> <tbody> <tr> <td>1</td> <td>4904.00</td> <td>39.40</td> <td>74.00</td> <td>-34.60</td> <td>57.50</td> <td>34.10</td> <td>9.55</td> <td>61.75</td> <td>0.00</td> <td>300</td> <td>0</td> <td>PEAK</td> </tr> <tr> <td>2</td> <td>7356.00</td> <td>41.25</td> <td>74.00</td> <td>-32.75</td> <td>55.90</td> <td>35.70</td> <td>11.71</td> <td>62.06</td> <td>0.00</td> <td>300</td> <td>0</td> <td>PEAK</td> </tr> </tbody> </table>	Limit	Read	Ant	Cable	Preamp	Aux	APos	TPos	Remark		Freq	Level	Line Margin	Level	Factor	Loss Factor	Factor		cm	deg	MHz	dBuV/m	dBuV/m	dB	dBuV	dB/m	dB	dB	cm	deg	1	4904.00	39.40	74.00	-34.60	57.50	34.10	9.55	61.75	0.00	300	0	PEAK	2	7356.00	41.25	74.00	-32.75	55.90	35.70	11.71	62.06	0.00	300	0	PEAK	<table border="1"> <thead> <tr> <th>Limit</th> <th>Read</th> <th>Ant</th> <th>Cable</th> <th>Preamp</th> <th>Aux</th> <th>APos</th> <th>TPos</th> <th colspan="2">Remark</th> </tr> <tr> <th>Freq</th> <th>Level</th> <th>Line Margin</th> <th>Level</th> <th>Factor</th> <th>Loss Factor</th> <th>Factor</th> <th></th> <th>cm</th> <th>deg</th> </tr> <tr> <th>MHz</th> <th>dBuV/m</th> <th>dBuV/m</th> <th>dB</th> <th>dBuV</th> <th>dB/m</th> <th>dB</th> <th>dB</th> <th>cm</th> <th>deg</th> </tr> </thead> <tbody> <tr> <td>1</td> <td>4904.00</td> <td>38.63</td> <td>74.00</td> <td>-35.37</td> <td>56.73</td> <td>34.10</td> <td>9.55</td> <td>61.75</td> <td>0.00</td> <td>100</td> <td>0</td> <td>PEAK</td> </tr> <tr> <td>2</td> <td>7356.00</td> <td>41.50</td> <td>74.00</td> <td>-32.50</td> <td>56.15</td> <td>35.70</td> <td>11.71</td> <td>62.06</td> <td>0.00</td> <td>100</td> <td>0</td> <td>PEAK</td> </tr> </tbody> </table>	Limit	Read	Ant	Cable	Preamp	Aux	APos	TPos	Remark		Freq	Level	Line Margin	Level	Factor	Loss Factor	Factor		cm	deg	MHz	dBuV/m	dBuV/m	dB	dBuV	dB/m	dB	dB	cm	deg	1	4904.00	38.63	74.00	-35.37	56.73	34.10	9.55	61.75	0.00	100	0	PEAK	2	7356.00	41.50	74.00	-32.50	56.15	35.70	11.71	62.06	0.00	100	0	PEAK
	Limit	Read	Ant	Cable	Preamp	Aux	APos	TPos	Remark																																																																																																									
Freq	Level	Line Margin	Level	Factor	Loss Factor	Factor		cm	deg																																																																																																									
MHz	dBuV/m	dBuV/m	dB	dBuV	dB/m	dB	dB	cm	deg																																																																																																									
1	4904.00	39.40	74.00	-34.60	57.50	34.10	9.55	61.75	0.00	300	0	PEAK																																																																																																						
2	7356.00	41.25	74.00	-32.75	55.90	35.70	11.71	62.06	0.00	300	0	PEAK																																																																																																						
Limit	Read	Ant	Cable	Preamp	Aux	APos	TPos	Remark																																																																																																										
Freq	Level	Line Margin	Level	Factor	Loss Factor	Factor		cm	deg																																																																																																									
MHz	dBuV/m	dBuV/m	dB	dBuV	dB/m	dB	dB	cm	deg																																																																																																									
1	4904.00	38.63	74.00	-35.37	56.73	34.10	9.55	61.75	0.00	100	0	PEAK																																																																																																						
2	7356.00	41.50	74.00	-32.50	56.15	35.70	11.71	62.06	0.00	100	0	PEAK																																																																																																						
Peak Avg																																																																																																																		



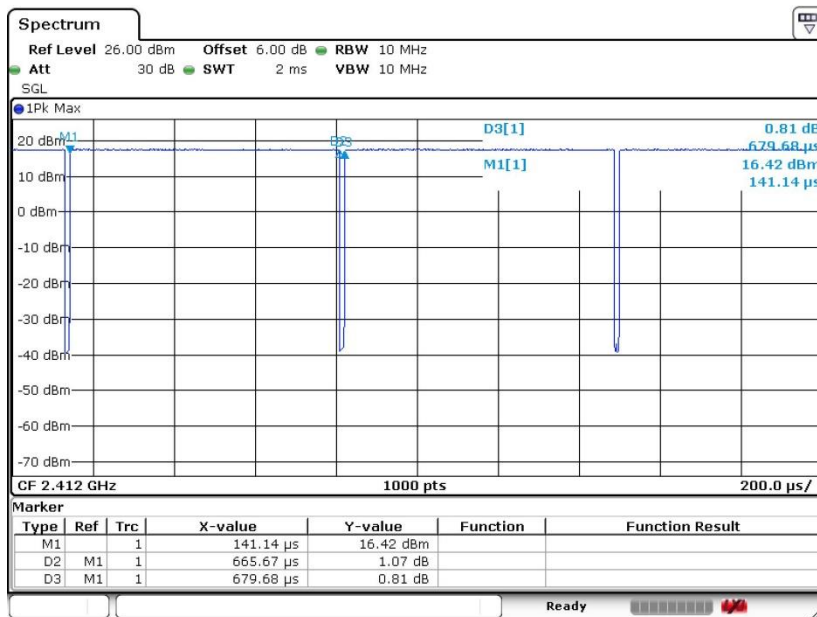
Mode	39																																																																																																																																																																																													
	LF																																																																																																																																																																																													
	2400-2483.5_802.11ax HE40_CH09_2452MHz																																																																																																																																																																																													
ANT	CDD 3+6																																																																																																																																																																																													
Pol.	Horizontal	Vertical																																																																																																																																																																																												
Peak	 <table border="1"> <thead> <tr> <th>Peak</th> <th>Freq</th> <th>Level</th> <th>Over Limit</th> <th>Limit</th> <th>ReadAntenna</th> <th>Cable</th> <th>Preamp</th> <th>A/Pos</th> <th>T/Pos</th> <th>Remark</th> </tr> <tr> <th></th> <th>MHz</th> <th>dBuV/m</th> <th>dB</th> <th>dBuV/m</th> <th>dBuV</th> <th>dB/m</th> <th>dB</th> <th>dB</th> <th>cm</th> <th>deg</th> </tr> </thead> <tbody> <tr> <td>1</td> <td>47.46</td> <td>32.70</td> <td>-7.30</td> <td>40.00</td> <td>48.34</td> <td>15.87</td> <td>0.69</td> <td>32.20</td> <td>---</td> <td>---</td> <td>Peak</td> </tr> <tr> <td>2</td> <td>203.63</td> <td>34.98</td> <td>-8.52</td> <td>43.50</td> <td>50.01</td> <td>15.14</td> <td>1.94</td> <td>32.11</td> <td>---</td> <td>---</td> <td>Peak</td> </tr> <tr> <td>3</td> <td>310.33</td> <td>30.90</td> <td>-15.10</td> <td>46.00</td> <td>41.14</td> <td>19.50</td> <td>2.38</td> <td>32.12</td> <td>---</td> <td>---</td> <td>Peak</td> </tr> <tr> <td>4</td> <td>335.55</td> <td>27.18</td> <td>-18.82</td> <td>46.00</td> <td>36.82</td> <td>20.06</td> <td>2.47</td> <td>32.17</td> <td>---</td> <td>---</td> <td>Peak</td> </tr> <tr> <td>5</td> <td>585.81</td> <td>23.55</td> <td>-22.45</td> <td>46.00</td> <td>26.90</td> <td>25.68</td> <td>3.27</td> <td>32.30</td> <td>---</td> <td>---</td> <td>Peak</td> </tr> <tr> <td>6</td> <td>718.70</td> <td>26.84</td> <td>-19.16</td> <td>46.00</td> <td>28.19</td> <td>27.26</td> <td>3.63</td> <td>32.24</td> <td>---</td> <td>---</td> <td>Peak</td> </tr> </tbody> </table>	Peak	Freq	Level	Over Limit	Limit	ReadAntenna	Cable	Preamp	A/Pos	T/Pos	Remark		MHz	dBuV/m	dB	dBuV/m	dBuV	dB/m	dB	dB	cm	deg	1	47.46	32.70	-7.30	40.00	48.34	15.87	0.69	32.20	---	---	Peak	2	203.63	34.98	-8.52	43.50	50.01	15.14	1.94	32.11	---	---	Peak	3	310.33	30.90	-15.10	46.00	41.14	19.50	2.38	32.12	---	---	Peak	4	335.55	27.18	-18.82	46.00	36.82	20.06	2.47	32.17	---	---	Peak	5	585.81	23.55	-22.45	46.00	26.90	25.68	3.27	32.30	---	---	Peak	6	718.70	26.84	-19.16	46.00	28.19	27.26	3.63	32.24	---	---	Peak	 <table border="1"> <thead> <tr> <th>Peak</th> <th>Freq</th> <th>Level</th> <th>Over Limit</th> <th>Limit</th> <th>ReadAntenna</th> <th>Cable</th> <th>Preamp</th> <th>A/Pos</th> <th>T/Pos</th> <th>Remark</th> </tr> <tr> <th></th> <th>MHz</th> <th>dBuV/m</th> <th>dB</th> <th>dBuV/m</th> <th>dBuV</th> <th>dB/m</th> <th>dB</th> <th>dB</th> <th>cm</th> <th>deg</th> </tr> </thead> <tbody> <tr> <td>1</td> <td>47.46</td> <td>33.10</td> <td>-6.90</td> <td>40.00</td> <td>48.74</td> <td>15.87</td> <td>0.69</td> <td>32.20</td> <td>---</td> <td>---</td> <td>Peak</td> </tr> <tr> <td>2</td> <td>89.17</td> <td>23.65</td> <td>-19.85</td> <td>43.50</td> <td>40.02</td> <td>14.68</td> <td>1.21</td> <td>32.26</td> <td>---</td> <td>---</td> <td>Peak</td> </tr> <tr> <td>3</td> <td>213.33</td> <td>29.21</td> <td>-14.29</td> <td>43.50</td> <td>44.14</td> <td>15.23</td> <td>1.97</td> <td>32.13</td> <td>---</td> <td>---</td> <td>Peak</td> </tr> <tr> <td>4</td> <td>260.86</td> <td>30.66</td> <td>-15.34</td> <td>46.00</td> <td>40.33</td> <td>20.33</td> <td>2.18</td> <td>32.18</td> <td>---</td> <td>---</td> <td>Peak</td> </tr> <tr> <td>5</td> <td>466.50</td> <td>26.23</td> <td>-19.77</td> <td>46.00</td> <td>32.19</td> <td>23.39</td> <td>2.91</td> <td>32.26</td> <td>---</td> <td>---</td> <td>Peak</td> </tr> <tr> <td>6</td> <td>586.78</td> <td>25.90</td> <td>-20.10</td> <td>46.00</td> <td>29.24</td> <td>25.69</td> <td>3.27</td> <td>32.30</td> <td>---</td> <td>---</td> <td>Peak</td> </tr> </tbody> </table>	Peak	Freq	Level	Over Limit	Limit	ReadAntenna	Cable	Preamp	A/Pos	T/Pos	Remark		MHz	dBuV/m	dB	dBuV/m	dBuV	dB/m	dB	dB	cm	deg	1	47.46	33.10	-6.90	40.00	48.74	15.87	0.69	32.20	---	---	Peak	2	89.17	23.65	-19.85	43.50	40.02	14.68	1.21	32.26	---	---	Peak	3	213.33	29.21	-14.29	43.50	44.14	15.23	1.97	32.13	---	---	Peak	4	260.86	30.66	-15.34	46.00	40.33	20.33	2.18	32.18	---	---	Peak	5	466.50	26.23	-19.77	46.00	32.19	23.39	2.91	32.26	---	---	Peak	6	586.78	25.90	-20.10	46.00	29.24	25.69	3.27	32.30	---	---	Peak
Peak	Freq	Level	Over Limit	Limit	ReadAntenna	Cable	Preamp	A/Pos	T/Pos	Remark																																																																																																																																																																																				
	MHz	dBuV/m	dB	dBuV/m	dBuV	dB/m	dB	dB	cm	deg																																																																																																																																																																																				
1	47.46	32.70	-7.30	40.00	48.34	15.87	0.69	32.20	---	---	Peak																																																																																																																																																																																			
2	203.63	34.98	-8.52	43.50	50.01	15.14	1.94	32.11	---	---	Peak																																																																																																																																																																																			
3	310.33	30.90	-15.10	46.00	41.14	19.50	2.38	32.12	---	---	Peak																																																																																																																																																																																			
4	335.55	27.18	-18.82	46.00	36.82	20.06	2.47	32.17	---	---	Peak																																																																																																																																																																																			
5	585.81	23.55	-22.45	46.00	26.90	25.68	3.27	32.30	---	---	Peak																																																																																																																																																																																			
6	718.70	26.84	-19.16	46.00	28.19	27.26	3.63	32.24	---	---	Peak																																																																																																																																																																																			
Peak	Freq	Level	Over Limit	Limit	ReadAntenna	Cable	Preamp	A/Pos	T/Pos	Remark																																																																																																																																																																																				
	MHz	dBuV/m	dB	dBuV/m	dBuV	dB/m	dB	dB	cm	deg																																																																																																																																																																																				
1	47.46	33.10	-6.90	40.00	48.74	15.87	0.69	32.20	---	---	Peak																																																																																																																																																																																			
2	89.17	23.65	-19.85	43.50	40.02	14.68	1.21	32.26	---	---	Peak																																																																																																																																																																																			
3	213.33	29.21	-14.29	43.50	44.14	15.23	1.97	32.13	---	---	Peak																																																																																																																																																																																			
4	260.86	30.66	-15.34	46.00	40.33	20.33	2.18	32.18	---	---	Peak																																																																																																																																																																																			
5	466.50	26.23	-19.77	46.00	32.19	23.39	2.91	32.26	---	---	Peak																																																																																																																																																																																			
6	586.78	25.90	-20.10	46.00	29.24	25.69	3.27	32.30	---	---	Peak																																																																																																																																																																																			
Avg	Blank	Blank																																																																																																																																																																																												



Appendix D. Duty Cycle Plots

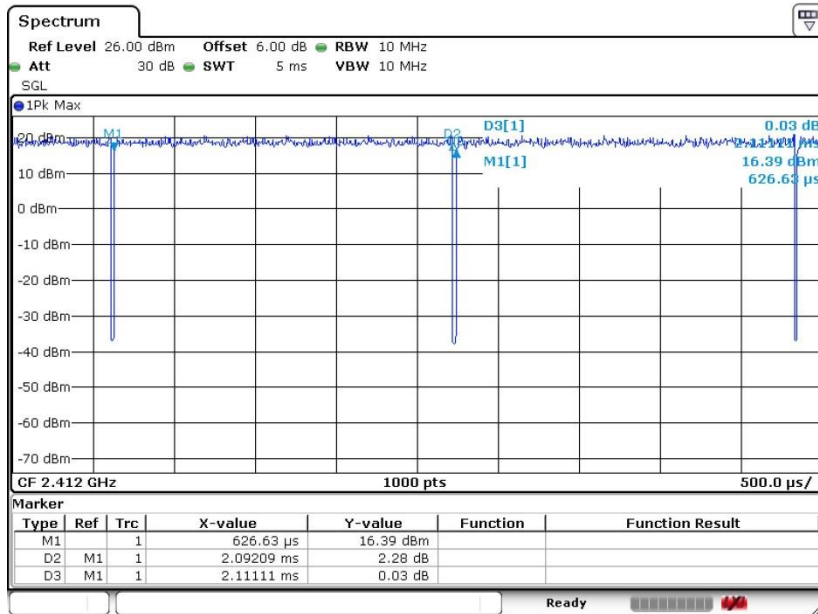
Band	Duty Cycle(%)	T(ms)	1/T(kHz)	VBW Setting
802.11b	97.94	0.666	1.502	1.7KHz
802.11g	99.10	-	-	10Hz
802.11ax HE20	100	-	-	10Hz
802.11ax HE40	98.77	-	-	10Hz
802.11axHE20-2412-26ru	100	-	-	10Hz
802.11axHE20-2412-52ru	100	-	-	10Hz
802.11axHE20-2412-106ru	100	-	-	10Hz

802.11b

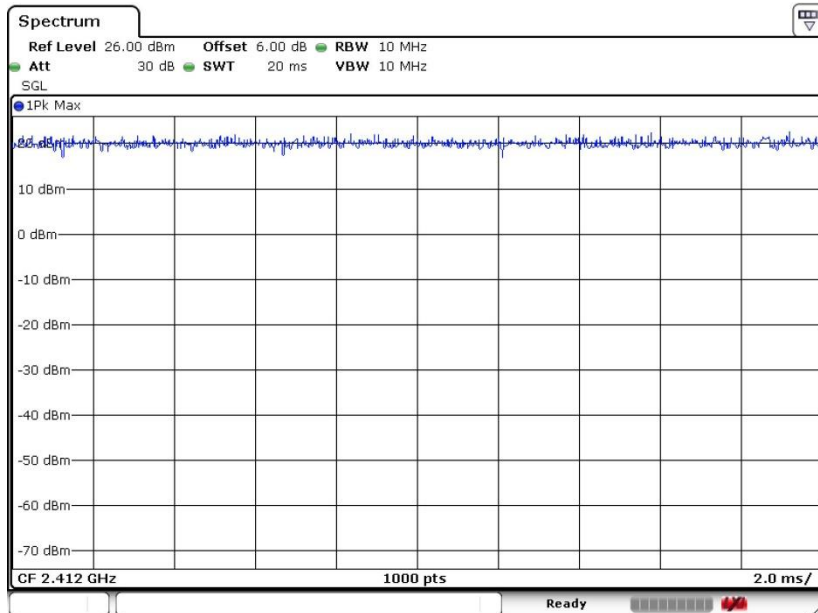




802.11g

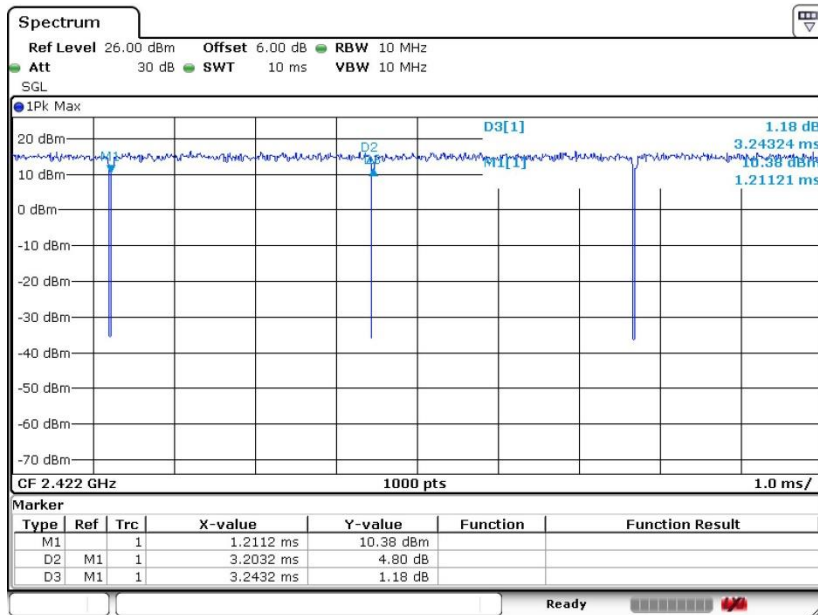


802.11ax HE20

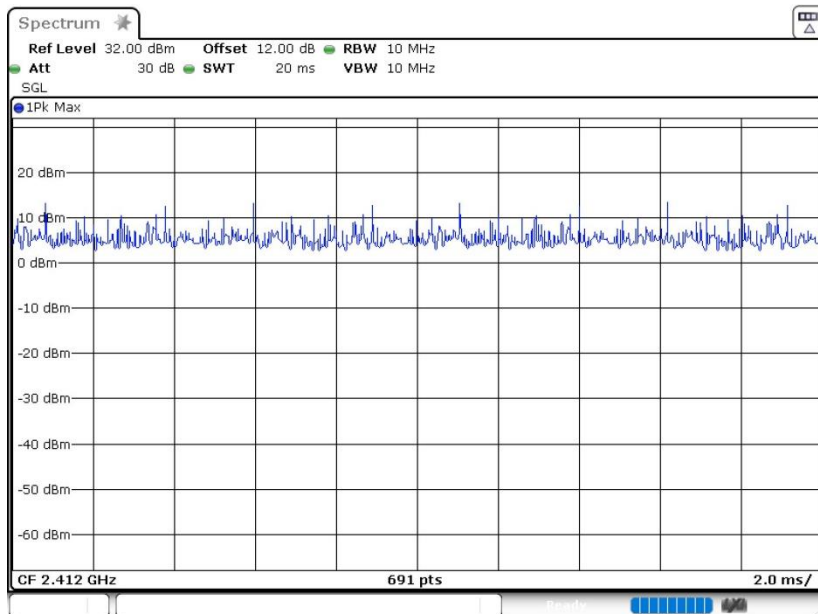




802.11ax HE40

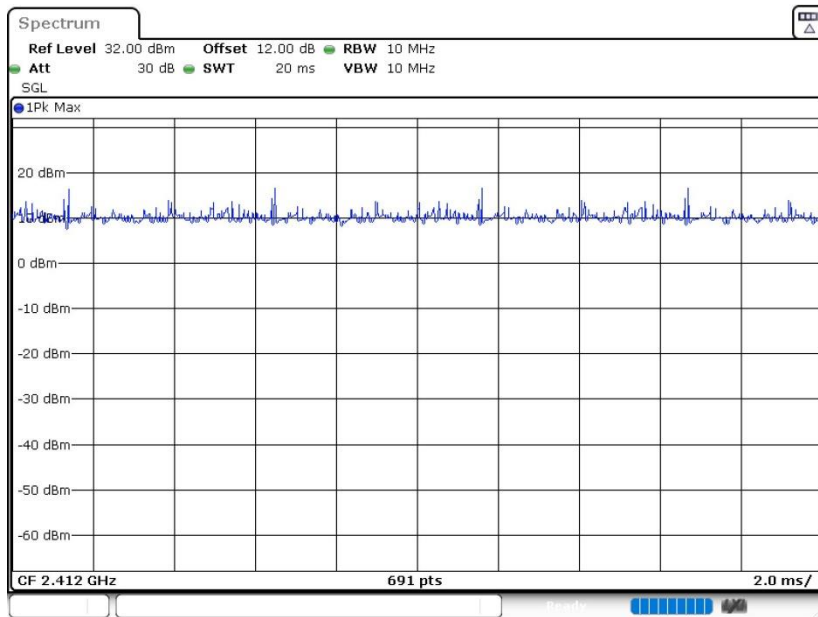


802.11ax HE20-2412-26ru





802.11ax HE20-2412-52ru



802.11ax HE20-2412-106ru

