



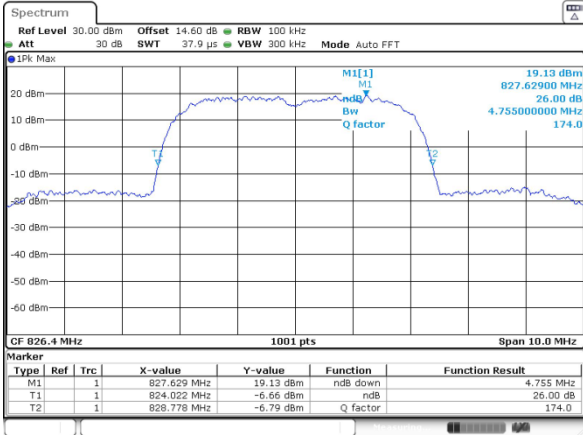
**26dB Bandwidth**

Mode	WCDMA Band V	WCDMA Band II	WCDMA Band IV
Mod.	RMC 12.2Kbps	RMC 12.2Kbps	RMC 12.2Kbps
Lowest CH	4.76	4.73	4.72
Middle CH	4.75	4.71	4.71
Highest CH	4.71	4.74	4.72



WCDMA Band V (RMC 12.2Kbps)

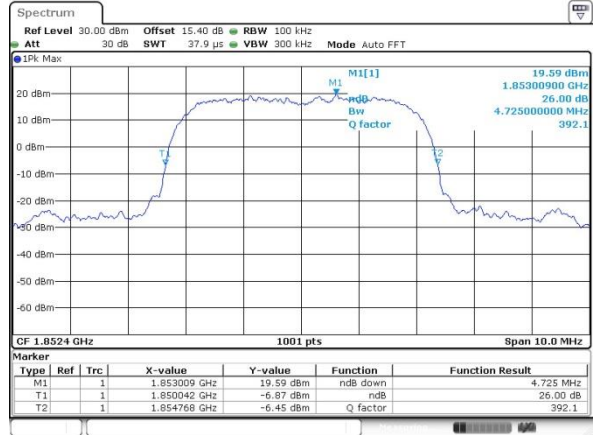
Lowest Channel



Date: 14 JUN 2022 02:15:49

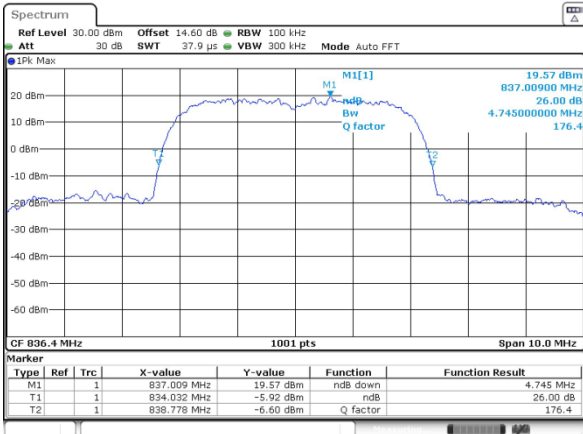
WCDMA Band II (RMC 12.2Kbps)

Lowest Channel



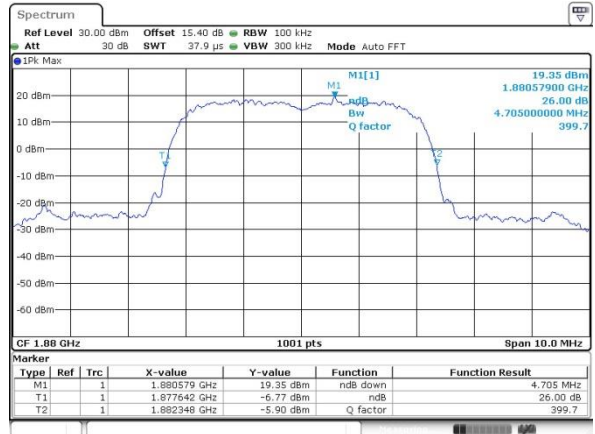
Date: 14 JUN 2022 03:10:54

Middle Channel



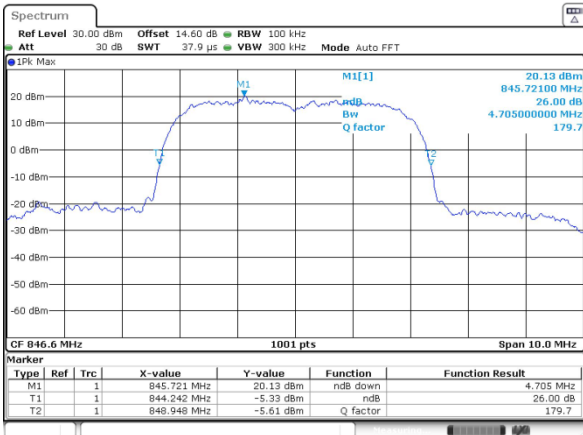
Date: 14 JUN 2022 02:12:23

Middle Channel



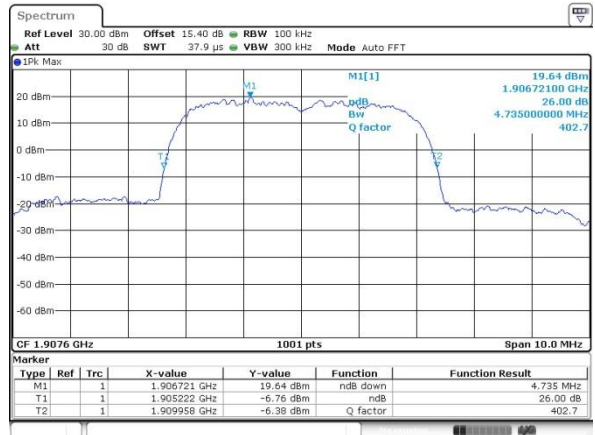
Date: 14 JUN 2022 03:11:24

Highest Channel

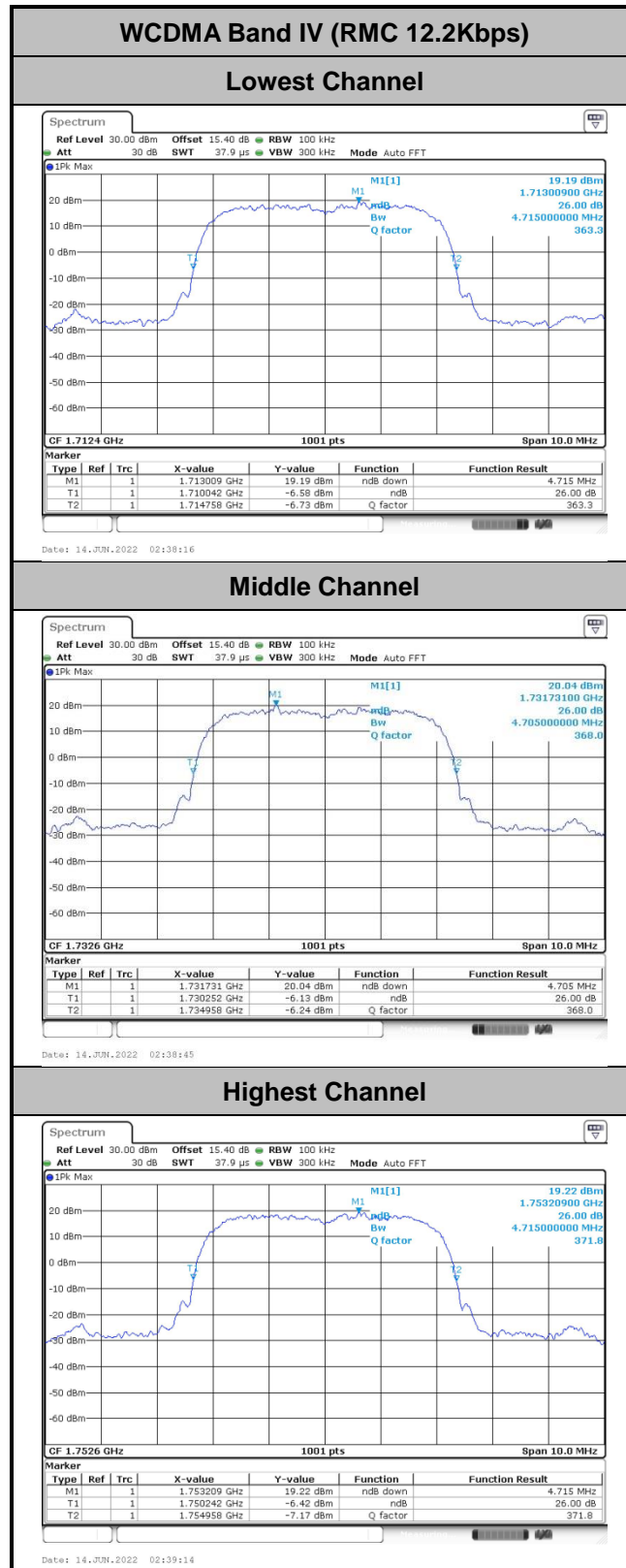


Date: 14 JUN 2022 02:16:49

Highest Channel



Date: 14 JUN 2022 03:11:58





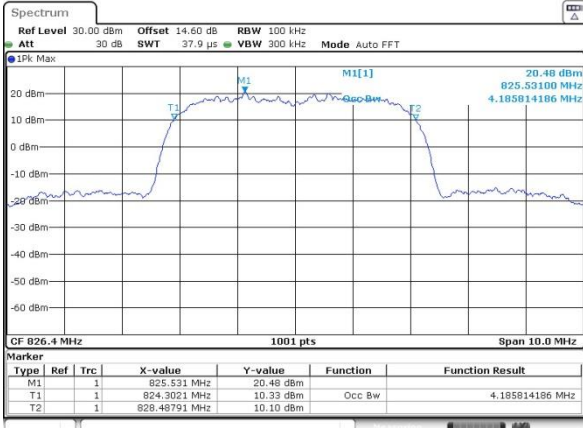
### Occupied Bandwidth

Mode	WCDMA Band V	WCDMA Band II	WCDMA Band IV
Mod.	RMC 12.2Kbps	RMC 12.2Kbps	RMC 12.2Kbps
Lowest CH	4.19	4.17	4.17
Middle CH	4.18	4.17	4.17
Highest CH	4.17	4.17	4.17



WCDMA Band V (RMC 12.2Kbps)

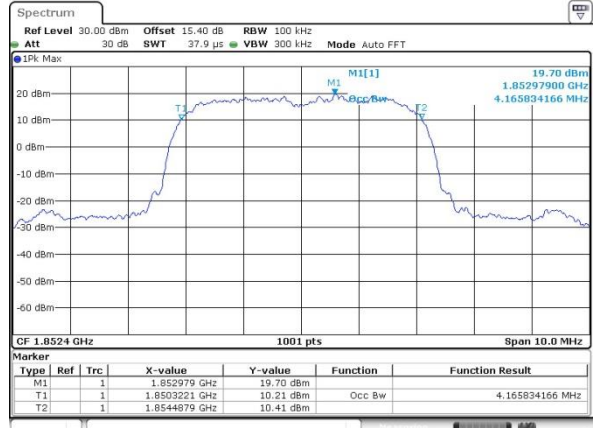
Lowest Channel



Date: 14 JUN 2022 02:10:38

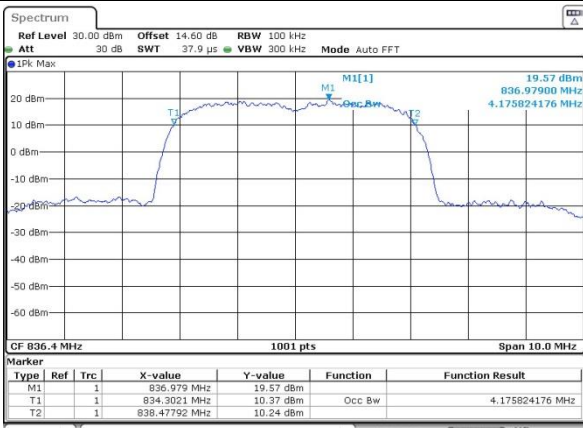
WCDMA Band II (RMC 12.2Kbps)

Lowest Channel



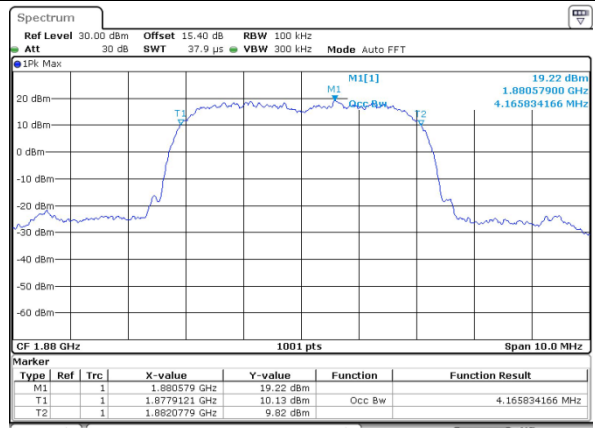
Date: 14 JUN 2022 03:06:02

Middle Channel



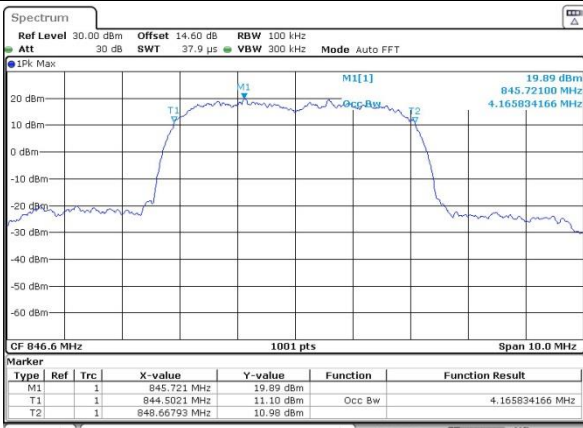
Date: 14 JUN 2022 02:11:05

Middle Channel



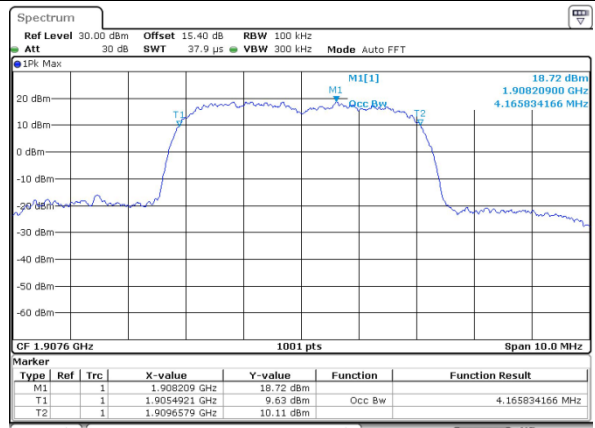
Date: 14 JUN 2022 03:06:43

Highest Channel

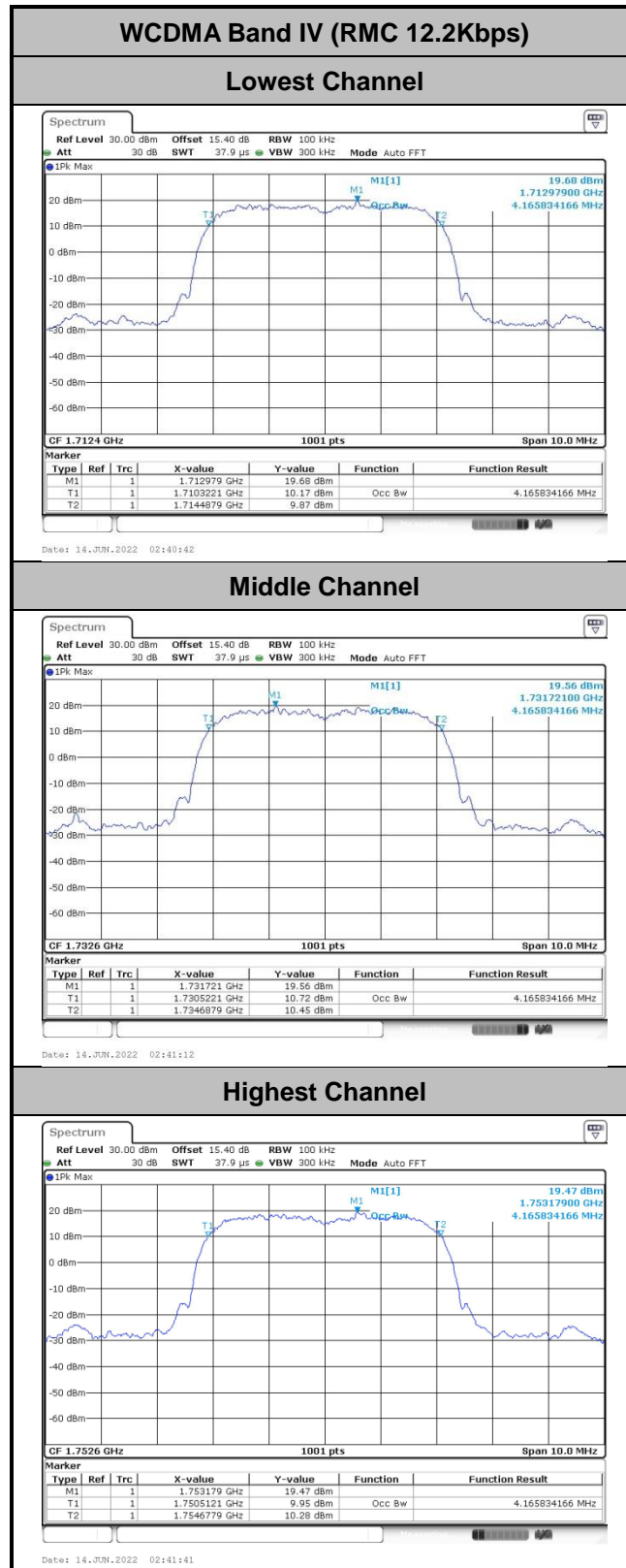


Date: 14 JUN 2022 02:11:50

Highest Channel

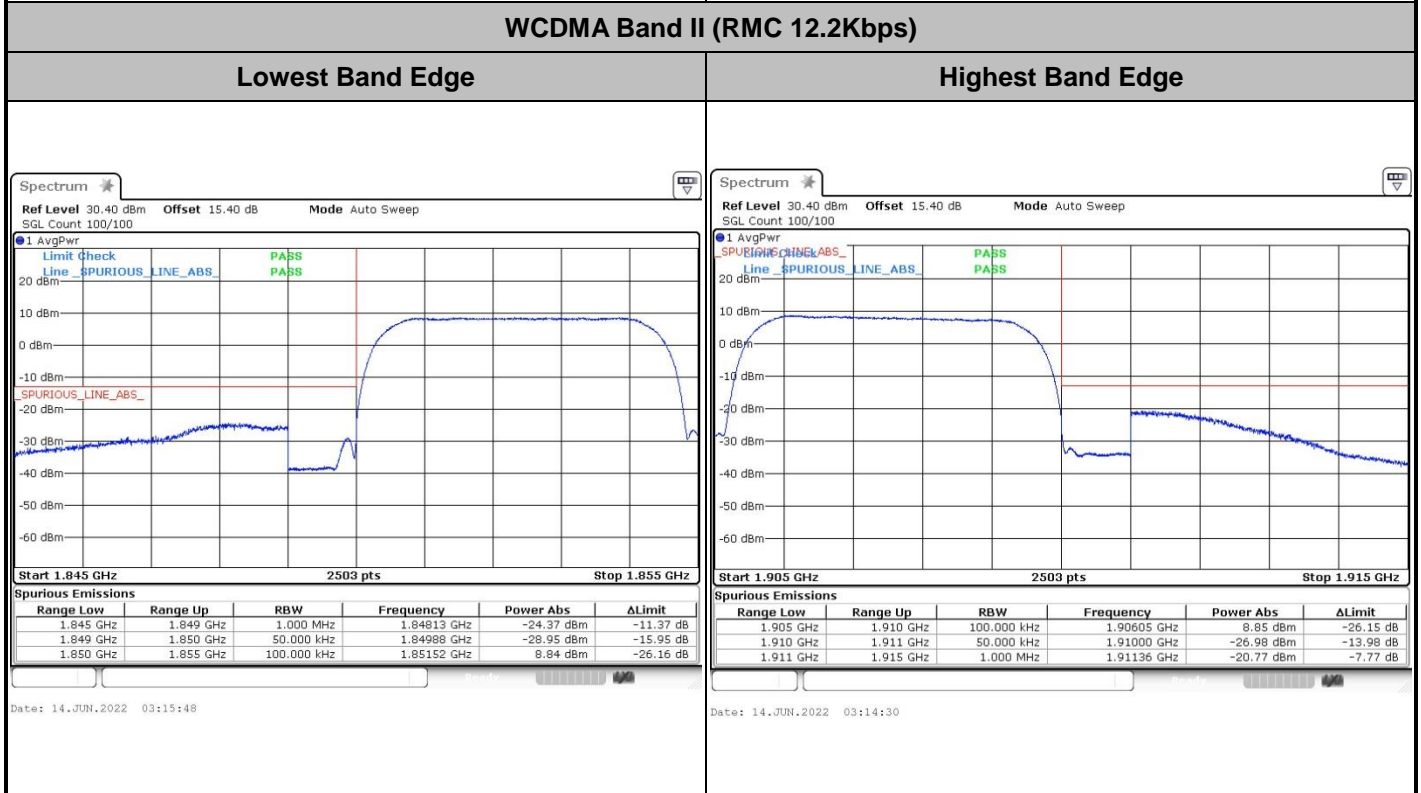
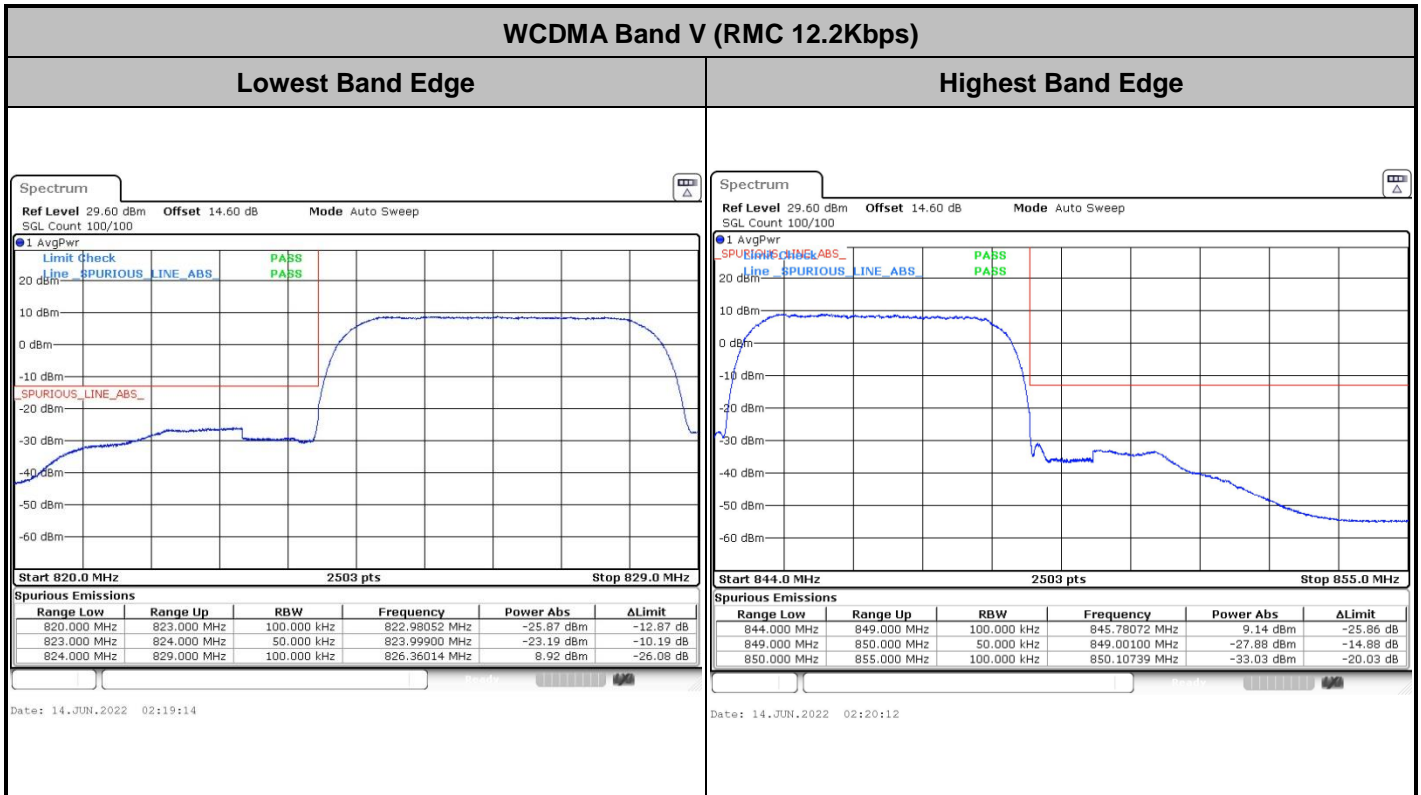


Date: 14 JUN 2022 03:07:13





# Conducted Band Edge







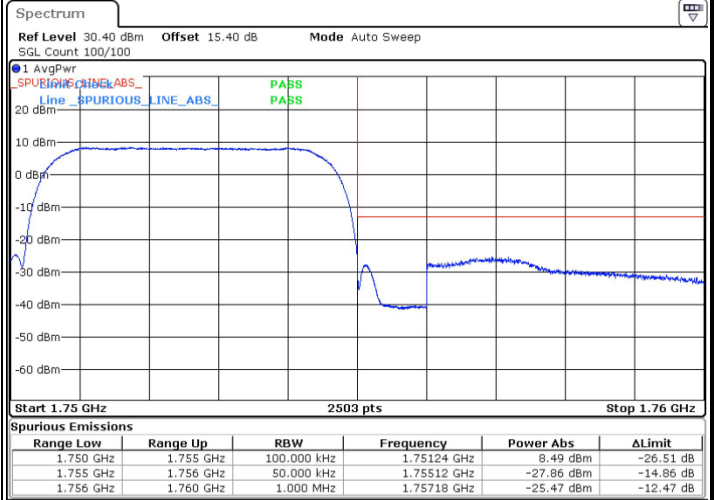
WCDMA Band IV (RMC 12.2Kbps)

Lowest Band Edge

Highest Band Edge



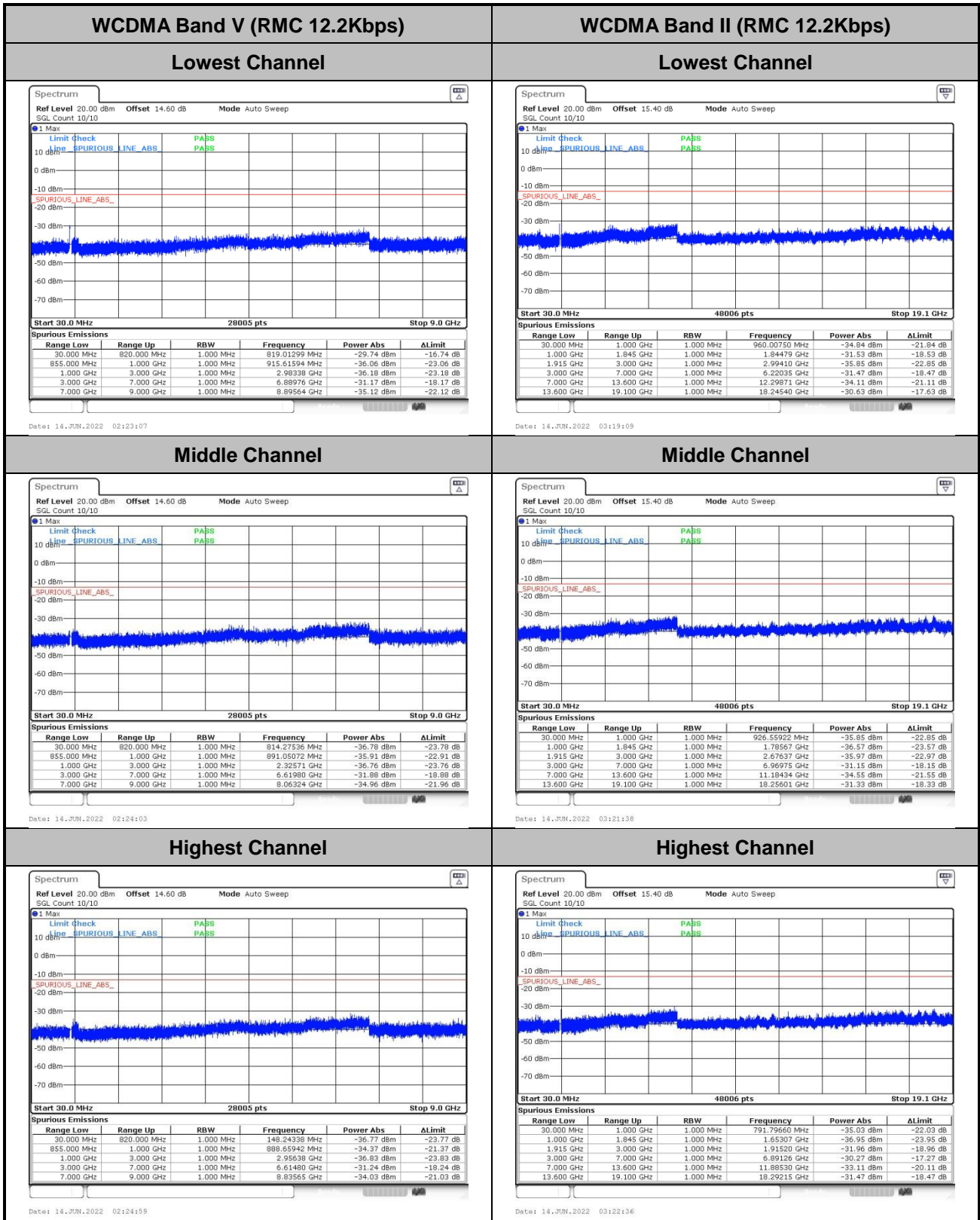
Date: 14.JUN.2022 02:43:20



Date: 14.JUN.2022 02:44:37



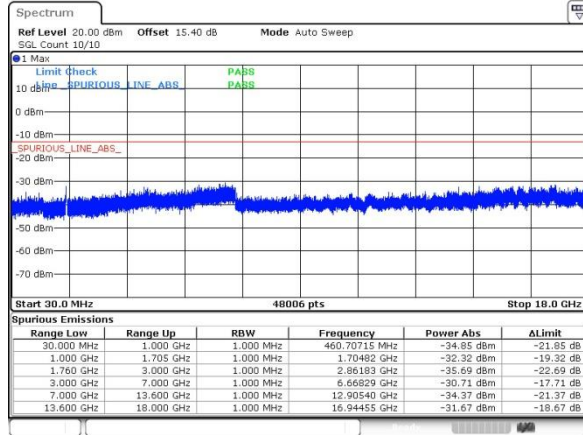
# Conducted Spurious Emission



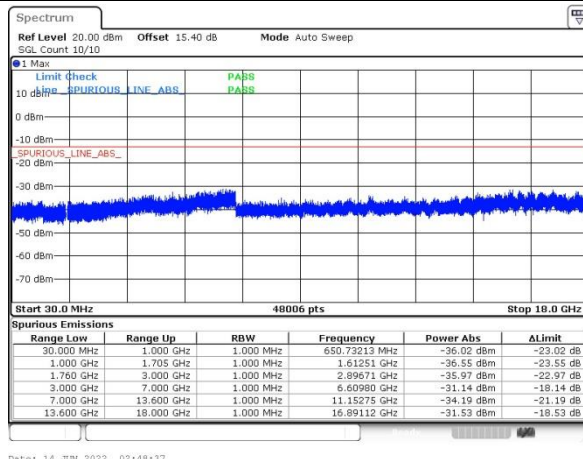


WCDMA Band IV (RMC 12.2Kbps)

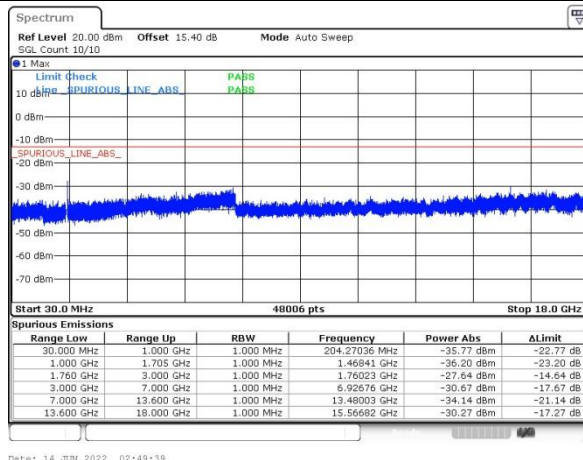
Lowest Channel



Middle Channel



Highest Channel





Frequency Stability

Test Conditions	Middle Channel	WCDMA Band V (RMC 12.2Kbps)	Limit 2.5ppm
Temperature (°C)	Voltage (Volt)	Deviation (ppm)	Result
50	Normal Voltage	0.0058	PASS
40	Normal Voltage	0.0377	
30	Normal Voltage	0.0485	
20(Ref.)	Normal Voltage	0.0000	
10	Normal Voltage	0.0069	
0	Normal Voltage	0.0344	
-10	Normal Voltage	0.0063	
-20	Normal Voltage	0.0141	
-30	Normal Voltage	0.0325	
20	Maximum Voltage	0.0418	
20	Normal Voltage	0.0176	
20	Battery End Point	0.0063	

Test Conditions	Middle Channel	WCDMA Band II (RMC 12.2Kbps)	Limit Note 2.
Temperature (°C)	Voltage (Volt)	Deviation (ppm)	Result
50	Normal Voltage	0.0169	PASS
40	Normal Voltage	0.0136	
30	Normal Voltage	0.0144	
20(Ref.)	Normal Voltage	0.0000	
10	Normal Voltage	0.0155	
0	Normal Voltage	0.0136	
-10	Normal Voltage	0.0247	
-20	Normal Voltage	0.0072	
-30	Normal Voltage	0.0169	
20	Maximum Voltage	0.0162	
20	Normal Voltage	0.0128	
20	Battery End Point	0.0019	



Test Conditions	Middle Channel	WCDMA Band IV (RMC 12.2Kbps)	Limit Note 2.
Temperature (°C)	Voltage (Volt)	Deviation (ppm)	Result
50	Normal Voltage	0.0048	PASS
40	Normal Voltage	0.0146	
30	Normal Voltage	0.0003	
20(Ref.)	Normal Voltage	0.0000	
10	Normal Voltage	0.0017	
0	Normal Voltage	0.0044	
-10	Normal Voltage	0.0172	
-20	Normal Voltage	0.0163	
-30	Normal Voltage	0.0061	
20	Maximum Voltage	0.0028	
20	Normal Voltage	0.0029	
20	Battery End Point	0.0118	

**Note:**

1. Normal Voltage = 3.89V ; Battery End Point (BEP) =3.45V. ; Maximum Voltage =4.48V
2. The frequency fundamental emissions stay within the authorized frequency block based on the frequency deviation measured is small.



## Appendix B. Test Results of Radiated Test

### Radiated Spurious Emission

GSM850 (GSM)								
Channel	Frequency ( MHz )	ERP ( dBm )	Limit ( dBm )	Over Limit ( dB )	S.G. Power ( dBm )	TX Cable loss ( dB )	TX Antenna Gain (dBi)	Polarization (H/V)
Middle	1672	-42.52	-13	-29.52	-49.49	1.58	10.70	H
	2508	-56.43	-13	-43.43	-64.68	2.102	12.50	H
	3348	-60.30	-13	-47.30	-69.19	2.856	13.90	H
	1672	-39.15	-13	-26.15	-46.12	1.58	10.70	V
	2508	-56.40	-13	-43.40	-64.65	2.10	12.50	V
	3348	-57.21	-13	-44.21	-66.10	2.86	13.90	V

Remark: Spurious emissions within 30-1000MHz were found more than 20dB below limit line.

GSM850 (EDGE 1 Tx slots)								
Channel	Frequency ( MHz )	ERP ( dBm )	Limit ( dBm )	Over Limit ( dB )	S.G. Power ( dBm )	TX Cable loss ( dB )	TX Antenna Gain (dBi)	Polarization (H/V)
Middle	1672	-46.93	-13	-33.93	-53.90	1.58	10.70	H
	2512	-53.49	-13	-40.49	-61.74	2.102	12.50	H
	3344	-58.91	-13	-45.91	-67.80	2.856	13.90	H
	1672	-46.25	-13	-33.25	-53.22	1.58	10.70	V
	2512	-54.11	-13	-41.11	-62.36	2.10	12.50	V
	3344	-57.15	-13	-44.15	-66.04	2.86	13.90	V

Remark: Spurious emissions within 30-1000MHz were found more than 20dB below limit line.

GSM1900 (GSM)								
Channel	Frequency ( MHz )	EIRP ( dBm )	Limit ( dBm )	Over Limit ( dB )	S.G. Power ( dBm )	TX Cable loss ( dB )	TX Antenna Gain (dBi)	Polarization (H/V)
Middle	3759	-48.33	-13	-35.33	-60.59	2.641	14.90	H
	5640	-55.01	-13	-42.01	-66.87	2.94	14.80	H
	7524	-51.75	-13	-38.75	-61.52	3.39	13.16	H
	3759	-52.12	-13	-39.12	-64.38	2.64	14.90	V
	5640	-55.22	-13	-42.22	-67.08	2.94	14.80	V
	7524	-51.66	-13	-38.66	-61.43	3.39	13.16	V

Remark: Spurious emissions within 30-1000MHz were found more than 20dB below limit line.



GSM1900 (EDGE 1 Tx slots)								
Channel	Frequency ( MHz )	EIRP ( dBm )	Limit ( dBm )	Over Limit ( dB )	S.G. Power ( dBm )	TX Cable loss ( dB )	TX Antenna Gain (dBi)	Polarization (H/V)
Middle	3759	-49.47	-13	-36.47	-61.73	2.641	14.90	H
	5640	-55.09	-13	-42.09	-66.95	2.94	14.80	H
	7524	-52.55	-13	-39.55	-62.32	3.39	13.16	H
	3759	-51.23	-13	-38.23	-63.49	2.64	14.90	V
	5640	-55.63	-13	-42.63	-67.49	2.94	14.80	V
	7524	-52.02	-13	-39.02	-61.79	3.39	13.16	V

Remark: Spurious emissions within 30-1000MHz were found more than 20dB below limit line.

WCDMA Band V(RMC 12.2Kbps)								
Channel	Frequency ( MHz )	ERP ( dBm )	Limit ( dBm )	Over Limit ( dB )	S.G. Power ( dBm )	TX Cable loss ( dB )	TX Antenna Gain (dBi)	Polarization (H/V)
Middle	1672	-65.23	-13	-52.23	-72.20	1.58	10.70	H
	2512	-59.85	-13	-46.85	-68.10	2.102	12.50	H
	3344	-59.88	-13	-46.88	-68.77	2.856	13.90	H
	1672	-64.48	-13	-51.48	-71.45	1.58	10.70	V
	2512	-59.27	-13	-46.27	-67.52	2.10	12.50	V
	3344	-59.95	-13	-46.95	-68.84	2.86	13.90	V

Remark: Spurious emissions within 30-1000MHz were found more than 20dB below limit line.

WCDMA Band II(RMC 12.2Kbps)								
Channel	Frequency ( MHz )	EIRP ( dBm )	Limit ( dBm )	Over Limit ( dB )	S.G. Power ( dBm )	TX Cable loss ( dB )	TX Antenna Gain (dBi)	Polarization (H/V)
Middle	3759	-56.45	-13	-43.45	-68.71	2.64	14.90	H
	5640	-55.08	-13	-42.08	-66.94	2.94	14.80	H
	7524	-51.87	-13	-38.87	-61.64	3.39	13.16	H
	3759	-57.04	-13	-44.04	-69.30	2.64	14.90	V
	5640	-55.30	-13	-42.30	-67.16	2.94	14.80	V
	7524	-51.78	-13	-38.78	-61.55	3.39	13.16	V

Remark: Spurious emissions within 30-1000MHz were found more than 20dB below limit line.

WCDMA Band IV(RMC 12.2Kbps)								
Channel	Frequency ( MHz )	EIRP ( dBm )	Limit ( dBm )	Over Limit ( dB )	S.G. Power ( dBm )	TX Cable loss ( dB )	TX Antenna Gain (dBi)	Polarization (H/V)
Middle	3465	-57.01	-13	-44.01	-67.75	2.604	13.34	H
	5196	-55.27	-13	-42.27	-65.78	3.011	13.52	H
	6936	-54.06	-13	-41.06	-64.26	3.271	13.47	H
	3465	-57.91	-13	-44.91	-68.65	2.604	13.34	V
	5196	-55.38	-13	-42.38	-65.89	3.011	13.52	V
	6936	-54.05	-13	-41.05	-64.25	3.271	13.47	V

Remark: Spurious emissions within 30-1000MHz were found more than 20dB below limit line.