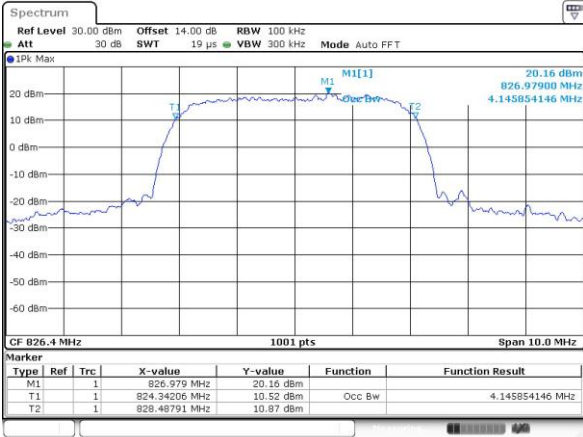




WCDMA Band V (RMC 12.2Kbps)

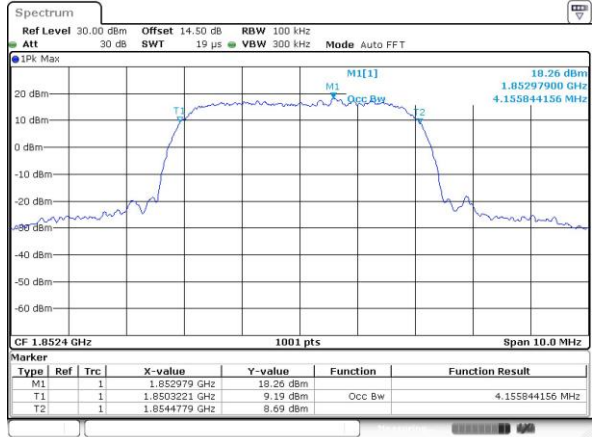
Lowest Channel



Date: 7_JUL_2022 22:04:05

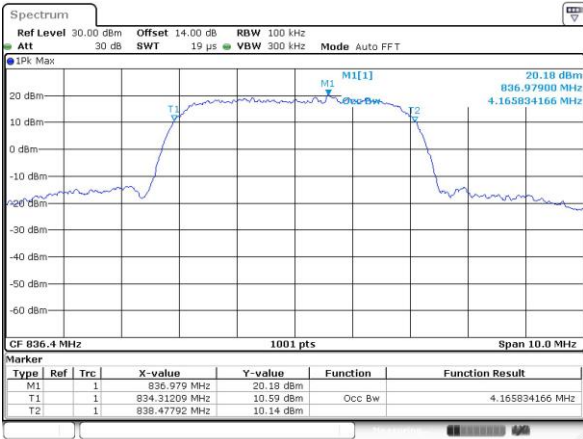
WCDMA Band II (RMC 12.2Kbps)

Lowest Channel



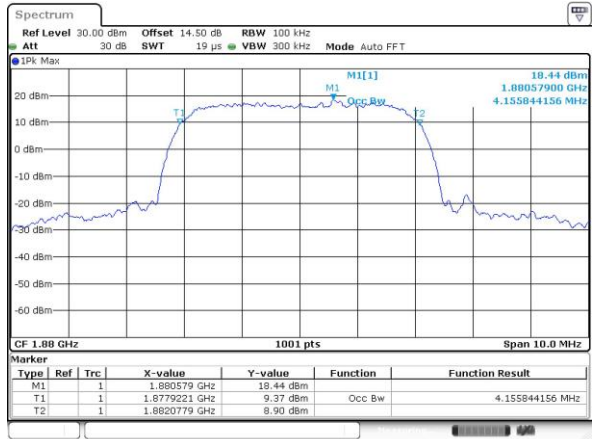
Date: 7_JUL_2022 22:11:58

Middle Channel



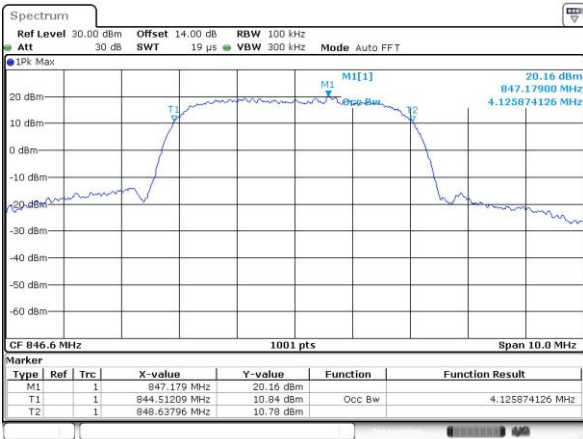
Date: 7_JUL_2022 22:04:29

Middle Channel



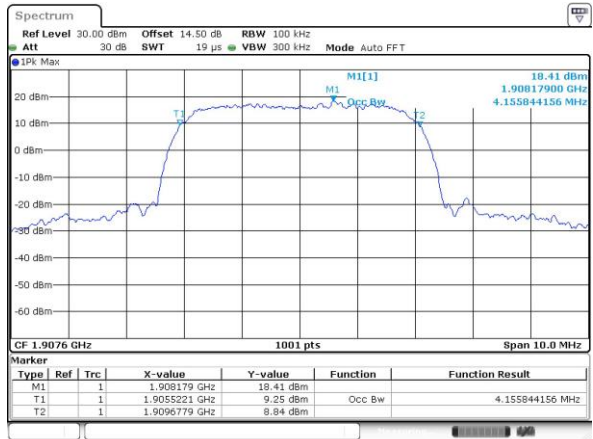
Date: 7_JUL_2022 22:12:36

Highest Channel



Date: 7_JUL_2022 22:05:00

Highest Channel

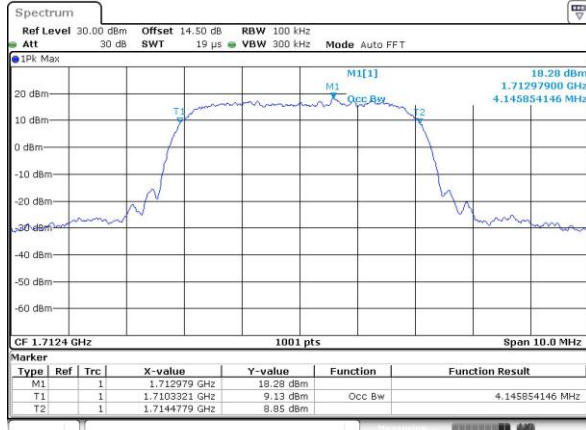


Date: 7_JUL_2022 22:13:02



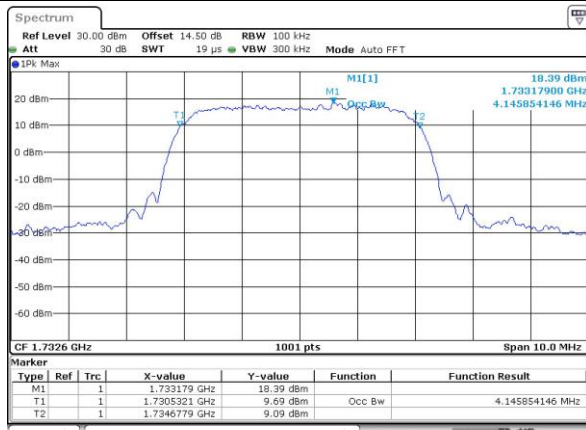
WCDMA Band IV (RMC 12.2Kbps)

Lowest Channel



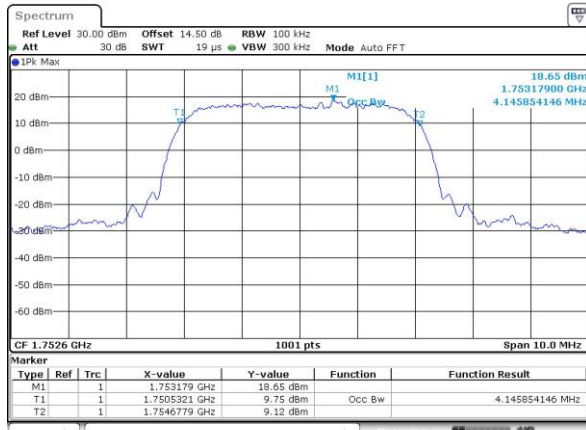
Date: 7_JUL_2022 22:19:38

Middle Channel



Date: 7_JUL_2022 22:20:08

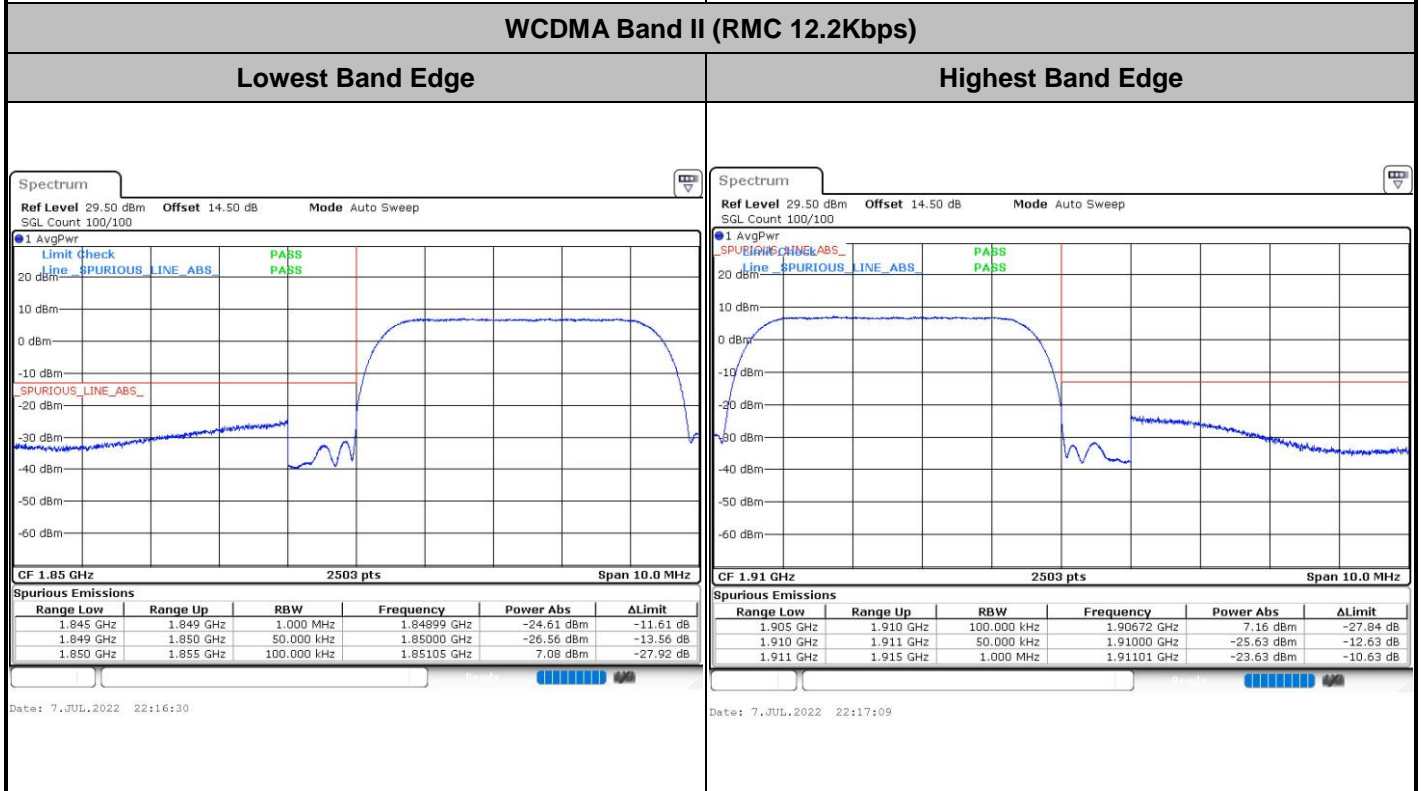
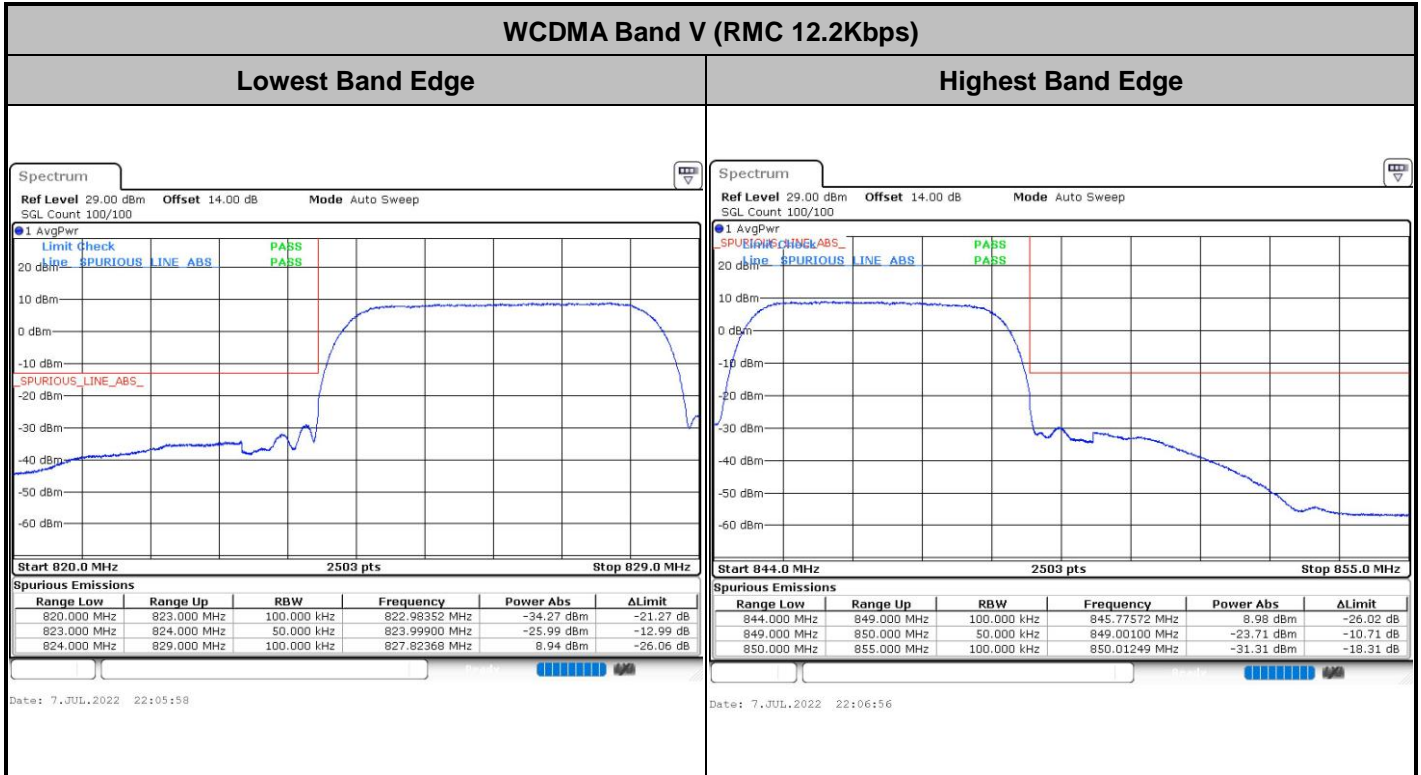
Highest Channel

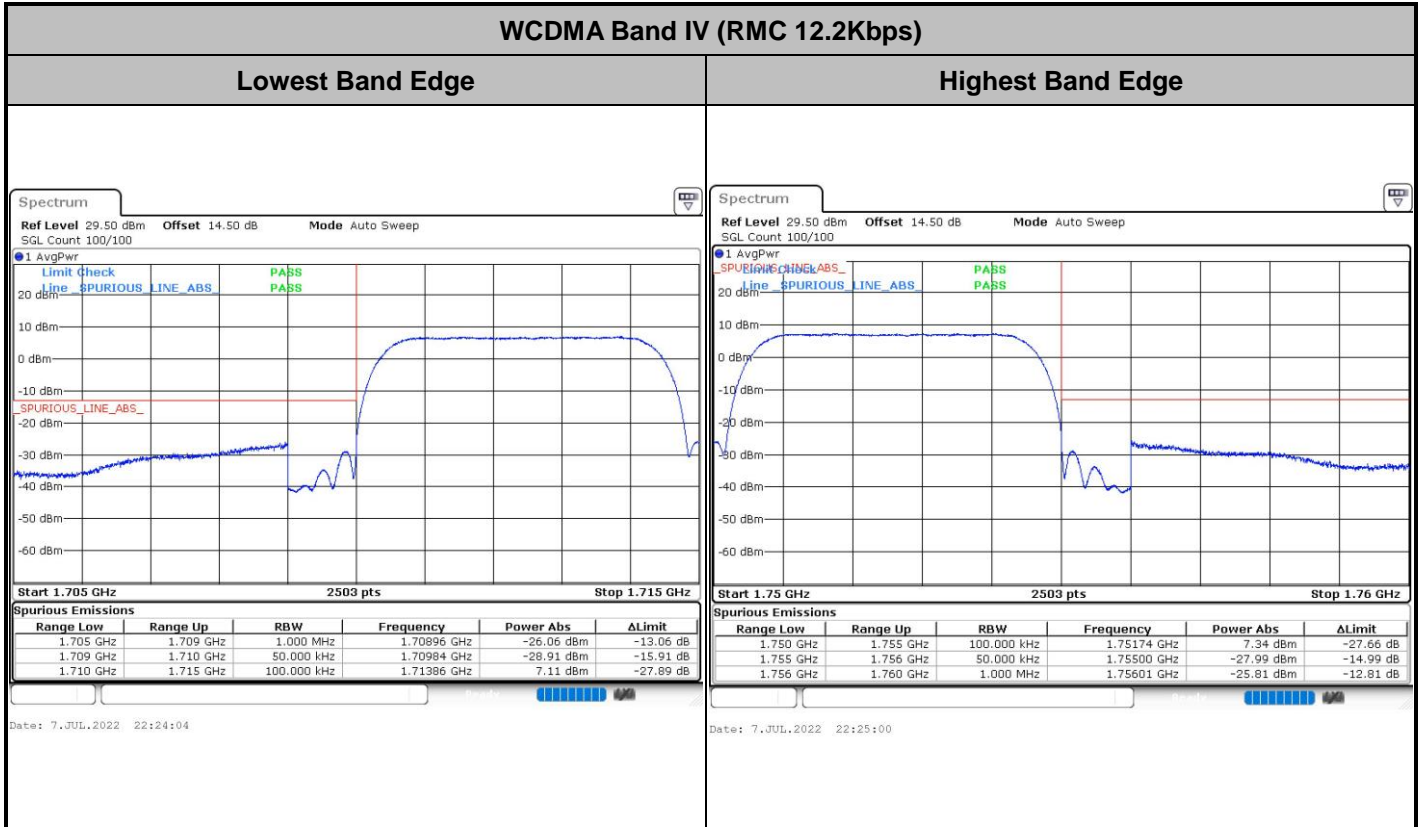


Date: 7_JUL_2022 22:20:34



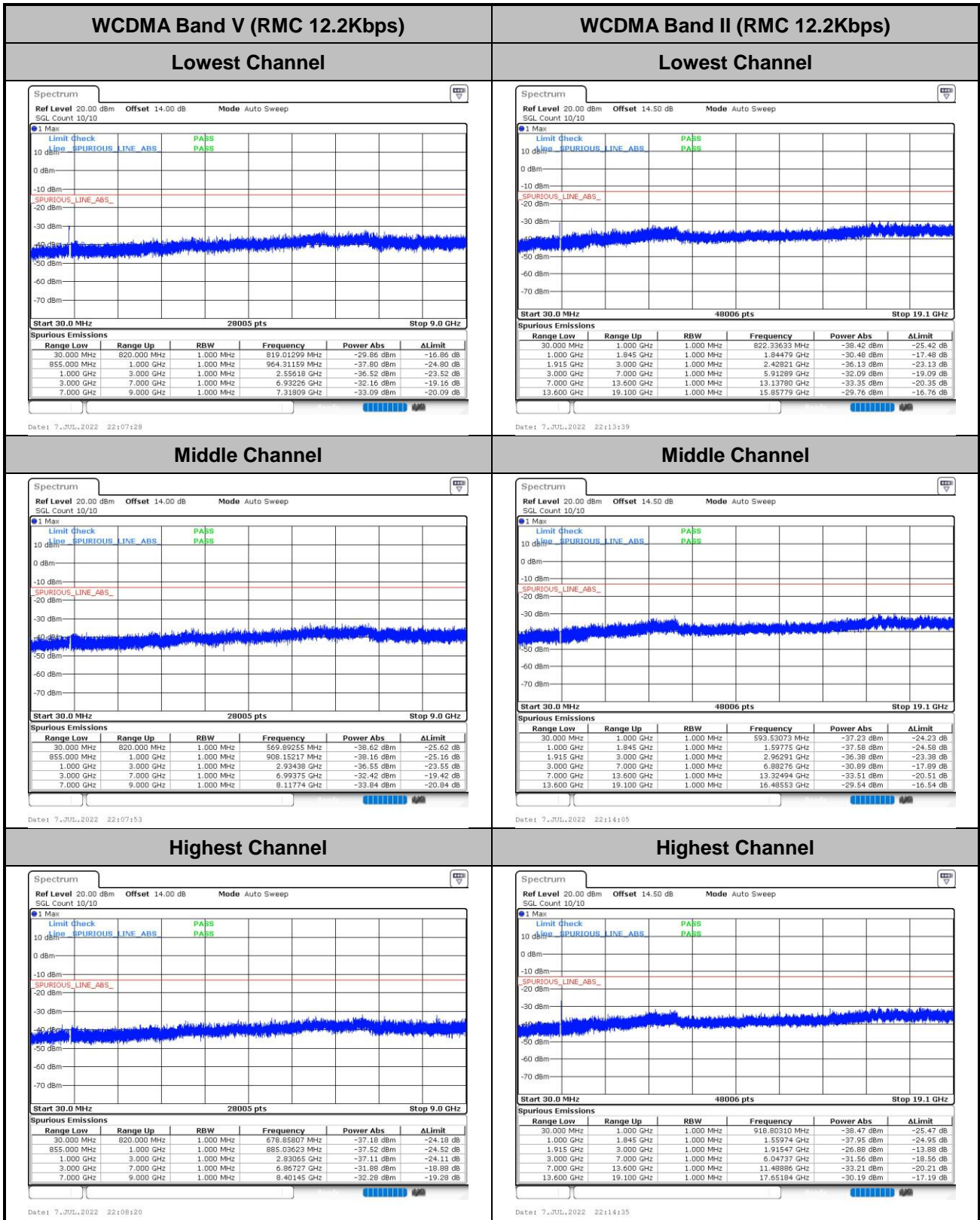
Conducted Band Edge







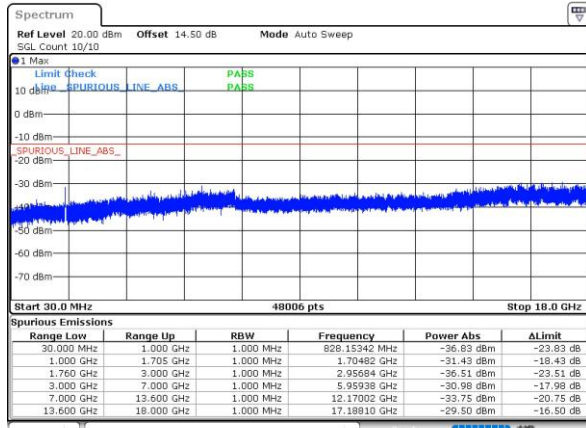
Conducted Spurious Emission





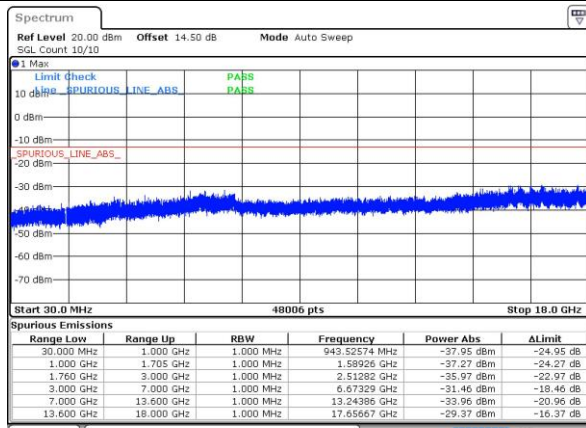
WCDMA Band IV (RMC 12.2Kbps)

Lowest Channel



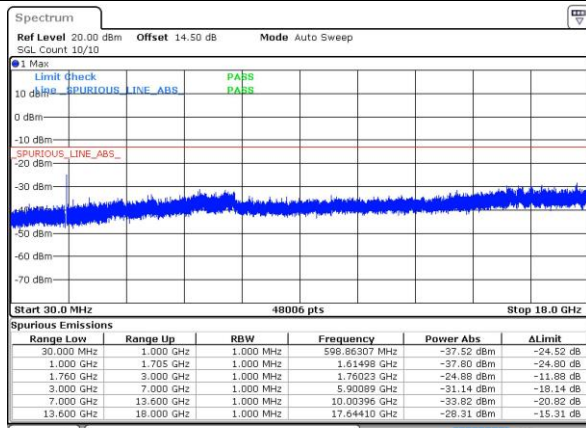
Date: 7_JUL_2022 22:21:04

Middle Channel



Date: 7_JUL_2022 22:21:05

Highest Channel



Date: 7_JUL_2022 22:22:05



Frequency Stability

Test Conditions	Middle Channel	WCDMA Band V (RMC 12.2KbpsRMC 12.2Kbps)	Limit 2.5ppm
Temperature (°C)	Voltage (Volt)	Deviation (ppm)	Result
50	Normal Voltage	0.0018	PASS
40	Normal Voltage	0.0008	
30	Normal Voltage	0.0013	
20(Ref.)	Normal Voltage	0.0000	
10	Normal Voltage	0.0025	
0	Normal Voltage	0.0027	
-10	Normal Voltage	0.0010	
-20	Normal Voltage	0.0017	
-30	Normal Voltage	0.0023	
20	Maximum Voltage	0.0024	
20	Normal Voltage	0.0000	
20	Battery End Point	0.0007	

Test Conditions	Middle Channel	WCDMA Band II (RMC 12.2Kbps)	Limit Note 2.
Temperature (°C)	Voltage (Volt)	Deviation (ppm)	Result
50	Normal Voltage	0.0004	PASS
40	Normal Voltage	0.0002	
30	Normal Voltage	0.0005	
20(Ref.)	Normal Voltage	0.0000	
10	Normal Voltage	0.0006	
0	Normal Voltage	0.0003	
-10	Normal Voltage	0.0009	
-20	Normal Voltage	0.0002	
-30	Normal Voltage	0.0007	
20	Maximum Voltage	0.0003	
20	Normal Voltage	0.0000	
20	Battery End Point	0.0001	



Test Conditions	Middle Channel	WCDMA Band IV (RMC 12.2Kbps)	Limit Note 2.
Temperature (°C)	Voltage (Volt)	Deviation (ppm)	Result
50	Normal Voltage	0.0004	PASS
40	Normal Voltage	0.0002	
30	Normal Voltage	0.0005	
20(Ref.)	Normal Voltage	0.0000	
10	Normal Voltage	0.0006	
0	Normal Voltage	0.0003	
-10	Normal Voltage	0.0001	
-20	Normal Voltage	0.0010	
-30	Normal Voltage	0.0003	
20	Maximum Voltage	0.0001	
20	Normal Voltage	0.0000	
20	Battery End Point	0.0011	

Note:

1. Normal Voltage = 3.89V. ; Battery End Point (BEP) = 3.5 V. ; Maximum Voltage =4.45 V
2. The frequency fundamental emissions stay within the authorized frequency block based on the frequency deviation measured is small.



Appendix B. Test Results of Radiated Test

Radiated Spurious Emission

Test Engineer :	Zhao hui Liang	Temperature :	22~25°C
		Relative Humidity :	48~52%

GSM850									
Channel	Frequency (MHz)	ERP (dBm)	Limit (dBm)	Over Limit (dB)	SPA Reading (dBm)	S.G. Power (dBm)	TX Cable loss (dB)	TX Antenna Gain (dBi)	Polarization (H/V)
Lowest	1648.4	-61.19	-13	-48.19	-72.75	-64.42	3.98	9.36	H
	2472.6	-42.87	-13	-29.87	-61.51	-46.42	4.85	10.55	H
	3296.8	-54.27	-13	-41.27	-75.05	-59.20	5.50	12.58	H
	1648.4	-57.09	-13	-44.09	-69.29	-60.32	3.98	9.36	V
	2472.6	-40.93	-13	-27.93	-59.89	-44.48	4.85	10.55	V
	3296.8	-53.30	-13	-40.30	-74.97	-58.23	5.50	12.58	V
Middle	1672.8	-58.75	-13	-45.75	-70.46	-62.00	4.00	9.40	H
	2509.2	-44.01	-13	-31.01	-62.91	-47.58	4.88	10.60	H
	3345.6	-54.51	-13	-41.51	-75.58	-59.44	5.52	12.60	H
	1672.8	-56.49	-13	-43.49	-68.91	-59.74	4.00	9.40	V
	2509.2	-39.08	-13	-26.08	-58.19	-42.65	4.88	10.60	V
	3345.6	-54.17	-13	-41.17	-75.54	-59.10	5.52	12.60	V
Highest	1697.6	-61.47	-13	-48.47	-73.47	-64.64	4.10	9.42	H
	2546.4	-43.60	-13	-30.60	-62.66	-47.18	4.90	10.63	H
	3395.2	-55.50	-13	-42.50	-75.29	-60.42	5.55	12.62	H
	1697.6	-57.48	-13	-44.48	-70.15	-60.65	4.10	9.42	V
	2546.4	-45.03	-13	-32.03	-64.31	-48.61	4.90	10.63	V
	3395.2	-54.15	-13	-41.15	-75.27	-59.07	5.55	12.62	V

Remark: Spurious emissions within 30-1000MHz were found more than 20dB below limit line.



GSM850 (EDGE 1 Tx slots)									
Channel	Frequency (MHz)	ERP (dBm)	Limit (dBm)	Over Limit (dB)	SPA Reading (dBm)	S.G. Power (dBm)	TX Cable loss (dB)	TX Antenna Gain (dBi)	Polarization (H/V)
Lowest	1648.4	-61.50	-13	-48.50	-73.06	-64.73	3.98	9.36	H
	2472.6	-44.84	-13	-31.84	-63.48	-48.39	4.85	10.55	H
	3296.8	-54.83	-13	-41.83	-75.61	-59.76	5.50	12.58	H
	1648.4	-58.41	-13	-45.41	-70.61	-61.64	3.98	9.36	V
	2472.6	-44.10	-13	-31.10	-63.06	-47.65	4.85	10.55	V
	3296.8	-54.13	-13	-41.13	-75.80	-59.06	5.50	12.58	V
Middle	1672.8	-60.53	-13	-47.53	-72.24	-63.78	4.00	9.40	H
	2509.2	-45.08	-13	-32.08	-63.98	-48.65	4.88	10.60	H
	3345.6	-54.97	-13	-41.97	-76.04	-59.90	5.52	12.60	H
	1672.8	-61.14	-13	-48.14	-73.56	-64.39	4.00	9.40	V
	2509.2	-41.96	-13	-28.96	-61.07	-45.53	4.88	10.60	V
	3345.6	-54.57	-13	-41.57	-75.94	-59.50	5.52	12.60	V
Highest	1697.6	-61.26	-13	-48.26	-73.26	-64.43	4.10	9.42	H
	2546.4	-43.21	-13	-30.21	-62.27	-46.79	4.90	10.63	H
	3395.2	-55.70	-13	-42.70	-75.49	-60.62	5.55	12.62	H
	1697.6	-57.79	-13	-44.79	-70.46	-60.96	4.10	9.42	V
	2546.4	-44.04	-13	-31.04	-63.32	-47.62	4.90	10.63	V
	3395.2	-54.42	-13	-41.42	-75.54	-59.34	5.55	12.62	V

Remark: Spurious emissions within 30-1000MHz were found more than 20dB below limit line.



GSM1900									
Channel	Frequency (MHz)	EIRP (dBm)	Limit (dBm)	Over Limit (dB)	SPA Reading (dBm)	S.G. Power (dBm)	TX Cable loss (dB)	TX Antenna Gain (dBi)	Polarization (H/V)
Lowest	3700.4	-57.16	-13	-44.16	-80.16	-63.92	5.82	12.58	H
	5550.6	-57.30	-13	-44.30	-81.71	-63.02	7.28	13.00	H
	7400.8	-54.67	-13	-41.67	-81.43	-57.83	8.32	11.48	H
	3700.4	-55.12	-13	-42.12	-79.81	-61.88	5.82	12.58	V
	5550.6	-57.01	-13	-44.01	-81.85	-62.73	7.28	13.00	V
	7400.8	-54.58	-13	-41.58	-81.31	-57.74	8.32	11.48	V
Middle	3760	-57.40	-13	-44.40	-79.74	-64.15	5.85	12.60	H
	5640	-56.52	-13	-43.52	-80.64	-62.32	7.30	13.10	H
	7520	-55.46	-13	-42.46	-81.74	-58.61	8.35	11.50	H
	3760	-54.49	-13	-41.49	-79.99	-61.24	5.85	12.60	V
	5640	-54.70	-13	-41.70	-78.97	-60.50	7.30	13.10	V
	7520	-55.50	-13	-42.50	-81.76	-58.65	8.35	11.50	V
Highest	3819.6	-57.09	-13	-44.09	-79.87	-63.83	5.88	12.62	H
	5729.4	-56.74	-13	-43.74	-81.36	-62.55	7.32	13.13	H
	7639.2	-55.65	-13	-42.65	-81.52	-58.81	8.38	11.54	H
	3819.6	-55.57	-13	-42.57	-79.95	-62.31	5.88	12.62	V
	5729.4	-54.06	-13	-41.06	-79.16	-59.87	7.32	13.13	V
	7639.2	-54.79	-13	-41.79	-81.69	-57.95	8.38	11.54	V

Remark: Spurious emissions within 30-1000MHz were found more than 20dB below limit line.



GSM1900 (EDGE 1 Tx slots)									
Channel	Frequency (MHz)	EIRP (dBm)	Limit (dBm)	Over Limit (dB)	SPA Reading (dBm)	S.G. Power (dBm)	TX Cable loss (dB)	TX Antenna Gain (dBi)	Polarization (H/V)
Lowest	3700.4	-57.11	-13	-44.11	-80.11	-63.87	5.82	12.58	H
	5550.6	-57.37	-13	-44.37	-81.78	-63.09	7.28	13.00	H
	7400.8	-54.93	-13	-41.93	-81.69	-58.09	8.32	11.48	H
	3700.4	-55.25	-13	-42.25	-79.94	-62.01	5.82	12.58	V
	5550.6	-57.04	-13	-44.04	-81.88	-62.76	7.28	13.00	V
	7400.8	-55.04	-13	-42.04	-81.77	-58.20	8.32	11.48	V
Middle	3760	-57.77	-13	-44.77	-80.11	-64.52	5.85	12.60	H
	5640	-56.62	-13	-43.62	-80.74	-62.42	7.30	13.10	H
	7520	-55.38	-13	-42.38	-81.66	-58.53	8.35	11.50	H
	3760	-55.29	-13	-42.29	-80.79	-62.04	5.85	12.60	V
	5640	-54.89	-13	-41.89	-79.16	-60.69	7.30	13.10	V
	7520	-55.66	-13	-42.66	-81.92	-58.81	8.35	11.50	V
Highest	3819.6	-57.33	-13	-44.33	-80.11	-64.07	5.88	12.62	H
	5729.4	-55.89	-13	-42.89	-80.51	-61.70	7.32	13.13	H
	7639.2	-55.34	-13	-42.34	-81.21	-58.50	8.38	11.54	H
	3819.6	-55.86	-13	-42.86	-80.24	-62.60	5.88	12.62	V
	5729.4	-54.88	-13	-41.88	-79.98	-60.69	7.32	13.13	V
	7639.2	-54.74	-13	-41.74	-81.64	-57.90	8.38	11.54	V

Remark: Spurious emissions within 30-1000MHz were found more than 20dB below limit line.



WCDMA Band V(RMC 12.2Kbps)									
Channel	Frequency (MHz)	ERP (dBm)	Limit (dBm)	Over Limit (dB)	SPA Reading (dBm)	S.G. Power (dBm)	TX Cable loss (dB)	TX Antenna Gain (dBi)	Polarization (H/V)
Lowest	1652.8	-61.37	-13	-48.37	-72.93	-64.60	3.98	9.36	H
	2479.2	-55.91	-13	-42.91	-74.55	-59.46	4.85	10.55	H
	3305.6	-54.94	-13	-41.94	-75.82	-59.87	5.50	12.58	H
	1652.8	-60.89	-13	-47.89	-73.09	-64.12	3.98	9.36	V
	2479.2	-55.84	-13	-42.84	-74.80	-59.39	4.85	10.55	V
	3305.6	-54.43	-13	-41.43	-76.01	-59.36	5.50	12.58	V
Middle	1672.8	-61.19	-13	-48.19	-72.90	-64.44	4.00	9.40	H
	2509.2	-56.04	-13	-43.04	-74.94	-59.61	4.88	10.60	H
	3345.6	-55.07	-13	-42.07	-76.14	-60.00	5.52	12.60	H
	1672.8	-60.90	-13	-47.90	-73.32	-64.15	4.00	9.40	V
	2509.2	-55.82	-13	-42.82	-74.93	-59.39	4.88	10.60	V
	3345.6	-54.38	-13	-41.38	-75.75	-59.31	5.52	12.60	V
Highest	1693.2	-61.41	-13	-48.41	-73.41	-64.58	4.10	9.42	H
	2539.8	-56.05	-13	-43.05	-75.10	-59.63	4.90	10.63	H
	3386.4	-56.12	-13	-43.12	-76.33	-61.04	5.55	12.62	H
	1693.2	-60.95	-13	-47.95	-73.62	-64.12	4.10	9.42	V
	2539.8	-55.10	-13	-42.10	-74.37	-58.68	4.90	10.63	V
	3386.4	-54.11	-13	-41.11	-75.31	-59.03	5.55	12.62	V

Remark: Spurious emissions within 30-1000MHz were found more than 20dB below limit line.



WCDMA Band II(RMC 12.2Kbps)									
Channel	Frequency (MHz)	EIRP (dBm)	Limit (dBm)	Over Limit (dB)	SPA Reading (dBm)	S.G. Power (dBm)	TX Cable loss (dB)	TX Antenna Gain (dBi)	Polarization (H/V)
Lowest	3704.8	-56.56	-13	-43.56	-79.56	-63.32	5.82	12.58	H
	5557.2	-56.53	-13	-43.53	-80.94	-62.25	7.28	13.00	H
	7409.6	-53.55	-13	-40.55	-80.30	-56.71	8.32	11.48	H
	3704.8	-51.54	-13	-38.54	-76.23	-58.30	5.82	12.58	V
	5557.2	-55.05	-13	-42.05	-79.89	-60.77	7.28	13.00	V
	7409.6	-54.01	-13	-41.01	-80.73	-57.17	8.32	11.48	V
Middle	3760	-56.89	-13	-43.89	-79.23	-63.64	5.85	12.60	H
	5640	-55.79	-13	-42.79	-79.91	-61.59	7.30	13.10	H
	7520	-54.15	-13	-41.15	-80.43	-57.30	8.35	11.50	H
	3760	-50.98	-13	-37.98	-76.48	-57.73	5.85	12.60	V
	5640	-54.43	-13	-41.43	-78.7	-60.23	7.30	13.10	V
	7520	-54.49	-13	-41.49	-80.75	-57.64	8.35	11.50	V
Highest	3815.2	-56.58	-13	-43.58	-79.36	-63.32	5.88	12.62	H
	5722.8	-55.70	-13	-42.70	-80.32	-61.51	7.32	13.13	H
	7630.4	-54.88	-13	-41.88	-80.80	-58.04	8.38	11.54	H
	3815.2	-50.24	-13	-37.24	-74.62	-56.98	5.88	12.62	V
	5722.8	-52.61	-13	-39.61	-77.71	-58.42	7.32	13.13	V
	7630.4	-54.15	-13	-41.15	-80.75	-57.31	8.38	11.54	V

Remark: Spurious emissions within 30-1000MHz were found more than 20dB below limit line.



WCDMA Band IV(RMC 12.2Kbps)									
Channel	Frequency (MHz)	EIRP (dBm)	Limit (dBm)	Over Limit (dB)	SPA Reading (dBm)	S.G. Power (dBm)	TX Cable loss (dB)	TX Antenna Gain (dBi)	Polarization (H/V)
Lowest	3424.8	-61.74	-13	-48.74	-78.51	-68.62	5.60	12.48	H
	5137.2	-58.49	-13	-45.49	-80.26	-64.17	7.10	12.78	H
	6849.6	-54.79	-13	-41.79	-80.05	-58.18	8.38	11.77	H
	3424.8	-61.60	-13	-48.60	-78.43	-68.48	5.60	12.48	V
	5137.2	-58.27	-13	-45.27	-80.26	-63.95	7.10	12.78	V
	6849.6	-54.01	-13	-41.01	-79.77	-57.40	8.38	11.77	V
Middle	3465.2	-61.58	-13	-48.58	-78.52	-68.43	5.65	12.50	H
	5197.8	-59.02	-13	-46.02	-80.50	-64.69	7.13	12.80	H
	6930.4	-53.89	-13	-40.89	-79.68	-57.29	8.40	11.80	H
	3465.2	-61.69	-13	-48.69	-78.65	-68.54	5.65	12.50	V
	5197.8	-58.56	-13	-45.56	-80.35	-64.23	7.13	12.80	V
	6930.4	-53.73	-13	-40.73	-79.99	-57.13	8.40	11.80	V
Highest	3505.2	-61.20	-13	-48.20	-78.36	-68.04	5.68	12.52	H
	5257.8	-59.27	-13	-46.27	-80.72	-64.94	7.15	12.82	H
	7010.4	-53.63	-13	-40.63	-79.87	-57.06	8.42	11.85	H
	3505.2	-61.44	-13	-48.44	-78.57	-68.28	5.68	12.52	V
	5257.8	-59.04	-13	-46.04	-80.6	-64.71	7.15	12.82	V
	7010.4	-52.85	-13	-39.85	-79.54	-56.28	8.42	11.85	V

Remark: Spurious emissions within 30-1000MHz were found more than 20dB below limit line.