


Appendix D. SAR Test Setup Photos


Head Exposure Condition



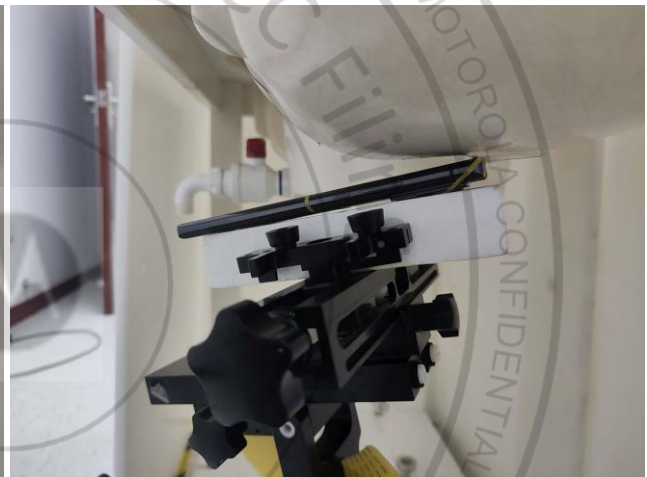
Right Cheek, Test Separation 0 mm



Right Tilted, Test Separation 0 mm



Left Cheek, Test Separation 0 mm



Left Tilted, Test Separation 0 mm


Hotspot Exposure Condition



Front, Test Separation 5 mm



Back, Test Separation 5 mm



Left Side, Test Separation 5 mm



Right Side, Test Separation 5 mm



Top Side, Test Separation 5 mm



Bottom Side, Test Separation 5 mm

Body-worn Exposure Condition



Front, Test Separation 5 mm



Back, Test Separation 5 mm



Front with headset, Test Separation 5 mm



Back with headset, Test Separation 5 mm

Sensor off



Front, Test Separation 15 mm



Back, Test Separation 19 mm


Product Specific 10g SAR



Front, Test Separation 0 mm



Back, Test Separation 0 mm



Left Side, Test Separation 0 mm



Right Side, Test Separation 0 mm



Top Side, Test Separation 0 mm



Bottom Side, Test Separation 0 mm

Sensor off



Front, Test Separation 10 mm



Front, Test Separation 11 mm



Back, Test Separation 16 mm



Back, Test Separation 5 mm



Left Side, Test Separation 12 mm




Right Side, Test Separation 7 mm

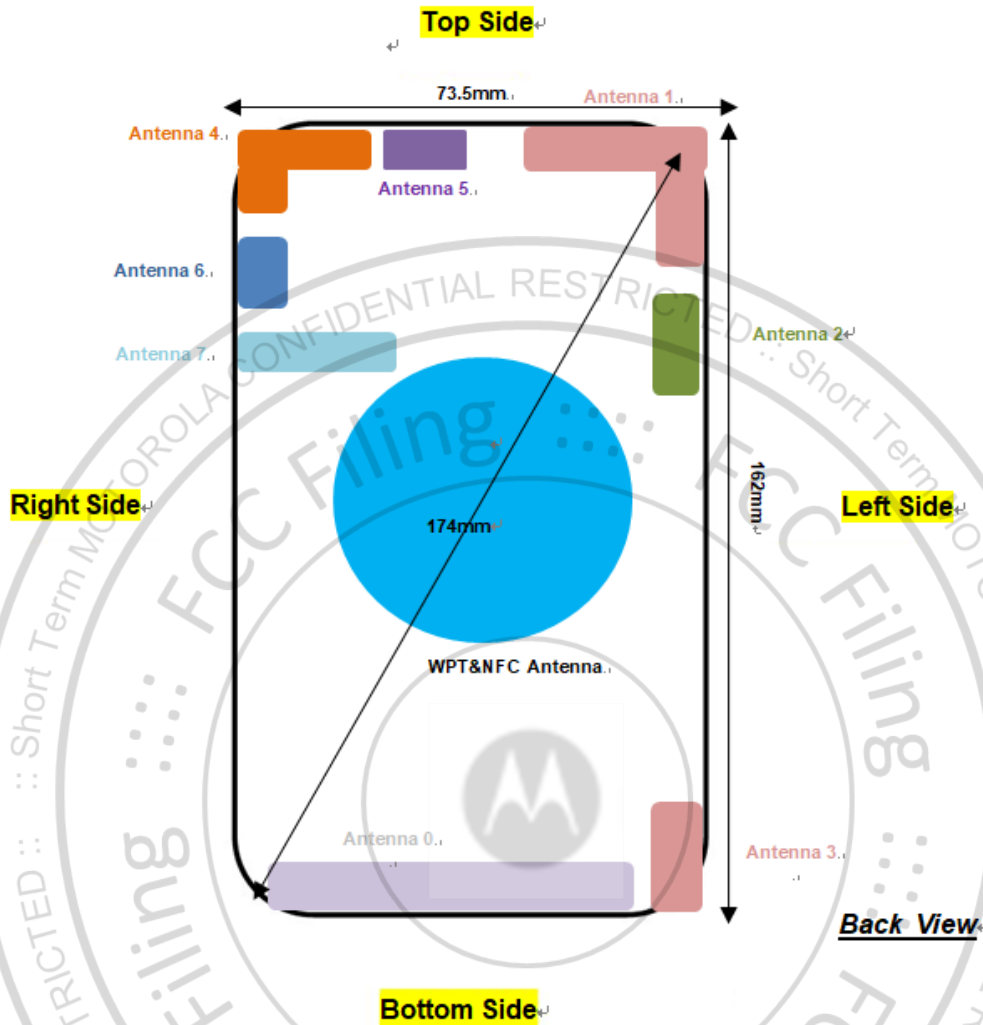


Top Side, Test Separation 15 mm

Bottom Side, Test Separation 13 mm



Antenna Location



Antenna	Support Band
Antenna 0	GSM: 850/1900<TX/RX> UMTS: B2/4/5 <TX/RX> LTE: B2/4/5/7/12/13/17/25/26/66/38/41<TX/RX> NR: n2/n5/n7/n66/n41<TX/RX>
Antenna 1	GSM: 850/1900<TX/RX> UMTS: B2/4/5 <TX/RX> LTE: B2/4/5/7/12/13/17/25/26/66/38/41<TX/RX> NR: n2/n5/n7/n66/n41<TX/RX>
Antenna 2	LTE: B42/43/48<TX/RX> 5G NR: n77/n78<TX/RX> WLAN 5GHz/6GHz<TX/RX>
Antenna 3	5G NR: n41/n77/n78<TX/RX>
Antenna 4	5G NR: n41<TX/RX> WLAN 2.4GHz<TX/RX> Bluetooth<TX/RX>
Antenna 5	5G NR: n77/n78<TX/RX>
Antenna 6	WLAN 2.4GHz<TX/RX> Bluetooth<TX/RX> WLAN 5GHz/6GHz<TX/RX>
Antenna 7	5G NR: n77/n78<TX/RX>
WPT&NFC Antenna	WPT&NFC<TX/RX>