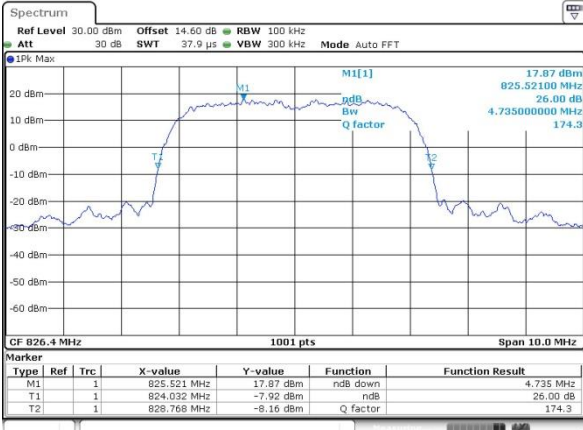




WCDMA Band V (RMC 12.2Kbps)

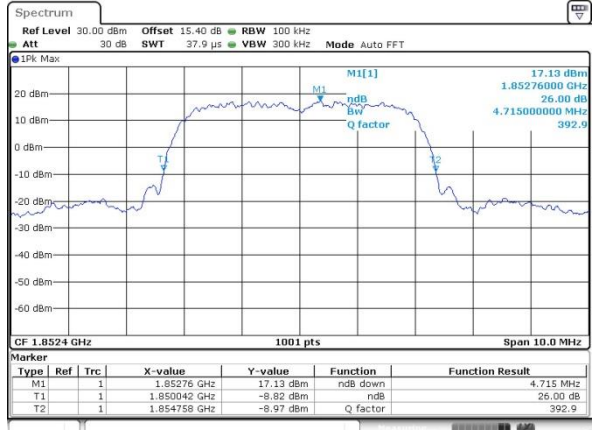
Lowest Channel



Date: 14 JUN 2022 23:48:19

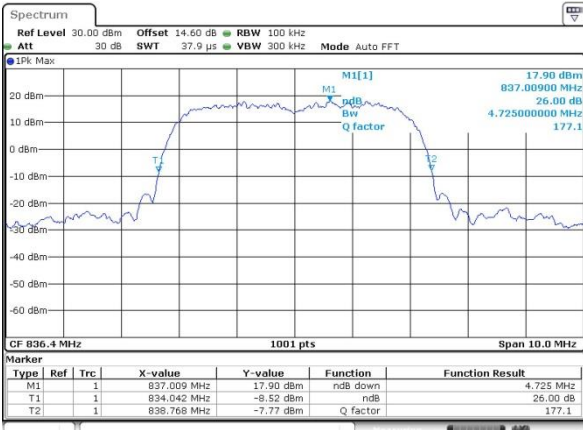
WCDMA Band II (RMC 12.2Kbps)

Lowest Channel



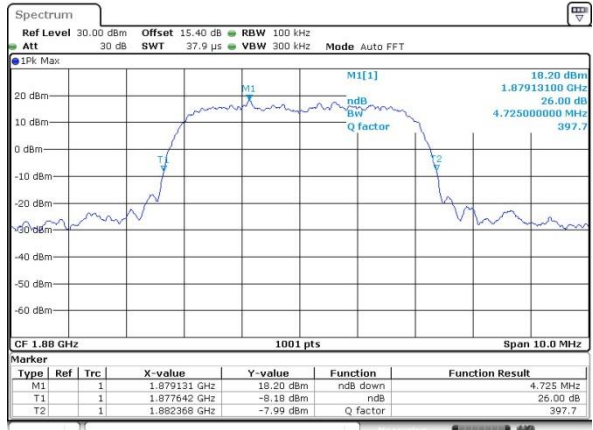
Date: 14 JUN 2022 23:28:47

Middle Channel



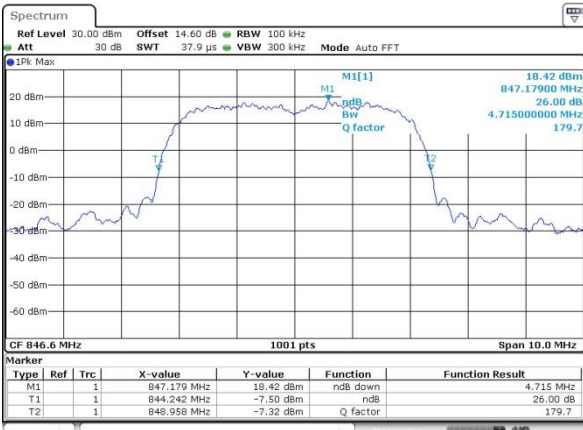
Date: 14 JUN 2022 23:48:55

Middle Channel



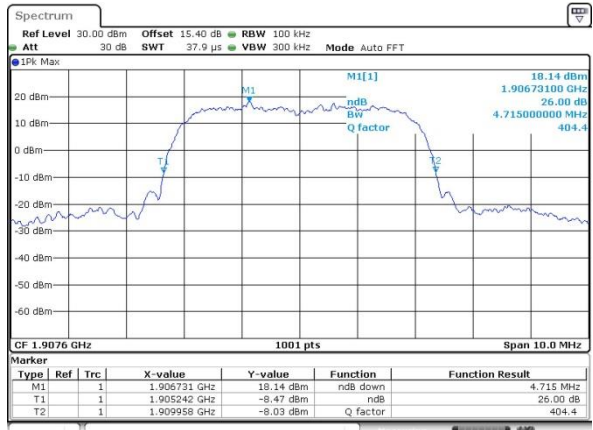
Date: 14 JUN 2022 23:29:15

Highest Channel

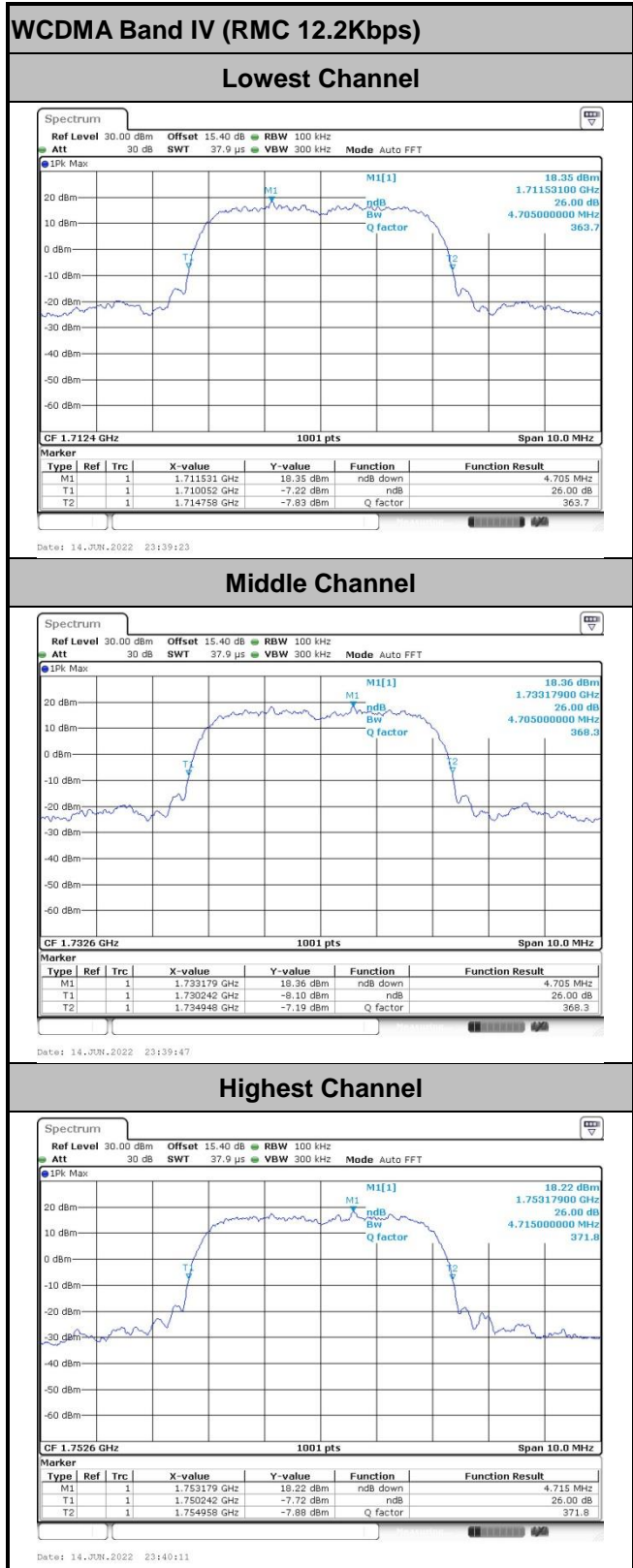


Date: 14 JUN 2022 23:49:20

Highest Channel



Date: 14 JUN 2022 23:29:38





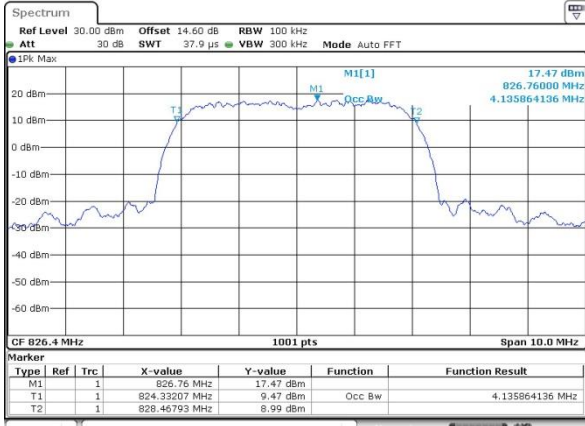
Occupied Bandwidth

Mode	WCDMA Band V(MHz)	WCDMA Band II(MHz)	WCDMA Band IV(MHz)
Mod.	RMC 12.2Kbps	RMC 12.2Kbps	RMC 12.2Kbps
Lowest CH	4.14	4.16	4.17
Middle CH	4.16	4.16	4.14
Highest CH	4.14	4.16	4.16



WCDMA Band V (RMC 12.2Kbps)

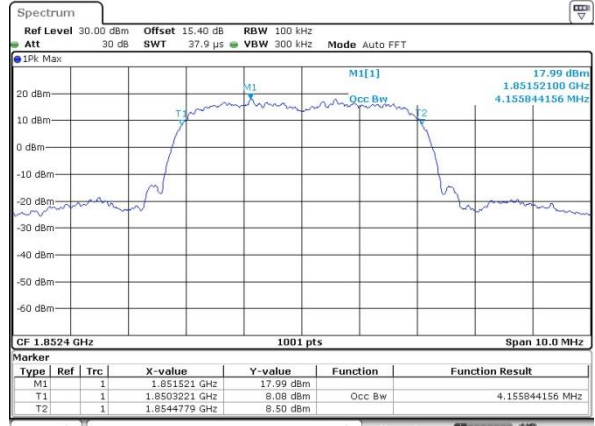
Lowest Channel



Date: 14 JUN 2022 23:51:20

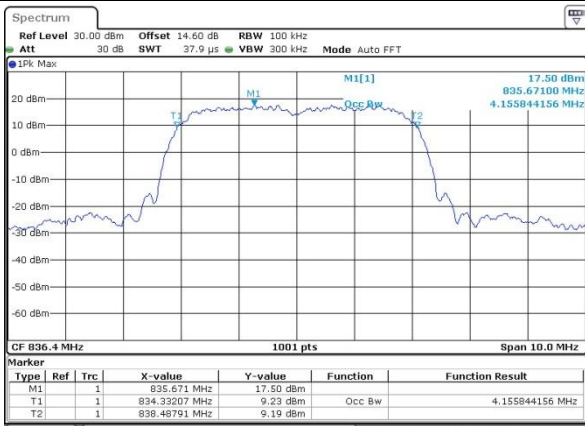
WCDMA Band II (RMC 12.2Kbps)

Lowest Channel



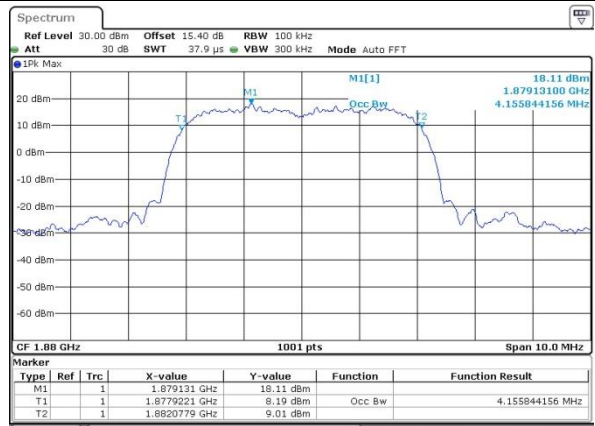
Date: 14 JUN 2022 23:31:57

Middle Channel



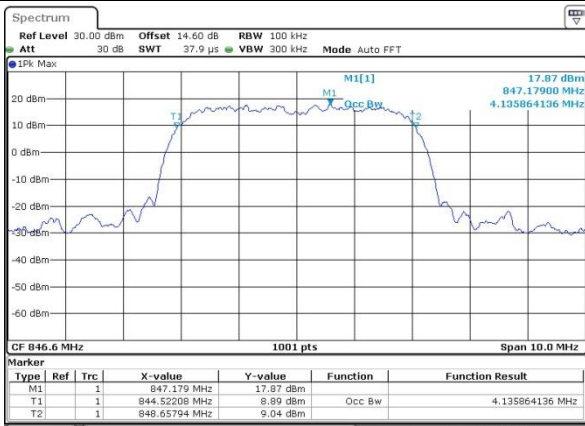
Date: 14 JUN 2022 23:51:40

Middle Channel



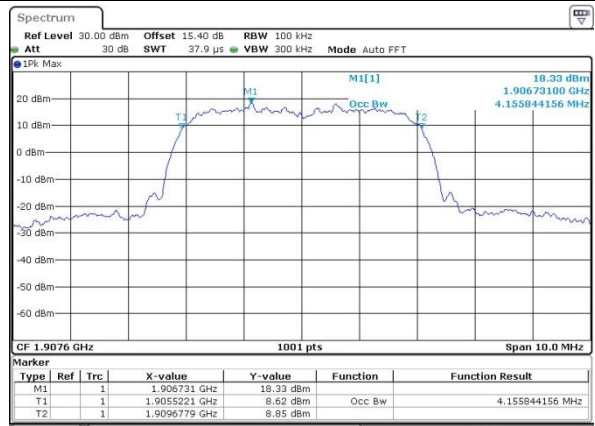
Date: 14 JUN 2022 23:32:21

Highest Channel

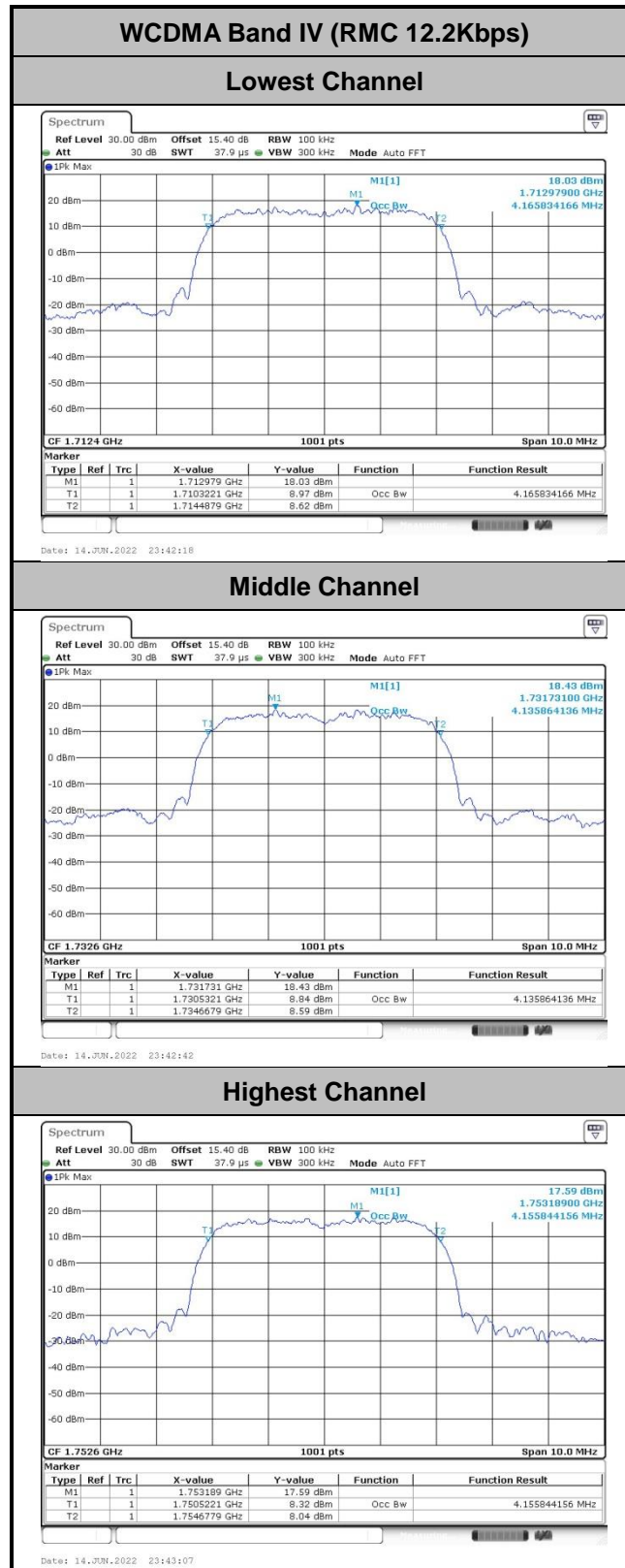


Date: 14 JUN 2022 23:52:02

Highest Channel

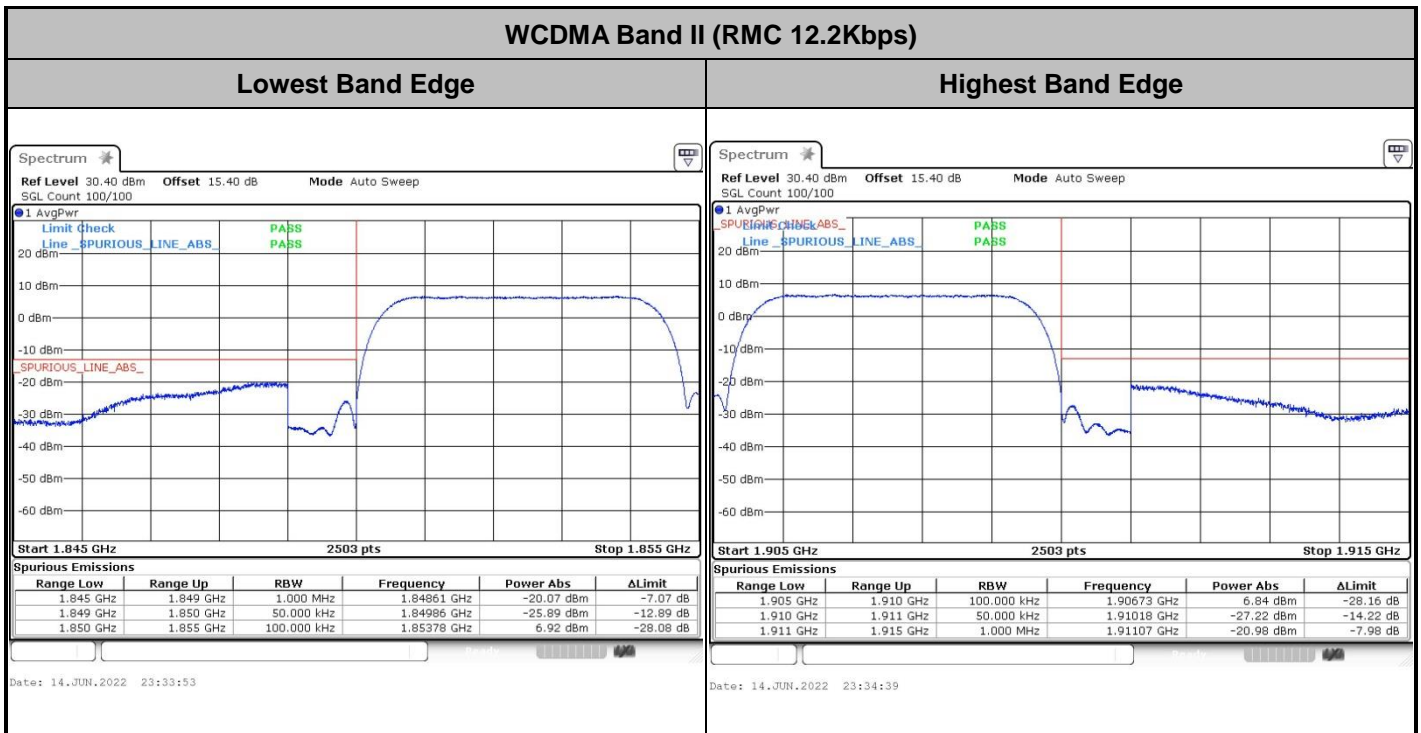
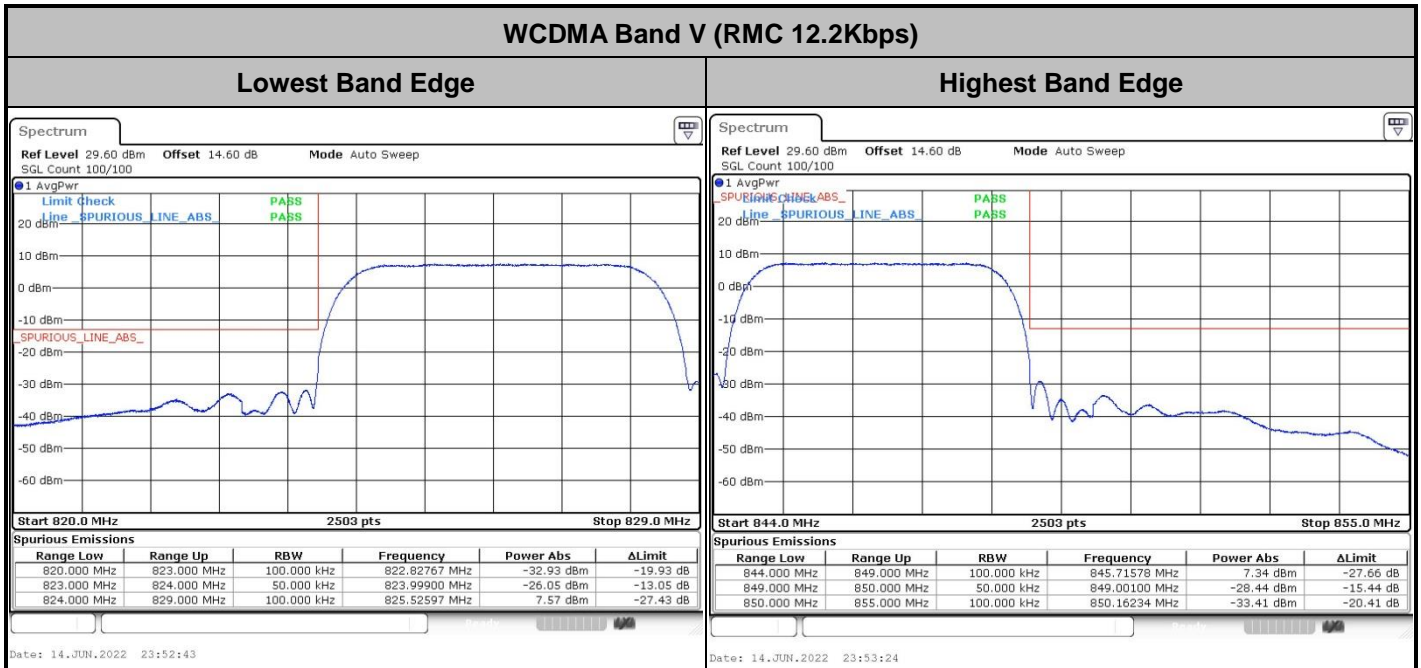


Date: 14 JUN 2022 23:32:48





Conducted Band Edge





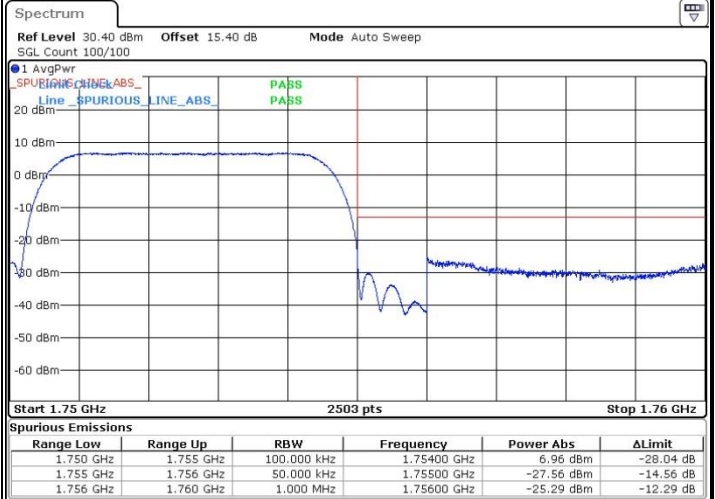
WCDMA Band IV (RMC 12.2Kbps)

Lowest Band Edge

Highest Band Edge



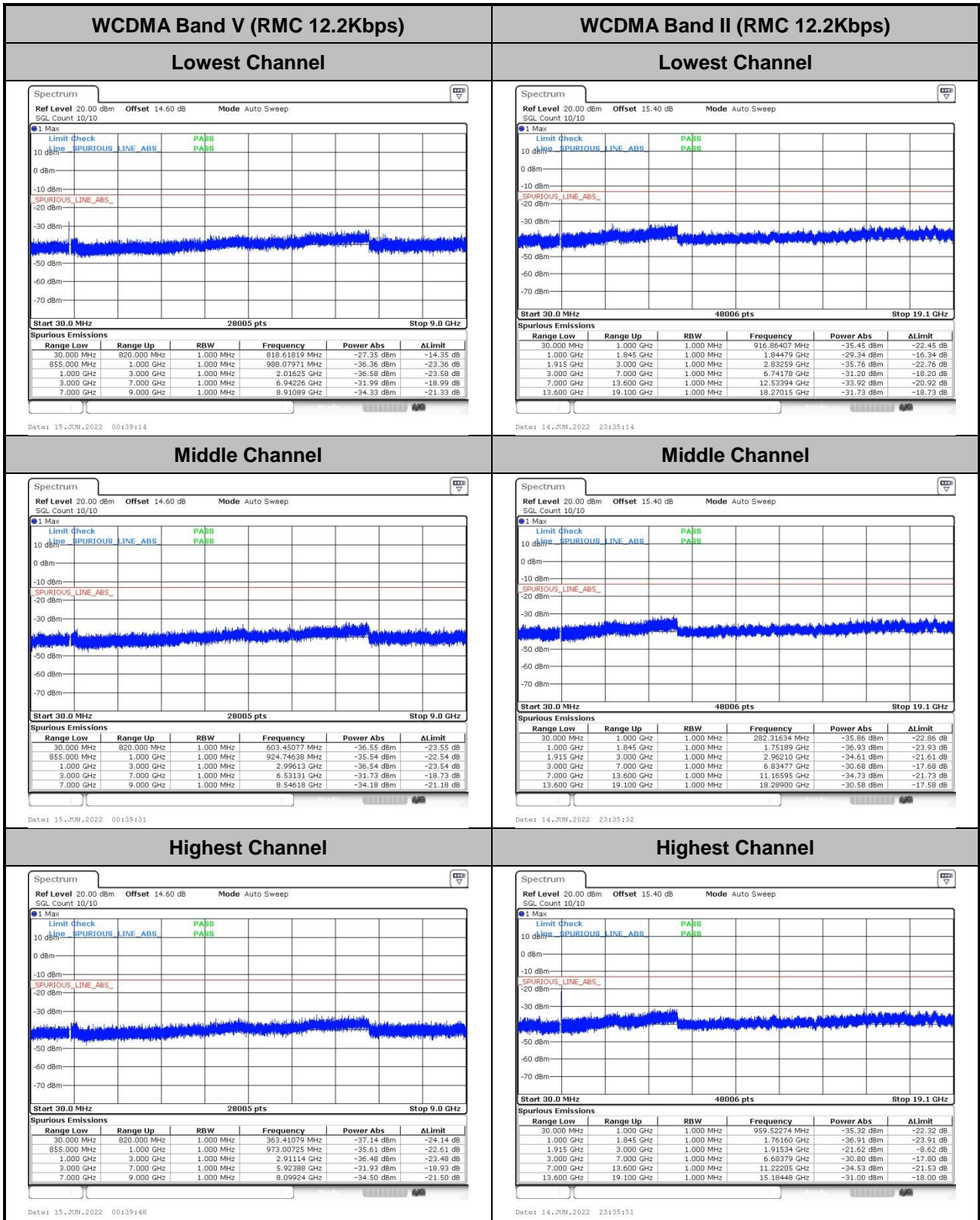
Date: 14.JUN.2022 23:43:43

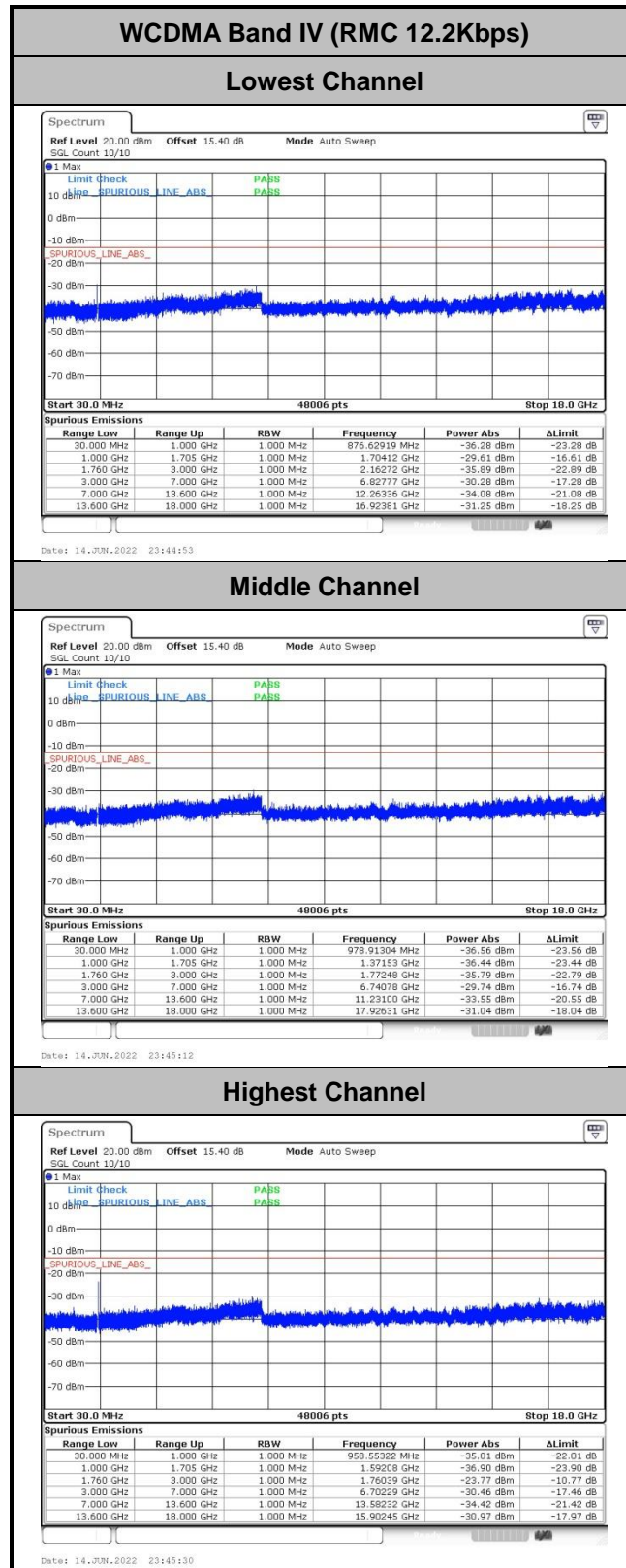


Date: 14.JUN.2022 23:44:28



Conducted Spurious Emission







Frequency Stability

Test Conditions	Middle Channel	WCDMA Band V (RMC 12.2KbpsRMC 12.2Kbps)	Limit 2.5ppm
Temperature (°C)	Voltage (Volt)	Deviation (ppm)	Result
50	Normal Voltage	0.0058	PASS
40	Normal Voltage	0.0077	
30	Normal Voltage	0.0085	
20(Ref.)	Normal Voltage	0.0000	
10	Normal Voltage	0.0104	
0	Normal Voltage	0.0128	
-10	Normal Voltage	0.0067	
-20	Normal Voltage	0.0121	
-30	Normal Voltage	0.0127	
20	Maximum Voltage	0.0111	
20	Normal Voltage	0.0126	
20	Battery End Point	0.0263	

Test Conditions	Middle Channel	WCDMA Band II (RMC 12.2Kbps)	Limit Note 2.
Temperature (°C)	Voltage (Volt)	Deviation (ppm)	Result
50	Normal Voltage	0.0169	PASS
40	Normal Voltage	0.0136	
30	Normal Voltage	0.0144	
20(Ref.)	Normal Voltage	0.0000	
10	Normal Voltage	0.0155	
0	Normal Voltage	0.0136	
-10	Normal Voltage	0.0247	
-20	Normal Voltage	0.0072	
-30	Normal Voltage	0.0169	
20	Maximum Voltage	0.0162	
20	Normal Voltage	0.0128	
20	Battery End Point	0.0019	



Test Conditions	Middle Channel	WCDMA Band IV (RMC 12.2Kbps)	Limit Note 2.
Temperature (°C)	Voltage (Volt)	Deviation (ppm)	Result
50	Normal Voltage	0.0048	PASS
40	Normal Voltage	0.0146	
30	Normal Voltage	0.0003	
20(Ref.)	Normal Voltage	0.0000	
10	Normal Voltage	0.0017	
0	Normal Voltage	0.0044	
-10	Normal Voltage	0.0172	
-20	Normal Voltage	0.0163	
-30	Normal Voltage	0.0061	
20	Maximum Voltage	0.0028	
20	Normal Voltage	0.0029	
20	Battery End Point	0.0118	

Note:

1. Normal Voltage = 3.89V ; Battery End Point (BEP) =3.4V. ; Maximum Voltage =4.48V
2. The frequency fundamental emissions stay within the authorized frequency block based on the frequency deviation measured is small.



Appendix B. Test Results of Radiated Test

Radiated Spurious Emission

Test Engineer :	Simle Wang	Temperature :	23~25°C
		Relative Humidity :	41~42%

GSM850 (GSM)								
Channel	Frequency (MHz)	ERP (dBm)	Limit (dBm)	Over Limit (dB)	S.G. Power (dBm)	TX Cable loss (dB)	TX Antenna Gain (dBi)	Polarization (H/V)
Middle	1672	-49.92	-13	-36.92	-56.89	1.58	10.70	H
	2508	-39.78	-13	-26.78	-48.03	2.102	12.50	H
	3348	-60.46	-13	-47.46	-69.35	2.856	13.90	H
	1672	-47.51	-13	-34.51	-54.48	1.58	10.70	V
	2508	-39.81	-13	-26.81	-48.06	2.10	12.50	V
	3348	-60.05	-13	-47.05	-68.94	2.86	13.90	V

Remark: Spurious emissions within 30-1000MHz were found more than 20dB below limit line.

GSM850 (EDGE class 8)								
Channel	Frequency (MHz)	ERP (dBm)	Limit (dBm)	Over Limit (dB)	S.G. Power (dBm)	TX Cable loss (dB)	TX Antenna Gain (dBi)	Polarization (H/V)
Middle	1672	-29.66	-13	-16.66	-36.63	1.58	10.70	H
	2512	-39.26	-13	-26.26	-47.51	2.102	12.50	H
	3344	-34.02	-13	-21.02	-42.91	2.856	13.90	H
	4184	-46.21	-13	-33.21	-54.67	2.689	13.30	H
	1672	-30.99	-13	-17.99	-37.96	1.58	10.70	V
	2512	-38.76	-13	-25.76	-47.01	2.10	12.50	V
	3344	-33.23	-13	-20.23	-42.12	2.86	13.90	V
	4184	-51.01	-13	-38.01	-59.47	2.69	13.30	V

Remark: Spurious emissions within 30-1000MHz were found more than 20dB below limit line.

GSM1900 (GSM)								
Channel	Frequency (MHz)	EIRP (dBm)	Limit (dBm)	Over Limit (dB)	S.G. Power (dBm)	TX Cable loss (dB)	TX Antenna Gain (dBi)	Polarization (H/V)
Middle	3759	-56.59	-13	-43.59	-68.85	2.64	14.90	H
	5640	-37.92	-13	-24.92	-49.78	2.94	14.80	H
	7524	-46.42	-13	-33.42	-56.19	3.39	13.16	H
	3759	-54.95	-13	-41.95	-67.21	2.64	14.90	V
	5640	-40.00	-13	-27.00	-51.86	2.94	14.80	V
	7524	-49.84	-13	-36.84	-59.61	3.39	13.16	V

Remark: Spurious emissions within 30-1000MHz were found more than 20dB below limit line.



GSM1900 (EDGE class 8)								
Channel	Frequency (MHz)	EIRP (dBm)	Limit (dBm)	Over Limit (dB)	S.G. Power (dBm)	TX Cable loss (dB)	TX Antenna Gain (dBi)	Polarization (H/V)
Middle	3765	-56.11	-13	-43.11	-68.37	2.64	14.90	H
	5640	-49.60	-13	-36.60	-61.46	2.94	14.80	H
	7515	-48.86	-13	-35.86	-58.63	3.39	13.16	H
	3765	-55.63	-13	-42.63	-67.89	2.64	14.90	V
	5640	-49.90	-13	-36.90	-61.76	2.94	14.80	V
	7515	-49.78	-13	-36.78	-59.55	3.39	13.16	V

Remark: Spurious emissions within 30-1000MHz were found more than 20dB below limit line.

WCDMA Band II(RMC 12.2Kbps)								
Channel	Frequency (MHz)	EIRP (dBm)	Limit (dBm)	Over Limit (dB)	S.G. Power (dBm)	TX Cable loss (dB)	TX Antenna Gain (dBi)	Polarization (H/V)
Middle	3765	-55.89	-13	-42.89	-68.15	2.64	14.90	H
	5640	-52.15	-13	-39.15	-64.01	2.94	14.80	H
	7520	-51.62	-13	-38.62	-61.39	3.39	13.16	H
	3765	-55.38	-13	-42.38	-67.64	2.64	14.90	V
	5640	-54.00	-13	-41.00	-65.86	2.94	14.80	V
	7515	-51.64	-13	-38.64	-61.41	3.39	13.16	V

Remark: Spurious emissions within 30-1000MHz were found more than 20dB below limit line.

WCDMA Band IV(RMC 12.2Kbps)								
Channel	Frequency (MHz)	EIRP (dBm)	Limit (dBm)	Over Limit (dB)	S.G. Power (dBm)	TX Cable loss (dB)	TX Antenna Gain (dBi)	Polarization (H/V)
Middle	3465	-57.33	-13	-44.33	-68.07	2.604	13.34	H
	5190	-52.77	-13	-39.77	-63.28	3.011	13.52	H
	6930	-52.89	-13	-39.89	-63.09	3.271	13.47	H
	3465	-57.40	-13	-44.40	-68.14	2.604	13.34	V
	5190	-47.64	-13	-34.64	-58.15	3.011	13.52	V
	6930	-53.07	-13	-40.07	-63.27	3.271	13.47	V

Remark: Spurious emissions within 30-1000MHz were found more than 20dB below limit line.

WCDMA Band V (RMC 12.2Kbps)								
Channel	Frequency (MHz)	ERP (dBm)	Limit (dBm)	Over Limit (dB)	S.G. Power (dBm)	TX Cable loss (dB)	TX Antenna Gain (dBi)	Polarization (H/V)
Middle	1672	-64.74	-13	-51.74	-71.71	1.58	10.70	H
	2512	-59.24	-13	-46.24	-67.49	2.102	12.50	H
	3344	-59.83	-13	-46.83	-68.72	2.856	13.90	H
	1672	-63.90	-13	-50.90	-70.87	1.58	10.70	V
	2512	-59.48	-13	-46.48	-67.73	2.10	12.50	V
	3344	-60.00	-13	-47.00	-68.89	2.86	13.90	V

Remark: Spurious emissions within 30-1000MHz were found more than 20dB below limit line.