

Appendix D. SAR Test Setup Photos

Head Exposure Condition



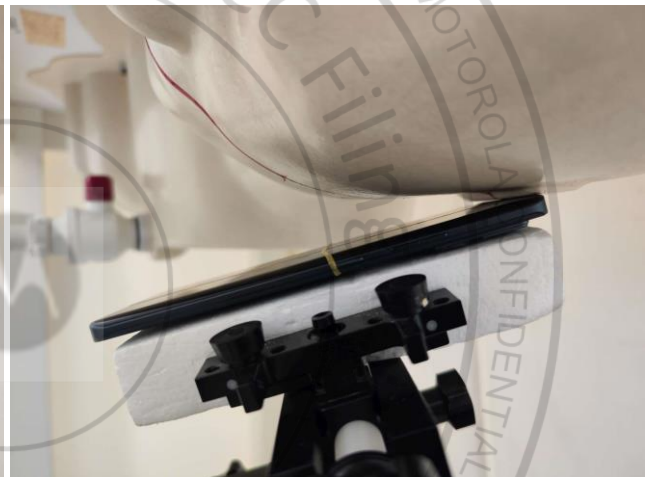
Right Cheek, Test Separation 0 mm



Right Tilted, Test Separation 0 mm



Left Cheek, Test Separation 0 mm



Left Tilted, Test Separation 0 mm

Body-worn Exposure Condition



Front, Test Separation 5 mm



Back, Test Separation 5 mm

<Sensor off>



Front, Test Separation 17 mm



Back, Test Separation 25 mm


Product Specific 10g SAR



Front, Test Separation 0 mm



Back, Test Separation 0 mm



Right Side, Test Separation 0 mm



Top Side, Test Separation 0 mm


<Sensor off>




Front, Test Separation 13 mm



Back, Test Separation 11 mm



Right Side, Test Separation 5 mm



Top Side, Test Separation 9 mm

Appendix D. PD Test Setup Photos



Top Side, Test Separation 2 mm

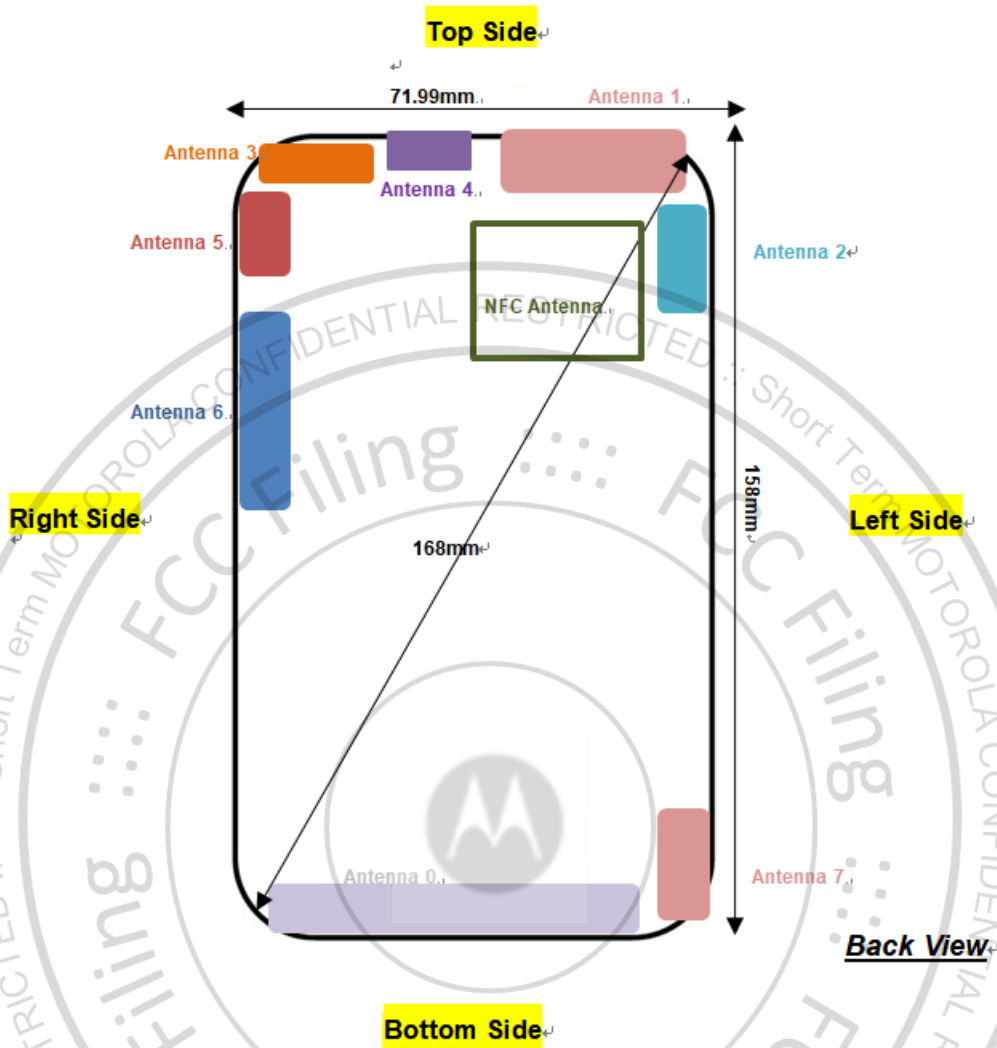


Top Side, Test Separation 10 mm



Top Side, Test Separation 8.59 mm

Antenna Location



Antenna	Support Band
Antenna 0	GSM: 850/1900<TX/RX> WCDMA: B2/B4/B5<TX/RX> LTE: B2/B4/B5/B12/B13 /B17/B25/B26/B38/B41/B66 <TX/RX> NR SA: n7/n38/n41<TX/RX> NR NSA: n5/n7/n66 <TX/RX>
Antenna 1	LTE: B5/B7 <TX/RX> NR SA: n7 <TX/RX> NR NSA: n5/n7/n66 <TX/RX>
Antenna 2	LTE: B42<TX/RX> NR: n77/78<TX/RX>
Antenna 3	WLAN 2.4GHz Chain 1<TX/RX> Bluetooth Chain 1<TX/RX>
Antenna 4	WLAN 5GHz/6GHz Chain 1<TX/RX> NR: n78 <TX/RX>
Antenna 5	WLAN 2.4GHz/5GHz/6GHz Chain 0<TX/RX> Bluetooth Chain 0<TX/RX>
Antenna 6	NR: n78 <TX/RX>
Antenna 7	NR: n78<TX/RX>
NFC Antenna	NFC<TX/RX>

Note: LTE B7 Ant 1 only for LTE inter-band uplink CA. LTE B5 Ant 1 only for EN-DC combination and LTE inter-band uplink CA.