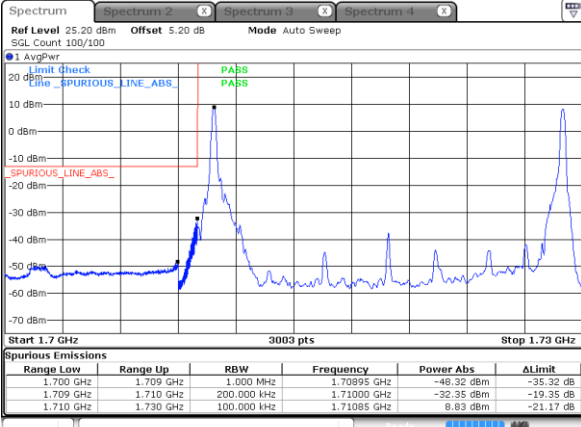




LTE Band 66B / 15MHz+5MHz

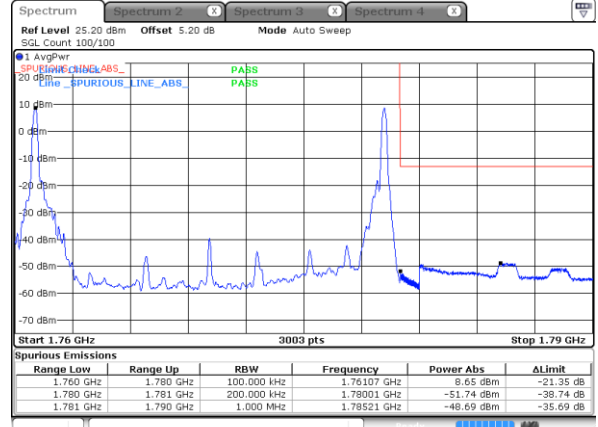
256QAM

Lowest Band Edge / 1RB0 and 1RBMAX



Date: 13 MAY 2022 18:37:48

Highest Band Edge / 1RB0 and 1RBMAX



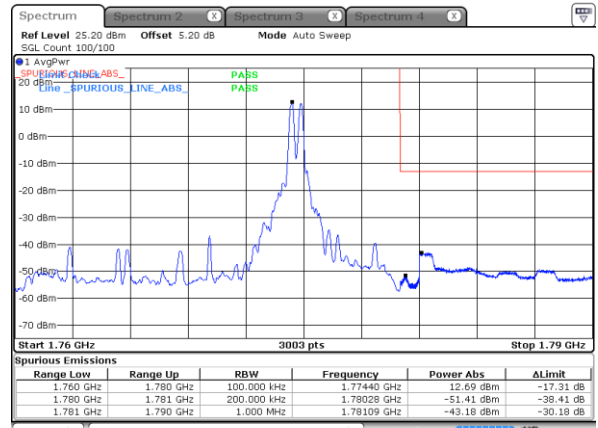
Date: 13 MAY 2022 18:41:19

Lowest Band Edge / 1RBMAX and 1RB0



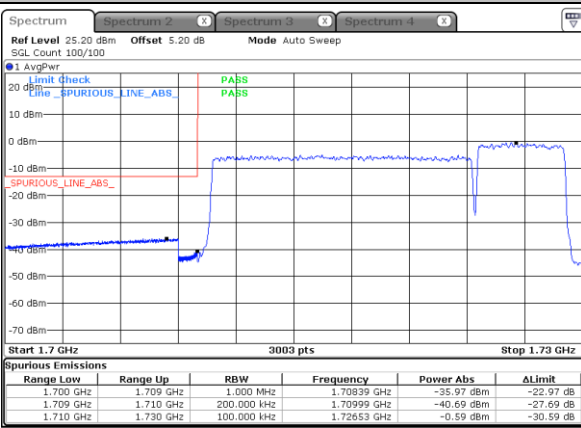
Date: 13 MAY 2022 18:38:16

Highest Band Edge / 1RBMAX and 1RB0



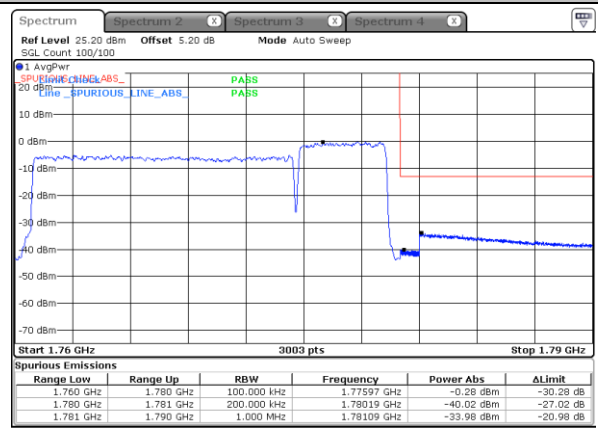
Date: 13 MAY 2022 18:40:54

Lowest Band Edge / Full RB



Date: 13 MAY 2022 18:37:19

Highest Band Edge / Full RB

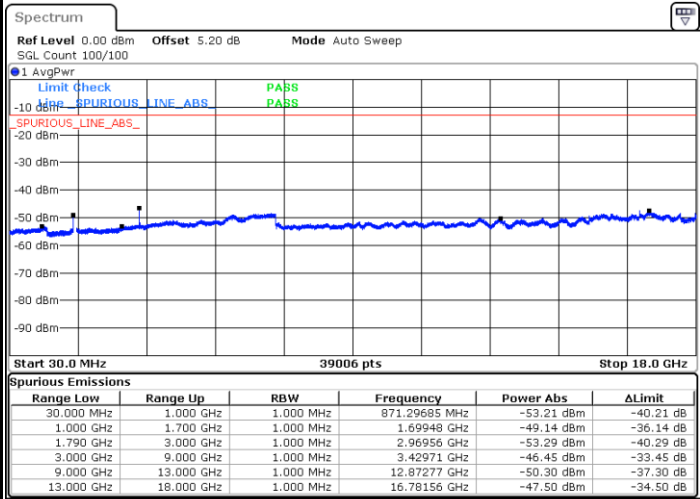


Date: 13 MAY 2022 18:41:41



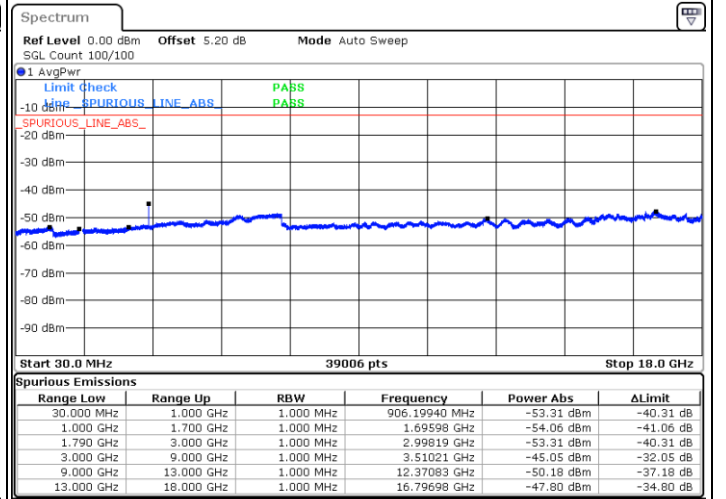
# Conducted Spurious Emission

LTE Band 66B / 5MHz+5MHz QPSK Lowest Channel / 1RBMAX and 1RB0



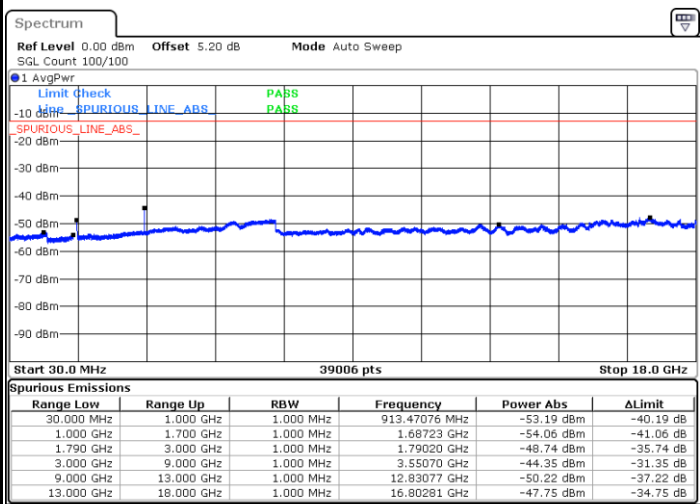
Date: 3 MAY 2022 23:42:03

LTE Band 66B / 5MHz+5MHz QPSK Middle Channel / 1RBMAX and 1RB0

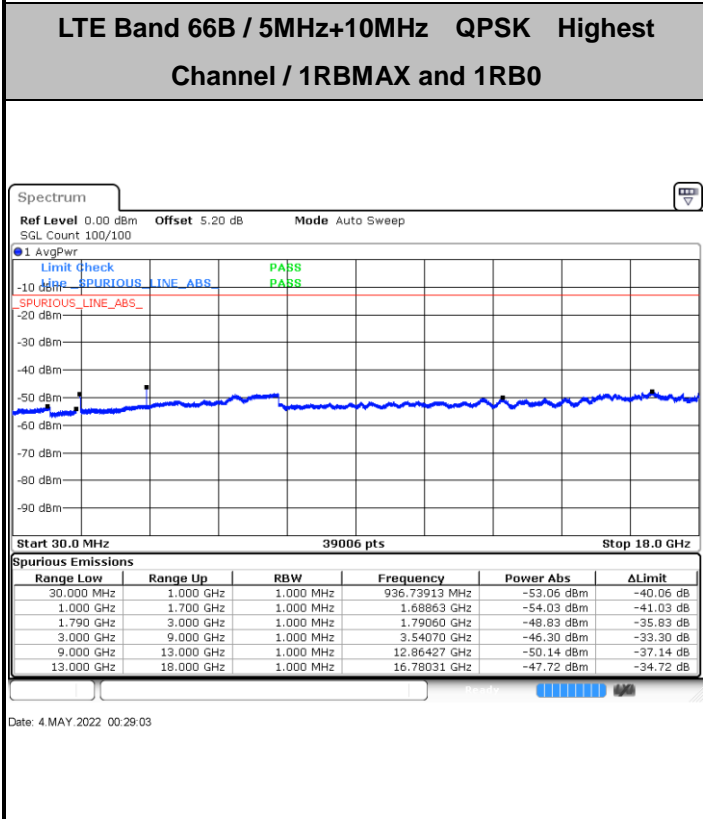
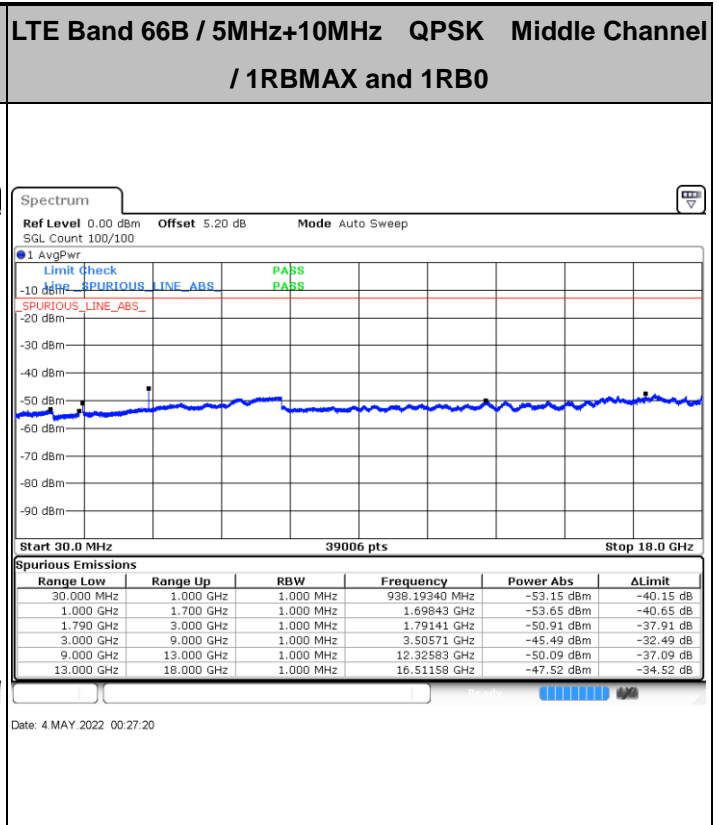
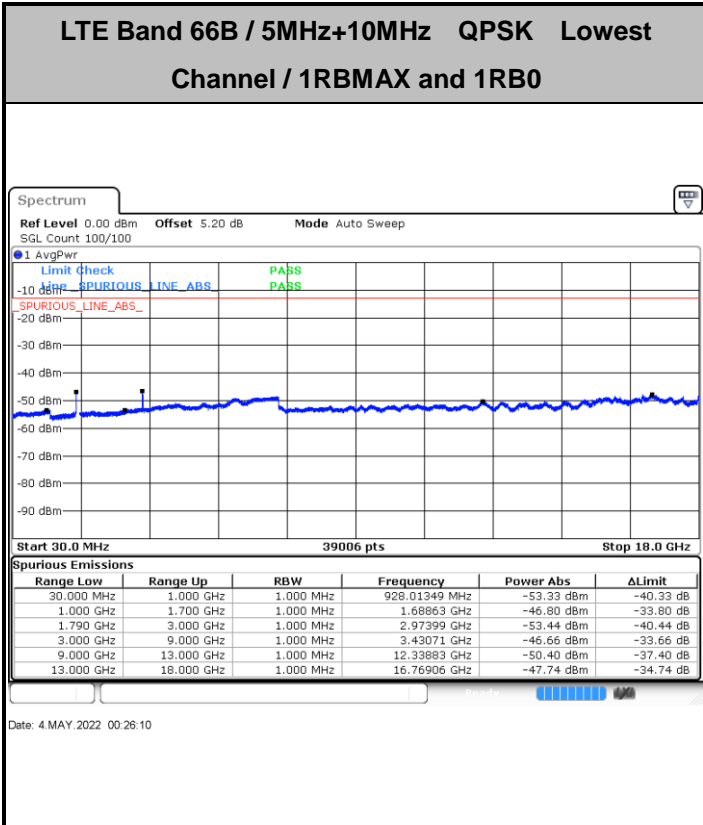


Date: 3 MAY 2022 23:43:13

LTE Band 66B / 5MHz+5MHz QPSK Highest Channel / 1RBMAX and 1RB0



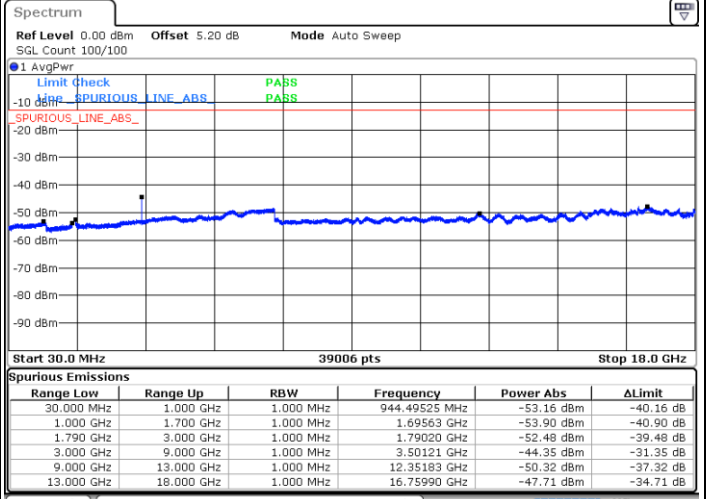
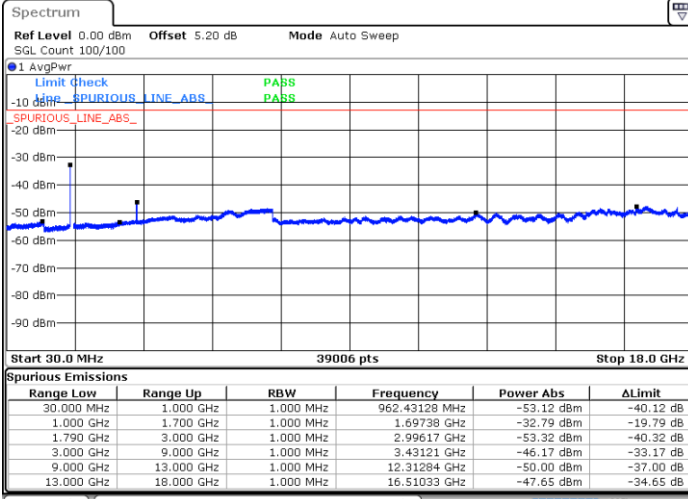
Date: 4 MAY 2022 00:01:22





LTE Band 66B / 5MHz+15MHz QPSK Lowest Channel / 1RBMAX and 1RB0

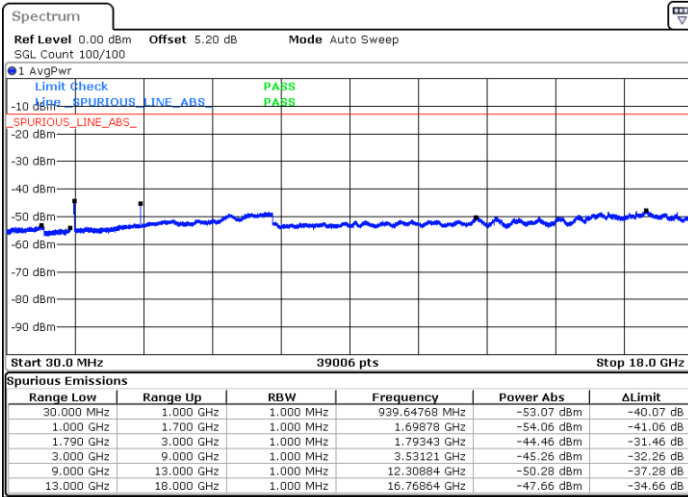
LTE Band 66B / 5MHz+15MHz QPSK Middle Channel / 1RBMAX and 1RB0



Date: 4 MAY 2022 00:50:47

Date: 4 MAY 2022 00:52:28

LTE Band 66B / 5MHz+15MHz QPSK Highest Channel / 1RBMAX and 1RB0

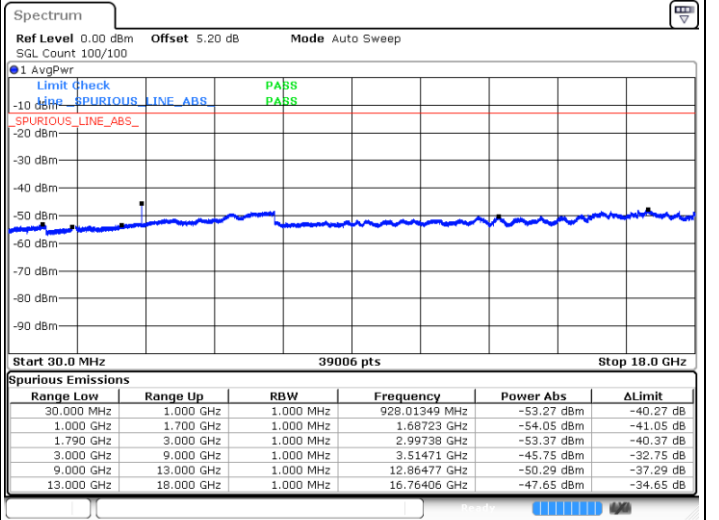
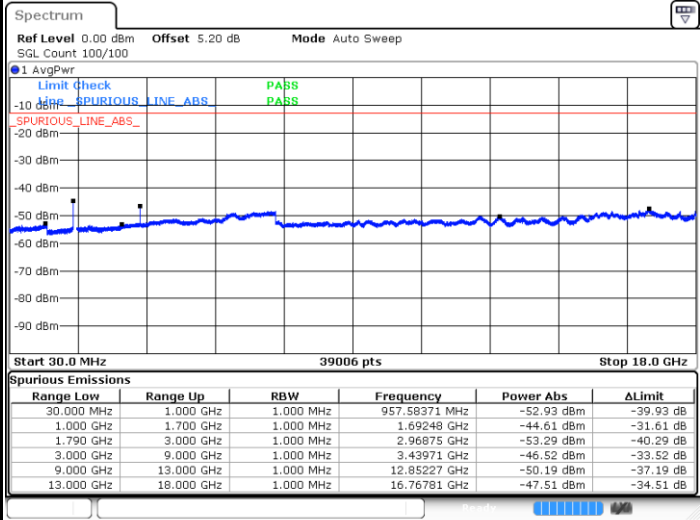


Date: 4 MAY 2022 00:53:32



**LTE Band 66B / 10MHz+5MHz QPSK Lowest Channel / 1RBMAX and 1RB0**

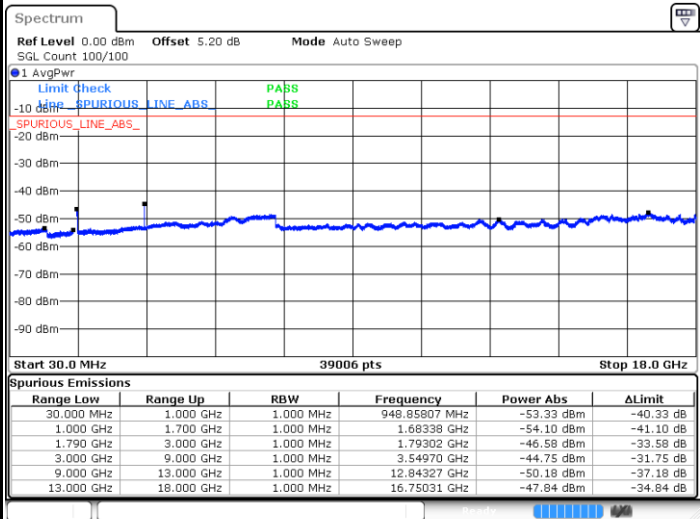
**LTE Band 66B / 10MHz+5MHz QPSK Middle Channel / 1RBMAX and 1RB0**



Date: 4 MAY 2022 01:14:39

Date: 4 MAY 2022 01:15:49

**LTE Band 66B / 10MHz+5MHz QPSK Highest Channel / 1RBMAX and 1RB0**

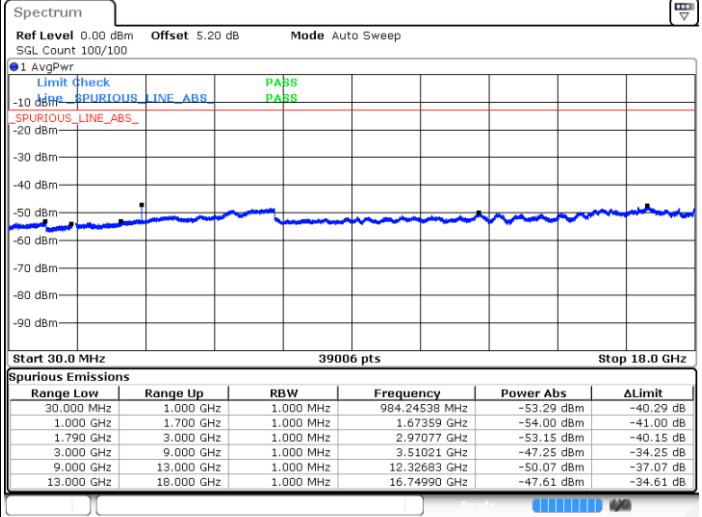
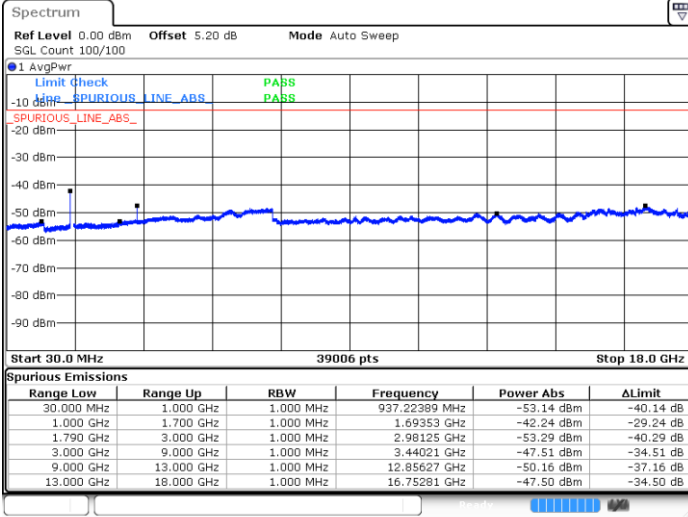


Date: 4 MAY 2022 01:17:21



**LTE Band 66B / 10MHz+10MHz QPSK Lowest Channel / 1RBMAX and 1RB0**

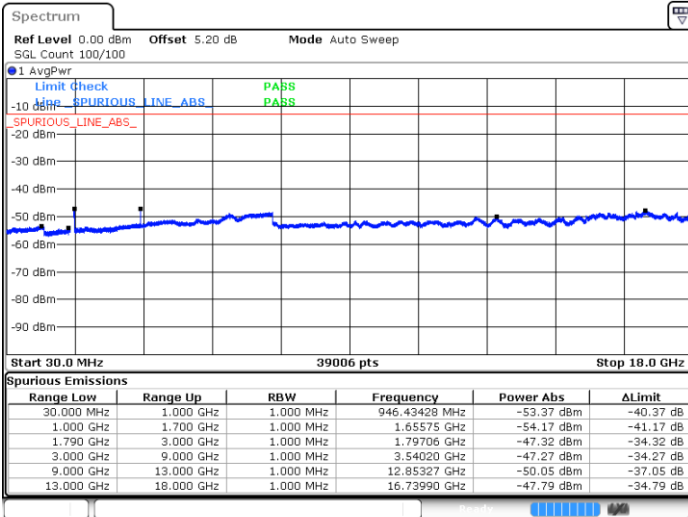
**LTE Band 66B / 10MHz+10MHz QPSK Middle Channel / 1RBMAX and 1RB0**



Date: 4 MAY 2022 01:41:38

Date: 4 MAY 2022 01:42:48

**LTE Band 66B / 10MHz+10MHz QPSK Highest Channel / 1RBMAX and 1RB0**

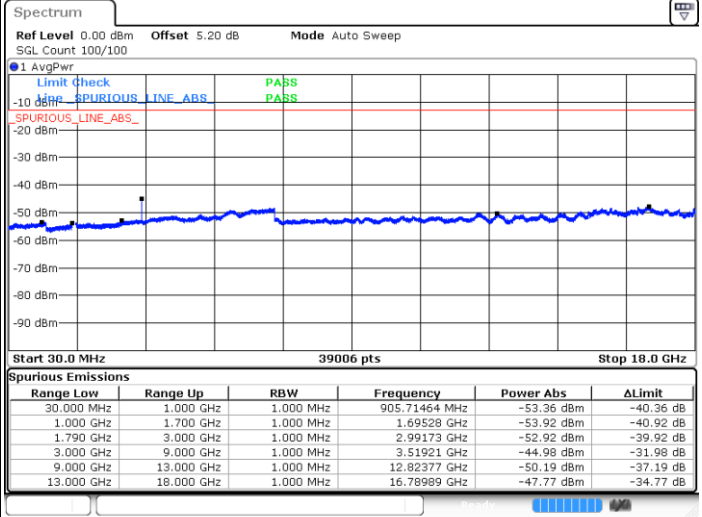
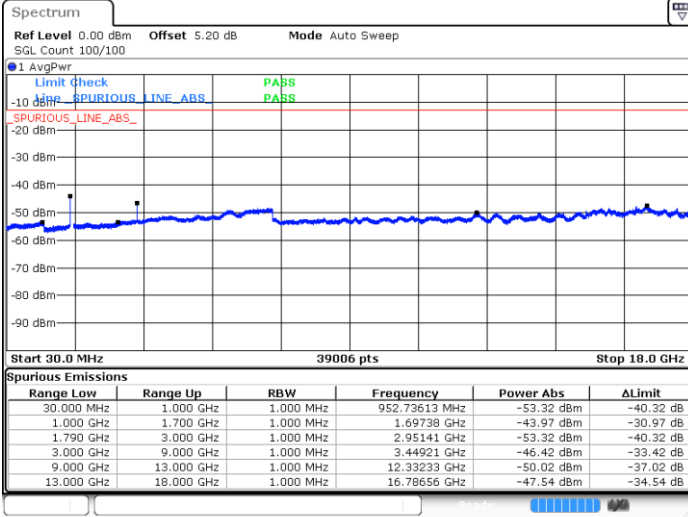


Date: 4 MAY 2022 01:43:52



LTE Band 66B / 15MHz+5MHz QPSK Lowest Channel / 1RBMAX and 1RB0

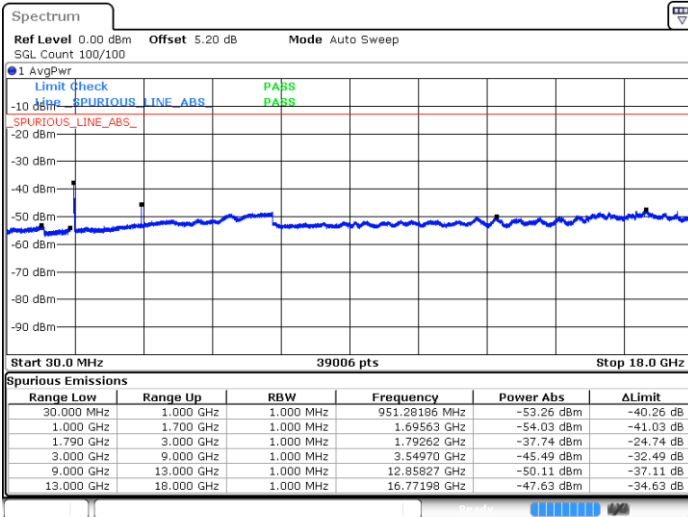
LTE Band 66B / 15MHz+5MHz QPSK Middle Channel / 1RBMAX and 1RB0



Date: 4 MAY 2022 02:03:41

Date: 4 MAY 2022 02:04:51

LTE Band 66B / 15MHz+5MHz QPSK Highest Channel / 1RBMAX and 1RB0



Date: 4 MAY 2022 02:05:55



Frequency Stability

Test Conditions		LTE Band 66B (QPSK) / Middle Channel	Limit
Temperature (°C)	Voltage (Volt)	BW 10+10MHz	Note 2.
		Deviation (ppm)	Result
50	Normal Voltage	0.0021	PASS
40	Normal Voltage	0.0009	
30	Normal Voltage	0.0011	
20(Ref.)	Normal Voltage	0.0000	
10	Normal Voltage	0.0014	
0	Normal Voltage	0.0008	
-10	Normal Voltage	0.0002	
-20	Normal Voltage	0.0011	
-30	Normal Voltage	0.0016	
20	Maximum Voltage	0.0011	
20	Normal Voltage	0.0010	
20	Battery End Point	0.0019	

Note:

1. Normal Voltage =3.89 V. ; Battery End Point (BEP) =3.6 V. ; Maximum Voltage =4.48 V.
2. Note: The frequency fundamental emissions stay within the authorized frequency block.





# LTE Band 66C

## 26dB Bandwidth

Mode	LTE Band 66C : 26dB BW(MHz)	
Mod.	QPSK	16QAM
BW	5MHz+20MHz	5MHz+20MHz
Middle CH	25.03	24.93
Mode	LTE Band 66C : 26dB BW(MHz)	
Mod.	QPSK	16QAM
BW	10MHz+15MHz	10MHz+15MHz
Middle CH	25.33	25.48
Mode	LTE Band 66C : 26dB BW(MHz)	
Mod.	QPSK	16QAM
BW	10MHz+20MHz	10MHz+20MHz
Middle CH	29.97	29.91
Mode	LTE Band 66C : 26dB BW(MHz)	
Mod.	QPSK	16QAM
BW	15MHz+10MHz	15MHz+10MHz
Middle CH	25.43	25.38
Mode	LTE Band 66C : 26dB BW(MHz)	
Mod.	QPSK	16QAM
BW	15MHz+15MHz	15MHz+15MHz
Middle CH	30.75	30.63
Mode	LTE Band 66C : 26dB BW(MHz)	
Mod.	QPSK	16QAM
BW	15MHz+20MHz	15MHz+20MHz
Middle CH	34.97	34.90
Mode	LTE Band 66C : 26dB BW(MHz)	
Mod.	QPSK	16QAM
BW	20MHz+5MHz	20MHz+5MHz
Middle CH	25.08	24.93
Mode	LTE Band 66C : 26dB BW(MHz)	
Mod.	QPSK	16QAM
BW	20MHz+10MHz	20MHz+10MHz
Middle CH	30.03	29.91
Mode	LTE Band 66C : 26dB BW(MHz)	



Mod.	QPSK	16QAM
BW	20MHz+15MHz	20MHz+15MHz
Middle CH	35.04	34.97
Mode	LTE Band 66C : 26dB BW(MHz)	
Mod.	QPSK	16QAM
BW	20MHz+20MHz	20MHz+20MHz
Middle CH	39.80	39.88

**LTE Band 66C**

QPSK	16QAM																																																								
Middle Channel / 5MHz+20MHz	Middle Channel / 5MHz+20MHz																																																								
<table border="1" style="width: 100%; font-size: 8px;"> <thead> <tr> <th>Type</th> <th>Ref</th> <th>Trc</th> <th>X-value</th> <th>Y-value</th> <th>Function</th> <th>Function Result</th> </tr> </thead> <tbody> <tr> <td>M1</td> <td>1</td> <td></td> <td>1.743986 GHz</td> <td>17.81 dBm</td> <td>ndB down</td> <td>25.025 MHz</td> </tr> <tr> <td>T1</td> <td>1</td> <td></td> <td>1.742488 GHz</td> <td>-7.78 dBm</td> <td>ndB</td> <td>26.00 dB</td> </tr> <tr> <td>T2</td> <td>1</td> <td></td> <td>1.767513 GHz</td> <td>-8.23 dBm</td> <td>Q factor</td> <td>69.7</td> </tr> </tbody> </table> <p style="font-size: 8px;">Date: 9.MAY.2022 16:26:04</p>	Type	Ref	Trc	X-value	Y-value	Function	Function Result	M1	1		1.743986 GHz	17.81 dBm	ndB down	25.025 MHz	T1	1		1.742488 GHz	-7.78 dBm	ndB	26.00 dB	T2	1		1.767513 GHz	-8.23 dBm	Q factor	69.7	<table border="1" style="width: 100%; font-size: 8px;"> <thead> <tr> <th>Type</th> <th>Ref</th> <th>Trc</th> <th>X-value</th> <th>Y-value</th> <th>Function</th> <th>Function Result</th> </tr> </thead> <tbody> <tr> <td>M1</td> <td>1</td> <td></td> <td>1.746983 GHz</td> <td>18.41 dBm</td> <td>ndB down</td> <td>24.925 MHz</td> </tr> <tr> <td>T1</td> <td>1</td> <td></td> <td>1.742488 GHz</td> <td>-7.19 dBm</td> <td>ndB</td> <td>26.00 dB</td> </tr> <tr> <td>T2</td> <td>1</td> <td></td> <td>1.767413 GHz</td> <td>-7.47 dBm</td> <td>Q factor</td> <td>70.1</td> </tr> </tbody> </table> <p style="font-size: 8px;">Date: 9.MAY.2022 16:24:50</p>	Type	Ref	Trc	X-value	Y-value	Function	Function Result	M1	1		1.746983 GHz	18.41 dBm	ndB down	24.925 MHz	T1	1		1.742488 GHz	-7.19 dBm	ndB	26.00 dB	T2	1		1.767413 GHz	-7.47 dBm	Q factor	70.1
Type	Ref	Trc	X-value	Y-value	Function	Function Result																																																			
M1	1		1.743986 GHz	17.81 dBm	ndB down	25.025 MHz																																																			
T1	1		1.742488 GHz	-7.78 dBm	ndB	26.00 dB																																																			
T2	1		1.767513 GHz	-8.23 dBm	Q factor	69.7																																																			
Type	Ref	Trc	X-value	Y-value	Function	Function Result																																																			
M1	1		1.746983 GHz	18.41 dBm	ndB down	24.925 MHz																																																			
T1	1		1.742488 GHz	-7.19 dBm	ndB	26.00 dB																																																			
T2	1		1.767413 GHz	-7.47 dBm	Q factor	70.1																																																			
Middle Channel / 10MHz+15MHz	Middle Channel / 10MHz+15MHz																																																								
<table border="1" style="width: 100%; font-size: 8px;"> <thead> <tr> <th>Type</th> <th>Ref</th> <th>Trc</th> <th>X-value</th> <th>Y-value</th> <th>Function</th> <th>Function Result</th> </tr> </thead> <tbody> <tr> <td>M1</td> <td>1</td> <td></td> <td>1.744036 GHz</td> <td>17.91 dBm</td> <td>ndB down</td> <td>25.325 MHz</td> </tr> <tr> <td>T1</td> <td>1</td> <td></td> <td>1.742338 GHz</td> <td>-7.97 dBm</td> <td>ndB</td> <td>26.00 dB</td> </tr> <tr> <td>T2</td> <td>1</td> <td></td> <td>1.767662 GHz</td> <td>-8.80 dBm</td> <td>Q factor</td> <td>68.9</td> </tr> </tbody> </table> <p style="font-size: 8px;">Date: 9.MAY.2022 15:40:08</p>	Type	Ref	Trc	X-value	Y-value	Function	Function Result	M1	1		1.744036 GHz	17.91 dBm	ndB down	25.325 MHz	T1	1		1.742338 GHz	-7.97 dBm	ndB	26.00 dB	T2	1		1.767662 GHz	-8.80 dBm	Q factor	68.9	<table border="1" style="width: 100%; font-size: 8px;"> <thead> <tr> <th>Type</th> <th>Ref</th> <th>Trc</th> <th>X-value</th> <th>Y-value</th> <th>Function</th> <th>Function Result</th> </tr> </thead> <tbody> <tr> <td>M1</td> <td>1</td> <td></td> <td>1.744885 GHz</td> <td>15.93 dBm</td> <td>ndB down</td> <td>25.475 MHz</td> </tr> <tr> <td>T1</td> <td>1</td> <td></td> <td>1.742288 GHz</td> <td>-10.72 dBm</td> <td>ndB</td> <td>26.00 dB</td> </tr> <tr> <td>T2</td> <td>1</td> <td></td> <td>1.767762 GHz</td> <td>-9.58 dBm</td> <td>Q factor</td> <td>66.5</td> </tr> </tbody> </table> <p style="font-size: 8px;">Date: 9.MAY.2022 15:41:51</p>	Type	Ref	Trc	X-value	Y-value	Function	Function Result	M1	1		1.744885 GHz	15.93 dBm	ndB down	25.475 MHz	T1	1		1.742288 GHz	-10.72 dBm	ndB	26.00 dB	T2	1		1.767762 GHz	-9.58 dBm	Q factor	66.5
Type	Ref	Trc	X-value	Y-value	Function	Function Result																																																			
M1	1		1.744036 GHz	17.91 dBm	ndB down	25.325 MHz																																																			
T1	1		1.742338 GHz	-7.97 dBm	ndB	26.00 dB																																																			
T2	1		1.767662 GHz	-8.80 dBm	Q factor	68.9																																																			
Type	Ref	Trc	X-value	Y-value	Function	Function Result																																																			
M1	1		1.744885 GHz	15.93 dBm	ndB down	25.475 MHz																																																			
T1	1		1.742288 GHz	-10.72 dBm	ndB	26.00 dB																																																			
T2	1		1.767762 GHz	-9.58 dBm	Q factor	66.5																																																			



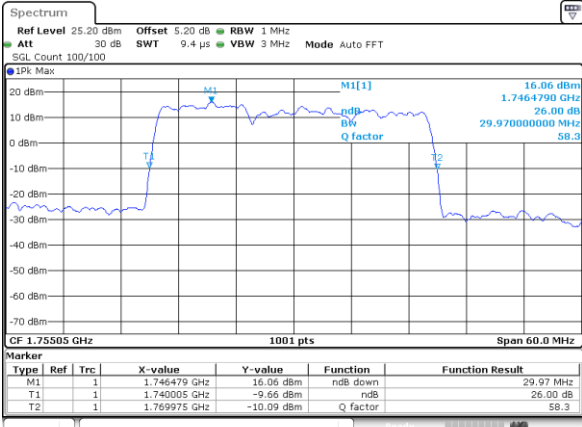
LTE Band 66C

QPSK

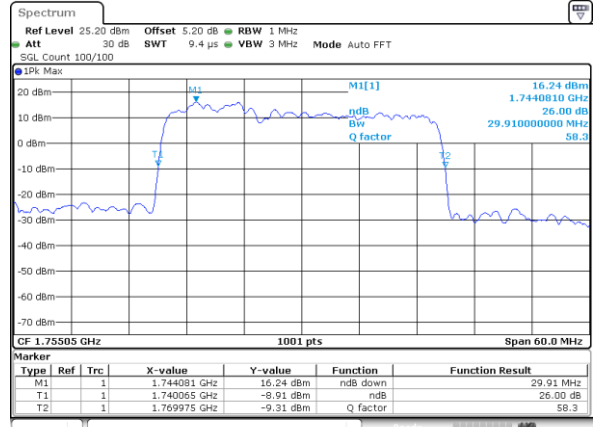
16QAM

Middle Channel / 10MHz+20MHz

Middle Channel / 10MHz+20MHz



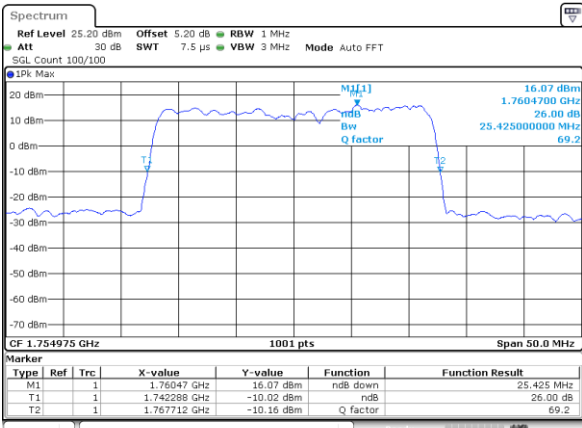
Date: 9.MAY.2022 15:49:39



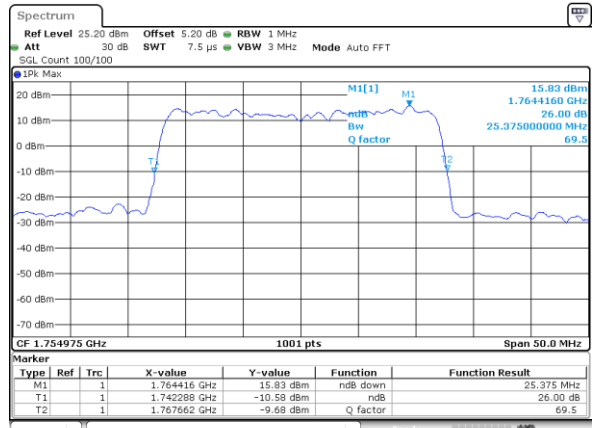
Date: 9.MAY.2022 15:51:17

Middle Channel / 15MHz+10MHz

Middle Channel / 15MHz+10MHz



Date: 9.MAY.2022 15:44:39



Date: 9.MAY.2022 15:46:30



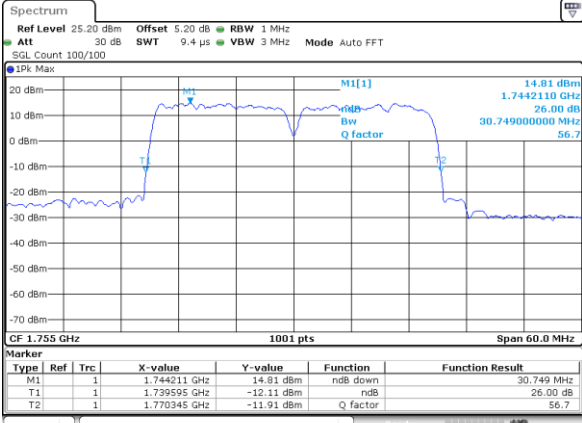
LTE Band 66C

QPSK

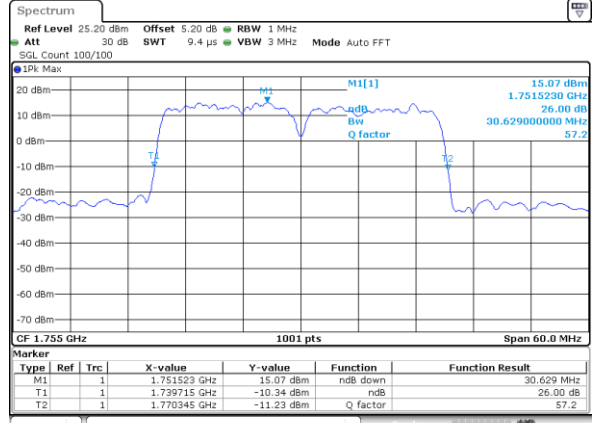
16QAM

Middle Channel / 15MHz+15MHz

Middle Channel / 15MHz+15MHz



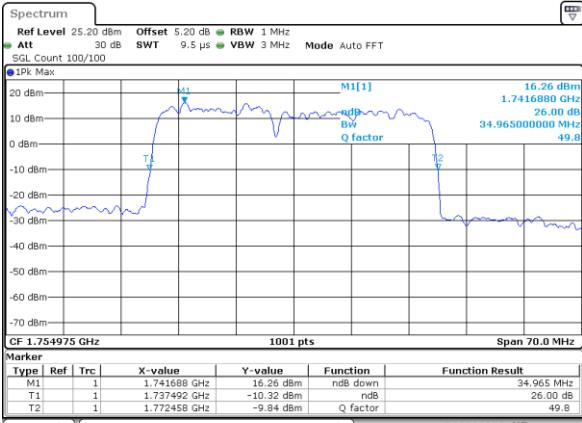
Date: 9.MAY.2022 15:58:12



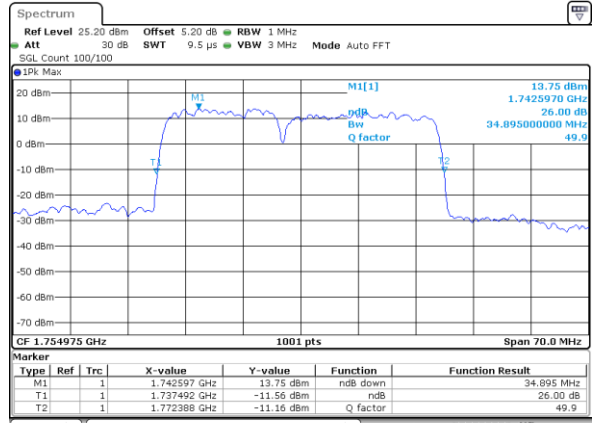
Date: 9.MAY.2022 16:02:01

Middle Channel / 15MHz+20MHz

Middle Channel / 15MHz+20MHz



Date: 9.MAY.2022 16:05:15



Date: 9.MAY.2022 16:06:22



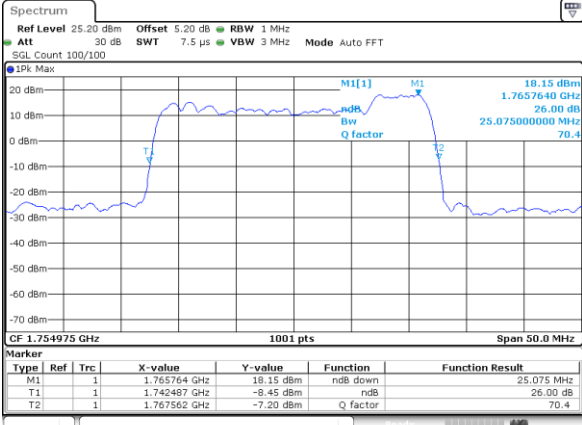
LTE Band 66C

QPSK

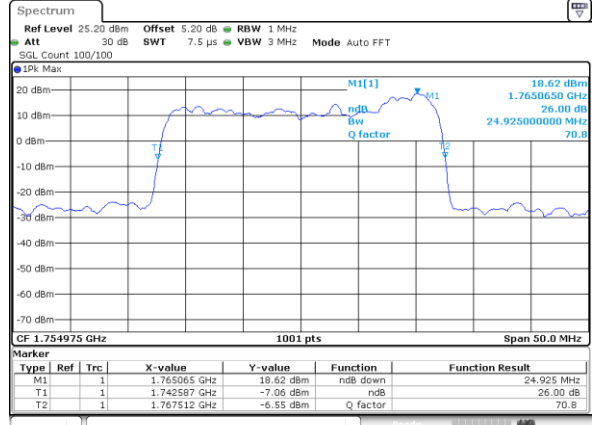
16QAM

Middle Channel / 20MHz+5MHz

Middle Channel / 20MHz+5MHz



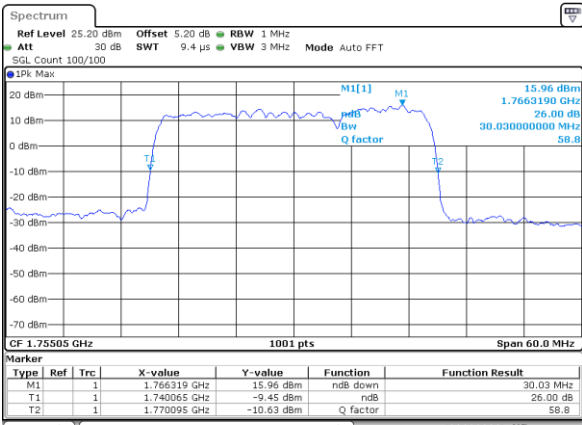
Date: 9.MAY.2022 16:20:52



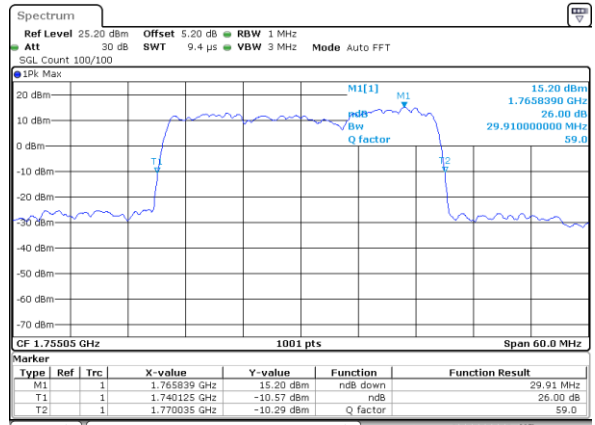
Date: 9.MAY.2022 16:21:55

Middle Channel / 20MHz+10MHz

Middle Channel / 20MHz+10MHz



Date: 9.MAY.2022 15:53:29



Date: 9.MAY.2022 15:55:25



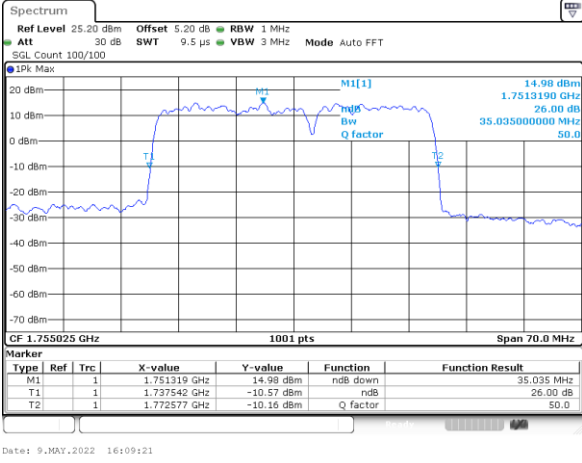
LTE Band 66C

QPSK

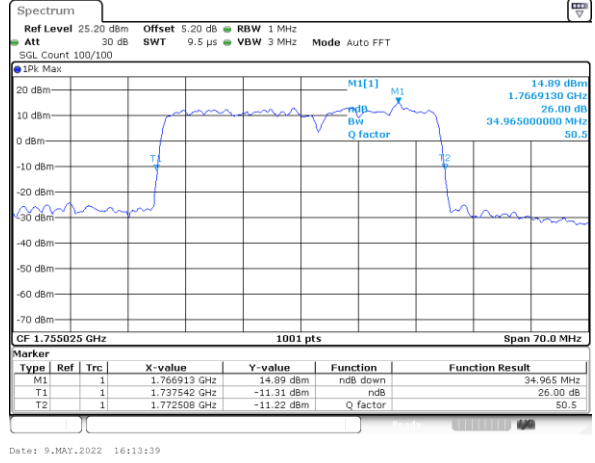
16QAM

Middle Channel / 20MHz+15MHz

Middle Channel / 20MHz+15MHz



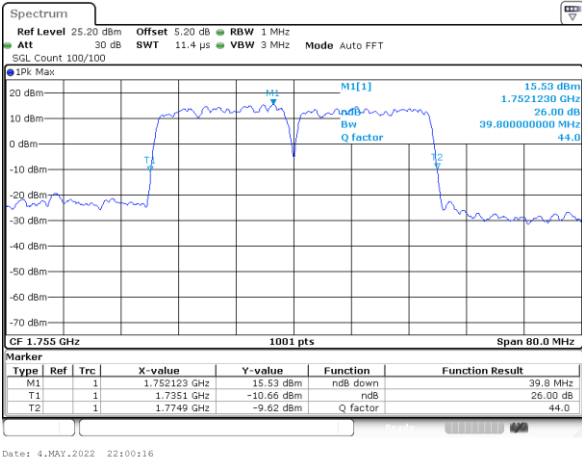
Date: 9.MAY.2022 16:10:21



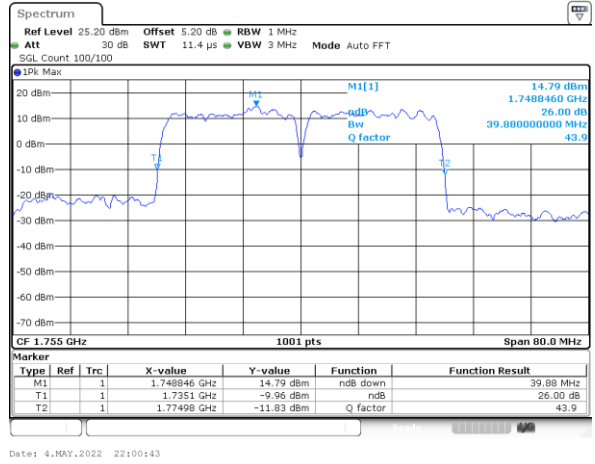
Date: 9.MAY.2022 16:13:39

Middle Channel / 20MHz+20MHz

Middle Channel / 20MHz+20MHz



Date: 4.MAY.2022 22:10:16



Date: 4.MAY.2022 22:00:43



Occupied Bandwidth

Mode	LTE Band 66C : 99%OBW(MHz)	
Mod.	QPSK	16QAM
BW	5MHz+20MHz	5MHz+20MHz
Middle CH	23.38	23.33
Mode	LTE Band 66C : 99%OBW(MHz)	
Mod.	QPSK	16QAM
BW	10MHz+15MHz	10MHz+15MHz
Middle CH	23.63	23.53
Mode	LTE Band 66C : 99%OBW(MHz)	
Mod.	QPSK	16QAM
BW	10MHz+20MHz	10MHz+20MHz
Middle CH	27.99	28.11
Mode	LTE Band 66C : 99%OBW(MHz)	
Mod.	QPSK	16QAM
BW	15MHz+10MHz	15MHz+10MHz
Middle CH	23.58	23.73
Mode	LTE Band 66C : 99%OBW(MHz)	
Mod.	QPSK	16QAM
BW	15MHz+15MHz	15MHz+15MHz
Middle CH	28.71	28.53
Mode	LTE Band 66C : 99%OBW(MHz)	
Mod.	QPSK	16QAM
BW	15MHz+20MHz	15MHz+20MHz
Middle CH	33.01	33.08
Mode	LTE Band 66C : 99%OBW(MHz)	
Mod.	QPSK	16QAM
BW	20MHz+5MHz	20MHz+5MHz
Middle CH	23.43	23.48
Mode	LTE Band 66C : 99%OBW(MHz)	
Mod.	QPSK	16QAM
BW	20MHz+10MHz	20MHz+10MHz
Middle CH	28.23	28.11
Mode	LTE Band 66C : 99%OBW(MHz)	
Mod.	QPSK	16QAM
BW	20MHz+15MHz	20MHz+15MHz



Middle CH	32.80	32.87
Mode	LTE Band 66C : 99%OBW(MHz)	
Mod.	QPSK	16QAM
BW	20MHz+20MHz	20MHz+20MHz
Middle CH	37.80	37.64

LTE Band 66C																																																									
QPSK	16QAM																																																								
Middle Channel / 5MHz+20MHz	Middle Channel / 5MHz+20MHz																																																								
<p>Ref Level 25.20 dBm Offset 5.20 dB RBW 1 MHz Att 30 dB SWT 7.5 μs VBW 3 MHz Mode Auto FFT SGL Count 100/100</p> <p>CF 1.755025 GHz 1001 pts Span 50.0 MHz</p> <table border="1"> <thead> <tr> <th>Type</th> <th>Ref</th> <th>Trc</th> <th>X-value</th> <th>Y-value</th> <th>Function</th> <th>Function Result</th> </tr> </thead> <tbody> <tr> <td>M1</td> <td>1</td> <td></td> <td>1.744186 GHz</td> <td>18.75 dBm</td> <td></td> <td></td> </tr> <tr> <td>T1</td> <td>1</td> <td></td> <td>1.7431369 GHz</td> <td>11.45 dBm</td> <td>Occ Bw</td> <td>23.376623377 MHz</td> </tr> <tr> <td>T2</td> <td>1</td> <td></td> <td>1.7665135 GHz</td> <td>9.30 dBm</td> <td></td> <td></td> </tr> </tbody> </table> <p>Date: 9.MAY.2022 16:25:33</p>	Type	Ref	Trc	X-value	Y-value	Function	Function Result	M1	1		1.744186 GHz	18.75 dBm			T1	1		1.7431369 GHz	11.45 dBm	Occ Bw	23.376623377 MHz	T2	1		1.7665135 GHz	9.30 dBm			<p>Ref Level 25.20 dBm Offset 5.20 dB RBW 1 MHz Att 30 dB SWT 7.5 μs VBW 3 MHz Mode Auto FFT SGL Count 100/100</p> <p>CF 1.755025 GHz 1001 pts Span 50.0 MHz</p> <table border="1"> <thead> <tr> <th>Type</th> <th>Ref</th> <th>Trc</th> <th>X-value</th> <th>Y-value</th> <th>Function</th> <th>Function Result</th> </tr> </thead> <tbody> <tr> <td>M1</td> <td>1</td> <td></td> <td>1.744186 GHz</td> <td>18.84 dBm</td> <td></td> <td></td> </tr> <tr> <td>T1</td> <td>1</td> <td></td> <td>1.7431369 GHz</td> <td>11.05 dBm</td> <td>Occ Bw</td> <td>23.326673327 MHz</td> </tr> <tr> <td>T2</td> <td>1</td> <td></td> <td>1.7664636 GHz</td> <td>9.48 dBm</td> <td></td> <td></td> </tr> </tbody> </table> <p>Date: 9.MAY.2022 16:24:11</p>	Type	Ref	Trc	X-value	Y-value	Function	Function Result	M1	1		1.744186 GHz	18.84 dBm			T1	1		1.7431369 GHz	11.05 dBm	Occ Bw	23.326673327 MHz	T2	1		1.7664636 GHz	9.48 dBm		
Type	Ref	Trc	X-value	Y-value	Function	Function Result																																																			
M1	1		1.744186 GHz	18.75 dBm																																																					
T1	1		1.7431369 GHz	11.45 dBm	Occ Bw	23.376623377 MHz																																																			
T2	1		1.7665135 GHz	9.30 dBm																																																					
Type	Ref	Trc	X-value	Y-value	Function	Function Result																																																			
M1	1		1.744186 GHz	18.84 dBm																																																					
T1	1		1.7431369 GHz	11.05 dBm	Occ Bw	23.326673327 MHz																																																			
T2	1		1.7664636 GHz	9.48 dBm																																																					
<p>Ref Level 25.20 dBm Offset 5.20 dB RBW 1 MHz Att 30 dB SWT 7.5 μs VBW 3 MHz Mode Auto FFT SGL Count 100/100</p> <p>CF 1.755025 GHz 1001 pts Span 50.0 MHz</p> <table border="1"> <thead> <tr> <th>Type</th> <th>Ref</th> <th>Trc</th> <th>X-value</th> <th>Y-value</th> <th>Function</th> <th>Function Result</th> </tr> </thead> <tbody> <tr> <td>M1</td> <td>1</td> <td></td> <td>1.748631 GHz</td> <td>16.50 dBm</td> <td></td> <td></td> </tr> <tr> <td>T1</td> <td>1</td> <td></td> <td>1.7431369 GHz</td> <td>10.85 dBm</td> <td>Occ Bw</td> <td>23.626373626 MHz</td> </tr> <tr> <td>T2</td> <td>1</td> <td></td> <td>1.7667633 GHz</td> <td>10.59 dBm</td> <td></td> <td></td> </tr> </tbody> </table> <p>Date: 9.MAY.2022 15:39:33</p>	Type	Ref	Trc	X-value	Y-value	Function	Function Result	M1	1		1.748631 GHz	16.50 dBm			T1	1		1.7431369 GHz	10.85 dBm	Occ Bw	23.626373626 MHz	T2	1		1.7667633 GHz	10.59 dBm			<p>Ref Level 25.20 dBm Offset 5.20 dB RBW 1 MHz Att 30 dB SWT 7.5 μs VBW 3 MHz Mode Auto FFT SGL Count 100/100</p> <p>CF 1.755025 GHz 1001 pts Span 50.0 MHz</p> <table border="1"> <thead> <tr> <th>Type</th> <th>Ref</th> <th>Trc</th> <th>X-value</th> <th>Y-value</th> <th>Function</th> <th>Function Result</th> </tr> </thead> <tbody> <tr> <td>M1</td> <td>1</td> <td></td> <td>1.745385 GHz</td> <td>16.72 dBm</td> <td></td> <td></td> </tr> <tr> <td>T1</td> <td>1</td> <td></td> <td>1.7432368 GHz</td> <td>8.71 dBm</td> <td>Occ Bw</td> <td>23.526473526 MHz</td> </tr> <tr> <td>T2</td> <td>1</td> <td></td> <td>1.7667633 GHz</td> <td>9.73 dBm</td> <td></td> <td></td> </tr> </tbody> </table> <p>Date: 9.MAY.2022 15:41:12</p>	Type	Ref	Trc	X-value	Y-value	Function	Function Result	M1	1		1.745385 GHz	16.72 dBm			T1	1		1.7432368 GHz	8.71 dBm	Occ Bw	23.526473526 MHz	T2	1		1.7667633 GHz	9.73 dBm		
Type	Ref	Trc	X-value	Y-value	Function	Function Result																																																			
M1	1		1.748631 GHz	16.50 dBm																																																					
T1	1		1.7431369 GHz	10.85 dBm	Occ Bw	23.626373626 MHz																																																			
T2	1		1.7667633 GHz	10.59 dBm																																																					
Type	Ref	Trc	X-value	Y-value	Function	Function Result																																																			
M1	1		1.745385 GHz	16.72 dBm																																																					
T1	1		1.7432368 GHz	8.71 dBm	Occ Bw	23.526473526 MHz																																																			
T2	1		1.7667633 GHz	9.73 dBm																																																					





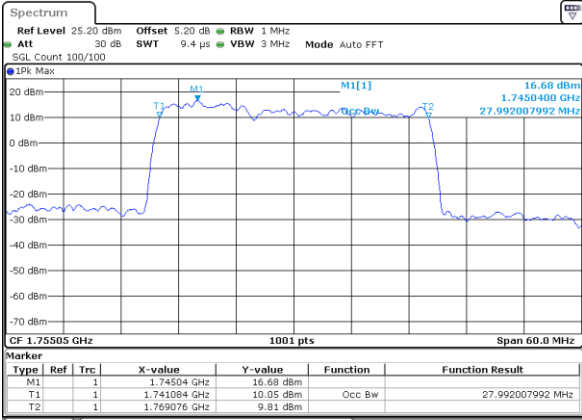
LTE Band 66C

QPSK

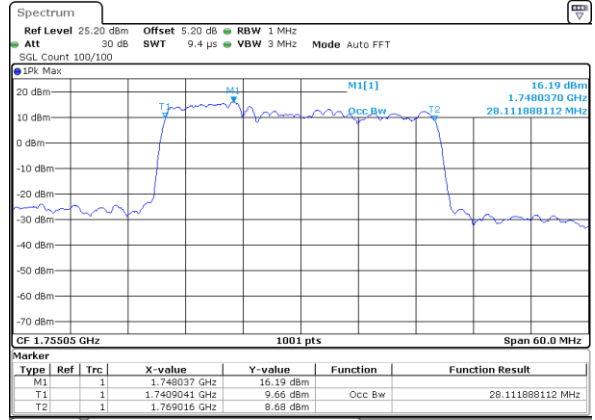
16QAM

Middle Channel / 10MHz+20MHz

Middle Channel / 10MHz+20MHz



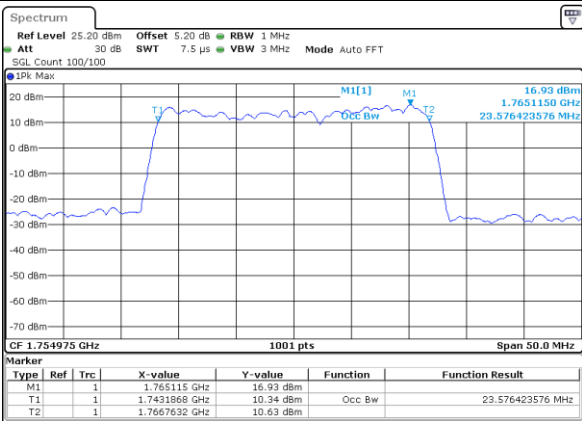
Date: 9.MAY.2022 15:48:46



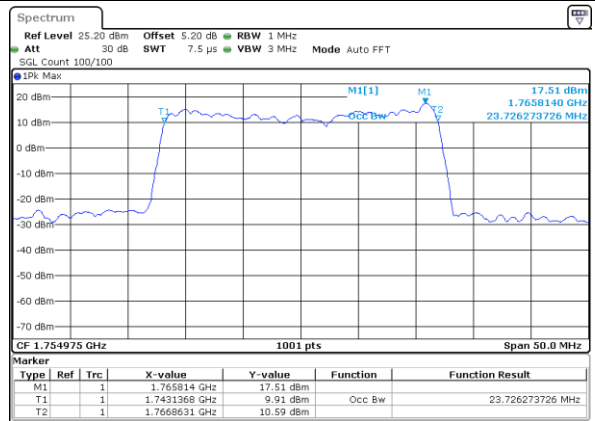
Date: 9.MAY.2022 15:50:36

Middle Channel / 15MHz+10MHz

Middle Channel / 15MHz+10MHz



Date: 9.MAY.2022 15:43:56



Date: 9.MAY.2022 15:45:24



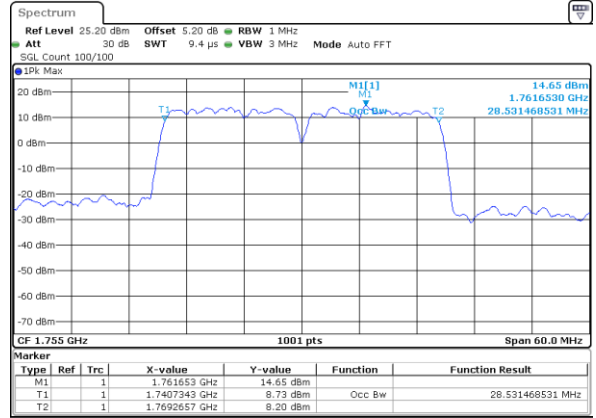
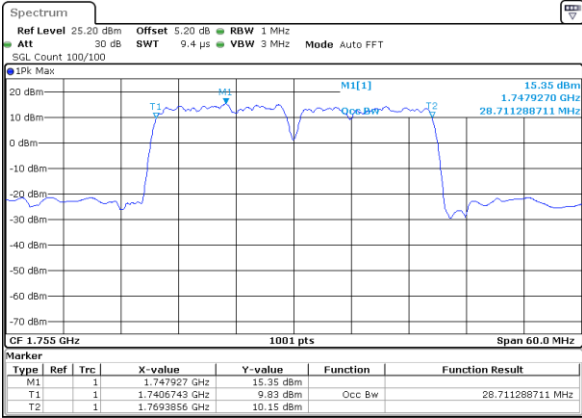
LTE Band 66C

QPSK

16QAM

Middle Channel / 15MHz+15MHz

Middle Channel / 15MHz+15MHz

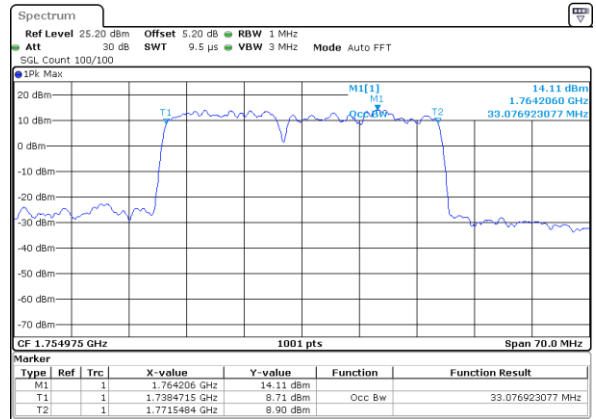
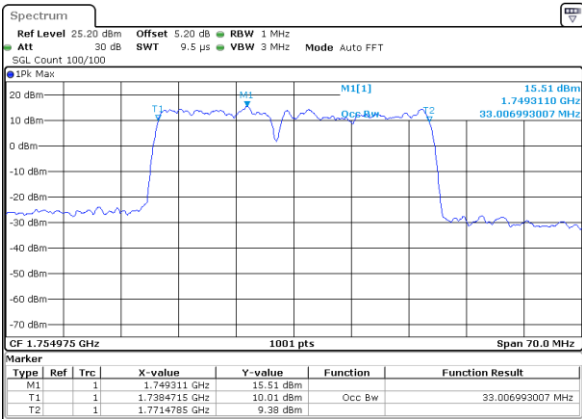


Date: 9.MAY.2022 15:57:07

Date: 9.MAY.2022 16:01:30

Middle Channel / 15MHz+20MHz

Middle Channel / 15MHz+20MHz



Date: 9.MAY.2022 16:03:47

Date: 9.MAY.2022 16:05:50



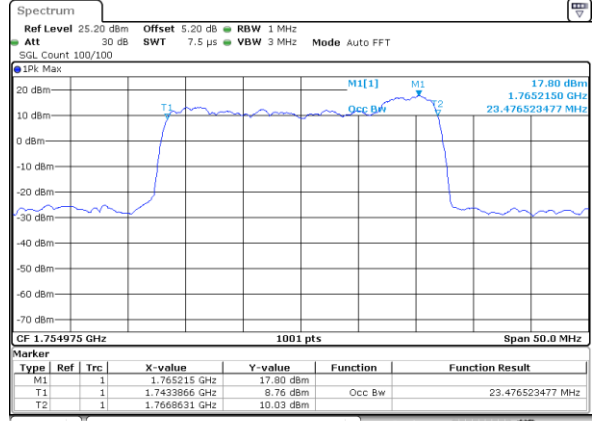
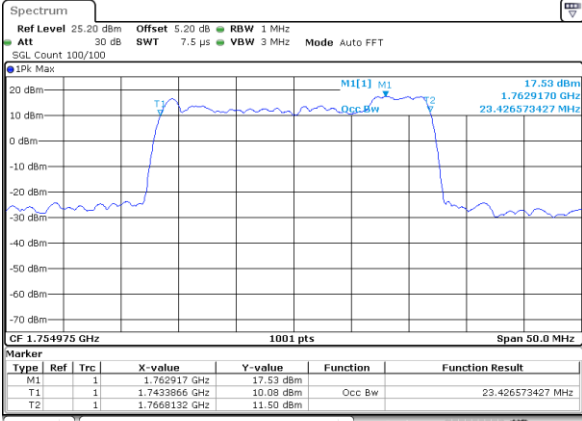
LTE Band 66C

QPSK

16QAM

Middle Channel / 20MHz+5MHz

Middle Channel / 20MHz+5MHz

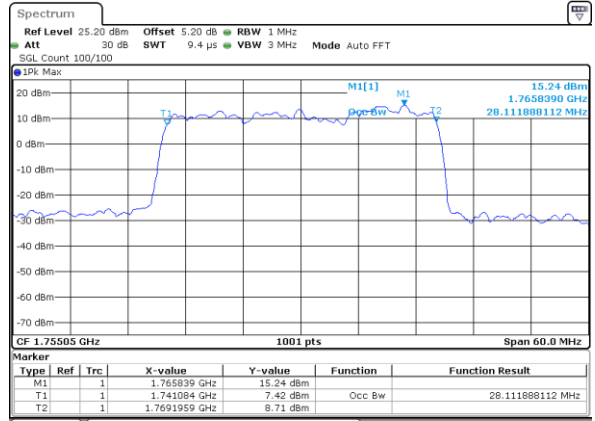
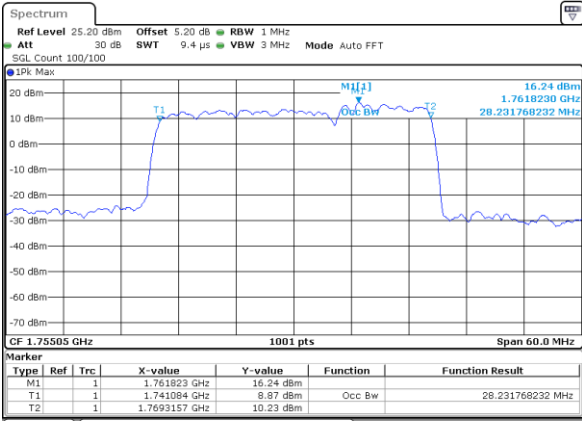


Date: 9.MAY.2022 16:16:03

Date: 9.MAY.2022 16:21:24

Middle Channel / 20MHz+10MHz

Middle Channel / 20MHz+10MHz



Date: 9.MAY.2022 15:52:50

Date: 9.MAY.2022 15:54:08



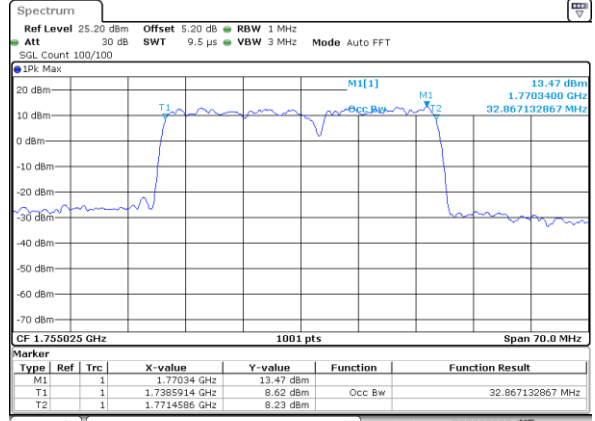
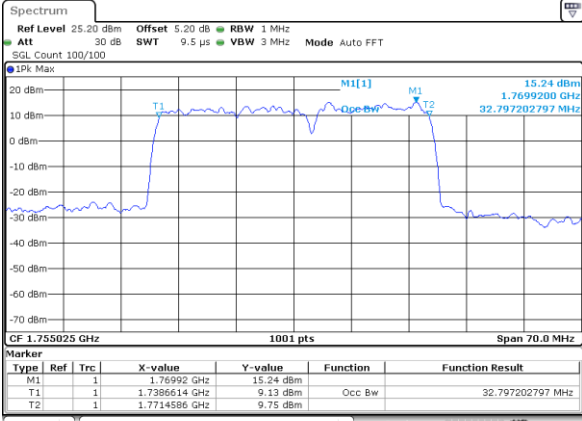
LTE Band 66C

QPSK

16QAM

Middle Channel / 20MHz+15MHz

Middle Channel / 20MHz+15MHz

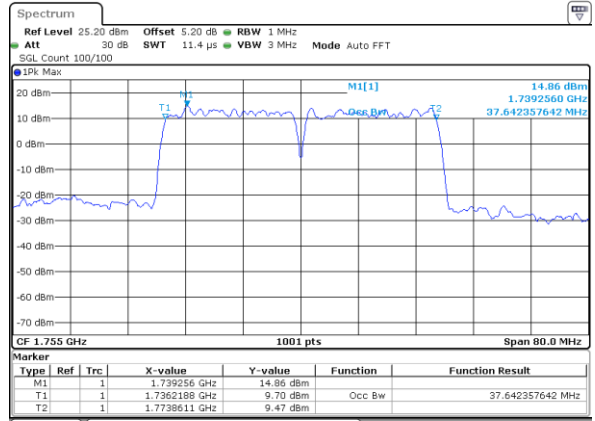
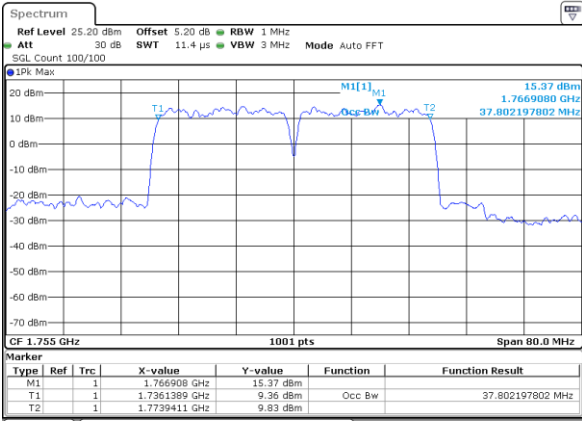


Date: 9.MAY.2022 16:08:38

Date: 9.MAY.2022 16:12:33

Middle Channel / 20MHz+20MHz

Middle Channel / 20MHz+20MHz



Date: 4.MAY.2022 21:59:49

Date: 4.MAY.2022 22:01:10

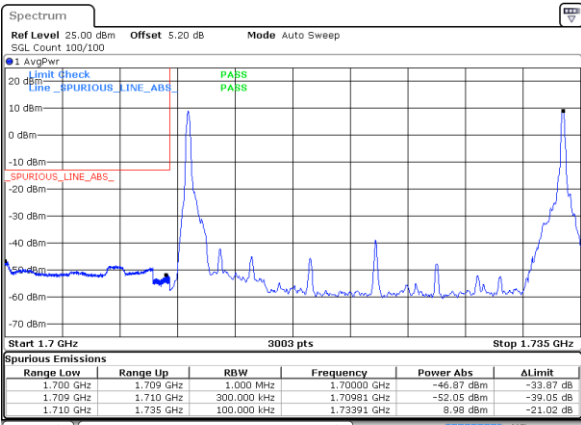


# Conducted Band Edge

## LTE Band 66C / 5MHz+20MHz

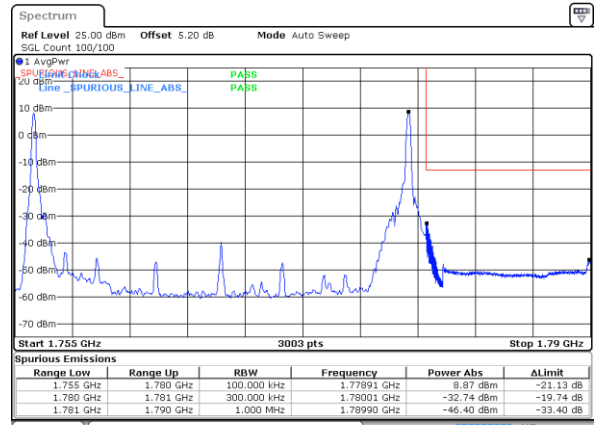
### QPSK

#### Lowest Band Edge / 1RB0 and 1RB99



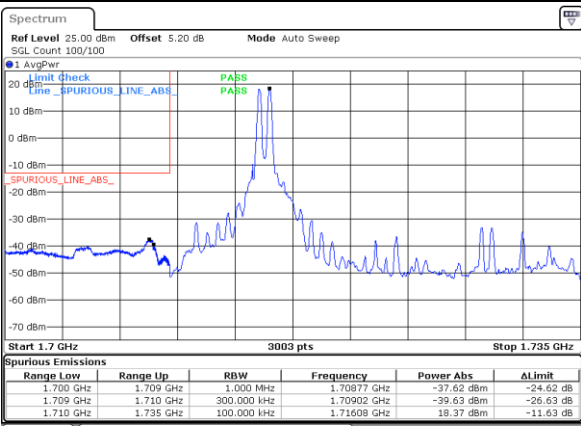
Date: 4 MAY 2022 03:04:24

#### Highest Band Edge / 1RB0 and 1RB99



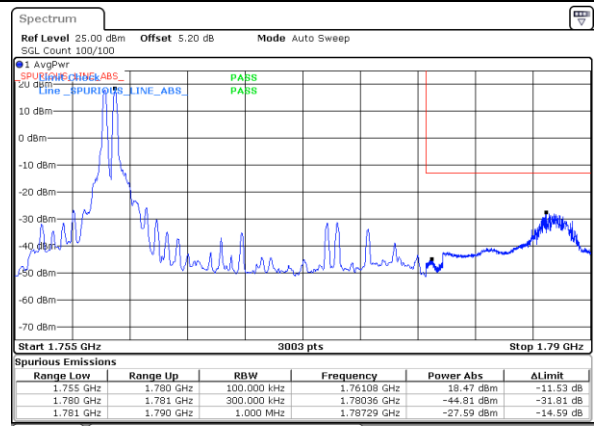
Date: 4 MAY 2022 03:17:02

#### Lowest Band Edge / 1RB24 and 1RB0



Date: 4 MAY 2022 03:05:26

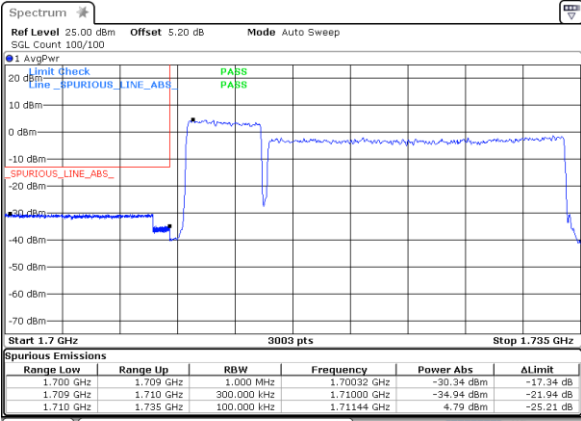
#### Highest Band Edge / 1RB24 and 1RB0



Date: 4 MAY 2022 03:11:51

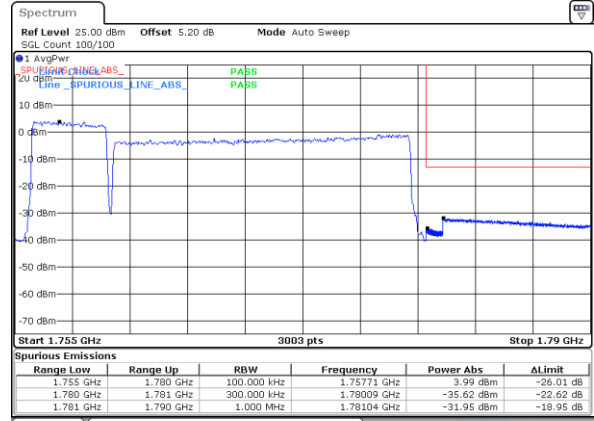


Lowest Band Edge / Full RB



Date: 4 MAY 2022 02:59:12

Highest Band Edge / Full RB



Date: 4 MAY 2022 03:16:04

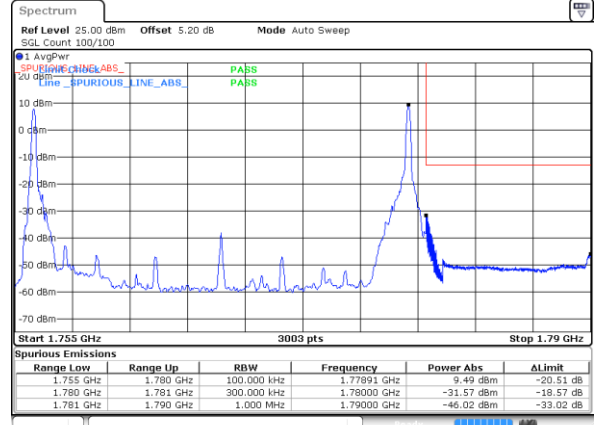
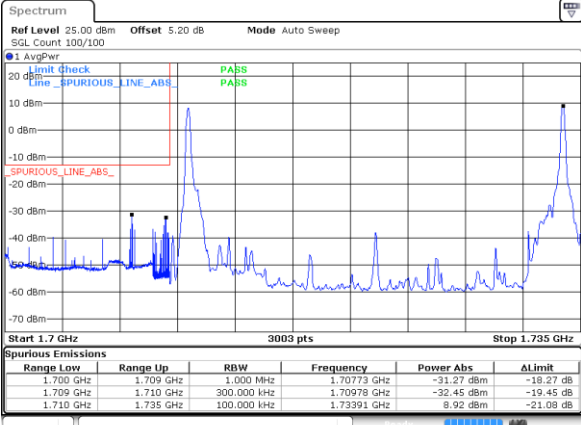


LTE Band 66C / 5MHz+20MHz

16QAM

Lowest Band Edge / 1RB0 and 1RB9

Highest Band Edge / 1RB0 and 1RB9

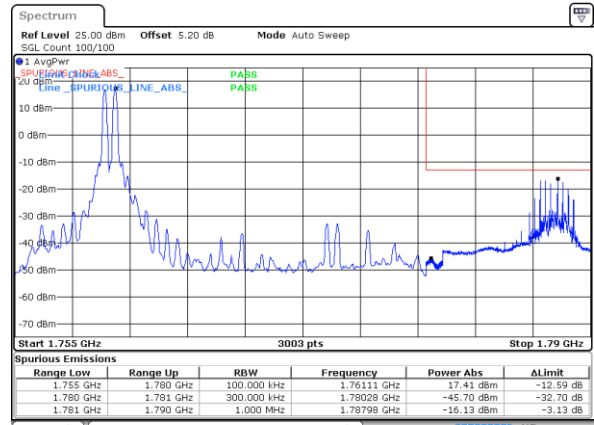
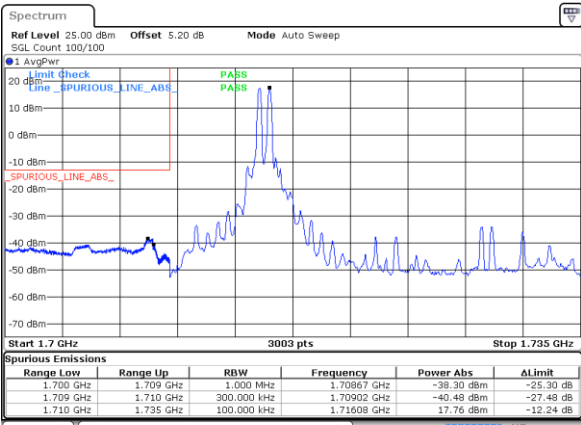


Date: 4 MAY 2022 03:03:22

Date: 4 MAY 2022 03:16:00

Lowest Band Edge / 1RB24 and 1RB0

Highest Band Edge / 1RB24 and 1RB0

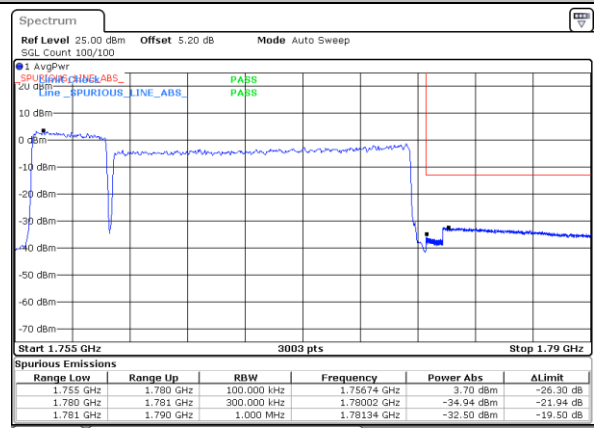
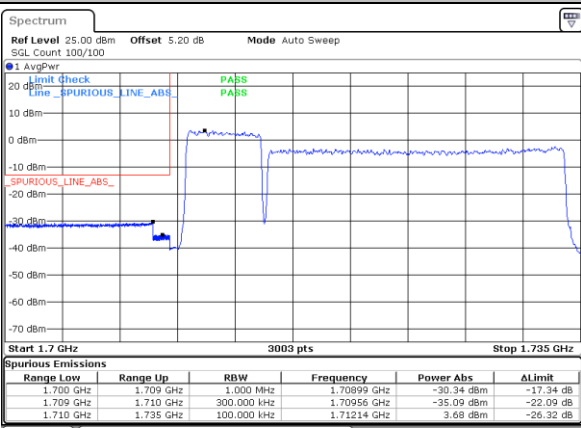


Date: 4 MAY 2022 03:06:28

Date: 4 MAY 2022 03:12:53

Lowest Band Edge / Full RB

Highest Band Edge / Full RB



Date: 4 MAY 2022 03:00:14

Date: 4 MAY 2022 03:19:07

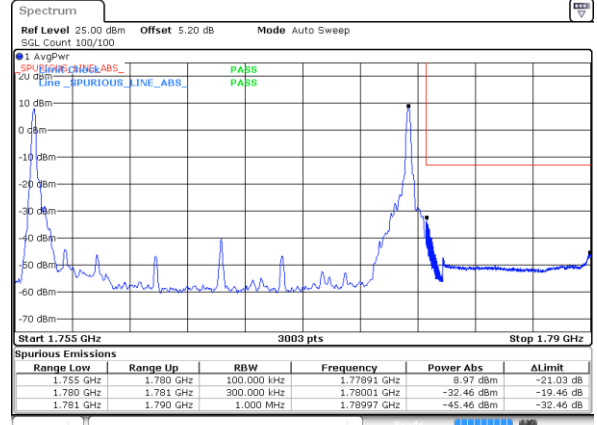
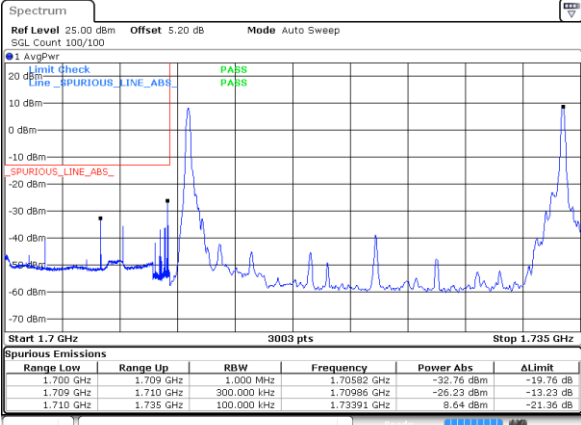


LTE Band 66C / 5MHz+20MHz

64QAM

Lowest Band Edge / 1RB0 and 1RB9

Highest Band Edge / 1RB0 and 1RB9

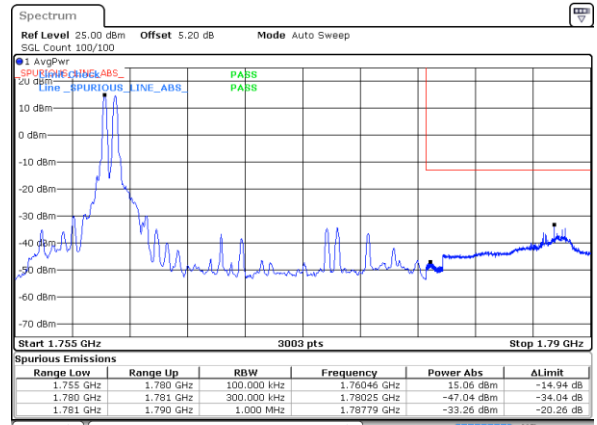
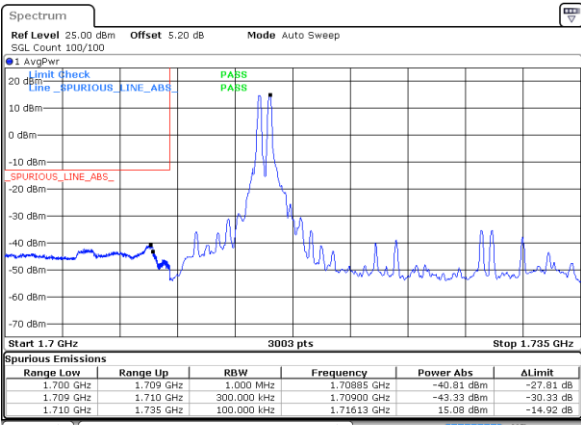


Date: 4 MAY 2022 03:02:20

Date: 4 MAY 2022 03:14:58

Lowest Band Edge / 1RB24 and 1RB0

Highest Band Edge / 1RB24 and 1RB0

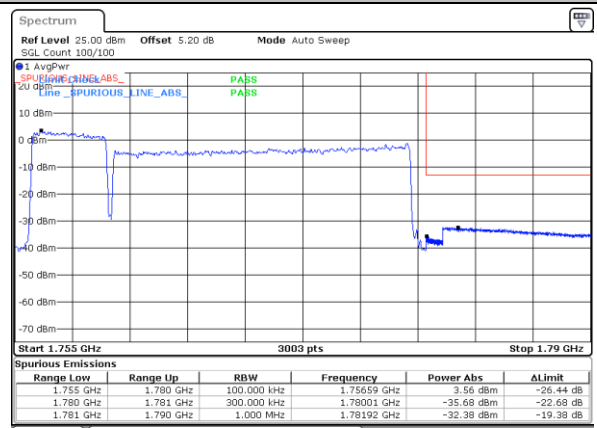
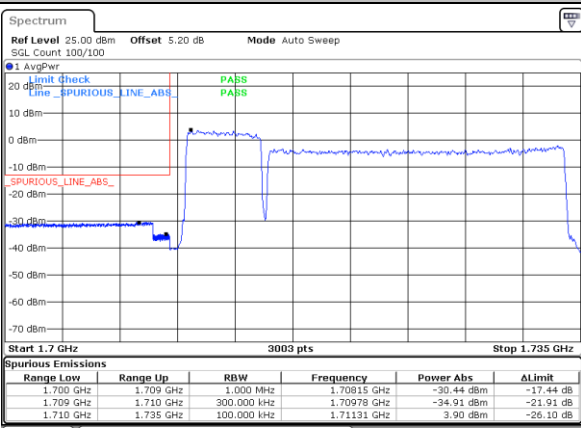


Date: 4 MAY 2022 03:07:30

Date: 4 MAY 2022 03:13:55

Lowest Band Edge / Full RB

Highest Band Edge / Full RB



Date: 4 MAY 2022 03:01:17

Date: 4 MAY 2022 03:20:09



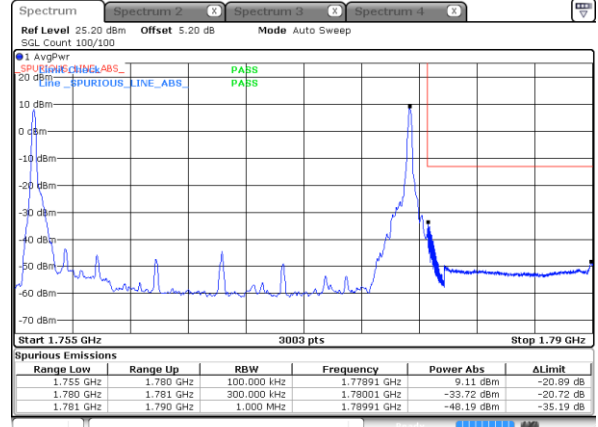
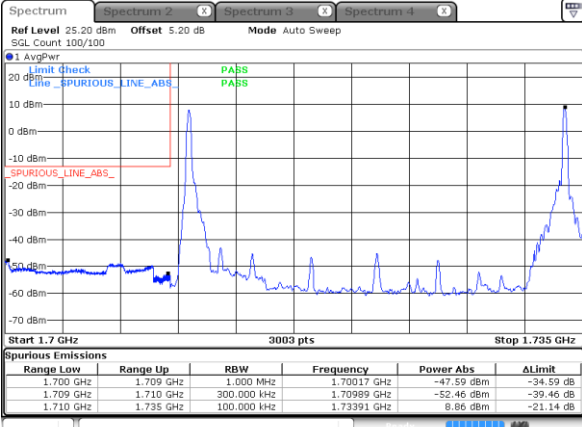


LTE Band 66C / 5MHz+20MHz

256QAM

Lowest Band Edge / 1RB0 and 1RB9

Highest Band Edge / 1RB0 and 1RB9

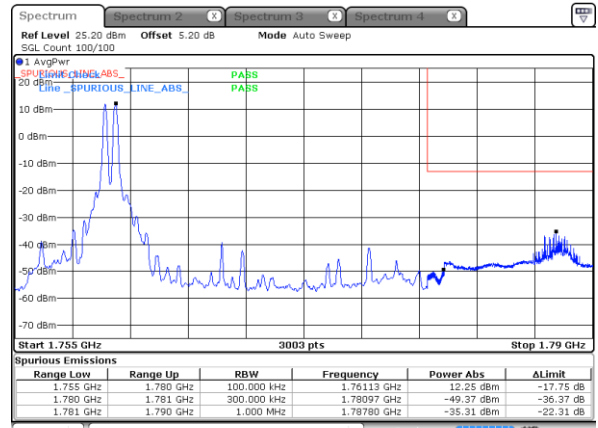
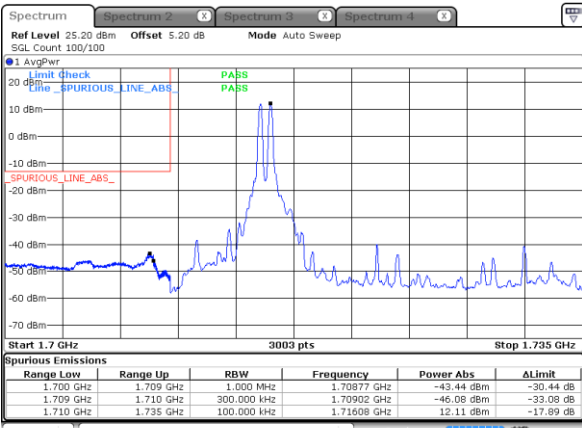


Date: 13 MAY 2022 15:50:55

Date: 13 MAY 2022 15:58:08

Lowest Band Edge / 1RB24 and 1RB0

Highest Band Edge / 1RB24 and 1RB0

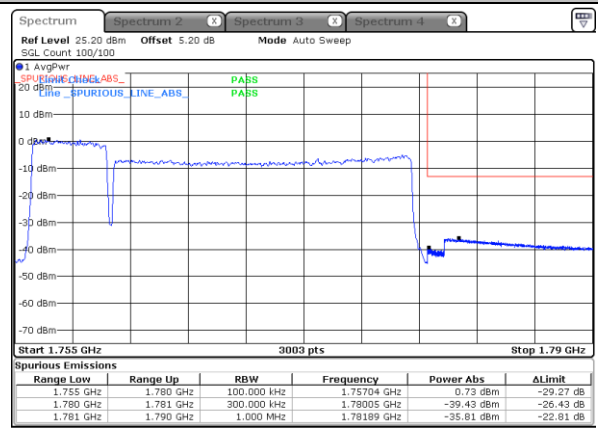
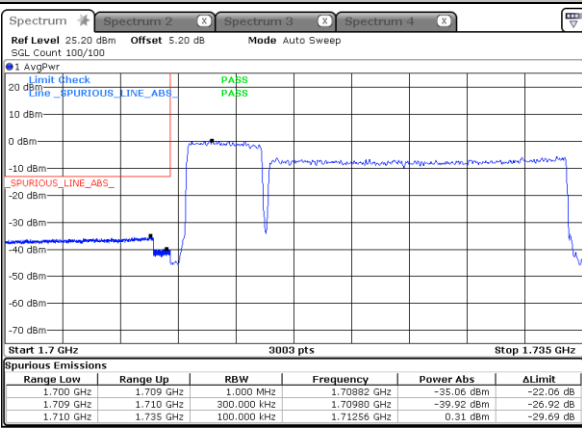


Date: 13 MAY 2022 15:54:05

Date: 13 MAY 2022 15:58:56

Lowest Band Edge / Full RB

Highest Band Edge / Full RB



Date: 13 MAY 2022 15:50:13

Date: 13 MAY 2022 15:57:24

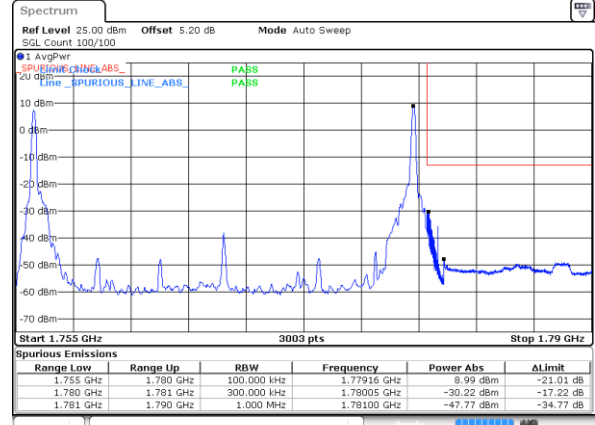
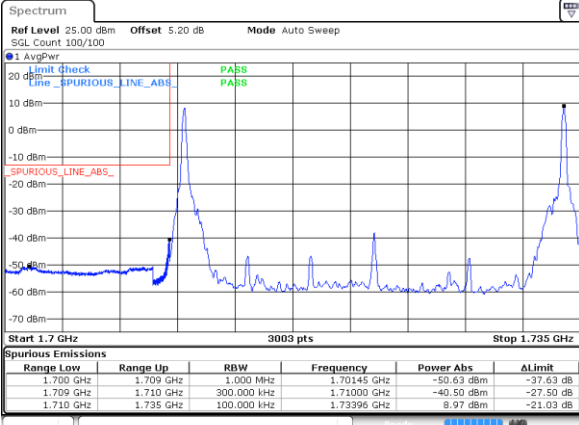


LTE Band 66C / 10MHz+15MHz

QPSK

Lowest Band Edge / 1RB0 and 1RB99

Highest Band Edge / 1RB0 and 1RB99

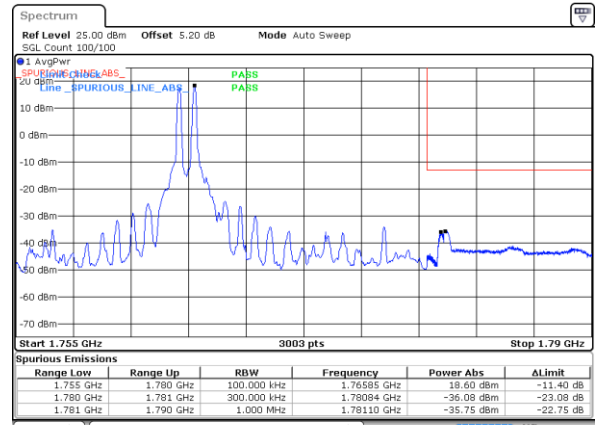
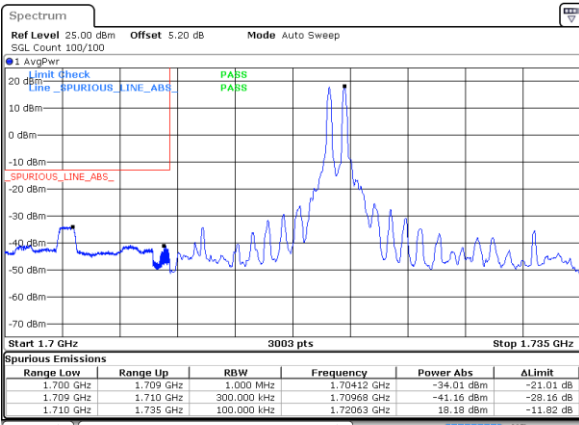


Date: 4 MAY 2022 06:06:19

Date: 4 MAY 2022 06:19:01

Lowest Band Edge / 1RB24 and 1RB0

Highest Band Edge / 1RB24 and 1RB0

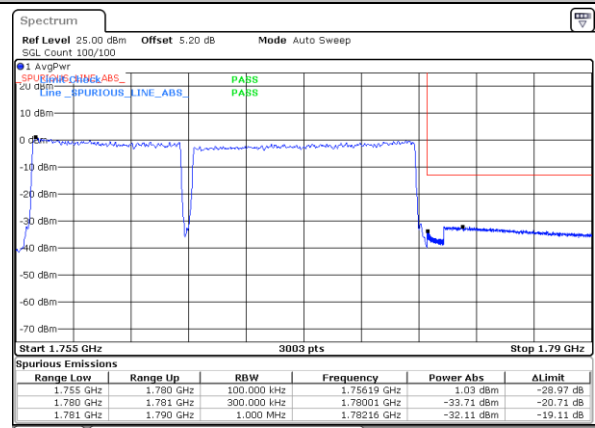
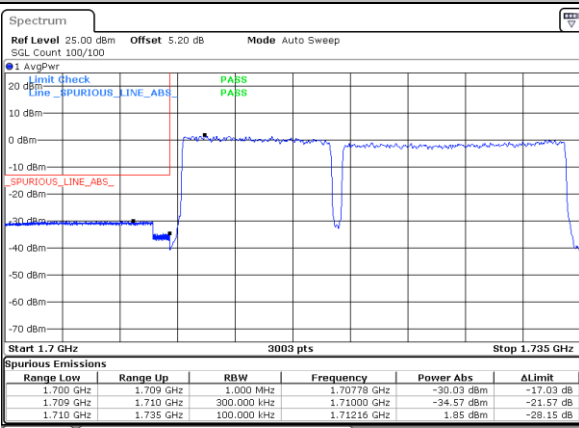


Date: 4 MAY 2022 06:07:21

Date: 4 MAY 2022 06:13:48

Lowest Band Edge / Full RB

Highest Band Edge / Full RB



Date: 4 MAY 2022 06:01:06

Date: 4 MAY 2022 06:20:04

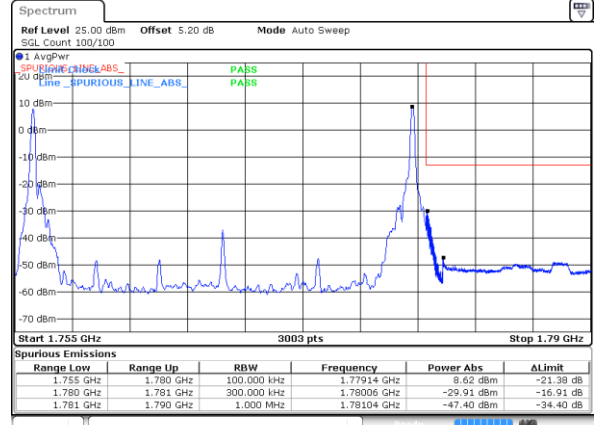
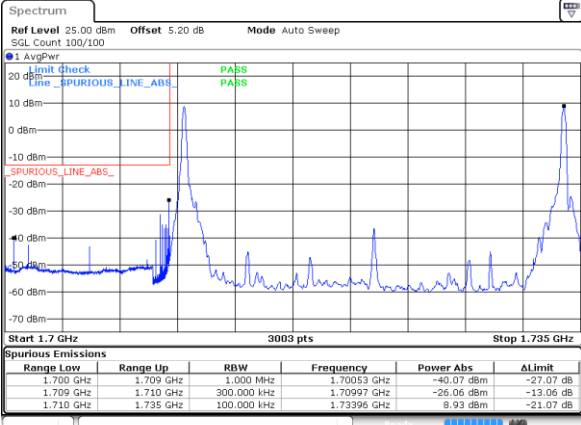


LTE Band 66C / 10MHz+15MHz

16QAM

Lowest Band Edge / 1RB0 and 1RB9

Highest Band Edge / 1RB0 and 1RB9

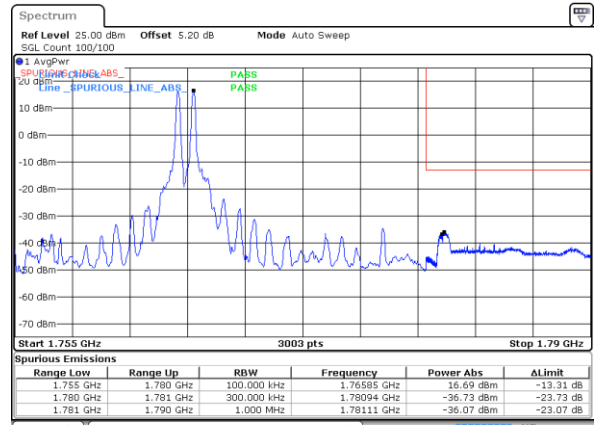
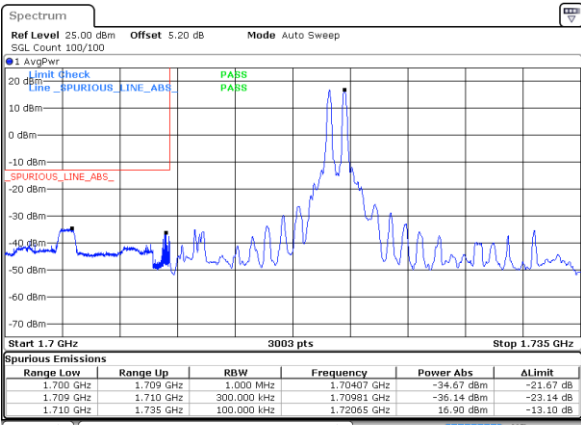


Date: 4 MAY 2022 06:05:16

Date: 4 MAY 2022 06:17:59

Lowest Band Edge / 1RB24 and 1RB0

Highest Band Edge / 1RB24 and 1RB0

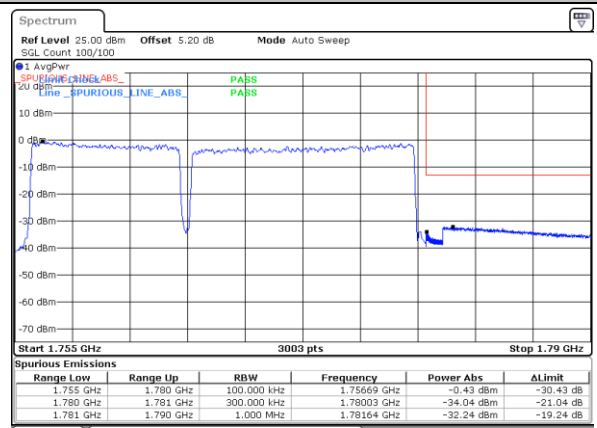
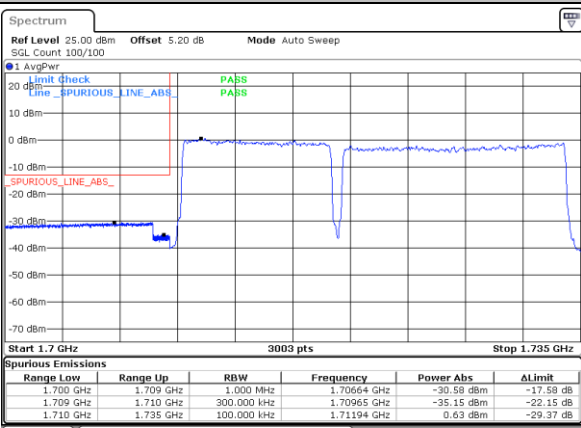


Date: 4 MAY 2022 06:08:24

Date: 4 MAY 2022 06:14:51

Lowest Band Edge / Full RB

Highest Band Edge / Full RB



Date: 4 MAY 2022 06:02:08

Date: 4 MAY 2022 06:21:06

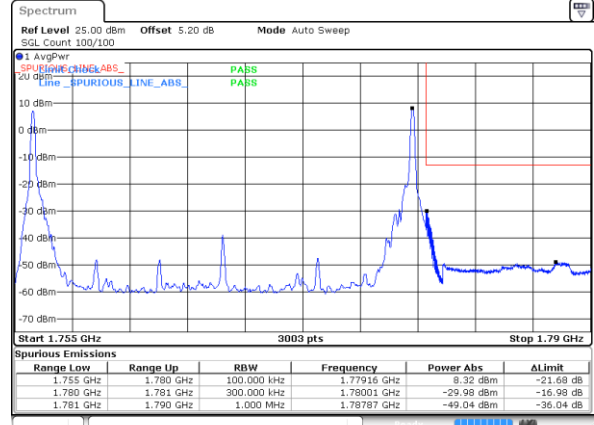
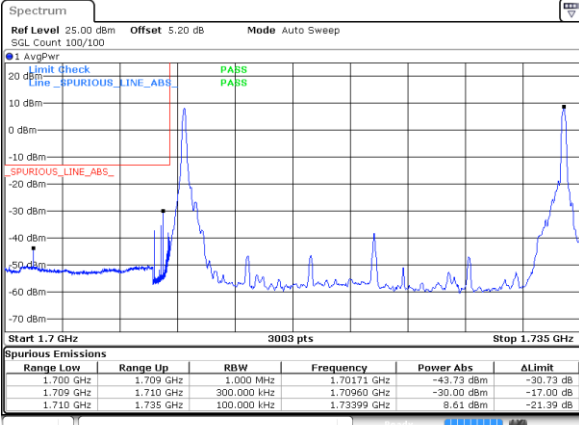


LTE Band 66C / 10MHz+15MHz

64QAM

Lowest Band Edge / 1RB0 and 1RB9

Highest Band Edge / 1RB0 and 1RB9

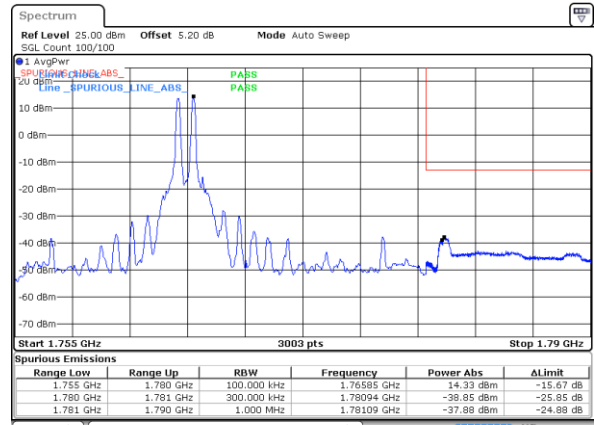
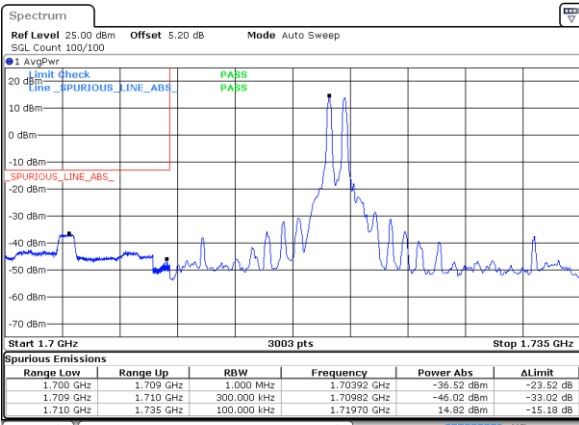


Date: 4 MAY 2022 06:04:14

Date: 4 MAY 2022 06:16:56

Lowest Band Edge / 1RB24 and 1RB0

Highest Band Edge / 1RB24 and 1RB0

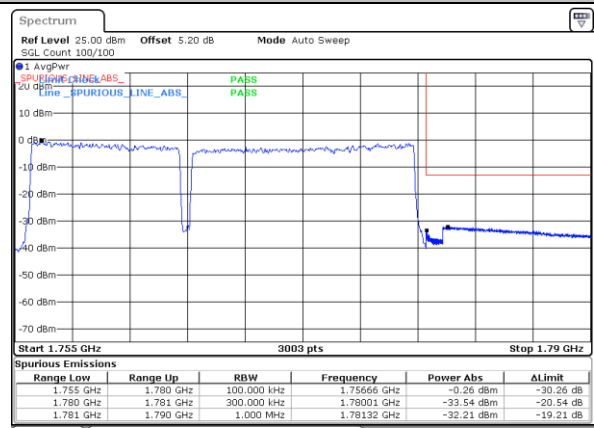
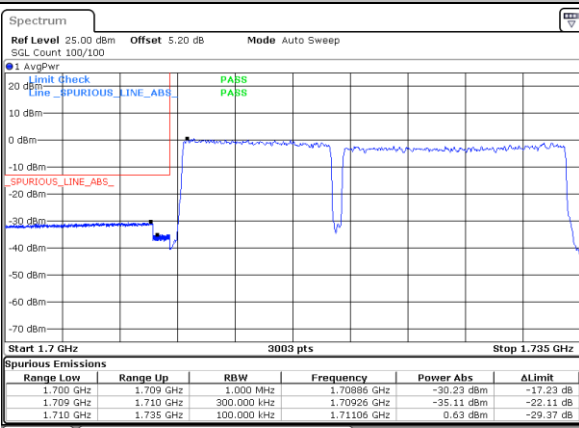


Date: 4 MAY 2022 06:09:26

Date: 4 MAY 2022 06:15:53

Lowest Band Edge / Full RB

Highest Band Edge / Full RB



Date: 4 MAY 2022 06:03:11

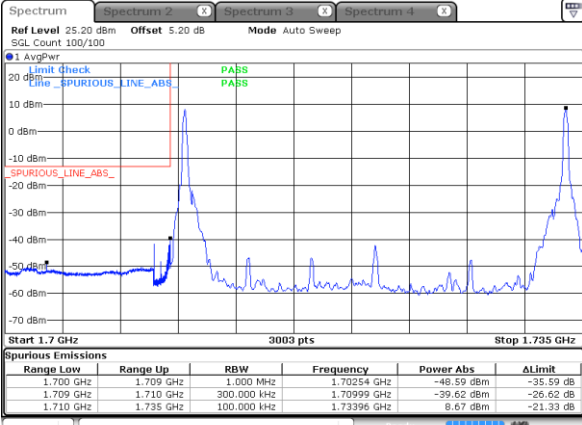
Date: 4 MAY 2022 06:22:09



LTE Band 66C / 10MHz+15MHz

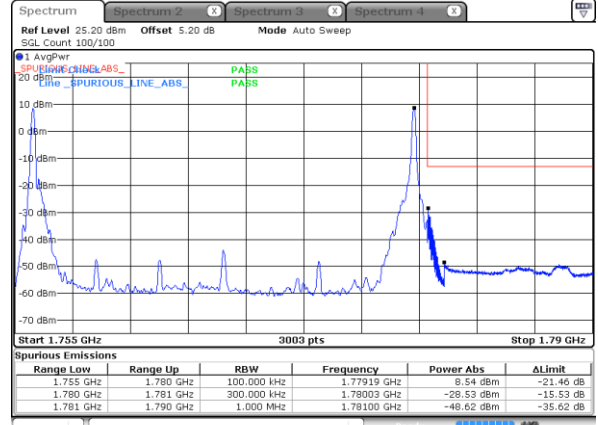
256QAM

Lowest Band Edge / 1RB0 and 1RB9



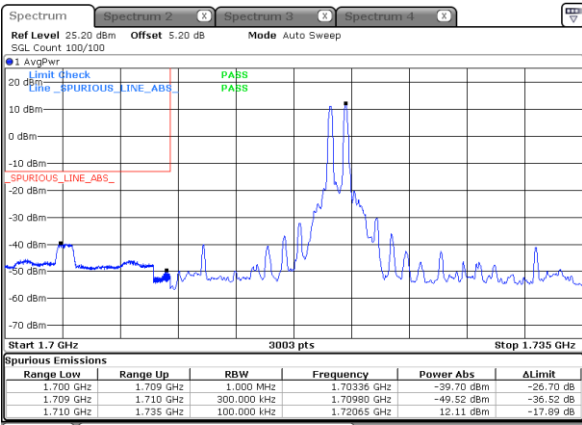
Date: 13 MAY 2022 17:28:18

Highest Band Edge / 1RB0 and 1RB9



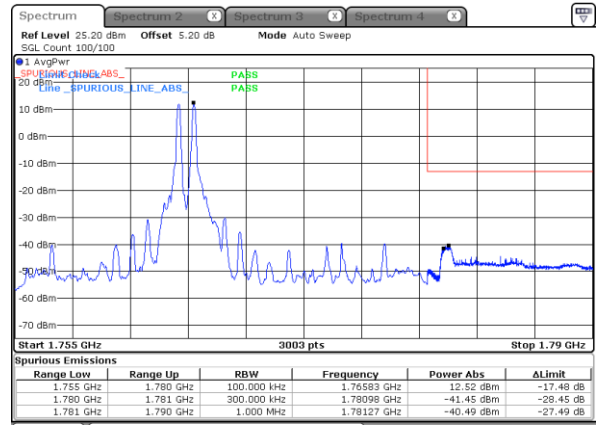
Date: 13 MAY 2022 17:30:28

Lowest Band Edge / 1RB24 and 1RB0



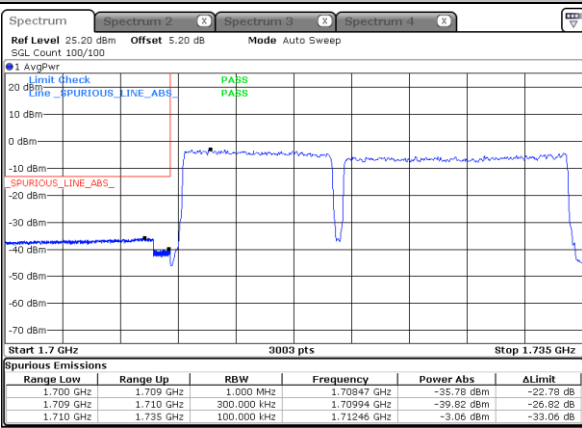
Date: 13 MAY 2022 17:28:50

Highest Band Edge / 1RB24 and 1RB0



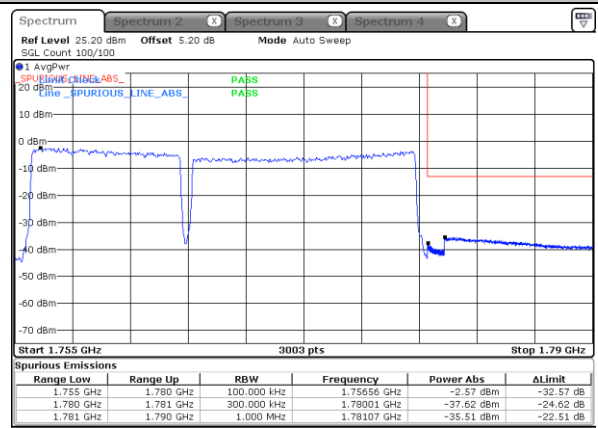
Date: 13 MAY 2022 17:29:54

Lowest Band Edge / Full RB



Date: 13 MAY 2022 17:27:01

Highest Band Edge / Full RB



Date: 13 MAY 2022 17:31:04

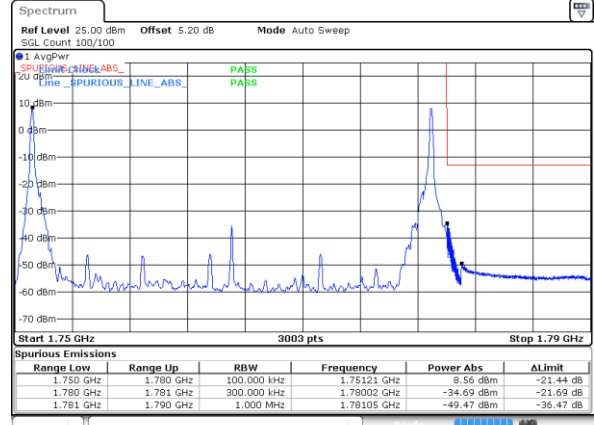
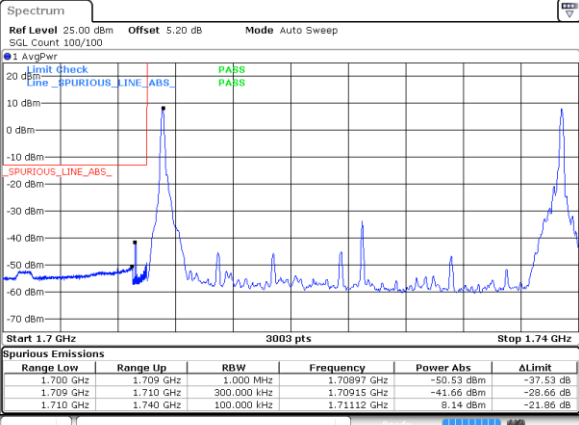


LTE Band 66C / 10MHz+20MHz

QPSK

Lowest Band Edge / 1RB0 and 1RB9

Highest Band Edge / 1RB0 and 1RB9

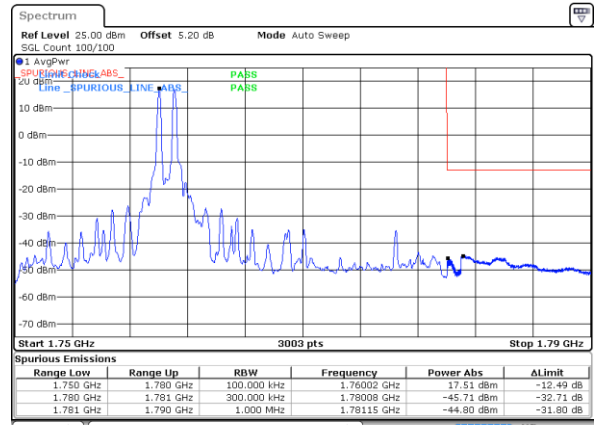
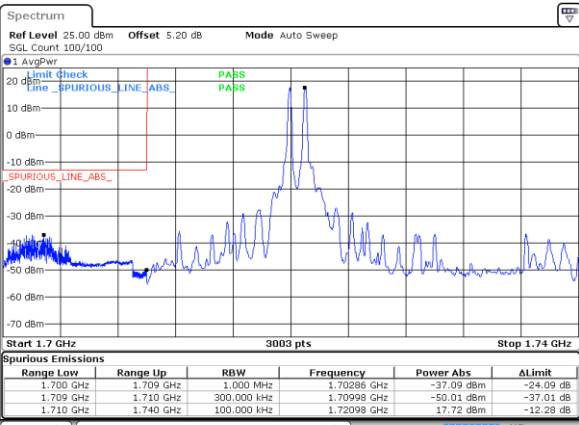


Date: 4 MAY 2022 06:31:46

Date: 4 MAY 2022 06:44:28

Lowest Band Edge / 1RB49 and 1RB0

Highest Band Edge / 1RB49 and 1RB0

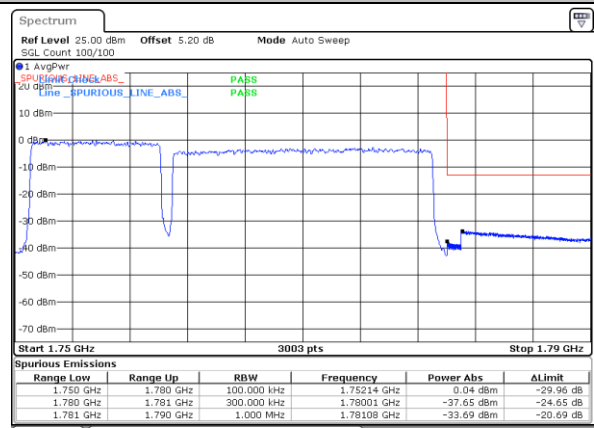
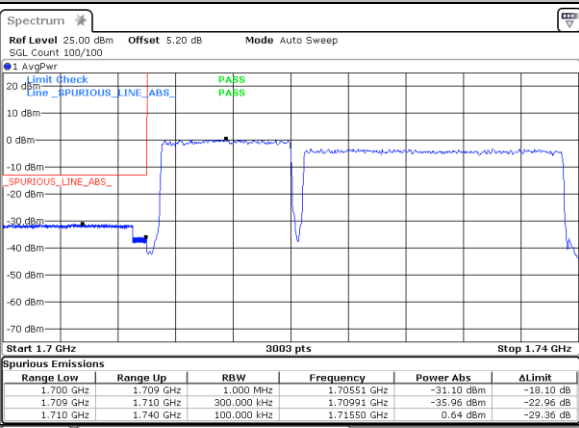


Date: 4 MAY 2022 06:32:48

Date: 4 MAY 2022 06:38:15

Lowest Band Edge / Full RB

Highest Band Edge / Full RB



Date: 4 MAY 2022 06:26:32

Date: 4 MAY 2022 06:45:31