



FCC RF Test Report

APPLICANT : Motorola Mobility LLC
EQUIPMENT : Mobile Cellular Phone
BRAND NAME : Motorola
MODEL NAME : XT2205-1, XT2205-2
FCC ID : IHDT56AE7
STANDARD : 47 CFR Part 2, 22, 24, 27
CLASSIFICATION : PCS Licensed Transmitter Held to Ear (PCE)
TEST DATE(S) : Apr. 23, 2022 ~ May 30, 2022

We, Sporton International Inc. (ShenZhen), would like to declare that the tested sample has been evaluated in accordance with the procedures given in ANSI C63.26-2015 and shown compliance with the applicable technical standards.

The test results in this report apply exclusively to the tested model / sample. Without written approval of Sporton International Inc. (ShenZhen), the test report shall not be reproduced except in full.

Jason Jia



Approved by: Jason Jia

Sporton International Inc. (ShenZhen)

1/F, 2/F, Bldg 5, Shiling Industrial Zone, Xinwei Village, Xili, Nanshan, Shenzhen, 518055

People's Republic of China



TABLE OF CONTENTS

REVISION HISTORY... 3
SUMMARY OF TEST RESULT ... 4
1 GENERAL DESCRIPTION ... 5
1.1 Applicant ... 5
1.2 Manufacturer ... 5
1.3 Product Feature of Equipment Under Test ... 5
1.4 Product Specification of Equipment Under Test ... 6
1.5 Modification of EUT ... 7
1.6 Specification of Accessory ... 7
1.7 Maximum ERP/EIRP Power and Emission Designator ... 7
1.8 Testing Location ... 9
1.9 Test Software ... 9
1.10 Applicable Standards ... 9
2 TEST CONFIGURATION OF EQUIPMENT UNDER TEST ... 10
2.1 Test Mode ... 10
2.2 Connection Diagram of Test System ... 13
2.3 Support Unit used in test configuration and system ... 13
2.4 Measurement Results Explanation Example ... 13
2.5 Frequency List of Low/Middle/High Channels ... 14
3 CONDUCTED TEST ITEMS ... 17
3.1 Measuring Instruments ... 17
3.2 Test Setup ... 17
3.3 Test Result of Conducted Test ... 17
3.4 Conducted Output Power and ERP/EIRP ... 18
3.5 Peak-to-Average Ratio ... 19
3.6 Occupied Bandwidth ... 20
3.7 Conducted Band Edge ... 21
3.8 Conducted Spurious Emission ... 23
3.9 Frequency Stability ... 24
4 RADIATED TEST ITEMS ... 25
4.1 Measuring Instruments ... 25
4.2 Test Setup ... 25
4.3 Test Result of Radiated Test ... 26
4.4 Radiated Spurious Emission ... 27
5 LIST OF MEASURING EQUIPMENT ... 28
6 UNCERTAINTY OF EVALUATION ... 29
APPENDIX A. TEST RESULTS OF CONDUCTED TEST
APPENDIX B. TEST RESULTS OF RADIATED TEST
APPENDIX C. TEST SETUP PHOTOGRAPHS



SUMMARY OF TEST RESULT

Report Section	FCC Rule	Description	Limit	Result	Remark
3.4	§2.1046	Conducted Output Power	Reporting Only	PASS	-
	§22.913(a)(5)	Effective Radiated Power (5G NR n5, n26)	ERP < 7 Watt		
	§27.50(c)(10)	Effective Radiated Power (5G NR n12)	ERP < 3 Watt		
	§24.232(c)	Equivalent Isotropic Radiated Power (5G NR n2, n25)	EIRP < 2Watt		
	§27.50(d)(4)	Equivalent Isotropic Radiated Power (5G NR n66)	EIRP < 1Watt		
3.5	§24.232(d)	Peak-to-Average Ratio	<13 dB	PASS	-
3.6	§2.1049	Occupied Bandwidth	Reporting Only	PASS	-
3.7	§2.1051 §22.917(a) §24.238(a) §27.53(h) §27.53(g)	Conducted Band Edge Measurement (5G NR n5, n26) (5G NR n2, n25) (5G NR n66) (5G NR n12)	< 43+10log ₁₀ (P[Watts])	PASS	-
3.8	§2.1051 §22.917(a) §24.238(a) §27.53(h) §27.53(g)	Conducted Spurious Emission (5G NR n5, n26) (5G NR n2, n25) (5G NR n66) (5G NR n12)	< 43+10log ₁₀ (P[Watts])	PASS	-
3.9	§2.1055 §22.355	Frequency Stability Temperature & Voltage	< 2.5 ppm for Part 22	PASS	-
	§24.235 §27.54		Within Authorized Band		
4.4	§2.1053 §22.917(a) §24.238(a) §27.53(h) §27.53(g)	Radiated Spurious Emission (5G NR n5, n26) (5G NR n2, n25) (5G NR n66) (5G NR n12)	< 43+10log ₁₀ (P[Watts])	PASS	Under limit 12.01 dB at 10875.00 MHz

Declaration of Conformity:
The test results with all measurement uncertainty excluded are presented in accordance with the regulation limits or requirements declared by manufacturers.

Comments and Explanations:
The declared of product specification for EUT presented in the report are provided by the manufacturer, and the manufacturer takes all the responsibilities for the accuracy of product specification.



1 General Description

1.1 Applicant

Motorola Mobility LLC
222 W, Merchandise Mart Plaza, Chicago IL 60654 USA

1.2 Manufacturer

Motorola Mobility LLC
222 W, Merchandise Mart Plaza, Chicago IL 60654 USA

1.3 Product Feature of Equipment Under Test

Product Feature	
Equipment	Mobile Cellular Phone
Brand Name	Motorola
Model Name	XT2205-1, XT2205-2
FCC ID	IHDT56AE7
IMEI Code	Conducted : 355486330007578 Radiation : 357910940014326
HW Version	DVT2
SW Version	S2ST32.48
EUT Stage	Identical Prototype

Remark:

1. Only 5G NR n2/n5/n12/n25/n26/n66 are tested in this report, all the other RF bands are tested in the other reports separately.
2. The two models XT2205-1 and XT2205-2 are only for market differentiation, all the others are the same.

1.4 Product Specification of Equipment Under Test

Standards-related Product Specification	
Tx Frequency	5G NR n2 : 1850 MHz ~ 1910 MHz 5G NR n5 : 824 MHz ~ 849 MHz 5G NR n12 : 699 MHz ~ 716 MHz 5G NR n25 : 1850 MHz ~ 1915 MHz 5G NR n26 : 824 MHz ~ 849 MHz 5G NR n66 : 1710 MHz ~ 1780 MHz
Rx Frequency	5G NR n2 : 1930 MHz ~ 1990 MHz 5G NR n5 : 869 MHz ~ 894 MHz 5G NR n12: 729 MHz ~ 746 MHz 5G NR n25 : 1930 MHz ~ 1995 MHz 5G NR n26 : 869 MHz ~ 894 MHz 5G NR n66 : 2110 MHz~ 2200 MHz
SCS	15kHz, 30kHz
Bandwidth	n2, n25, n66 (15kHz): 5/10/15/20/25/30/40MHz n2, n25, n66 (30kHz): 10/15/20/25/30/40MHz n5, n26 (15kHz): 5/10/15/20MHz n5, n26 (30kHz): 10/15/20MHz n12 (15kHz): 5/10/15MHz n12 (30kHz): 10/15MHz
Antenna Gain	<Ant. 0>: n2: -4.2 dBi n5: -7.4 dBi n12: -6.8 dBi n25: -4.2 dBi n26: -7.4 dBi n66: -5.0 dBi <Ant. 1>: n2: -7.0 dBi n5: -7.2 dBi n12: -7.5 dBi n25: -7.0 dBi n26: -7.2 dBi n66: -7.0 dBi
Type of Modulation	CP-OFDM: QPSK / 16QAM / 64QAM / 256QAM DFT-s-OFDM: PI/2 BPSK / QPSK / 16QAM / 64QAM / 256QAM

Remark:

1. The maximum ERP/EIRP is calculated from max output power and max antenna gain, only the maximum ERP/EIRP of 5G NR n2/n5/n12/n25/n26/n66 are shown in the report.
2. 5G NR Band supports SA and NSA mode for SCS 15kHz/30kHz. According to the maximum power between SA and NSA mode, SA covers NSA mode for n2/n5/n12/n25/n26/n66 and SCS 15kHz covers SCS 30kHz.
3. All the supported ENDC combinations are verified conducted power, only the ENDC combination with highest power are shown in the report.
4. The device supports ant.0/1 for 5G NR n2/n25/n66, only the test data of worst ant.1 is showed in the report according to the maximum power.
5. The EN-DC mode combination could be referred to the product spec.



1.5 Modification of EUT

No modifications are made to the EUT during all test items.

1.6 Specification of Accessory

Specification of Accessory				
AC Adapter 1	Brand Name	Motorola (Salom)	Model Name	MC-301
AC Adapter 2	Brand Name	Motorola (Acbel)	Model Name	MC-301
Battery	Brand Name	Motorola (ATL)	Model Name	NF50
USB Cable 1	Brand Name	Motorola(Saibao)	Model Name	SC18D13215
USB Cable 2	Brand Name	Motorola(Cabletech)	Model Name	SC18D13216
USB Cable 3	Brand Name	Motorola(Luxshare)	Model Name	SC18D13217

1.7 Maximum ERP/EIRP Power and Emission Designator

5G NR n2		PI/2 BPSK / QPSK		16QAM / 64QAM / 256QAM	
BW (MHz)	Frequency Range (MHz)	Maximum EIRP(W)	Emission Designator (99%OBW)	Maximum EIRP(W)	Emission Designator (99%OBW)
5	1852.5 ~ 1907.5	0.0935	4M47G7D	0.0752	4M46W7D
10	1855.0 ~ 1905.0	0.0935	9M27G7D	0.0762	9M30W7D
15	1857.5 ~ 1902.5	0.0938	14M1G7D	0.0746	14M1W7D
20	1860.0 ~ 1900.0	0.0938	18M9G7D	0.0743	18M9W7D
25	1862.5 ~ 1897.5	0.0935	23M8G7D	0.0721	23M8W7D
30	1865.0 ~ 1895.0	0.0938	28M6G7D	0.0740	28M6W7D
40	1870.0 ~ 1890.0	0.0935	38M6G7D	0.0750	38M6W7D

5G NR n5		PI/2 BPSK / QPSK		16QAM / 64QAM / 256QAM	
BW (MHz)	Frequency Range (MHz)	Maximum ERP(W)	Emission Designator (99%OBW)	Maximum ERP(W)	Emission Designator (99%OBW)
5	826.5 ~ 846.5	0.0269	4M46G7D	0.0212	4M46W7D
10	829.0 ~ 844.0	0.0273	9M27G7D	0.0206	9M30W7D
15	831.5 ~ 841.5	0.0275	14M1G7D	0.0208	14M1W7D
20	834.0 ~ 839.0	0.0274	18M9G7D	0.0209	18M9W7D



5G NR n12		PI/2 BPSK / QPSK		16QAM / 64QAM / 256QAM	
BW (MHz)	Frequency Range (MHz)	Maximum ERP(W)	Emission Designator (99%OBW)	Maximum ERP(W)	Emission Designator (99%OBW)
5	701.5 ~ 713.5	0.0267	4M47G7D	0.0208	4M47W7D
10	704.0~ 711.0	0.0272	9M28G7D	0.0211	9M32W7D
15	706.5 ~ 708.5	0.0270	14M1G7D	0.0213	14M1W7D

5G NR n25		PI/2 BPSK / QPSK		16QAM / 64QAM / 256QAM	
BW (MHz)	Frequency Range (MHz)	Maximum EIRP(W)	Emission Designator (99%OBW)	Maximum EIRP(W)	Emission Designator (99%OBW)
5	1852.5 ~ 1912.5	0.0951	4M49G7D	0.0748	4M47W7D
10	1855.0 ~ 1910.0	0.0959	9M28G7D	0.0741	9M27W7D
15	1857.5 ~ 1907.5	0.0962	14M1G7D	0.0746	14M1W7D
20	1860.0 ~ 1905.0	0.0962	18M9G7D	0.0766	18M9W7D
25	1862.5 ~ 1902.5	0.0962	23M7G7D	0.0743	23M8W7D
30	1865.0 ~ 1900.0	0.0959	28M6G7D	0.0759	28M6W7D
40	1870.0 ~ 1895.0	0.0962	38M6G7D	0.0764	38M6W7D

5G NR n26		PI/2 BPSK / QPSK		16QAM / 64QAM / 256QAM	
BW (MHz)	Frequency Range (MHz)	Maximum ERP(W)	Emission Designator (99%OBW)	Maximum ERP(W)	Emission Designator (99%OBW)
5	826.5 ~ 846.5	0.0274	4M47G7D	0.0213	4M47W7D
10	829.0 ~ 844.0	0.0273	9M29G7D	0.0210	9M30W7D
15	831.5 ~ 841.5	0.0274	14M1G7D	0.0211	14M1W7D
20	834.0 ~ 839.0	0.0276	18M9G7D	0.0210	18M9W7D

5G NR n66		PI/2 BPSK / QPSK		16QAM / 64QAM / 256QAM	
BW (MHz)	Frequency Range (MHz)	Maximum EIRP(W)	Emission Designator (99%OBW)	Maximum EIRP(W)	Emission Designator (99%OBW)
5	1712.5 ~ 1777.5	0.0807	4M47G7D	0.0631	4M47W7D
10	1715.0 ~ 1775.0	0.0815	9M26G7D	0.0628	9M30W7D
15	1717.5 ~ 1772.5	0.0818	14M1G7D	0.0634	14M1W7D
20	1720.0 ~ 1770.0	0.0820	18M9G7D	0.0641	18M9W7D
25	1722.5 ~ 1767.5	0.0824	23M7G7D	0.0628	23M7W7D
30	1725.0 ~ 1765.0	0.0824	28M6G7D	0.0637	28M6W7D
40	1730.0 ~ 1760.0	0.0811	38M6G7D	0.0644	38M6W7D

Note: All modulations have been tested, only the worst test results of PSK & QAM are shown in the report.



1.8 Testing Location

Sporton International Inc. (Shenzhen) is accredited to ISO/IEC 17025:2017 by American Association for Laboratory Accreditation with Certificate Number 5145.01.

Test Firm	Sporton International Inc. (Shenzhen)		
Test Site Location	1/F, 2/F, Bldg 5, Shiling Industrial Zone, Xinwei Village, Xili, Nanshan, Shenzhen, 518055 People's Republic of China TEL: +86-755-86379589 FAX: +86-755-86379595		
Test Site No.	Sporton Site No.	FCC Designation No.	FCC Test Firm Registration No.
	TH01-SZ	CN1256	421272

Test Firm	Sporton International Inc. (Shenzhen)		
Test Site Location	101, 1st Floor, Block B, Building 1, No. 2, Tengfeng 4th Road, Fenghuang Community, Fuyong Street, Baoan District, Shenzhen City Guangdong Province China 518103 TEL: +86-755-33202398		
Test Site No.	Sporton Site No.	FCC Designation No.	FCC Test Firm Registration No.
	03CH01-SZ	CN1256	421272

1.9 Test Software

Item	Site	Manufacturer	Name	Version
1.	03CH01-SZ	AUDIX	E3	6.2009-8-24

1.10 Applicable Standards

According to the specifications of the manufacturer, the EUT must comply with the requirements of the following standards:

- ♦ 47 CFR Part 2, 22, 24, 27
- ♦ ANSI C63.26-2015
- ♦ FCC KDB 971168 D01 Power Meas License Digital Systems v03r01
- ♦ FCC KDB 412172 D01 Determining ERP and EIRP v01r01

Remark: All test items were verified and recorded according to the standards and without any deviation during the test.




2 Test Configuration of Equipment Under Test

2.1 Test Mode

Antenna port conducted and radiated test items are performed according to KDB 971168 D01 Power Meas License Digital Systems v03r01 with maximum output power.

For radiated measurement, pre-scanned in three orthogonal panels, X, Y, Z. The worst cases were recorded in this report.

The device is investigated from 30MHz to 10 times of fundamental signal for radiated spurious emission test under different RB size/offset and modulations in exploratory test. Subsequently, only the worst case emissions are reported.

Orthogonal Planes of EUT	X Plane	Y Plane	Z Plane
			

Test Items	5G NR	Bandwidth (MHz)							Modulation					RB #		Test Channel		
		5	10	15	20	25	30	40	PI/2 BPSK	QPSK	16QAM	64QAM	256 QAM	1	Full	L	M	H
Max. Output Power	n2	v	v	v	v	v	v	v	v	v	v	v	v	v	v	v	v	v
	n5	v	v	v	v	-	-	-	v	v	v	v	v	v	v	v	v	v
	n12	v	v	v	-	-	-	-	v	v	v	v	v	v	v	v	v	v
	n25	v	v	v	v	v	v	v	v	v	v	v	v	v	v	v	v	v
	n26	v	v	v	v	-	-	-	v	v	v	v	v	v	v	v	v	v
	n66	v	v	v	v	v	v	v	v	v	v	v	v	v	v	v	v	v
Peak-to-Average Ratio	n2				v				v	v				v	v	v	v	v
	n5				v	-	-	-	v	v				v	v	v	v	v
	n12		v		-	-	-	-	v	v				v	v	v	v	v
	n25				v				v	v				v	v	v	v	v
	n26				v	-	-	-	v	v				v	v	v	v	v
	n66				v				v	v				v	v	v	v	v

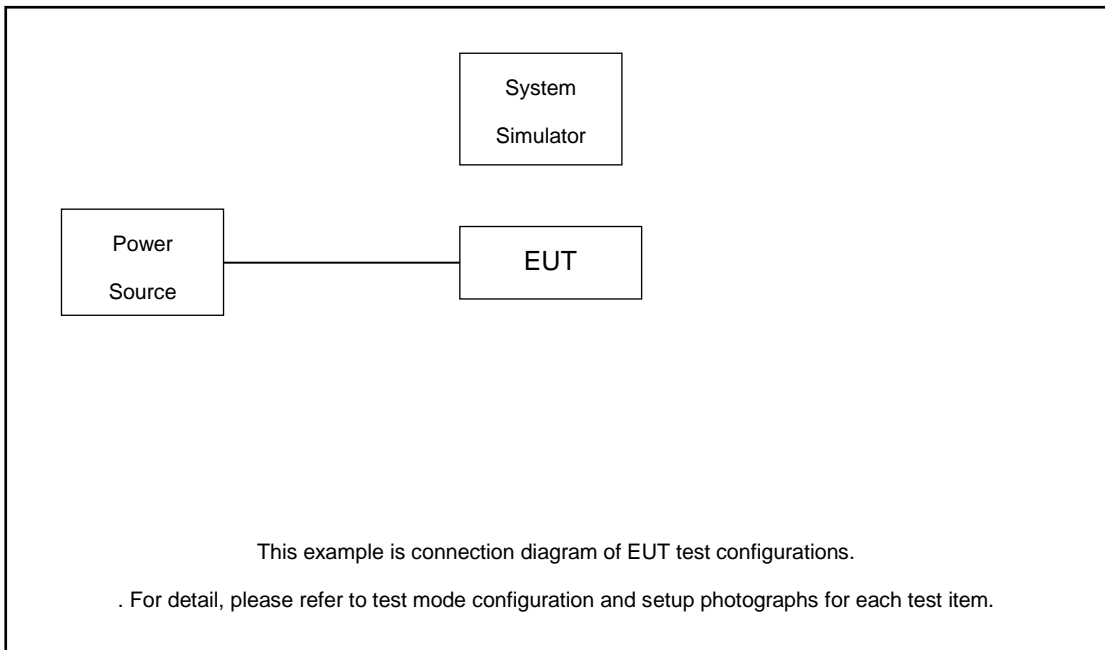


Test Items	5G NR	Bandwidth (MHz)							Modulation					RB #		Test Channel		
		5	10	15	20	25	30	40	PI/2 BPSK	QPSK	16QAM	64QAM	256 QAM	1	Full	L	M	H
26dB and 99% Bandwidth	n2	v	v	v	v	v	v	v	v	v	v	v	v		v		v	
	n5	v	v	v	v	-	-	-	v	v	v	v	v		v		v	
	n12	v	v	v	-	-	-	-	v	v	v	v	v		v		v	
	n25	v	v	v	v	v	v	v	v	v	v	v	v		v		v	
	n26	v	v	v	v	-	-	-	v	v	v	v	v		v		v	
	n66	v	v	v	v	v	v	v	v	v	v	v	v		v		v	
Conducted Band Edge	n2	v			v			v	v	v				v	v	v		v
	n5	v	v		v	-	-	-	v	v				v	v	v		v
	n12	v	v	v	-	-	-	-	v	v				v	v	v		v
	n25	v			v			v	v	v				v	v	v		v
	n26	v	v		v	-	-	-	v	v				v	v	v		v
	n66	v				v		v	v	v				v	v	v		v
Conducted Spurious Emission	n2	v			v			v	v	v				v		v		v
	n5	v	v		v	-	-	-	v	v				v		v		v
	n12	v	v	v	-	-	-	-	v	v				v		v		v
	n25	v			v			v	v	v				v		v		v
	n26	v	v		v	-	-	-	v	v				v		v		v
	n66	v				v		v	v	v				v		v		v
Frequency Stability	n2				v					v					v		v	
	n5				v	-	-	-		v					v		v	
	n12		v		-	-	-	-		v					v		v	
	n25				v					v					v		v	
	n26				v	-	-	-		v					v		v	
	n66				v					v					v		v	



Test Items	5G NR	Bandwidth (MHz)							Modulation					RB #		Test Channel		
		5	10	15	20	25	30	40	PI/2 BPSK	QPSK	16QAM	64QAM	256 QAM	1	Full	L	M	H
E.R.P / E.I.R.P	n2	v	v	v	v	v	v	v	v	v	v	v	v	v	v	v	v	v
	n5	v	v	v	v	-	-	-	v	v	v	v	v	v	v	v	v	v
	n12	v	v	v	-	-	-	-	v	v	v	v	v	v	v	v	v	v
	n25	v	v	v	v	v	v	v	v	v	v	v	v	v	v	v	v	v
	n26	v	v	v	v	-	-	-	v	v	v	v	v	v	v	v	v	v
	n66	v	v	v	v	v	v	v	v	v	v	v	v	v	v	v	v	v
Radiated Spurious Emission	n2	Worst Case														v	v	v
	n5	Worst Case														v	v	v
	n12	Worst Case														v	v	v
	n25	Worst Case														v	v	v
	n26	Worst Case														v	v	v
	n66	Worst Case														v	v	v
Note	1. The mark "v" means that this configuration is chosen for testing 2. The mark "-" means that this bandwidth is not supported. 3. The device is investigated from 30MHz to 10 times of fundamental signal for radiated spurious emission test under different RB size/offset and modulations in exploratory test. Subsequently, only the worst case emissions are reported. 4. Based on engineering evaluation, only the worst modulation test results are shown in the report. 5. Frequency Stability : Normal Voltage = 3.89V ; Low Voltage =3.6V ; High Voltage =4.48V																	

2.2 Connection Diagram of Test System



2.3 Support Unit used in test configuration and system

Item	Equipment	Trade Name	Model No.	FCC ID	Data Cable	Power Cord
1.	DC Power Supply	GW	GPS-3030D	N/A	N/A	Unshielded, 1.8 m
2.	Base Station	Anritsu	MT8821C	N/A	N/A	Unshielded,1.8m
3.	Base Station	Anritsu	MT8000A	N/A	N/A	Unshielded,1.8m

2.4 Measurement Results Explanation Example

For all conducted test items:

The offset level is set in the spectrum analyzer to compensate the RF cable loss between EUT conducted output port and spectrum analyzer. With the offset compensation, the spectrum analyzer reading level is exactly the EUT RF output level.

The spectrum analyzer offset is derived from RF cable loss.

Offset = RF cable loss.

Following shows an offset computation example with cable loss 7.8 dB attenuator.

Example :

Offset(dB) = RF cable loss(dB).

= 7.8 (dB)



2.5 Frequency List of Low/Middle/High Channels

5G NR n2 Channel and Frequency List				
BW [MHz]	Channel/Frequency(MHz)	Lowest	Middle	Highest
40	Channel	390000	392000	394000
	Frequency	1870	1880	1890
30	Channel	389000	392000	395000
	Frequency	1865.0	1880	1895.0
25	Channel	388500	392000	395500
	Frequency	1862.5	1880	1897.5
20	Channel	388000	392000	396000
	Frequency	1860	1880	1900
15	Channel	387500	392000	396500
	Frequency	1857.5	1880	1902.5
10	Channel	387000	392000	397000
	Frequency	1855	1880	1905
5	Channel	386500	392000	397500
	Frequency	1852.5	1880	1907.5

5G NR n5 Channel and Frequency List				
BW [MHz]	Channel/Frequency(MHz)	Lowest	Middle	Highest
20	Channel	175800	176300	176800
	Frequency	834	836.5	839
15	Channel	175300	176300	177300
	Frequency	831.5	836.5	841.5
10	Channel	174800	176300	177800
	Frequency	829	836.5	844
5	Channel	174300	176300	178300
	Frequency	826.5	836.5	846.5



5G NR n12 Channel and Frequency List -SCS 15k				
BW [MHz]	Channel/Frequency(MHz)	Lowest	Middle	Highest
15	Channel	147300	147500	147700
	Frequency	706.5	707.5	708.5
10	Channel	146800	147500	148200
	Frequency	704	707.5	711
5	Channel	146300	147500	148700
	Frequency	701.5	707.5	713.5

5G NR n25 Channel and Frequency List				
BW [MHz]	Channel/Frequency(MHz)	Lowest	Middle	Highest
40	Channel	390000	392500	395000
	Frequency	1870	1882.5	1895
30	Channel	389000	392500	396000
	Frequency	1865	1882.5	1900
25	Channel	388500	392500	396500
	Frequency	1862.5	1882.5	1902.5
20	Channel	388000	392500	397000
	Frequency	1860	1882.5	1905
15	Channel	387500	392500	397500
	Frequency	1857.5	1882.5	1907.5
10	Channel	387000	392500	398000
	Frequency	1855	1882.5	1910
5	Channel	386500	392500	398500
	Frequency	1852.5	1882.5	1912.5

5G NR n26 Channel and Frequency List				
BW [MHz]	Channel/Frequency(MHz)	Lowest	Middle	Highest
20	Channel	175800	176300	176800
	Frequency	834	836.5	839
15	Channel	175300	176300	177300
	Frequency	831.5	836.5	841.5
10	Channel	174800	176300	177800
	Frequency	829	836.5	844
5	Channel	174300	176300	178300
	Frequency	826.5	836.5	846.5



5G NR n66 Channel and Frequency List				
BW [MHz]	Channel/Frequency(MHz)	Lowest	Middle	Highest
40	Channel	426000	429000	432000
	Frequency	1730	1745	1760
30	Channel	425000	429000	433000
	Frequency	1725	1745	1765
25	Channel	424500	429000	433500
	Frequency	1722.5	1745	1767.5
20	Channel	424000	429000	434000
	Frequency	1720	1745	1770
15	Channel	423500	429000	434500
	Frequency	1717.5	1745	1772.5
10	Channel	423000	429000	435000
	Frequency	1715	1745	1775
5	Channel	422500	429000	435500
	Frequency	1712.5	1745	1777.5

3 Conducted Test Items

3.1 Measuring Instruments

See list of measuring instruments of this test report.

3.2 Test Setup

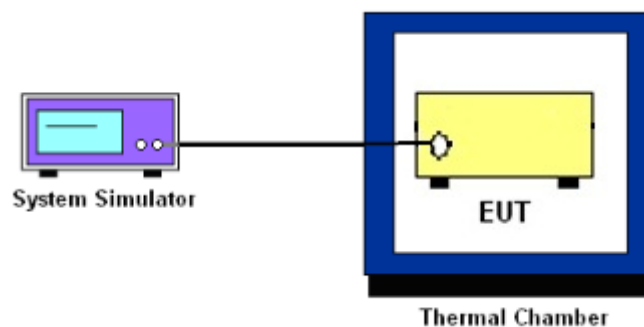
3.2.1 Conducted Output Power



3.2.2 Peak-to-Average Ratio, Occupied Bandwidth, Conducted Band-Edge and Conducted Spurious Emission



3.2.3 Frequency Stability



3.3 Test Result of Conducted Test

Please refer to Appendix A.



3.4 Conducted Output Power and ERP/EIRP

3.4.1 Description of the Conducted Output Power Measurement and ERP/EIRP Measurement

A system simulator was used to establish communication with the EUT. Its parameters were set to force the EUT transmitting at maximum output power. The measured power in the radio frequency on the transmitter output terminals shall be reported.

The ERP of mobile transmitters must not exceed 7 Watts for 5G NR n5 and n26.

The ERP of mobile transmitters must not exceed 3 Watts for 5G NR n12.

The EIRP of mobile transmitters must not exceed 2 Watts for 5G NR n2 and n25.

The EIRP of mobile transmitters must not exceed 1 Watts for 5G NR n66.

According to KDB 412172 D01 Power Approach,

$EIRP = P_T + G_T - L_C$, $ERP = EIRP - 2.15$, where

P_T = transmitter output power in dBm

G_T = gain of the transmitting antenna in dBi

L_C = signal attenuation in the connecting cable between the transmitter and antenna in dB

3.4.2 Test Procedures

1. The testing follows ANSI C63.26 Section 5.2
2. The transmitter output port was connected to the system simulator.
3. Set EUT at maximum power through the system simulator.
4. Select lowest, middle, and highest channels for each band and different modulation.
5. Measure and record the power level from the system simulator.



3.5 Peak-to-Average Ratio

3.5.1 Description of the PAR Measurement

Power Complementary Cumulative Distribution Function (CCDF) curves provide a means for characterizing the power peaks of a digitally modulated signal on a statistical basis. A CCDF curve depicts the probability of the peak signal amplitude exceeding the average power level. Most contemporary measurement instrumentation include the capability to produce CCDF curves for an input signal provided that the instrument's resolution bandwidth can be set wide enough to accommodate the entire input signal bandwidth. In measuring transmissions in this band using an average power technique, the peak-to-average ratio (PAR) of the transmission may not exceed 13 dB.

3.5.2 Test Procedures

1. The testing follows ANSI C63.26 Section 5.2.3.4 (CCDF).
2. The EUT was connected to spectrum and system simulator via a power divider.
3. Set the CCDF (Complementary Cumulative Distribution Function) option in spectrum analyzer.
4. The highest RF powers were measured and recorded the maximum PAPR level associated with a probability of 0.1 %.
5. Record the deviation as Peak to Average Ratio.



3.6 Occupied Bandwidth

3.6.1 Description of Occupied Bandwidth Measurement

The occupied bandwidth is the width of a frequency band such that, below the lower and above the upper frequency limits, the mean powers emitted are each equal to a specified percentage 0.5% of the total mean transmitted power.

The 26 dB emission bandwidth is defined as the frequency range between two points, one above and one below the carrier frequency, at which the spectral density of the emission is attenuated 26 dB below the maximum in-band spectral density of the modulated signal. Spectral density (power per unit bandwidth) is to be measured with a detector of resolution bandwidth equal to approximately 1.0% of the emission bandwidth.

3.6.2 Test Procedures

1. The testing follows ANSI C63.26 Section 5.4
2. The EUT was connected to spectrum analyzer and system simulator via a power divider.
3. The spectrum analyzer center frequency is set to the nominal EUT channel center frequency. The span range for the spectrum analyzer shall be between two and five times the anticipated OBW.
4. The nominal resolution bandwidth (RBW) shall be in the range of 1 to 5 % of the anticipated OBW, and the VBW shall be at least 3 times the RBW.
5. Set the detection mode to peak, and the trace mode to max hold.
6. Determine the reference value: Set the EUT to transmit a modulated signal. Allow the trace to stabilize. Set the spectrum analyzer marker to the highest level of the displayed trace.
(this is the reference value)
7. Determine the “-26 dB down amplitude” as equal to (Reference Value – X).
8. Place two markers, one at the lowest and the other at the highest frequency of the envelope of the spectral display such that each marker is at or slightly below the “-X dB down amplitude” determined in step 6. If a marker is below this “-X dB down amplitude” value it shall be placed as close as possible to this value. The OBW is the positive frequency difference between the two markers.
9. Use the 99 % power bandwidth function of the spectrum analyzer and report the measured bandwidth.



3.7 Conducted Band Edge

3.7.1 Description of Conducted Band Edge Measurement

22.917(a)

For operations in the 824 – 849 MHz band, the FCC limit is $43 + 10\log_{10}(P[\text{Watts}])$ dB below the transmitter power $P(\text{Watts})$ in a 100kHz bandwidth. However, in the 1MHz bands immediately outside and adjacent to the licensee's frequency block, a resolution bandwidth of at least one percent of the emission bandwidth of the fundamental emission of the transmitter may be employed.

24.238 (a)

For operations in the 1850-1910 and 1930-1990 MHz band, the FCC limit is $43 + 10\log_{10}(P[\text{Watts}])$ dB below the transmitter power $P(\text{Watts})$ in a 1MHz bandwidth. However, in the 1 MHz bands immediately outside and adjacent to the frequency block a resolution bandwidth of at least one percent of the emission bandwidth of the fundamental emission of the transmitter may be employed.

27.53 (h)

For operations in the 1710 – 1755 MHz band, the FCC limit is $43 + 10\log_{10}(P[\text{Watts}])$ dB below the transmitter power $P(\text{Watts})$ in a 1 MHz bandwidth. However, in the 1MHz bands immediately outside and adjacent to the licensee's frequency block, a resolution bandwidth of at least one percent of the emission bandwidth of the fundamental emission of the transmitter may be employed.

27.53 (g)

For operations in the 600MHz band and 698 -746 MHz band, the FCC limit is $43 + 10\log_{10}(P[\text{Watts}])$ dB below the transmitter power $P(\text{Watts})$ in a 100 kHz bandwidth. However, in the 100 kilohertz bands immediately outside and adjacent to a licensee's frequency block, a resolution bandwidth of at least 30 kHz may be employed.



3.7.2 Test Procedures

1. The testing follows ANSI C63.26 section 5.7
2. The EUT was connected to spectrum analyzer and system simulator via a power divider.
3. The band edges of low and high channels for the highest RF powers were measured.
4. Set RBW \geq 1% EBW in the 1MHz band immediately outside and adjacent to the band edge.
5. Beyond the 1 MHz band from the band edge, RBW=1MHz was used.
6. Set spectrum analyzer with RMS detector.
7. The RF fundamental frequency should be excluded against the limit line in the operating frequency band.
8. Checked that all the results comply with the emission limit line.

Example:

The limit line is derived from $43 + 10\log(P)$ dB below the transmitter power P(Watts)

$$= P(W) - [43 + 10\log(P)] \text{ (dB)}$$

$$= [30 + 10\log(P)] \text{ (dBm)} - [43 + 10\log(P)] \text{ (dB)} = -13\text{dBm}.$$

9. When using the integration method, the starting frequency of the integration shall be centered at one-half of the RBW away from the band edge.



3.8 Conducted Spurious Emission

3.8.1 Description of Conducted Spurious Emission Measurement

The power of any emission outside of the authorized operating frequency ranges must be lower than the transmitter power (P) by a factor of at least $43 + 10 \log (P)$ dB.

It is measured by means of a calibrated spectrum analyzer and scanned from 30 MHz up to a frequency including its 10th harmonic.

3.8.2 Test Procedures

1. The testing follows ANSI C63.26 section 5.7
2. The EUT was connected to spectrum analyzer and system simulator via a power divider.
3. The RF output of EUT was connected to the spectrum analyzer by RF cable and attenuator. The path loss was compensated to the results for each measurement.
4. The middle channel for the highest RF power within the transmitting frequency was measured.
5. The conducted spurious emission for the whole frequency range was taken.
6. Make the measurement with the spectrum analyzer's RBW = 1MHz, VBW = 3MHz.
7. Set spectrum analyzer with RMS detector.
8. Taking the record of maximum spurious emission.
9. The RF fundamental frequency should be excluded against the limit line in the operating frequency band.
10. The limit line is derived from $43 + 10\log(P)$ dB below the transmitter power P(Watts)
= P(W)- [43 + 10log(P)] (dB)
= [30 + 10log(P)] (dBm) - [43 + 10log(P)] (dB)
= -13dBm.



3.9 Frequency Stability

3.9.1 Description of Frequency Stability Measurement

The frequency stability shall be measured by variation of ambient temperature and variation of primary supply voltage to ensure that the fundamental emission stays within the authorized frequency block. The frequency stability of the transmitter shall be maintained within $\pm 0.00025\%$ ($\pm 2.5\text{ppm}$) of the center frequency.

3.9.2 Test Procedures for Temperature Variation

1. The testing follows ANSI C63.26 section 5.6.4
2. The EUT was set up in the thermal chamber and connected with the system simulator.
3. With power OFF, the temperature was decreased to -30°C and the EUT was stabilized before testing. Power was applied and the maximum change in frequency was recorded within one minute.
4. With power OFF, the temperature was raised in 10°C step up to 50°C . The EUT was stabilized at each step for at least half an hour. Power was applied and the maximum frequency change was recorded within one minute.

3.9.3 Test Procedures for Voltage Variation

1. The testing follows ANSI C63.26 section 5.6.5
2. The EUT was placed in a temperature chamber at $20\pm 5^{\circ}\text{C}$ and connected with the system simulator.
3. The power supply voltage to the EUT was varied from 85% to 115% of the nominal value for other than hand carried battery equipment.
4. For hand carried, battery powered equipment, reduce the primary ac or dc supply voltage to the battery operating end point, which shall be specified by the manufacturer.
5. The variation in frequency was measured for the worst case.

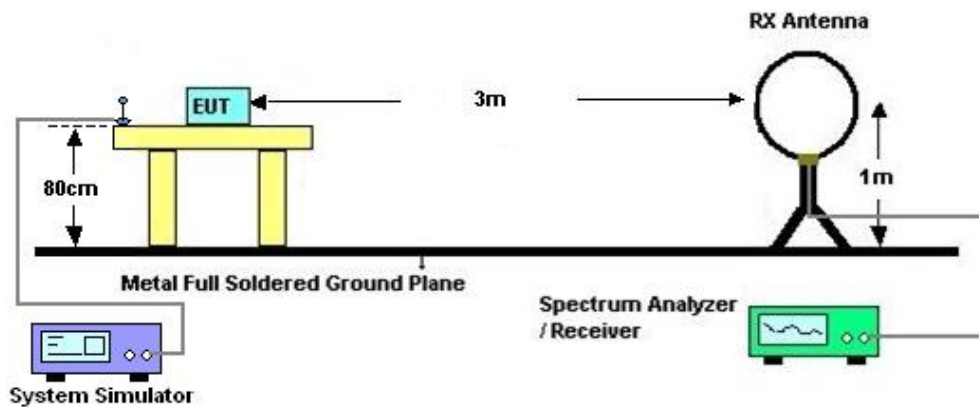
4 Radiated Test Items

4.1 Measuring Instruments

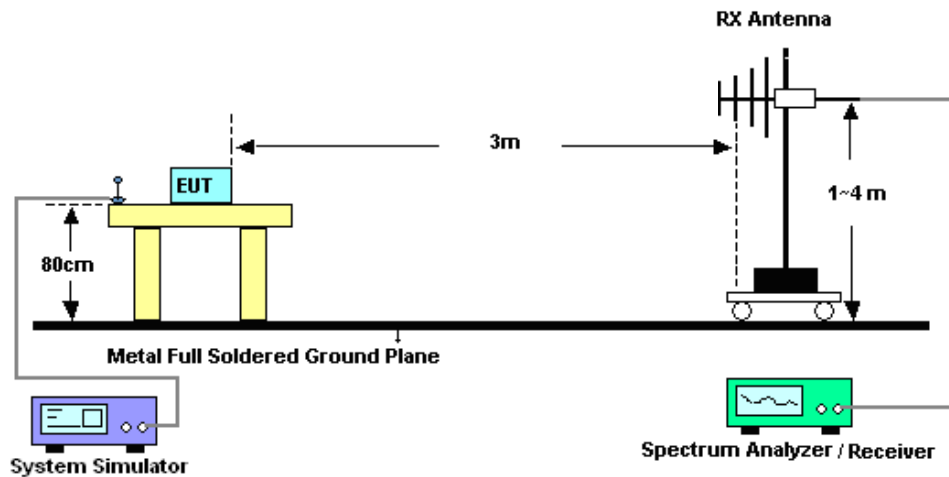
See list of measuring instruments of this test report.

4.2 Test Setup

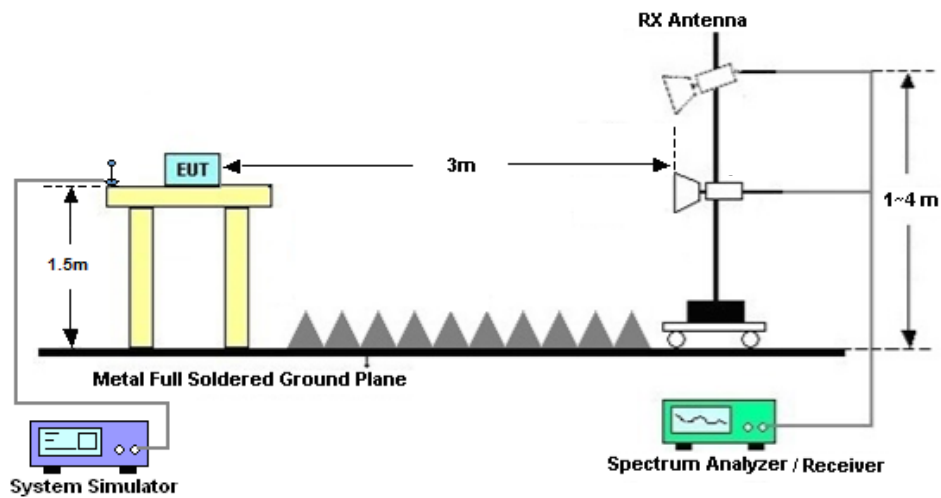
4.2.1 For radiated test below 30MHz



4.2.2 For radiated test from 30MHz to 1GHz



4.2.3 For radiated test above 1GHz



4.3 Test Result of Radiated Test

The low frequency, which started from 9 kHz to 30MHz, was pre-scanned and the result which was 20dB lower than the limit line was not reported.

Please refer to Appendix B.



4.4 Radiated Spurious Emission

4.4.1 Description of Radiated Spurious Emission

The radiated spurious emission was measured by substitution method according to ANSI C63.26. The power of any emission outside of the authorized operating frequency ranges must be attenuated below the transmitter power (P) by a factor of at least $43 + 10 \log (P)$ dB.

The spectrum is scanned from 30 MHz up to a frequency including its 10th harmonic.

4.4.2 Test Procedures

1. The testing follows ANSI C63.26 Section 5.5
2. The EUT was placed on a turntable with 0.8 meter height for frequency below 1GHz and 1.5 meter height for frequency above 1GHz respectively above ground.
3. The EUT was set 3 meters from the receiving antenna mounted on the antenna tower.
4. The table was rotated 360 degrees to determine the position of the highest spurious emission.
5. The height of the receiving antenna is varied between 1m to 4m to search the maximum spurious emission for both horizontal and vertical polarizations.
6. During the measurement, the system simulator parameters were set to force the EUT transmitting at maximum output power.
7. Make the measurement with the spectrum analyzer's RBW = 1MHz, VBW = 3MHz, taking the record of maximum spurious emission.
8. A horn antenna was substituted in place of the EUT and was driven by a signal generator.
9. Tune the output power of signal generator to the same emission level with EUT maximum spurious emission.
10. $EIRP (dBm) = S.G. Power - Tx Cable Loss + Tx Antenna Gain$
11. $ERP (dBm) = EIRP - 2.15$
12. The RF fundamental frequency should be excluded against the limit line in the operating frequency band.

The limit line is derived from $43 + 10\log(P)$ dB below the transmitter power P(Watts)
 $= P(W) - [43 + 10\log(P)] (dB)$
 $= [30 + 10\log(P)] (dBm) - [43 + 10\log(P)] (dB)$
 $= -13dBm.$



5 List of Measuring Equipment

Instrument	Manufacturer	Model No.	Serial No.	Characteristics	Calibration Date	Test Date	Due Date	Remark
Spectrum Analyzer	R&S	FSV40	101078	10Hz~40GHz	Apr. 07, 2022	Apr. 23, 2022~ May 30, 2022	Apr. 06, 2023	Conducted (TH01-SZ)
Power Divider	TOJOIN	PS-2SM-04 265	60.06.020.007 7	0.4GHz~26.5GHz	Dec. 25, 2021	Apr. 23, 2022~ May 30, 2022	Dec. 24, 2022	Conducted (TH01-SZ)
Thermal Chamber	Ten Billion Hongzhangroup	LP-150U	H2014081803	-40~+150°C	Jul. 14, 2021	Apr. 23, 2022~ May 30, 2022	Jul. 13, 2022	Conducted (TH01-SZ)
EMI Test Receiver&SA	Agilent	N9038A	MY52260185	20Hz~26.5GHz	Dec. 27, 2021	May 11, 2022~ May 12, 2022	Dec. 26, 2022	Radiation (03CH01-SZ)
Loop Antenna	R&S	HFH2-Z2	100354	9kHz~30MHz	Jun. 22, 2020	May 11, 2022~ May 12, 2022	Jun. 21, 2022	Radiation (03CH01-SZ)
Bilog Antenna	TeseQ	CBL6112D	35407	30MHz-2GHz	Sep. 28, 2021	May 11, 2022~ May 12, 2022	Sep. 27, 2022	Radiation (03CH01-SZ)
Double Ridge Horn Antenna	ETS-Lindgren	3117	00119436	1GHz~18GHz	Jul. 18, 2021	May 11, 2022~ May 12, 2022	Jul. 17, 2022	Radiation (03CH01-SZ)
SHF-EHF Horn	com-power	AH-840	101071	18Ghz-40GHz	Apr. 10, 2022	May 11, 2022~ May 12, 2022	Apr. 09, 2023	Radiation (03CH01-SZ)
LF Amplifier	Burgeon	BPA-530	102209	0.01~3000Mhz	Apr. 06, 2022	May 11, 2022~ May 12, 2022	Apr. 05, 2023	Radiation (03CH01-SZ)
HF Amplifier	MITEQ	AMF-7D-00 101800-30-1 0P-R	1943528	1GHz~18GHz	Oct. 22, 2021	May 11, 2022~ May 12, 2022	Oct. 21, 2022	Radiation (03CH01-SZ)
HF Amplifier	KEYSIGHT	83017A	MY53270105	0.5GHz~26.5Ghz	Oct. 22, 2021	May 11, 2022~ May 12, 2022	Oct. 21, 2022	Radiation (03CH01-SZ)
HF Amplifier	MITEQ	TTA1840-35 -HG	1871923	18GHz~40GHz	Jul. 13, 2021	May 11, 2022~ May 12, 2022	Jul. 12, 2022	Radiation (03CH01-SZ)
AC Power Source	Chroma	61601	616010001985	N/A	NCR	May 11, 2022~ May 12, 2022	NCR	Radiation (03CH01-SZ)
Turn Table	EM	EM1000	N/A	0~360 degree	NCR	May 11, 2022~ May 12, 2022	NCR	Radiation (03CH01-SZ)
Antenna Mast	EM	EM1000	N/A	1 m~4 m	NCR	May 11, 2022~ May 12, 2022	NCR	Radiation (03CH01-SZ)

NCR: No Calibration Required



6 Uncertainty of Evaluation

The measurement uncertainties shown below were calculated in accordance with the requirements of ANSI 63.26-2015. All the measurement uncertainty value were shown with a coverage K=2 to indicate 95% level of confidence. The measurement data show herein meets or exceeds the CISPR measurement uncertainty values specified in CISPR 16-4-2 and can be compared directly to specified limit to determine compliance.

Uncertainty of Conducted Measurement

Test Item	Uncertainty
Conducted Power	±1.34 dB
Conducted Emissions	±1.34 dB
Occupied Channel Bandwidth	±0.13 %

Uncertainty of Radiated Emission Measurement (30 MHz ~ 1000 MHz)

Measuring Uncertainty for a Level of Confidence of 95% (U = 2Uc(y))	2.48dB
---------------------------------------------------------------------	--------

Uncertainty of Radiated Emission Measurement (1 GHz ~ 18 GHz)

Measuring Uncertainty for a Level of Confidence of 95% (U = 2Uc(y))	3.53dB
---------------------------------------------------------------------	--------

Uncertainty of Radiated Emission Measurement (18 GHz ~ 40 GHz)

Measuring Uncertainty for a Level of Confidence of 95% (U = 2Uc(y))	4.02dB
---------------------------------------------------------------------	--------

----- THE END -----



Appendix A. Test Results of Conducted Test

Test Engineer :	Jung Guo	Temperature :	24~26°C
		Relative Humidity :	50~53%

FR1 N2 (ANT1_Max Conducted Power)

Transmitter Conducted Output Power And EIRP, ($G_T - L_C$)= -7.0dBi

NR Band	SCS (kHz)	Bandwidth (MHz)	Arfcn	Freq (MHz)	Modulation	RB	Conducted Power(dBm)	EIRP (dBm)	EIRP (W)
2	15	5	386500	1852.5	DFT-s-OFDM PI/2 BPSK	12@6	23.16	16.16	0.0413
2	15	5	386500	1852.5	DFT-s-OFDM PI/2 BPSK	1@1	23.67	16.67	0.0465
2	15	5	386500	1852.5	DFT-s-OFDM PI/2 BPSK	1@23	23.72	16.72	0.0470
2	15	5	386500	1852.5	DFT-s-OFDM QPSK	12@6	23.73	16.73	0.0471
2	15	5	386500	1852.5	DFT-s-OFDM QPSK	1@1	23.8	16.8	0.0479
2	15	5	386500	1852.5	DFT-s-OFDM QPSK	1@23	23.63	16.63	0.0460
2	15	5	386500	1852.5	DFT-s-OFDM 16 QAM	12@6	22.71	15.71	0.0372
2	15	5	386500	1852.5	DFT-s-OFDM 16 QAM	1@1	22.84	15.84	0.0384
2	15	5	386500	1852.5	DFT-s-OFDM 16 QAM	1@23	22.78	15.78	0.0378
2	15	5	386500	1852.5	DFT-s-OFDM 64 QAM	12@6	21.16	14.16	0.0261
2	15	5	386500	1852.5	DFT-s-OFDM 64 QAM	1@1	21.23	14.23	0.0265
2	15	5	386500	1852.5	DFT-s-OFDM 64 QAM	1@23	21.16	14.16	0.0261
2	15	5	386500	1852.5	DFT-s-OFDM 256 QAM	12@6	19.12	12.12	0.0163
2	15	5	386500	1852.5	DFT-s-OFDM 256 QAM	1@1	19.25	12.25	0.0168
2	15	5	386500	1852.5	DFT-s-OFDM 256 QAM	1@23	19.21	12.21	0.0166
2	15	5	386500	1852.5	CP-OFDM QPSK	13@6	22.26	15.26	0.0336
2	15	5	386500	1852.5	CP-OFDM QPSK	1@1	22.19	15.19	0.0330
2	15	5	386500	1852.5	CP-OFDM QPSK	1@23	22.16	15.16	0.0328
2	15	5	392000	1880	DFT-s-OFDM PI/2 BPSK	12@6	23.71	16.71	0.0469
2	15	5	392000	1880	DFT-s-OFDM PI/2 BPSK	1@1	23.77	16.77	0.0475
2	15	5	392000	1880	DFT-s-OFDM PI/2 BPSK	1@23	23.71	16.71	0.0469
2	15	5	392000	1880	DFT-s-OFDM QPSK	12@6	23.74	16.74	0.0472
2	15	5	392000	1880	DFT-s-OFDM QPSK	1@1	23.86	16.86	0.0485
2	15	5	392000	1880	DFT-s-OFDM QPSK	1@23	23.66	16.66	0.0463
2	15	5	392000	1880	DFT-s-OFDM 16 QAM	12@6	22.69	15.69	0.0371
2	15	5	392000	1880	DFT-s-OFDM 16 QAM	1@1	22.88	15.88	0.0387
2	15	5	392000	1880	DFT-s-OFDM 16 QAM	1@23	22.82	15.82	0.0382
2	15	5	392000	1880	DFT-s-OFDM 64 QAM	12@6	21.14	14.14	0.0259
2	15	5	392000	1880	DFT-s-OFDM 64 QAM	1@1	21.24	14.24	0.0265

2	15	5	392000	1880	DFT-s-OFDM 64 QAM	1@23	21.19	14.19	0.0262
2	15	5	392000	1880	DFT-s-OFDM 256 QAM	12@6	19.12	12.12	0.0163
2	15	5	392000	1880	DFT-s-OFDM 256 QAM	1@1	19.31	12.31	0.0170
2	15	5	392000	1880	DFT-s-OFDM 256 QAM	1@23	19.21	12.21	0.0166
2	15	5	392000	1880	CP-OFDM QPSK	13@6	22.2	15.2	0.0331
2	15	5	392000	1880	CP-OFDM QPSK	1@1	22.35	15.35	0.0343
2	15	5	392000	1880	CP-OFDM QPSK	1@23	22.22	15.22	0.0333
2	15	5	397500	1907.5	DFT-s-OFDM PI/2 BPSK	12@6	23.68	16.68	0.0466
2	15	5	397500	1907.5	DFT-s-OFDM PI/2 BPSK	1@1	23.72	16.72	0.0470
2	15	5	397500	1907.5	DFT-s-OFDM PI/2 BPSK	1@23	23.65	16.65	0.0462
2	15	5	397500	1907.5	DFT-s-OFDM QPSK	12@6	23.7	16.7	0.0468
2	15	5	397500	1907.5	DFT-s-OFDM QPSK	1@1	23.84	16.84	0.0483
2	15	5	397500	1907.5	DFT-s-OFDM QPSK	1@23	23.6	16.6	0.0457
2	15	5	397500	1907.5	DFT-s-OFDM 16 QAM	12@6	22.65	15.65	0.0367
2	15	5	397500	1907.5	DFT-s-OFDM 16 QAM	1@1	22.82	15.82	0.0382
2	15	5	397500	1907.5	DFT-s-OFDM 16 QAM	1@23	22.8	15.8	0.0380
2	15	5	397500	1907.5	DFT-s-OFDM 64 QAM	12@6	21.14	14.14	0.0259
2	15	5	397500	1907.5	DFT-s-OFDM 64 QAM	1@1	21.21	14.21	0.0264
2	15	5	397500	1907.5	DFT-s-OFDM 64 QAM	1@23	21.11	14.11	0.0258
2	15	5	397500	1907.5	DFT-s-OFDM 256 QAM	12@6	19.09	12.09	0.0162
2	15	5	397500	1907.5	DFT-s-OFDM 256 QAM	1@1	19.19	12.19	0.0166
2	15	5	397500	1907.5	DFT-s-OFDM 256 QAM	1@23	19.15	12.15	0.0164
2	15	5	397500	1907.5	CP-OFDM QPSK	13@6	22.16	15.16	0.0328
2	15	5	397500	1907.5	CP-OFDM QPSK	1@1	22.3	15.3	0.0339
2	15	5	397500	1907.5	CP-OFDM QPSK	1@23	22.2	15.2	0.0331
2	15	10	387000	1855	DFT-s-OFDM PI/2 BPSK	25@12	23.09	16.09	0.0406
2	15	10	387000	1855	DFT-s-OFDM PI/2 BPSK	1@1	23.7	16.7	0.0468
2	15	10	387000	1855	DFT-s-OFDM PI/2 BPSK	1@50	23.72	16.72	0.0470
2	15	10	387000	1855	DFT-s-OFDM QPSK	25@12	23.69	16.69	0.0467
2	15	10	387000	1855	DFT-s-OFDM QPSK	1@1	23.84	16.84	0.0483
2	15	10	387000	1855	DFT-s-OFDM QPSK	1@50	23.63	16.63	0.0460
2	15	10	387000	1855	DFT-s-OFDM 16 QAM	25@12	22.72	15.72	0.0373
2	15	10	387000	1855	DFT-s-OFDM 16 QAM	1@1	22.9	15.9	0.0389
2	15	10	387000	1855	DFT-s-OFDM 16 QAM	1@50	22.84	15.84	0.0384
2	15	10	387000	1855	DFT-s-OFDM 64 QAM	25@12	21.17	14.17	0.0261
2	15	10	387000	1855	DFT-s-OFDM 64 QAM	1@1	21.24	14.24	0.0265

2	15	10	387000	1855	DFT-s-OFDM 64 QAM	1@50	21.16	14.16	0.0261
2	15	10	387000	1855	DFT-s-OFDM 256 QAM	25@12	19.12	12.12	0.0163
2	15	10	387000	1855	DFT-s-OFDM 256 QAM	1@1	19.26	12.26	0.0168
2	15	10	387000	1855	DFT-s-OFDM 256 QAM	1@50	19.18	12.18	0.0165
2	15	10	387000	1855	CP-OFDM QPSK	26@13	22.15	15.15	0.0327
2	15	10	387000	1855	CP-OFDM QPSK	1@1	22.38	15.38	0.0345
2	15	10	387000	1855	CP-OFDM QPSK	1@50	22.13	15.13	0.0326
2	15	10	392000	1880	DFT-s-OFDM PI/2 BPSK	25@12	23.76	16.76	0.0474
2	15	10	392000	1880	DFT-s-OFDM PI/2 BPSK	1@1	23.78	16.78	0.0476
2	15	10	392000	1880	DFT-s-OFDM PI/2 BPSK	1@50	23.76	16.76	0.0474
2	15	10	392000	1880	DFT-s-OFDM QPSK	25@12	23.81	16.81	0.0480
2	15	10	392000	1880	DFT-s-OFDM QPSK	1@1	23.74	16.74	0.0472
2	15	10	392000	1880	DFT-s-OFDM QPSK	1@50	23.65	16.65	0.0462
2	15	10	392000	1880	DFT-s-OFDM 16 QAM	25@12	22.77	15.77	0.0378
2	15	10	392000	1880	DFT-s-OFDM 16 QAM	1@1	23	16	0.0398
2	15	10	392000	1880	DFT-s-OFDM 16 QAM	1@50	22.83	15.83	0.0383
2	15	10	392000	1880	DFT-s-OFDM 64 QAM	25@12	21.26	14.26	0.0267
2	15	10	392000	1880	DFT-s-OFDM 64 QAM	1@1	21.34	14.34	0.0272
2	15	10	392000	1880	DFT-s-OFDM 64 QAM	1@50	21.19	14.19	0.0262
2	15	10	392000	1880	DFT-s-OFDM 256 QAM	25@12	19.19	12.19	0.0166
2	15	10	392000	1880	DFT-s-OFDM 256 QAM	1@1	19.27	12.27	0.0169
2	15	10	392000	1880	DFT-s-OFDM 256 QAM	1@50	19.24	12.24	0.0167
2	15	10	392000	1880	CP-OFDM QPSK	26@13	22.24	15.24	0.0334
2	15	10	392000	1880	CP-OFDM QPSK	1@1	22.29	15.29	0.0338
2	15	10	392000	1880	CP-OFDM QPSK	1@50	22.24	15.24	0.0334
2	15	10	397000	1905	DFT-s-OFDM PI/2 BPSK	25@12	23.74	16.74	0.0472
2	15	10	397000	1905	DFT-s-OFDM PI/2 BPSK	1@1	23.71	16.71	0.0469
2	15	10	397000	1905	DFT-s-OFDM PI/2 BPSK	1@50	23.72	16.72	0.0470
2	15	10	397000	1905	DFT-s-OFDM QPSK	25@12	23.78	16.78	0.0476
2	15	10	397000	1905	DFT-s-OFDM QPSK	1@1	23.9	16.9	0.0490
2	15	10	397000	1905	DFT-s-OFDM QPSK	1@50	23.69	16.69	0.0467
2	15	10	397000	1905	DFT-s-OFDM 16 QAM	25@12	22.79	15.79	0.0379
2	15	10	397000	1905	DFT-s-OFDM 16 QAM	1@1	22.95	15.95	0.0394
2	15	10	397000	1905	DFT-s-OFDM 16 QAM	1@50	22.88	15.88	0.0387
2	15	10	397000	1905	DFT-s-OFDM 64 QAM	25@12	21.23	14.23	0.0265
2	15	10	397000	1905	DFT-s-OFDM 64 QAM	1@1	21.26	14.26	0.0267

2	15	10	397000	1905	DFT-s-OFDM 64 QAM	1@50	21.23	14.23	0.0265
2	15	10	397000	1905	DFT-s-OFDM 256 QAM	25@12	19.17	12.17	0.0165
2	15	10	397000	1905	DFT-s-OFDM 256 QAM	1@1	19.27	12.27	0.0169
2	15	10	397000	1905	DFT-s-OFDM 256 QAM	1@50	19.24	12.24	0.0167
2	15	10	397000	1905	CP-OFDM QPSK	26@13	22.22	15.22	0.0333
2	15	10	397000	1905	CP-OFDM QPSK	1@1	22.4	15.4	0.0347
2	15	10	397000	1905	CP-OFDM QPSK	1@50	22.26	15.26	0.0336
2	15	15	387500	1857.5	DFT-s-OFDM PI/2 BPSK	36@18	23.19	16.19	0.0416
2	15	15	387500	1857.5	DFT-s-OFDM PI/2 BPSK	1@1	23.65	16.65	0.0462
2	15	15	387500	1857.5	DFT-s-OFDM PI/2 BPSK	1@77	23.71	16.71	0.0469
2	15	15	387500	1857.5	DFT-s-OFDM QPSK	36@18	23.73	16.73	0.0471
2	15	15	387500	1857.5	DFT-s-OFDM QPSK	1@1	23.8	16.8	0.0479
2	15	15	387500	1857.5	DFT-s-OFDM QPSK	1@77	23.69	16.69	0.0467
2	15	15	387500	1857.5	DFT-s-OFDM 16 QAM	36@18	22.74	15.74	0.0375
2	15	15	387500	1857.5	DFT-s-OFDM 16 QAM	1@1	22.86	15.86	0.0385
2	15	15	387500	1857.5	DFT-s-OFDM 16 QAM	1@77	22.88	15.88	0.0387
2	15	15	387500	1857.5	DFT-s-OFDM 64 QAM	36@18	21.22	14.22	0.0264
2	15	15	387500	1857.5	DFT-s-OFDM 64 QAM	1@1	21.18	14.18	0.0262
2	15	15	387500	1857.5	DFT-s-OFDM 64 QAM	1@77	21.15	14.15	0.0260
2	15	15	387500	1857.5	DFT-s-OFDM 256 QAM	36@18	19.06	12.06	0.0161
2	15	15	387500	1857.5	DFT-s-OFDM 256 QAM	1@1	19.2	12.2	0.0166
2	15	15	387500	1857.5	DFT-s-OFDM 256 QAM	1@77	19.2	12.2	0.0166
2	15	15	387500	1857.5	CP-OFDM QPSK	39@19	22.2	15.2	0.0331
2	15	15	387500	1857.5	CP-OFDM QPSK	1@1	22.22	15.22	0.0333
2	15	15	387500	1857.5	CP-OFDM QPSK	1@77	22.11	15.11	0.0324
2	15	15	392000	1880	DFT-s-OFDM PI/2 BPSK	36@18	23.8	16.8	0.0479
2	15	15	392000	1880	DFT-s-OFDM PI/2 BPSK	1@1	23.71	16.71	0.0469
2	15	15	392000	1880	DFT-s-OFDM PI/2 BPSK	1@77	23.68	16.68	0.0466
2	15	15	392000	1880	DFT-s-OFDM QPSK	36@18	23.85	16.85	0.0484
2	15	15	392000	1880	DFT-s-OFDM QPSK	1@1	23.56	16.56	0.0453
2	15	15	392000	1880	DFT-s-OFDM QPSK	1@77	23.36	16.36	0.0433
2	15	15	392000	1880	DFT-s-OFDM 16 QAM	36@18	22.82	15.82	0.0382
2	15	15	392000	1880	DFT-s-OFDM 16 QAM	1@1	22.87	15.87	0.0386
2	15	15	392000	1880	DFT-s-OFDM 16 QAM	1@77	22.79	15.79	0.0379
2	15	15	392000	1880	DFT-s-OFDM 64 QAM	36@18	21.29	14.29	0.0269
2	15	15	392000	1880	DFT-s-OFDM 64 QAM	1@1	21.23	14.23	0.0265

2	15	15	392000	1880	DFT-s-OFDM 64 QAM	1@77	21.04	14.04	0.0254
2	15	15	392000	1880	DFT-s-OFDM 256 QAM	36@18	19.13	12.13	0.0163
2	15	15	392000	1880	DFT-s-OFDM 256 QAM	1@1	19.19	12.19	0.0166
2	15	15	392000	1880	DFT-s-OFDM 256 QAM	1@77	19.1	12.1	0.0162
2	15	15	392000	1880	CP-OFDM QPSK	39@19	22.29	15.29	0.0338
2	15	15	392000	1880	CP-OFDM QPSK	1@1	22.21	15.21	0.0332
2	15	15	392000	1880	CP-OFDM QPSK	1@77	22.02	15.02	0.0318
2	15	15	396500	1902.5	DFT-s-OFDM PI/2 BPSK	36@18	23.73	16.73	0.0471
2	15	15	396500	1902.5	DFT-s-OFDM PI/2 BPSK	1@1	23.55	16.55	0.0452
2	15	15	396500	1902.5	DFT-s-OFDM PI/2 BPSK	1@77	23.64	16.64	0.0461
2	15	15	396500	1902.5	DFT-s-OFDM QPSK	36@18	23.77	16.77	0.0475
2	15	15	396500	1902.5	DFT-s-OFDM QPSK	1@1	23.74	16.74	0.0472
2	15	15	396500	1902.5	DFT-s-OFDM QPSK	1@77	23.65	16.65	0.0462
2	15	15	396500	1902.5	DFT-s-OFDM 16 QAM	36@18	22.81	15.81	0.0381
2	15	15	396500	1902.5	DFT-s-OFDM 16 QAM	1@1	22.78	15.78	0.0378
2	15	15	396500	1902.5	DFT-s-OFDM 16 QAM	1@77	22.82	15.82	0.0382
2	15	15	396500	1902.5	DFT-s-OFDM 64 QAM	36@18	21.27	14.27	0.0267
2	15	15	396500	1902.5	DFT-s-OFDM 64 QAM	1@1	21.08	14.08	0.0256
2	15	15	396500	1902.5	DFT-s-OFDM 64 QAM	1@77	21.13	14.13	0.0259
2	15	15	396500	1902.5	DFT-s-OFDM 256 QAM	36@18	19.13	12.13	0.0163
2	15	15	396500	1902.5	DFT-s-OFDM 256 QAM	1@1	19.13	12.13	0.0163
2	15	15	396500	1902.5	DFT-s-OFDM 256 QAM	1@77	19.17	12.17	0.0165
2	15	15	396500	1902.5	CP-OFDM QPSK	39@19	22.26	15.26	0.0336
2	15	15	396500	1902.5	CP-OFDM QPSK	1@1	22.15	15.15	0.0327
2	15	15	396500	1902.5	CP-OFDM QPSK	1@77	22.12	15.12	0.0325
2	15	20	388000	1860	DFT-s-OFDM PI/2 BPSK	50@25	23.14	16.14	0.0411
2	15	20	388000	1860	DFT-s-OFDM PI/2 BPSK	1@1	23.7	16.7	0.0468
2	15	20	388000	1860	DFT-s-OFDM PI/2 BPSK	1@104	23.85	16.85	0.0484
2	15	20	388000	1860	DFT-s-OFDM QPSK	50@25	23.56	16.56	0.0453
2	15	20	388000	1860	DFT-s-OFDM QPSK	1@1	23.82	16.82	0.0481
2	15	20	388000	1860	DFT-s-OFDM QPSK	1@104	23.91	16.91	0.0491
2	15	20	388000	1860	DFT-s-OFDM 16 QAM	50@25	22.72	15.72	0.0373
2	15	20	388000	1860	DFT-s-OFDM 16 QAM	1@1	22.92	15.92	0.0391
2	15	20	388000	1860	DFT-s-OFDM 16 QAM	1@104	22.99	15.99	0.0397
2	15	20	388000	1860	DFT-s-OFDM 64 QAM	50@25	21.14	14.14	0.0259
2	15	20	388000	1860	DFT-s-OFDM 64 QAM	1@1	21.25	14.25	0.0266

2	15	20	388000	1860	DFT-s-OFDM 64 QAM	1@104	21.33	14.33	0.0271
2	15	20	388000	1860	DFT-s-OFDM 256 QAM	50@25	19.15	12.15	0.0164
2	15	20	388000	1860	DFT-s-OFDM 256 QAM	1@1	19.24	12.24	0.0167
2	15	20	388000	1860	DFT-s-OFDM 256 QAM	1@104	19.32	12.32	0.0171
2	15	20	388000	1860	CP-OFDM QPSK	53@26	22.25	15.25	0.0335
2	15	20	388000	1860	CP-OFDM QPSK	1@1	22.23	15.23	0.0333
2	15	20	388000	1860	CP-OFDM QPSK	1@104	22.3	15.3	0.0339
2	15	20	392000	1860	DFT-s-OFDM PI/2 BPSK	50@25	23.7	16.7	0.0468
2	15	20	392000	1880	DFT-s-OFDM PI/2 BPSK	1@1	23.74	16.74	0.0472
2	15	20	392000	1880	DFT-s-OFDM PI/2 BPSK	1@104	23.63	16.63	0.0460
2	15	20	392000	1880	DFT-s-OFDM QPSK	50@25	23.8	16.8	0.0479
2	15	20	392000	1880	DFT-s-OFDM QPSK	1@1	23.87	16.87	0.0486
2	15	20	392000	1880	DFT-s-OFDM QPSK	1@104	23.65	16.65	0.0462
2	15	20	392000	1880	DFT-s-OFDM 16 QAM	50@25	22.8	15.8	0.0380
2	15	20	392000	1880	DFT-s-OFDM 16 QAM	1@1	22.92	15.92	0.0391
2	15	20	392000	1880	DFT-s-OFDM 16 QAM	1@104	22.83	15.83	0.0383
2	15	20	392000	1880	DFT-s-OFDM 64 QAM	50@25	21.25	14.25	0.0266
2	15	20	392000	1880	DFT-s-OFDM 64 QAM	1@1	21.29	14.29	0.0269
2	15	20	392000	1880	DFT-s-OFDM 64 QAM	1@104	21.16	14.16	0.0261
2	15	20	392000	1880	DFT-s-OFDM 256 QAM	50@25	19.21	12.21	0.0166
2	15	20	392000	1880	DFT-s-OFDM 256 QAM	1@1	19.37	12.37	0.0173
2	15	20	392000	1880	DFT-s-OFDM 256 QAM	1@104	19.27	12.27	0.0169
2	15	20	392000	1880	CP-OFDM QPSK	53@26	22.29	15.29	0.0338
2	15	20	392000	1880	CP-OFDM QPSK	1@1	22.42	15.42	0.0348
2	15	20	392000	1880	CP-OFDM QPSK	1@104	22.18	15.18	0.0330
2	15	20	396000	1900	DFT-s-OFDM PI/2 BPSK	50@25	23.73	16.73	0.0471
2	15	20	396000	1900	DFT-s-OFDM PI/2 BPSK	1@1	23.57	16.57	0.0454
2	15	20	396000	1900	DFT-s-OFDM PI/2 BPSK	1@104	23.71	16.71	0.0469
2	15	20	396000	1900	DFT-s-OFDM QPSK	50@25	23.76	16.76	0.0474
2	15	20	396000	1900	DFT-s-OFDM QPSK	1@1	23.73	16.73	0.0471
2	15	20	396000	1900	DFT-s-OFDM QPSK	1@104	23.7	16.7	0.0468
2	15	20	396000	1900	DFT-s-OFDM 16 QAM	50@25	22.77	15.77	0.0378
2	15	20	396000	1900	DFT-s-OFDM 16 QAM	1@1	22.76	15.76	0.0377
2	15	20	396000	1900	DFT-s-OFDM 16 QAM	1@104	22.89	15.89	0.0388
2	15	20	396000	1900	DFT-s-OFDM 64 QAM	50@25	21.22	14.22	0.0264
2	15	20	396000	1900	DFT-s-OFDM 64 QAM	1@1	21.11	14.11	0.0258

2	15	20	396000	1900	DFT-s-OFDM 64 QAM	1@104	21.22	14.22	0.0264
2	15	20	396000	1900	DFT-s-OFDM 256 QAM	50@25	19.14	12.14	0.0164
2	15	20	396000	1900	DFT-s-OFDM 256 QAM	1@1	19.14	12.14	0.0164
2	15	20	396000	1900	DFT-s-OFDM 256 QAM	1@104	19.25	12.25	0.0168
2	15	20	396000	1900	CP-OFDM QPSK	53@26	22.27	15.27	0.0337
2	15	20	396000	1900	CP-OFDM QPSK	1@1	22.3	15.3	0.0339
2	15	20	396000	1900	CP-OFDM QPSK	1@104	22.31	15.31	0.0340
2	15	25	388500	1862.5	DFT-s-OFDM PI/2 BPSK	64@32	23.01	16.01	0.0399
2	15	25	388500	1862.5	DFT-s-OFDM PI/2 BPSK	1@1	23.7	16.7	0.0468
2	15	25	388500	1862.5	DFT-s-OFDM PI/2 BPSK	1@131	23.93	16.93	0.0493
2	15	25	388500	1862.5	DFT-s-OFDM QPSK	64@32	23.65	16.65	0.0462
2	15	25	388500	1862.5	DFT-s-OFDM QPSK	1@1	23.89	16.89	0.0489
2	15	25	388500	1862.5	DFT-s-OFDM QPSK	1@131	23.8	16.8	0.0479
2	15	25	388500	1862.5	DFT-s-OFDM 16 QAM	64@32	22.71	15.71	0.0372
2	15	25	388500	1862.5	DFT-s-OFDM 16 QAM	1@1	22.9	15.9	0.0389
2	15	25	388500	1862.5	DFT-s-OFDM 16 QAM	1@131	23.01	16.01	0.0399
2	15	25	388500	1862.5	DFT-s-OFDM 64 QAM	64@32	21.11	14.11	0.0258
2	15	25	388500	1862.5	DFT-s-OFDM 64 QAM	1@1	21.36	14.36	0.0273
2	15	25	388500	1862.5	DFT-s-OFDM 64 QAM	1@131	21.54	14.54	0.0284
2	15	25	388500	1862.5	DFT-s-OFDM 256 QAM	64@32	19.07	12.07	0.0161
2	15	25	388500	1862.5	DFT-s-OFDM 256 QAM	1@1	19.47	12.47	0.0177
2	15	25	388500	1862.5	DFT-s-OFDM 256 QAM	1@131	19.44	12.44	0.0175
2	15	25	388500	1862.5	CP-OFDM QPSK	67@33	22.1	15.1	0.0324
2	15	25	388500	1862.5	CP-OFDM QPSK	1@1	22.49	15.49	0.0354
2	15	25	388500	1862.5	CP-OFDM QPSK	1@131	22.61	15.61	0.0364
2	15	25	392000	1862.5	DFT-s-OFDM PI/2 BPSK	64@32	23.64	16.64	0.0461
2	15	25	392000	1880	DFT-s-OFDM PI/2 BPSK	1@1	23.79	16.79	0.0478
2	15	25	392000	1880	DFT-s-OFDM PI/2 BPSK	1@131	23.78	16.78	0.0476
2	15	25	392000	1880	DFT-s-OFDM QPSK	64@32	23.72	16.72	0.0470
2	15	25	392000	1880	DFT-s-OFDM QPSK	1@1	23.86	16.86	0.0485
2	15	25	392000	1880	DFT-s-OFDM QPSK	1@131	23.71	16.71	0.0469
2	15	25	392000	1880	DFT-s-OFDM 16 QAM	64@32	22.78	15.78	0.0378
2	15	25	392000	1880	DFT-s-OFDM 16 QAM	1@1	23.03	16.03	0.0401
2	15	25	392000	1880	DFT-s-OFDM 16 QAM	1@131	22.86	15.86	0.0385
2	15	25	392000	1880	DFT-s-OFDM 64 QAM	64@32	21.21	14.21	0.0264
2	15	25	392000	1880	DFT-s-OFDM 64 QAM	1@1	21.38	14.38	0.0274

2	15	25	392000	1880	DFT-s-OFDM 64 QAM	1@131	21.45	14.45	0.0279
2	15	25	392000	1880	DFT-s-OFDM 256 QAM	64@32	19.15	12.15	0.0164
2	15	25	392000	1880	DFT-s-OFDM 256 QAM	1@1	19.52	12.52	0.0179
2	15	25	392000	1880	DFT-s-OFDM 256 QAM	1@131	19.44	12.44	0.0175
2	15	25	392000	1880	CP-OFDM QPSK	67@33	22.18	15.18	0.0330
2	15	25	392000	1880	CP-OFDM QPSK	1@1	22.5	15.5	0.0355
2	15	25	392000	1880	CP-OFDM QPSK	1@131	22.4	15.4	0.0347
2	15	25	395500	1897.5	DFT-s-OFDM PI/2 BPSK	64@32	23.67	16.67	0.0465
2	15	25	395500	1897.5	DFT-s-OFDM PI/2 BPSK	1@1	23.72	16.72	0.0470
2	15	25	395500	1897.5	DFT-s-OFDM PI/2 BPSK	1@131	23.83	16.83	0.0482
2	15	25	395500	1897.5	DFT-s-OFDM QPSK	64@32	23.69	16.69	0.0467
2	15	25	395500	1897.5	DFT-s-OFDM QPSK	1@1	23.68	16.68	0.0466
2	15	25	395500	1897.5	DFT-s-OFDM QPSK	1@131	23.75	16.75	0.0473
2	15	25	395500	1897.5	DFT-s-OFDM 16 QAM	64@32	22.77	15.77	0.0378
2	15	25	395500	1897.5	DFT-s-OFDM 16 QAM	1@1	22.9	15.9	0.0389
2	15	25	395500	1897.5	DFT-s-OFDM 16 QAM	1@131	22.94	15.94	0.0393
2	15	25	395500	1897.5	DFT-s-OFDM 64 QAM	64@32	21.16	14.16	0.0261
2	15	25	395500	1897.5	DFT-s-OFDM 64 QAM	1@1	21.39	14.39	0.0275
2	15	25	395500	1897.5	DFT-s-OFDM 64 QAM	1@131	21.37	14.37	0.0274
2	15	25	395500	1897.5	DFT-s-OFDM 256 QAM	64@32	19.12	12.12	0.0163
2	15	25	395500	1897.5	DFT-s-OFDM 256 QAM	1@1	19.46	12.46	0.0176
2	15	25	395500	1897.5	DFT-s-OFDM 256 QAM	1@131	19.39	12.39	0.0173
2	15	25	395500	1897.5	CP-OFDM QPSK	67@33	22.15	15.15	0.0327
2	15	25	395500	1897.5	CP-OFDM QPSK	1@1	22.34	15.34	0.0342
2	15	25	395500	1897.5	CP-OFDM QPSK	1@131	22.39	15.39	0.0346
2	15	30	389000	1865	DFT-s-OFDM PI/2 BPSK	80@40	23.21	16.21	0.0418
2	15	30	389000	1865	DFT-s-OFDM PI/2 BPSK	1@1	23.65	16.65	0.0462
2	15	30	389000	1865	DFT-s-OFDM PI/2 BPSK	1@158	23.87	16.87	0.0486
2	15	30	389000	1865	DFT-s-OFDM QPSK	80@40	23.8	16.8	0.0479
2	15	30	389000	1865	DFT-s-OFDM QPSK	1@1	23.76	16.76	0.0474
2	15	30	389000	1865	DFT-s-OFDM QPSK	1@158	23.79	16.79	0.0478
2	15	30	389000	1865	DFT-s-OFDM 16 QAM	80@40	22.8	15.8	0.0380
2	15	30	389000	1865	DFT-s-OFDM 16 QAM	1@1	22.85	15.85	0.0385
2	15	30	389000	1865	DFT-s-OFDM 16 QAM	1@158	22.98	15.98	0.0396
2	15	30	389000	1865	DFT-s-OFDM 64 QAM	80@40	21.28	14.28	0.0268
2	15	30	389000	1865	DFT-s-OFDM 64 QAM	1@1	21.16	14.16	0.0261

2	15	30	389000	1865	DFT-s-OFDM 64 QAM	1@158	21.25	14.25	0.0266
2	15	30	389000	1865	DFT-s-OFDM 256 QAM	80@40	19.25	12.25	0.0168
2	15	30	389000	1865	DFT-s-OFDM 256 QAM	1@1	19.11	12.11	0.0163
2	15	30	389000	1865	DFT-s-OFDM 256 QAM	1@158	19.27	12.27	0.0169
2	15	30	389000	1865	CP-OFDM QPSK	80@40	22.27	15.27	0.0337
2	15	30	389000	1865	CP-OFDM QPSK	1@1	22.28	15.28	0.0337
2	15	30	389000	1865	CP-OFDM QPSK	1@158	22.31	15.31	0.0340
2	15	30	392000	1880	DFT-s-OFDM PI/2 BPSK	80@40	23.8	16.8	0.0479
2	15	30	392000	1880	DFT-s-OFDM PI/2 BPSK	1@1	23.63	16.63	0.0460
2	15	30	392000	1880	DFT-s-OFDM PI/2 BPSK	1@158	23.69	16.69	0.0467
2	15	30	392000	1880	DFT-s-OFDM QPSK	80@40	23.79	16.79	0.0478
2	15	30	392000	1880	DFT-s-OFDM QPSK	1@1	23.8	16.8	0.0479
2	15	30	392000	1880	DFT-s-OFDM QPSK	1@158	23.65	16.65	0.0462
2	15	30	392000	1880	DFT-s-OFDM 16 QAM	80@40	22.82	15.82	0.0382
2	15	30	392000	1880	DFT-s-OFDM 16 QAM	1@1	22.84	15.84	0.0384
2	15	30	392000	1880	DFT-s-OFDM 16 QAM	1@158	22.85	15.85	0.0385
2	15	30	392000	1880	DFT-s-OFDM 64 QAM	80@40	21.3	14.3	0.0269
2	15	30	392000	1880	DFT-s-OFDM 64 QAM	1@1	21.1	14.1	0.0257
2	15	30	392000	1880	DFT-s-OFDM 64 QAM	1@158	21.1	14.1	0.0257
2	15	30	392000	1880	DFT-s-OFDM 256 QAM	80@40	19.26	12.26	0.0168
2	15	30	392000	1880	DFT-s-OFDM 256 QAM	1@1	19.13	12.13	0.0163
2	15	30	392000	1880	DFT-s-OFDM 256 QAM	1@158	19.12	12.12	0.0163
2	15	30	392000	1880	CP-OFDM QPSK	80@40	22.26	15.26	0.0336
2	15	30	392000	1880	CP-OFDM QPSK	1@1	22.3	15.3	0.0339
2	15	30	392000	1880	CP-OFDM QPSK	1@158	22.18	15.18	0.0330
2	15	30	395000	1895	DFT-s-OFDM PI/2 BPSK	80@40	23.79	16.79	0.0478
2	15	30	395000	1895	DFT-s-OFDM PI/2 BPSK	1@1	23.7	16.7	0.0468
2	15	30	395000	1895	DFT-s-OFDM PI/2 BPSK	1@158	23.68	16.68	0.0466
2	15	30	395000	1895	DFT-s-OFDM QPSK	80@40	23.76	16.76	0.0474
2	15	30	395000	1895	DFT-s-OFDM QPSK	1@1	23.77	16.77	0.0475
2	15	30	395000	1895	DFT-s-OFDM QPSK	1@158	23.81	16.81	0.0480
2	15	30	395000	1895	DFT-s-OFDM 16 QAM	80@40	22.74	15.74	0.0375
2	15	30	395000	1895	DFT-s-OFDM 16 QAM	1@1	22.88	15.88	0.0387
2	15	30	395000	1895	DFT-s-OFDM 16 QAM	1@158	22.89	15.89	0.0388
2	15	30	395000	1895	DFT-s-OFDM 64 QAM	80@40	21.23	14.23	0.0265
2	15	30	395000	1895	DFT-s-OFDM 64 QAM	1@1	21.2	14.2	0.0263

2	15	30	395000	1895	DFT-s-OFDM 64 QAM	1@158	21.19	14.19	0.0262
2	15	30	395000	1895	DFT-s-OFDM 256 QAM	80@40	19.22	12.22	0.0167
2	15	30	395000	1895	DFT-s-OFDM 256 QAM	1@1	19.19	12.19	0.0166
2	15	30	395000	1895	DFT-s-OFDM 256 QAM	1@158	19.18	12.18	0.0165
2	15	30	395000	1895	CP-OFDM QPSK	80@40	22.2	15.2	0.0331
2	15	30	395000	1895	CP-OFDM QPSK	1@1	22.31	15.31	0.0340
2	15	30	395000	1895	CP-OFDM QPSK	1@158	22.2	15.2	0.0331
2	15	40	390000	1870	DFT-s-OFDM PI/2 BPSK	108@54	23.22	16.22	0.0419
2	15	40	390000	1870	DFT-s-OFDM PI/2 BPSK	1@1	23.6	16.6	0.0457
2	15	40	390000	1870	DFT-s-OFDM PI/2 BPSK	1@214	23.69	16.69	0.0467
2	15	40	390000	1870	DFT-s-OFDM QPSK	108@54	23.81	16.81	0.0480
2	15	40	390000	1870	DFT-s-OFDM QPSK	1@1	23.72	16.72	0.0470
2	15	40	390000	1870	DFT-s-OFDM QPSK	1@214	23.61	16.61	0.0458
2	15	40	390000	1870	DFT-s-OFDM 16 QAM	108@54	22.79	15.79	0.0379
2	15	40	390000	1870	DFT-s-OFDM 16 QAM	1@1	22.86	15.86	0.0385
2	15	40	390000	1870	DFT-s-OFDM 16 QAM	1@214	22.81	15.81	0.0381
2	15	40	390000	1870	DFT-s-OFDM 64 QAM	108@54	21.27	14.27	0.0267
2	15	40	390000	1870	DFT-s-OFDM 64 QAM	1@1	21.16	14.16	0.0261
2	15	40	390000	1870	DFT-s-OFDM 64 QAM	1@214	21.13	14.13	0.0259
2	15	40	390000	1870	DFT-s-OFDM 256 QAM	108@54	19.25	12.25	0.0168
2	15	40	390000	1870	DFT-s-OFDM 256 QAM	1@1	19.15	12.15	0.0164
2	15	40	390000	1870	DFT-s-OFDM 256 QAM	1@214	19.13	12.13	0.0163
2	15	40	390000	1870	CP-OFDM QPSK	108@54	22.25	15.25	0.0335
2	15	40	390000	1870	CP-OFDM QPSK	1@1	22.29	15.29	0.0338
2	15	40	390000	1870	CP-OFDM QPSK	1@214	22.09	15.09	0.0323
2	15	40	392000	1880	DFT-s-OFDM PI/2 BPSK	108@54	23.77	16.77	0.0475
2	15	40	392000	1880	DFT-s-OFDM PI/2 BPSK	1@1	23.47	16.47	0.0444
2	15	40	392000	1880	DFT-s-OFDM PI/2 BPSK	1@214	23.78	16.78	0.0476
2	15	40	392000	1880	DFT-s-OFDM QPSK	108@54	23.77	16.77	0.0475
2	15	40	392000	1880	DFT-s-OFDM QPSK	1@1	23.6	16.6	0.0457
2	15	40	392000	1880	DFT-s-OFDM QPSK	1@214	23.67	16.67	0.0465
2	15	40	392000	1880	DFT-s-OFDM 16 QAM	108@54	22.78	15.78	0.0378
2	15	40	392000	1880	DFT-s-OFDM 16 QAM	1@1	22.72	15.72	0.0373

2	15	40	392000	1880	DFT-s-OFDM 16 QAM	1@214	22.85	15.85	0.0385
2	15	40	392000	1880	DFT-s-OFDM 64 QAM	108@54	21.29	14.29	0.0269
2	15	40	392000	1880	DFT-s-OFDM 64 QAM	1@1	20.98	13.98	0.0250
2	15	40	392000	1880	DFT-s-OFDM 64 QAM	1@214	21.16	14.16	0.0261
2	15	40	392000	1880	DFT-s-OFDM 256 QAM	108@54	19.25	12.25	0.0168
2	15	40	392000	1880	DFT-s-OFDM 256 QAM	1@1	19	12	0.0158
2	15	40	392000	1880	DFT-s-OFDM 256 QAM	1@214	19.13	12.13	0.0163
2	15	40	392000	1880	CP-OFDM QPSK	108@54	22.24	15.24	0.0334
2	15	40	392000	1880	CP-OFDM QPSK	1@1	22.18	15.18	0.0330
2	15	40	392000	1880	CP-OFDM QPSK	1@214	22.18	15.18	0.0330
2	15	40	394000	1890	DFT-s-OFDM PI/2 BPSK	108@54	23.72	16.72	0.0470
2	15	40	394000	1890	DFT-s-OFDM PI/2 BPSK	1@1	23.66	16.66	0.0463
2	15	40	394000	1890	DFT-s-OFDM PI/2 BPSK	1@214	23.74	16.74	0.0472
2	15	40	394000	1890	DFT-s-OFDM QPSK	108@54	23.73	16.73	0.0471
2	15	40	394000	1890	DFT-s-OFDM QPSK	1@1	23.68	16.68	0.0466
2	15	40	394000	1890	DFT-s-OFDM QPSK	1@214	23.69	16.69	0.0467
2	15	40	394000	1890	DFT-s-OFDM 16 QAM	108@54	22.73	15.73	0.0374
2	15	40	394000	1890	DFT-s-OFDM 16 QAM	1@1	22.82	15.82	0.0382
2	15	40	394000	1890	DFT-s-OFDM 16 QAM	1@214	22.9	15.9	0.0389
2	15	40	394000	1890	DFT-s-OFDM 64 QAM	108@54	21.2	14.2	0.0263
2	15	40	394000	1890	DFT-s-OFDM 64 QAM	1@1	21.17	14.17	0.0261
2	15	40	394000	1890	DFT-s-OFDM 64 QAM	1@214	21.2	14.2	0.0263
2	15	40	394000	1890	DFT-s-OFDM 256 QAM	108@54	19.2	12.2	0.0166
2	15	40	394000	1890	DFT-s-OFDM 256 QAM	1@1	19.23	12.23	0.0167
2	15	40	394000	1890	DFT-s-OFDM 256 QAM	1@214	19.17	12.17	0.0165
2	15	40	394000	1890	CP-OFDM QPSK	108@54	22.2	15.2	0.0331
2	15	40	394000	1890	CP-OFDM QPSK	1@1	22.34	15.34	0.0342
2	15	40	394000	1890	CP-OFDM QPSK	1@214	22.19	15.19	0.0330

FR1 EN DC_5A-n2A (ANT1+0)_Max EIRP

LTE Band: 5, LTE BW: 10M, LTE ARFCN: Mid

Transmitter Conducted Output Power And EIRP, ($G_T - L_C$)= -4.2dBi

NR Band	SCS (kHz)	Bandwidth (MHz)	Arfcn	Freq (MHz)	Modulation	RB	Conducted Power(dBm)	EIRP (dBm)	EIRP (W)
2	15	5	386500	1852.5	DFT-s-OFDM PI/2 BPSK	12@6	23.88	19.68	0.0929
2	15	5	386500	1852.5	DFT-s-OFDM PI/2 BPSK	1@1	23.84	19.64	0.0920
2	15	5	386500	1852.5	DFT-s-OFDM PI/2 BPSK	1@23	23.74	19.54	0.0899
2	15	5	386500	1852.5	DFT-s-OFDM QPSK	12@6	23.85	19.65	0.0923
2	15	5	386500	1852.5	DFT-s-OFDM QPSK	1@1	23.9	19.7	0.0933
2	15	5	386500	1852.5	DFT-s-OFDM QPSK	1@23	23.84	19.64	0.0920
2	15	5	386500	1852.5	DFT-s-OFDM 16 QAM	12@6	22.96	18.76	0.0752
2	15	5	386500	1852.5	DFT-s-OFDM 16 QAM	1@1	22.57	18.37	0.0687
2	15	5	386500	1852.5	DFT-s-OFDM 16 QAM	1@23	22.44	18.24	0.0667
2	15	5	386500	1852.5	DFT-s-OFDM 64 QAM	12@6	21.4	17.2	0.0525
2	15	5	386500	1852.5	DFT-s-OFDM 64 QAM	1@1	21.52	17.32	0.0540
2	15	5	386500	1852.5	DFT-s-OFDM 64 QAM	1@23	21.4	17.2	0.0525
2	15	5	386500	1852.5	DFT-s-OFDM 256 QAM	12@6	19.28	15.08	0.0322
2	15	5	386500	1852.5	DFT-s-OFDM 256 QAM	1@1	19.31	15.11	0.0324
2	15	5	386500	1852.5	DFT-s-OFDM 256 QAM	1@23	19.22	15.02	0.0318
2	15	5	386500	1852.5	CP-OFDM QPSK	13@6	22.29	18.09	0.0644
2	15	5	386500	1852.5	CP-OFDM QPSK	1@1	22.35	18.15	0.0653
2	15	5	386500	1852.5	CP-OFDM QPSK	1@23	22.23	18.03	0.0635
2	15	5	392000	1880	DFT-s-OFDM PI/2 BPSK	12@6	23.85	19.65	0.0923
2	15	5	392000	1880	DFT-s-OFDM PI/2 BPSK	1@1	23.84	19.64	0.0920
2	15	5	392000	1880	DFT-s-OFDM PI/2 BPSK	1@23	23.77	19.57	0.0906
2	15	5	392000	1880	DFT-s-OFDM QPSK	12@6	23.86	19.66	0.0925
2	15	5	392000	1880	DFT-s-OFDM QPSK	1@1	23.91	19.71	0.0935
2	15	5	392000	1880	DFT-s-OFDM QPSK	1@23	23.86	19.66	0.0925
2	15	5	392000	1880	DFT-s-OFDM 16 QAM	12@6	22.92	18.72	0.0745
2	15	5	392000	1880	DFT-s-OFDM 16 QAM	1@1	22.57	18.37	0.0687
2	15	5	392000	1880	DFT-s-OFDM 16 QAM	1@23	22.44	18.24	0.0667
2	15	5	392000	1880	DFT-s-OFDM 64 QAM	12@6	21.46	17.26	0.0532
2	15	5	392000	1880	DFT-s-OFDM 64 QAM	1@1	21.51	17.31	0.0538
2	15	5	392000	1880	DFT-s-OFDM 64 QAM	1@23	21.41	17.21	0.0526

					QAM				
2	15	5	392000	1880	DFT-s-OFDM 256 QAM	12@6	19.31	15.11	0.0324
2	15	5	392000	1880	DFT-s-OFDM 256 QAM	1@1	19.3	15.1	0.0324
2	15	5	392000	1880	DFT-s-OFDM 256 QAM	1@23	19.26	15.06	0.0321
2	15	5	392000	1880	CP-OFDM QPSK	13@6	22.28	18.08	0.0643
2	15	5	392000	1880	CP-OFDM QPSK	1@1	22.34	18.14	0.0652
2	15	5	392000	1880	CP-OFDM QPSK	1@23	22.27	18.07	0.0641
2	15	5	397500	1907.5	DFT-s-OFDM PI/2 BPSK	12@6	23.59	19.39	0.0869
2	15	5	397500	1907.5	DFT-s-OFDM PI/2 BPSK	1@1	23.71	19.51	0.0893
2	15	5	397500	1907.5	DFT-s-OFDM PI/2 BPSK	1@23	23.46	19.26	0.0843
2	15	5	397500	1907.5	DFT-s-OFDM QPSK	12@6	23.61	19.41	0.0873
2	15	5	397500	1907.5	DFT-s-OFDM QPSK	1@1	23.8	19.6	0.0912
2	15	5	397500	1907.5	DFT-s-OFDM QPSK	1@23	23.59	19.39	0.0869
2	15	5	397500	1907.5	DFT-s-OFDM 16 QAM	12@6	22.71	18.51	0.0710
2	15	5	397500	1907.5	DFT-s-OFDM 16 QAM	1@1	22.39	18.19	0.0659
2	15	5	397500	1907.5	DFT-s-OFDM 16 QAM	1@23	22.2	18	0.0631
2	15	5	397500	1907.5	DFT-s-OFDM 64 QAM	12@6	21.21	17.01	0.0502
2	15	5	397500	1907.5	DFT-s-OFDM 64 QAM	1@1	21.38	17.18	0.0522
2	15	5	397500	1907.5	DFT-s-OFDM 64 QAM	1@23	21.09	16.89	0.0489
2	15	5	397500	1907.5	DFT-s-OFDM 256 QAM	12@6	19.09	14.89	0.0308
2	15	5	397500	1907.5	DFT-s-OFDM 256 QAM	1@1	19.2	15	0.0316
2	15	5	397500	1907.5	DFT-s-OFDM 256 QAM	1@23	18.95	14.75	0.0299
2	15	5	397500	1907.5	CP-OFDM QPSK	13@6	22.08	17.88	0.0614
2	15	5	397500	1907.5	CP-OFDM QPSK	1@1	22.22	18.02	0.0634
2	15	5	397500	1907.5	CP-OFDM QPSK	1@23	21.96	17.76	0.0597
2	15	10	387000	1855	DFT-s-OFDM PI/2 BPSK	25@12	23.85	19.65	0.0923
2	15	10	387000	1855	DFT-s-OFDM PI/2 BPSK	1@1	23.89	19.69	0.0931
2	15	10	387000	1855	DFT-s-OFDM PI/2 BPSK	1@50	23.79	19.59	0.0910
2	15	10	387000	1855	DFT-s-OFDM QPSK	25@12	23.87	19.67	0.0927
2	15	10	387000	1855	DFT-s-OFDM QPSK	1@1	23.9	19.7	0.0933
2	15	10	387000	1855	DFT-s-OFDM QPSK	1@50	23.88	19.68	0.0929
2	15	10	387000	1855	DFT-s-OFDM 16 QAM	25@12	22.95	18.75	0.0750
2	15	10	387000	1855	DFT-s-OFDM 16 QAM	1@1	22.58	18.38	0.0689
2	15	10	387000	1855	DFT-s-OFDM 16 QAM	1@50	22.57	18.37	0.0687
2	15	10	387000	1855	DFT-s-OFDM 64 QAM	25@12	21.21	17.01	0.0502
2	15	10	387000	1855	DFT-s-OFDM 64 QAM	1@1	21.52	17.32	0.0540

2	15	10	387000	1855	DFT-s-OFDM 64 QAM	1@50	21.43	17.23	0.0528
2	15	10	387000	1855	DFT-s-OFDM 256 QAM	25@12	19.3	15.1	0.0324
2	15	10	387000	1855	DFT-s-OFDM 256 QAM	1@1	19.36	15.16	0.0328
2	15	10	387000	1855	DFT-s-OFDM 256 QAM	1@50	19.27	15.07	0.0321
2	15	10	387000	1855	CP-OFDM QPSK	26@13	22.28	18.08	0.0643
2	15	10	387000	1855	CP-OFDM QPSK	1@1	22.35	18.15	0.0653
2	15	10	387000	1855	CP-OFDM QPSK	1@50	22.33	18.13	0.0650
2	15	10	392000	1880	DFT-s-OFDM PI/2 BPSK	25@12	23.91	19.71	0.0935
2	15	10	392000	1880	DFT-s-OFDM PI/2 BPSK	1@1	23.91	19.71	0.0935
2	15	10	392000	1880	DFT-s-OFDM PI/2 BPSK	1@50	23.81	19.61	0.0914
2	15	10	392000	1880	DFT-s-OFDM QPSK	25@12	23.9	19.7	0.0933
2	15	10	392000	1880	DFT-s-OFDM QPSK	1@1	23.89	19.69	0.0931
2	15	10	392000	1880	DFT-s-OFDM QPSK	1@50	23.91	19.71	0.0935
2	15	10	392000	1880	DFT-s-OFDM 16 QAM	25@12	23.02	18.82	0.0762
2	15	10	392000	1880	DFT-s-OFDM 16 QAM	1@1	22.66	18.46	0.0701
2	15	10	392000	1880	DFT-s-OFDM 16 QAM	1@50	22.55	18.35	0.0684
2	15	10	392000	1880	DFT-s-OFDM 64 QAM	25@12	21.34	17.14	0.0518
2	15	10	392000	1880	DFT-s-OFDM 64 QAM	1@1	21.56	17.36	0.0545
2	15	10	392000	1880	DFT-s-OFDM 64 QAM	1@50	21.46	17.26	0.0532
2	15	10	392000	1880	DFT-s-OFDM 256 QAM	25@12	19.37	15.17	0.0329
2	15	10	392000	1880	DFT-s-OFDM 256 QAM	1@1	19.41	15.21	0.0332
2	15	10	392000	1880	DFT-s-OFDM 256 QAM	1@50	19.28	15.08	0.0322
2	15	10	392000	1880	CP-OFDM QPSK	26@13	22.35	18.15	0.0653
2	15	10	392000	1880	CP-OFDM QPSK	1@1	22.39	18.19	0.0659
2	15	10	392000	1880	CP-OFDM QPSK	1@50	22.36	18.16	0.0655
2	15	10	397000	1905	DFT-s-OFDM PI/2 BPSK	25@12	23.73	19.53	0.0897
2	15	10	397000	1905	DFT-s-OFDM PI/2 BPSK	1@1	23.76	19.56	0.0904
2	15	10	397000	1905	DFT-s-OFDM PI/2 BPSK	1@50	23.51	19.31	0.0853
2	15	10	397000	1905	DFT-s-OFDM QPSK	25@12	23.81	19.61	0.0914
2	15	10	397000	1905	DFT-s-OFDM QPSK	1@1	23.8	19.6	0.0912
2	15	10	397000	1905	DFT-s-OFDM QPSK	1@50	23.62	19.42	0.0875
2	15	10	397000	1905	DFT-s-OFDM 16 QAM	25@12	22.85	18.65	0.0733
2	15	10	397000	1905	DFT-s-OFDM 16 QAM	1@1	22.43	18.23	0.0665
2	15	10	397000	1905	DFT-s-OFDM 16 QAM	1@50	22.3	18.1	0.0646
2	15	10	397000	1905	DFT-s-OFDM 64 QAM	25@12	21.18	16.98	0.0499
2	15	10	397000	1905	DFT-s-OFDM 64 QAM	1@1	21.42	17.22	0.0527

2	15	10	397000	1905	DFT-s-OFDM 64 QAM	1@50	21.19	16.99	0.0500
2	15	10	397000	1905	DFT-s-OFDM 256 QAM	25@12	19.24	15.04	0.0319
2	15	10	397000	1905	DFT-s-OFDM 256 QAM	1@1	19.22	15.02	0.0318
2	15	10	397000	1905	DFT-s-OFDM 256 QAM	1@50	19.05	14.85	0.0305
2	15	10	397000	1905	CP-OFDM QPSK	26@13	22.22	18.02	0.0634
2	15	10	397000	1905	CP-OFDM QPSK	1@1	22.22	18.02	0.0634
2	15	10	397000	1905	CP-OFDM QPSK	1@50	22.1	17.9	0.0617
2	15	15	387500	1857.5	DFT-s-OFDM PI/2 BPSK	36@18	23.88	19.68	0.0929
2	15	15	387500	1857.5	DFT-s-OFDM PI/2 BPSK	1@1	23.89	19.69	0.0931
2	15	15	387500	1857.5	DFT-s-OFDM PI/2 BPSK	1@77	23.85	19.65	0.0923
2	15	15	387500	1857.5	DFT-s-OFDM QPSK	36@18	23.89	19.69	0.0931
2	15	15	387500	1857.5	DFT-s-OFDM QPSK	1@1	23.91	19.71	0.0935
2	15	15	387500	1857.5	DFT-s-OFDM QPSK	1@77	23.92	19.72	0.0938
2	15	15	387500	1857.5	DFT-s-OFDM 16 QAM	36@18	22.89	18.69	0.0740
2	15	15	387500	1857.5	DFT-s-OFDM 16 QAM	1@1	22.63	18.43	0.0697
2	15	15	387500	1857.5	DFT-s-OFDM 16 QAM	1@77	22.62	18.42	0.0695
2	15	15	387500	1857.5	DFT-s-OFDM 64 QAM	36@18	21.44	17.24	0.0530
2	15	15	387500	1857.5	DFT-s-OFDM 64 QAM	1@1	21.6	17.4	0.0550
2	15	15	387500	1857.5	DFT-s-OFDM 64 QAM	1@77	21.56	17.36	0.0545
2	15	15	387500	1857.5	DFT-s-OFDM 256 QAM	36@18	19.3	15.1	0.0324
2	15	15	387500	1857.5	DFT-s-OFDM 256 QAM	1@1	19.38	15.18	0.0330
2	15	15	387500	1857.5	DFT-s-OFDM 256 QAM	1@77	19.31	15.11	0.0324
2	15	15	387500	1857.5	CP-OFDM QPSK	39@19	22.36	18.16	0.0655
2	15	15	387500	1857.5	CP-OFDM QPSK	1@1	22.38	18.18	0.0658
2	15	15	387500	1857.5	CP-OFDM QPSK	1@77	22.28	18.08	0.0643
2	15	15	392000	1880	DFT-s-OFDM PI/2 BPSK	36@18	23.87	19.67	0.0927
2	15	15	392000	1880	DFT-s-OFDM PI/2 BPSK	1@1	23.89	19.69	0.0931
2	15	15	392000	1880	DFT-s-OFDM PI/2 BPSK	1@77	23.75	19.55	0.0902
2	15	15	392000	1880	DFT-s-OFDM QPSK	36@18	23.92	19.72	0.0938
2	15	15	392000	1880	DFT-s-OFDM QPSK	1@1	23.91	19.71	0.0935
2	15	15	392000	1880	DFT-s-OFDM QPSK	1@77	23.82	19.62	0.0916
2	15	15	392000	1880	DFT-s-OFDM 16 QAM	36@18	22.93	18.73	0.0746
2	15	15	392000	1880	DFT-s-OFDM 16 QAM	1@1	22.63	18.43	0.0697
2	15	15	392000	1880	DFT-s-OFDM 16 QAM	1@77	22.46	18.26	0.0670
2	15	15	392000	1880	DFT-s-OFDM 64 QAM	36@18	21.44	17.24	0.0530
2	15	15	392000	1880	DFT-s-OFDM 64 QAM	1@1	21.57	17.37	0.0546

2	15	15	392000	1880	DFT-s-OFDM 64 QAM	1@77	21.4	17.2	0.0525
2	15	15	392000	1880	DFT-s-OFDM 256 QAM	36@18	19.33	15.13	0.0326
2	15	15	392000	1880	DFT-s-OFDM 256 QAM	1@1	19.36	15.16	0.0328
2	15	15	392000	1880	DFT-s-OFDM 256 QAM	1@77	19.2	15	0.0316
2	15	15	392000	1880	CP-OFDM QPSK	39@19	22.42	18.22	0.0664
2	15	15	392000	1880	CP-OFDM QPSK	1@1	22.39	18.19	0.0659
2	15	15	392000	1880	CP-OFDM QPSK	1@77	22.17	17.97	0.0627
2	15	15	396500	1902.5	DFT-s-OFDM PI/2 BPSK	36@18	23.77	19.57	0.0906
2	15	15	396500	1902.5	DFT-s-OFDM PI/2 BPSK	1@1	23.63	19.43	0.0877
2	15	15	396500	1902.5	DFT-s-OFDM PI/2 BPSK	1@77	23.53	19.33	0.0857
2	15	15	396500	1902.5	DFT-s-OFDM QPSK	36@18	23.82	19.62	0.0916
2	15	15	396500	1902.5	DFT-s-OFDM QPSK	1@1	23.69	19.49	0.0889
2	15	15	396500	1902.5	DFT-s-OFDM QPSK	1@77	23.52	19.32	0.0855
2	15	15	396500	1902.5	DFT-s-OFDM 16 QAM	36@18	22.81	18.61	0.0726
2	15	15	396500	1902.5	DFT-s-OFDM 16 QAM	1@1	22.41	18.21	0.0662
2	15	15	396500	1902.5	DFT-s-OFDM 16 QAM	1@77	22.3	18.1	0.0646
2	15	15	396500	1902.5	DFT-s-OFDM 64 QAM	36@18	21.33	17.13	0.0516
2	15	15	396500	1902.5	DFT-s-OFDM 64 QAM	1@1	21.34	17.14	0.0518
2	15	15	396500	1902.5	DFT-s-OFDM 64 QAM	1@77	21.18	16.98	0.0499
2	15	15	396500	1902.5	DFT-s-OFDM 256 QAM	36@18	19.25	15.05	0.0320
2	15	15	396500	1902.5	DFT-s-OFDM 256 QAM	1@1	19.14	14.94	0.0312
2	15	15	396500	1902.5	DFT-s-OFDM 256 QAM	1@77	19	14.8	0.0302
2	15	15	396500	1902.5	CP-OFDM QPSK	39@19	22.28	18.08	0.0643
2	15	15	396500	1902.5	CP-OFDM QPSK	1@1	22.18	17.98	0.0628
2	15	15	396500	1902.5	CP-OFDM QPSK	1@77	22	17.8	0.0603
2	15	20	388000	1860	DFT-s-OFDM PI/2 BPSK	50@25	23.88	19.68	0.0929
2	15	20	388000	1860	DFT-s-OFDM PI/2 BPSK	1@1	23.9	19.7	0.0933
2	15	20	388000	1860	DFT-s-OFDM PI/2 BPSK	1@104	23.91	19.71	0.0935
2	15	20	388000	1860	DFT-s-OFDM QPSK	50@25	23.91	19.71	0.0935
2	15	20	388000	1860	DFT-s-OFDM QPSK	1@1	23.92	19.72	0.0938
2	15	20	388000	1860	DFT-s-OFDM QPSK	1@104	23.92	19.72	0.0938
2	15	20	388000	1860	DFT-s-OFDM 16 QAM	50@25	22.91	18.71	0.0743
2	15	20	388000	1860	DFT-s-OFDM 16 QAM	1@1	22.64	18.44	0.0698
2	15	20	388000	1860	DFT-s-OFDM 16 QAM	1@104	22.73	18.53	0.0713
2	15	20	388000	1860	DFT-s-OFDM 64 QAM	50@25	21.41	17.21	0.0526
2	15	20	388000	1860	DFT-s-OFDM 64 QAM	1@1	21.56	17.36	0.0545

2	15	20	388000	1860	DFT-s-OFDM 64 QAM	1@104	21.66	17.46	0.0557
2	15	20	388000	1860	DFT-s-OFDM 256 QAM	50@25	19.28	15.08	0.0322
2	15	20	388000	1860	DFT-s-OFDM 256 QAM	1@1	19.43	15.23	0.0333
2	15	20	388000	1860	DFT-s-OFDM 256 QAM	1@104	19.53	15.33	0.0341
2	15	20	388000	1860	CP-OFDM QPSK	53@26	22.41	18.21	0.0662
2	15	20	388000	1860	CP-OFDM QPSK	1@1	22.43	18.23	0.0665
2	15	20	388000	1860	CP-OFDM QPSK	1@104	22.51	18.31	0.0678
2	15	20	392000	1880	DFT-s-OFDM PI/2 BPSK	50@25	23.89	19.69	0.0931
2	15	20	392000	1880	DFT-s-OFDM PI/2 BPSK	1@1	23.89	19.69	0.0931
2	15	20	392000	1880	DFT-s-OFDM PI/2 BPSK	1@104	23.74	19.54	0.0899
2	15	20	392000	1880	DFT-s-OFDM QPSK	50@25	23.91	19.71	0.0935
2	15	20	392000	1880	DFT-s-OFDM QPSK	1@1	23.9	19.7	0.0933
2	15	20	392000	1880	DFT-s-OFDM QPSK	1@104	23.77	19.57	0.0906
2	15	20	392000	1880	DFT-s-OFDM 16 QAM	50@25	22.89	18.69	0.0740
2	15	20	392000	1880	DFT-s-OFDM 16 QAM	1@1	22.68	18.48	0.0705
2	15	20	392000	1880	DFT-s-OFDM 16 QAM	1@104	22.45	18.25	0.0668
2	15	20	392000	1880	DFT-s-OFDM 64 QAM	50@25	21.4	17.2	0.0525
2	15	20	392000	1880	DFT-s-OFDM 64 QAM	1@1	21.56	17.36	0.0545
2	15	20	392000	1880	DFT-s-OFDM 64 QAM	1@104	21.41	17.21	0.0526
2	15	20	392000	1880	DFT-s-OFDM 256 QAM	50@25	19.28	15.08	0.0322
2	15	20	392000	1880	DFT-s-OFDM 256 QAM	1@1	19.39	15.19	0.0330
2	15	20	392000	1880	DFT-s-OFDM 256 QAM	1@104	19.21	15.01	0.0317
2	15	20	392000	1880	CP-OFDM QPSK	53@26	22.45	18.25	0.0668
2	15	20	392000	1880	CP-OFDM QPSK	1@1	22.45	18.25	0.0668
2	15	20	392000	1880	CP-OFDM QPSK	1@104	22.2	18	0.0631
2	15	20	396000	1900	DFT-s-OFDM PI/2 BPSK	50@25	23.78	19.58	0.0908
2	15	20	396000	1900	DFT-s-OFDM PI/2 BPSK	1@1	23.68	19.48	0.0887
2	15	20	396000	1900	DFT-s-OFDM PI/2 BPSK	1@104	23.52	19.32	0.0855
2	15	20	396000	1900	DFT-s-OFDM QPSK	50@25	23.8	19.6	0.0912
2	15	20	396000	1900	DFT-s-OFDM QPSK	1@1	23.71	19.51	0.0893
2	15	20	396000	1900	DFT-s-OFDM QPSK	1@104	23.66	19.46	0.0883
2	15	20	396000	1900	DFT-s-OFDM 16 QAM	50@25	22.75	18.55	0.0716
2	15	20	396000	1900	DFT-s-OFDM 16 QAM	1@1	22.42	18.22	0.0664
2	15	20	396000	1900	DFT-s-OFDM 16 QAM	1@104	22.31	18.11	0.0647
2	15	20	396000	1900	DFT-s-OFDM 64 QAM	50@25	21.3	17.1	0.0513
2	15	20	396000	1900	DFT-s-OFDM 64 QAM	1@1	21.32	17.12	0.0515

2	15	20	396000	1900	DFT-s-OFDM 64 QAM	1@104	21.23	17.03	0.0505
2	15	20	396000	1900	DFT-s-OFDM 256 QAM	50@25	19.18	14.98	0.0315
2	15	20	396000	1900	DFT-s-OFDM 256 QAM	1@1	19.11	14.91	0.0310
2	15	20	396000	1900	DFT-s-OFDM 256 QAM	1@104	19.02	14.82	0.0303
2	15	20	396000	1900	CP-OFDM QPSK	53@26	22.34	18.14	0.0652
2	15	20	396000	1900	CP-OFDM QPSK	1@1	22.2	18	0.0631
2	15	20	396000	1900	CP-OFDM QPSK	1@104	22.1	17.9	0.0617
2	15	25	388500	1862.5	DFT-s-OFDM PI/2 BPSK	64@32	23.75	19.55	0.0902
2	15	25	388500	1862.5	DFT-s-OFDM PI/2 BPSK	1@1	23.91	19.71	0.0935
2	15	25	388500	1862.5	DFT-s-OFDM PI/2 BPSK	1@131	23.9	19.7	0.0933
2	15	25	388500	1862.5	DFT-s-OFDM QPSK	64@32	23.77	19.57	0.0906
2	15	25	388500	1862.5	DFT-s-OFDM QPSK	1@1	23.9	19.7	0.0933
2	15	25	388500	1862.5	DFT-s-OFDM QPSK	1@131	23.91	19.71	0.0935
2	15	25	388500	1862.5	DFT-s-OFDM 16 QAM	64@32	22.78	18.58	0.0721
2	15	25	388500	1862.5	DFT-s-OFDM 16 QAM	1@1	22.63	18.43	0.0697
2	15	25	388500	1862.5	DFT-s-OFDM 16 QAM	1@131	22.64	18.44	0.0698
2	15	25	388500	1862.5	DFT-s-OFDM 64 QAM	64@32	21.21	17.01	0.0502
2	15	25	388500	1862.5	DFT-s-OFDM 64 QAM	1@1	21.53	17.33	0.0541
2	15	25	388500	1862.5	DFT-s-OFDM 64 QAM	1@131	21.59	17.39	0.0548
2	15	25	388500	1862.5	DFT-s-OFDM 256 QAM	64@32	19.18	14.98	0.0315
2	15	25	388500	1862.5	DFT-s-OFDM 256 QAM	1@1	19.6	15.4	0.0347
2	15	25	388500	1862.5	DFT-s-OFDM 256 QAM	1@131	19.64	15.44	0.0350
2	15	25	388500	1862.5	CP-OFDM QPSK	67@33	22.25	18.05	0.0638
2	15	25	388500	1862.5	CP-OFDM QPSK	1@1	22.29	18.09	0.0644
2	15	25	388500	1862.5	CP-OFDM QPSK	1@131	22.45	18.25	0.0668
2	15	25	392000	1880	DFT-s-OFDM PI/2 BPSK	64@32	23.77	19.57	0.0906
2	15	25	392000	1880	DFT-s-OFDM PI/2 BPSK	1@1	23.83	19.63	0.0918
2	15	25	392000	1880	DFT-s-OFDM PI/2 BPSK	1@131	23.7	19.5	0.0891
2	15	25	392000	1880	DFT-s-OFDM QPSK	64@32	23.81	19.61	0.0914
2	15	25	392000	1880	DFT-s-OFDM QPSK	1@1	23.89	19.69	0.0931
2	15	25	392000	1880	DFT-s-OFDM QPSK	1@131	23.82	19.62	0.0916
2	15	25	392000	1880	DFT-s-OFDM 16 QAM	64@32	22.77	18.57	0.0719
2	15	25	392000	1880	DFT-s-OFDM 16 QAM	1@1	22.56	18.36	0.0685
2	15	25	392000	1880	DFT-s-OFDM 16 QAM	1@131	22.43	18.23	0.0665
2	15	25	392000	1880	DFT-s-OFDM 64 QAM	64@32	21.25	17.05	0.0507
2	15	25	392000	1880	DFT-s-OFDM 64 QAM	1@1	21.52	17.32	0.0540

2	15	25	392000	1880	DFT-s-OFDM 64 QAM	1@131	21.42	17.22	0.0527
2	15	25	392000	1880	DFT-s-OFDM 256 QAM	64@32	19.17	14.97	0.0314
2	15	25	392000	1880	DFT-s-OFDM 256 QAM	1@1	19.51	15.31	0.0340
2	15	25	392000	1880	DFT-s-OFDM 256 QAM	1@131	19.42	15.22	0.0333
2	15	25	392000	1880	CP-OFDM QPSK	67@33	22.26	18.06	0.0640
2	15	25	392000	1880	CP-OFDM QPSK	1@1	22.28	18.08	0.0643
2	15	25	392000	1880	CP-OFDM QPSK	1@131	22.22	18.02	0.0634
2	15	25	395500	1897.5	DFT-s-OFDM PI/2 BPSK	64@32	23.71	19.51	0.0893
2	15	25	395500	1897.5	DFT-s-OFDM PI/2 BPSK	1@1	23.75	19.55	0.0902
2	15	25	395500	1897.5	DFT-s-OFDM PI/2 BPSK	1@131	23.53	19.33	0.0857
2	15	25	395500	1897.5	DFT-s-OFDM QPSK	64@32	23.69	19.49	0.0889
2	15	25	395500	1897.5	DFT-s-OFDM QPSK	1@1	23.88	19.68	0.0929
2	15	25	395500	1897.5	DFT-s-OFDM QPSK	1@131	23.64	19.44	0.0879
2	15	25	395500	1897.5	DFT-s-OFDM 16 QAM	64@32	22.69	18.49	0.0706
2	15	25	395500	1897.5	DFT-s-OFDM 16 QAM	1@1	22.49	18.29	0.0675
2	15	25	395500	1897.5	DFT-s-OFDM 16 QAM	1@131	22.26	18.06	0.0640
2	15	25	395500	1897.5	DFT-s-OFDM 64 QAM	64@32	21.14	16.94	0.0494
2	15	25	395500	1897.5	DFT-s-OFDM 64 QAM	1@1	21.47	17.27	0.0533
2	15	25	395500	1897.5	DFT-s-OFDM 64 QAM	1@131	21.19	16.99	0.0500
2	15	25	395500	1897.5	DFT-s-OFDM 256 QAM	64@32	19.06	14.86	0.0306
2	15	25	395500	1897.5	DFT-s-OFDM 256 QAM	1@1	19.4	15.2	0.0331
2	15	25	395500	1897.5	DFT-s-OFDM 256 QAM	1@131	19.13	14.93	0.0311
2	15	25	395500	1897.5	CP-OFDM QPSK	67@33	22.19	17.99	0.0630
2	15	25	395500	1897.5	CP-OFDM QPSK	1@1	22.26	18.06	0.0640
2	15	25	395500	1897.5	CP-OFDM QPSK	1@131	22.03	17.83	0.0607
2	15	30	389000	1865	DFT-s-OFDM PI/2 BPSK	80@40	23.87	19.67	0.0927
2	15	30	389000	1865	DFT-s-OFDM PI/2 BPSK	1@1	23.89	19.69	0.0931
2	15	30	389000	1865	DFT-s-OFDM PI/2 BPSK	1@158	23.91	19.71	0.0935
2	15	30	389000	1865	DFT-s-OFDM QPSK	80@40	23.92	19.72	0.0938
2	15	30	389000	1865	DFT-s-OFDM QPSK	1@1	23.9	19.7	0.0933
2	15	30	389000	1865	DFT-s-OFDM QPSK	1@158	23.91	19.71	0.0935
2	15	30	389000	1865	DFT-s-OFDM 16 QAM	80@40	22.89	18.69	0.0740
2	15	30	389000	1865	DFT-s-OFDM 16 QAM	1@1	22.65	18.45	0.0700
2	15	30	389000	1865	DFT-s-OFDM 16 QAM	1@158	22.71	18.51	0.0710
2	15	30	389000	1865	DFT-s-OFDM 64 QAM	80@40	21.4	17.2	0.0525
2	15	30	389000	1865	DFT-s-OFDM 64 QAM	1@1	21.53	17.33	0.0541

2	15	30	389000	1865	DFT-s-OFDM 64 QAM	1@158	21.69	17.49	0.0561
2	15	30	389000	1865	DFT-s-OFDM 256 QAM	80@40	19.34	15.14	0.0327
2	15	30	389000	1865	DFT-s-OFDM 256 QAM	1@1	19.42	15.22	0.0333
2	15	30	389000	1865	DFT-s-OFDM 256 QAM	1@158	19.51	15.31	0.0340
2	15	30	389000	1865	CP-OFDM QPSK	80@40	22.38	18.18	0.0658
2	15	30	389000	1865	CP-OFDM QPSK	1@1	22.37	18.17	0.0656
2	15	30	389000	1865	CP-OFDM QPSK	1@158	22.48	18.28	0.0673
2	15	30	392000	1880	DFT-s-OFDM PI/2 BPSK	80@40	23.87	19.67	0.0927
2	15	30	392000	1880	DFT-s-OFDM PI/2 BPSK	1@1	23.74	19.54	0.0899
2	15	30	392000	1880	DFT-s-OFDM PI/2 BPSK	1@158	23.68	19.48	0.0887
2	15	30	392000	1880	DFT-s-OFDM QPSK	80@40	23.88	19.68	0.0929
2	15	30	392000	1880	DFT-s-OFDM QPSK	1@1	23.86	19.66	0.0925
2	15	30	392000	1880	DFT-s-OFDM QPSK	1@158	23.79	19.59	0.0910
2	15	30	392000	1880	DFT-s-OFDM 16 QAM	80@40	22.85	18.65	0.0733
2	15	30	392000	1880	DFT-s-OFDM 16 QAM	1@1	22.52	18.32	0.0679
2	15	30	392000	1880	DFT-s-OFDM 16 QAM	1@158	22.5	18.3	0.0676
2	15	30	392000	1880	DFT-s-OFDM 64 QAM	80@40	21.37	17.17	0.0521
2	15	30	392000	1880	DFT-s-OFDM 64 QAM	1@1	21.51	17.31	0.0538
2	15	30	392000	1880	DFT-s-OFDM 64 QAM	1@158	21.36	17.16	0.0520
2	15	30	392000	1880	DFT-s-OFDM 256 QAM	80@40	19.29	15.09	0.0323
2	15	30	392000	1880	DFT-s-OFDM 256 QAM	1@1	19.28	15.08	0.0322
2	15	30	392000	1880	DFT-s-OFDM 256 QAM	1@158	19.24	15.04	0.0319
2	15	30	392000	1880	CP-OFDM QPSK	80@40	22.34	18.14	0.0652
2	15	30	392000	1880	CP-OFDM QPSK	1@1	22.3	18.1	0.0646
2	15	30	392000	1880	CP-OFDM QPSK	1@158	22.2	18	0.0631
2	15	30	395000	1895	DFT-s-OFDM PI/2 BPSK	80@40	23.71	19.51	0.0893
2	15	30	395000	1895	DFT-s-OFDM PI/2 BPSK	1@1	23.86	19.66	0.0925
2	15	30	395000	1895	DFT-s-OFDM PI/2 BPSK	1@158	23.55	19.35	0.0861
2	15	30	395000	1895	DFT-s-OFDM QPSK	80@40	23.78	19.58	0.0908
2	15	30	395000	1895	DFT-s-OFDM QPSK	1@1	23.91	19.71	0.0935
2	15	30	395000	1895	DFT-s-OFDM QPSK	1@158	23.63	19.43	0.0877
2	15	30	395000	1895	DFT-s-OFDM 16 QAM	80@40	22.72	18.52	0.0711
2	15	30	395000	1895	DFT-s-OFDM 16 QAM	1@1	22.6	18.4	0.0692
2	15	30	395000	1895	DFT-s-OFDM 16 QAM	1@158	22.3	18.1	0.0646
2	15	30	395000	1895	DFT-s-OFDM 64 QAM	80@40	21.22	17.02	0.0504
2	15	30	395000	1895	DFT-s-OFDM 64 QAM	1@1	21.56	17.36	0.0545

2	15	30	395000	1895	DFT-s-OFDM 64 QAM	1@158	21.26	17.06	0.0508
2	15	30	395000	1895	DFT-s-OFDM 256 QAM	80@40	19.17	14.97	0.0314
2	15	30	395000	1895	DFT-s-OFDM 256 QAM	1@1	19.36	15.16	0.0328
2	15	30	395000	1895	DFT-s-OFDM 256 QAM	1@158	19.09	14.89	0.0308
2	15	30	395000	1895	CP-OFDM QPSK	80@40	22.22	18.02	0.0634
2	15	30	395000	1895	CP-OFDM QPSK	1@1	22.36	18.16	0.0655
2	15	30	395000	1895	CP-OFDM QPSK	1@158	22.1	17.9	0.0617
2	15	40	390000	1870	DFT-s-OFDM PI/2 BPSK	108@54	23.91	19.71	0.0935
2	15	40	390000	1870	DFT-s-OFDM PI/2 BPSK	1@1	23.86	19.66	0.0925
2	15	40	390000	1870	DFT-s-OFDM PI/2 BPSK	1@214	23.75	19.55	0.0902
2	15	40	390000	1870	DFT-s-OFDM QPSK	108@54	23.91	19.71	0.0935
2	15	40	390000	1870	DFT-s-OFDM QPSK	1@1	23.9	19.7	0.0933
2	15	40	390000	1870	DFT-s-OFDM QPSK	1@214	23.87	19.67	0.0927
2	15	40	390000	1870	DFT-s-OFDM 16 QAM	108@54	22.95	18.75	0.0750
2	15	40	390000	1870	DFT-s-OFDM 16 QAM	1@1	22.54	18.34	0.0682
2	15	40	390000	1870	DFT-s-OFDM 16 QAM	1@214	22.5	18.3	0.0676
2	15	40	390000	1870	DFT-s-OFDM 64 QAM	108@54	21.37	17.17	0.0521
2	15	40	390000	1870	DFT-s-OFDM 64 QAM	1@1	21.55	17.35	0.0543
2	15	40	390000	1870	DFT-s-OFDM 64 QAM	1@214	21.47	17.27	0.0533
2	15	40	390000	1870	DFT-s-OFDM 256 QAM	108@54	19.36	15.16	0.0328
2	15	40	390000	1870	DFT-s-OFDM 256 QAM	1@1	19.42	15.22	0.0333
2	15	40	390000	1870	DFT-s-OFDM 256 QAM	1@214	19.35	15.15	0.0327
2	15	40	390000	1870	CP-OFDM QPSK	108@54	22.42	18.22	0.0664
2	15	40	390000	1870	CP-OFDM QPSK	1@1	22.38	18.18	0.0658
2	15	40	390000	1870	CP-OFDM QPSK	1@214	22.28	18.08	0.0643
2	15	40	392000	1880	DFT-s-OFDM PI/2 BPSK	108@54	23.87	19.67	0.0927
2	15	40	392000	1880	DFT-s-OFDM PI/2 BPSK	1@1	23.63	19.43	0.0877
2	15	40	392000	1880	DFT-s-OFDM PI/2 BPSK	1@214	23.71	19.51	0.0893
2	15	40	392000	1880	DFT-s-OFDM QPSK	108@54	23.87	19.67	0.0927
2	15	40	392000	1880	DFT-s-OFDM QPSK	1@1	23.7	19.5	0.0891
2	15	40	392000	1880	DFT-s-OFDM QPSK	1@214	23.78	19.58	0.0908
2	15	40	392000	1880	DFT-s-OFDM 16 QAM	108@54	22.89	18.69	0.0740
2	15	40	392000	1880	DFT-s-OFDM 16 QAM	1@1	22.4	18.2	0.0661
2	15	40	392000	1880	DFT-s-OFDM 16 QAM	1@214	22.44	18.24	0.0667
2	15	40	392000	1880	DFT-s-OFDM 64 QAM	108@54	21.3	17.1	0.0513
2	15	40	392000	1880	DFT-s-OFDM 64 QAM	1@1	21.39	17.19	0.0524

2	15	40	392000	1880	DFT-s-OFDM 64 QAM	1@214	21.41	17.21	0.0526
2	15	40	392000	1880	DFT-s-OFDM 256 QAM	108@54	19.29	15.09	0.0323
2	15	40	392000	1880	DFT-s-OFDM 256 QAM	1@1	19.21	15.01	0.0317
2	15	40	392000	1880	DFT-s-OFDM 256 QAM	1@214	19.28	15.08	0.0322
2	15	40	392000	1880	CP-OFDM QPSK	108@54	22.33	18.13	0.0650
2	15	40	392000	1880	CP-OFDM QPSK	1@1	22.21	18.01	0.0632
2	15	40	392000	1880	CP-OFDM QPSK	1@214	22.23	18.03	0.0635
2	15	40	394000	1890	DFT-s-OFDM PI/2 BPSK	108@54	23.73	19.53	0.0897
2	15	40	394000	1890	DFT-s-OFDM PI/2 BPSK	1@1	23.77	19.57	0.0906
2	15	40	394000	1890	DFT-s-OFDM PI/2 BPSK	1@214	23.53	19.33	0.0857
2	15	40	394000	1890	DFT-s-OFDM QPSK	108@54	23.76	19.56	0.0904
2	15	40	394000	1890	DFT-s-OFDM QPSK	1@1	23.84	19.64	0.0920
2	15	40	394000	1890	DFT-s-OFDM QPSK	1@214	23.61	19.41	0.0873
2	15	40	394000	1890	DFT-s-OFDM 16 QAM	108@54	22.76	18.56	0.0718
2	15	40	394000	1890	DFT-s-OFDM 16 QAM	1@1	22.52	18.32	0.0679
2	15	40	394000	1890	DFT-s-OFDM 16 QAM	1@214	22.28	18.08	0.0643
2	15	40	394000	1890	DFT-s-OFDM 64 QAM	108@54	21.21	17.01	0.0502
2	15	40	394000	1890	DFT-s-OFDM 64 QAM	1@1	21.45	17.25	0.0531
2	15	40	394000	1890	DFT-s-OFDM 64 QAM	1@214	21.28	17.08	0.0511
2	15	40	394000	1890	DFT-s-OFDM 256 QAM	108@54	19.19	14.99	0.0316
2	15	40	394000	1890	DFT-s-OFDM 256 QAM	1@1	19.33	15.13	0.0326
2	15	40	394000	1890	DFT-s-OFDM 256 QAM	1@214	19.1	14.9	0.0309
2	15	40	394000	1890	CP-OFDM QPSK	108@54	22.23	18.03	0.0635
2	15	40	394000	1890	CP-OFDM QPSK	1@1	22.32	18.12	0.0649
2	15	40	394000	1890	CP-OFDM QPSK	1@214	22.09	17.89	0.0615

Frequency Stability

NR Band	SCS (kHz)	Bandwidth (MHz)	Arfcn	Freq (MHz)	Modulation	RB	Deviation (ppm)	Verdict	Environment
2	15	20	392000	1880.0	DFT-s-OFDM QPSK	100@0	0.00128	PASS	NV
2	15	20	392000	1880.0	DFT-s-OFDM QPSK	100@0	0.00477	PASS	LV
2	15	20	392000	1880.0	DFT-s-OFDM QPSK	100@0	0.00294	PASS	HV
2	15	20	392000	1880.0	DFT-s-OFDM QPSK	100@0	0.00112	PASS	-30°C
2	15	20	392000	1880.0	DFT-s-OFDM QPSK	100@0	0.00403	PASS	-20°C
2	15	20	392000	1880.0	DFT-s-OFDM QPSK	100@0	0.00324	PASS	-10°C
2	15	20	392000	1880.0	DFT-s-OFDM QPSK	100@0	0.00382	PASS	0°C
2	15	20	392000	1880.0	DFT-s-OFDM QPSK	100@0	0.00128	PASS	10°C
2	15	20	392000	1880.0	DFT-s-OFDM QPSK	100@0	0.00414	PASS	20°C
2	15	20	392000	1880.0	DFT-s-OFDM QPSK	100@0	0.00624	PASS	30°C
2	15	20	392000	1880.0	DFT-s-OFDM QPSK	100@0	0.00696	PASS	40°C
2	15	20	392000	1880.0	DFT-s-OFDM QPSK	100@0	0.00261	PASS	50°C

Peak to Average Ratio

NR Band	SCS (kHz)	Bandwidth (MHz)	Arfcn	Freq (MHz)	Modulation	RB	Result (dB)	Limit (dB)	Verdict
2	15	20	388000	1860.0	DFT-s-OFDM PI/2 BPSK	100@0	4.38	13	PASS
2	15	20	388000	1860.0	DFT-s-OFDM PI/2 BPSK	1@0	4.17	13	PASS
2	15	20	388000	1860.0	DFT-s-OFDM QPSK	100@0	5.67	13	PASS
2	15	20	388000	1860.0	DFT-s-OFDM QPSK	1@0	4.91	13	PASS
2	15	20	392000	1880.0	DFT-s-OFDM PI/2 BPSK	100@0	4.5	13	PASS
2	15	20	392000	1880.0	DFT-s-OFDM PI/2 BPSK	1@0	4.13	13	PASS
2	15	20	392000	1880.0	DFT-s-OFDM QPSK	100@0	5.7	13	PASS
2	15	20	392000	1880.0	DFT-s-OFDM QPSK	1@0	4.87	13	PASS
2	15	20	396000	1900.0	DFT-s-OFDM PI/2 BPSK	100@0	4.48	13	PASS
2	15	20	396000	1900.0	DFT-s-OFDM PI/2 BPSK	1@0	4.14	13	PASS
2	15	20	396000	1900.0	DFT-s-OFDM QPSK	100@0	5.68	13	PASS
2	15	20	396000	1900.0	DFT-s-OFDM QPSK	1@0	4.81	13	PASS

N2(20M)_DFT-s-OFDM_PI_2-BPSK_Outer_Full_Low_CH



N2(20M)_DFT-s-OFDM_PI_2-BPSK_Edge_1RB_Left_Low_CH



N2(20M)_DFT-s-OFDM_QPSK_Outer_Full_Low_CH



N2(20M)_DFT-s-OFDM_QPSK_Edge_1RB_Left_Low_CH



N2(20M)_DFT-s-OFDM_PI_2-BPSK_Outer_Full_Mid_CH



N2(20M)_DFT-s-OFDM_PI_2-BPSK_Edge_1RB_Left_Mid_CH



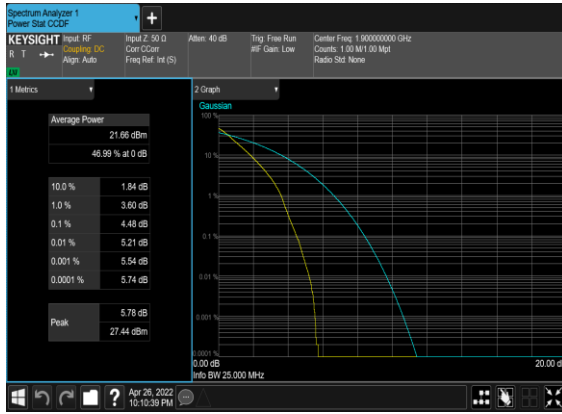
N2(20M)_DFT-s-OFDM_QPSK_Outer_Full_Mid_CH



N2(20M)_DFT-s-OFDM_QPSK_Edge_1RB_Left_Mid_CH



N2(20M)_DFT-s-OFDM_PI_2-BPSK_Outer_Full_High_CH



N2(20M)_DFT-s-OFDM_PI_2-BPSK_Edge_1RB_Left_High_CH



N2(20M)_DFT-s-OFDM_QPSK_Outer_Full_High_CH



N2(20M)_DFT-s-OFDM_QPSK_Edge_1RB_Left_High_CH

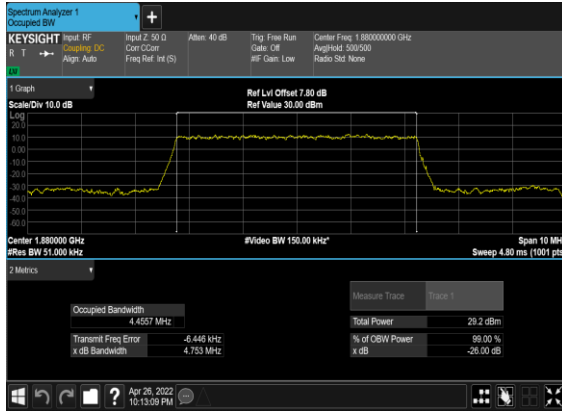


Occupied Bandwidth

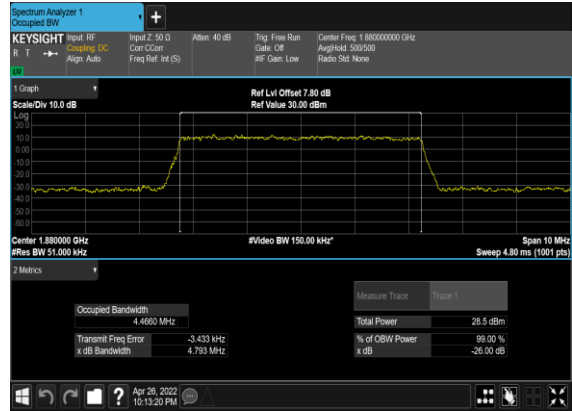
NR Band	SCS (kHz)	Bandwidth (MHz)	Arfcn	Freq (MHz)	Modulation	RB	OBW (MHz)	26dB OBW (MHz)
2	15	5	392000	1880.0	DFT-s-OFDM PI/2 BPSK	25@0	4.4557	4.753
2	15	5	392000	1880.0	DFT-s-OFDM QPSK	25@0	4.466	4.793
2	15	5	392000	1880.0	CP-OFDM QPSK	25@0	4.4584	4.792
2	15	5	392000	1880.0	CP-OFDM 16 QAM	25@0	4.4614	4.786
2	15	5	392000	1880.0	CP-OFDM 64 QAM	25@0	4.4576	4.799
2	15	5	392000	1880.0	CP-OFDM 256 QAM	25@0	4.458	4.766
2	15	10	392000	1880.0	DFT-s-OFDM PI/2 BPSK	50@0	8.9147	9.356
2	15	10	392000	1880.0	DFT-s-OFDM QPSK	50@0	8.9051	9.359
2	15	10	392000	1880.0	CP-OFDM QPSK	52@0	9.2704	9.73
2	15	10	392000	1880.0	CP-OFDM 16 QAM	52@0	9.3043	9.745
2	15	10	392000	1880.0	CP-OFDM 64 QAM	52@0	9.2696	9.755
2	15	10	392000	1880.0	CP-OFDM 256 QAM	52@0	9.2786	9.738
2	15	15	392000	1880.0	DFT-s-OFDM PI/2 BPSK	75@0	13.369	13.99
2	15	15	392000	1880.0	DFT-s-OFDM QPSK	75@0	13.38	13.99
2	15	15	392000	1880.0	CP-OFDM QPSK	79@0	14.075	14.72
2	15	15	392000	1880.0	CP-OFDM 16 QAM	79@0	14.094	14.69
2	15	15	392000	1880.0	CP-OFDM 64 QAM	79@0	14.078	14.71
2	15	15	392000	1880.0	CP-OFDM 256 QAM	79@0	14.102	14.75
2	15	20	392000	1880.0	DFT-s-OFDM PI/2 BPSK	100@0	17.852	18.61
2	15	20	392000	1880.0	DFT-s-OFDM QPSK	100@0	17.842	18.61
2	15	20	392000	1880.0	CP-OFDM QPSK	106@0	18.89	19.74
2	15	20	392000	1880.0	CP-OFDM 16 QAM	106@0	18.918	19.7
2	15	20	392000	1880.0	CP-OFDM 64 QAM	106@0	18.906	19.73
2	15	20	392000	1880.0	CP-OFDM 256 QAM	106@0	18.892	19.68

2	15	25	392000	1880.0	DFT-s-OFDM PI/2 BPSK	128@0	22.835	23.75
2	15	25	392000	1880.0	DFT-s-OFDM QPSK	128@0	22.82	23.73
2	15	25	392000	1880.0	CP-OFDM QPSK	133@0	23.753	24.56
2	15	25	392000	1880.0	CP-OFDM 16 QAM	133@0	23.766	24.62
2	15	25	392000	1880.0	CP-OFDM 64 QAM	133@0	23.722	24.57
2	15	25	392000	1880.0	CP-OFDM 256 QAM	133@0	23.724	24.63
2	15	30	392000	1880.0	DFT-s-OFDM PI/2 BPSK	160@0	28.594	29.59
2	15	30	392000	1880.0	DFT-s-OFDM QPSK	160@0	28.599	29.62
2	15	30	392000	1880.0	CP-OFDM QPSK	160@0	28.505	29.72
2	15	30	392000	1880.0	CP-OFDM 16 QAM	160@0	28.497	29.68
2	15	30	392000	1880.0	CP-OFDM 64 QAM	160@0	28.607	29.57
2	15	30	392000	1880.0	CP-OFDM 256 QAM	160@0	28.539	29.71
2	15	40	392000	1880.0	DFT-s-OFDM PI/2 BPSK	216@0	38.608	39.91
2	15	40	392000	1880.0	DFT-s-OFDM QPSK	216@0	38.502	39.96
2	15	40	392000	1880.0	CP-OFDM QPSK	216@0	38.544	39.89
2	15	40	392000	1880.0	CP-OFDM 16 QAM	216@0	38.525	39.93
2	15	40	392000	1880.0	CP-OFDM 64 QAM	216@0	38.589	39.98
2	15	40	392000	1880.0	CP-OFDM 256 QAM	216@0	38.546	39.94

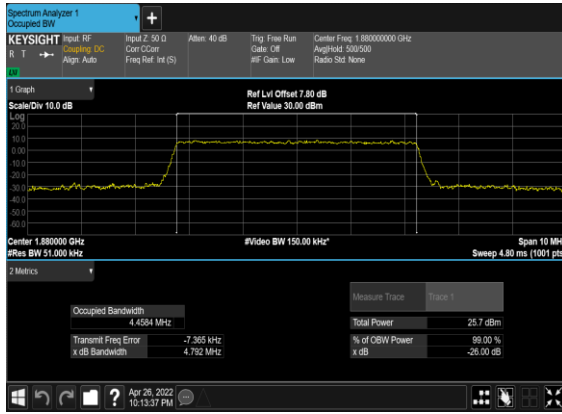
N2(5M)_DFT-s-OFDM_PI_2-BPSK_Outer_Full_Mid_CH



N2(5M)_DFT-s-OFDM_QPSK_Outer_Full_Mid_CH



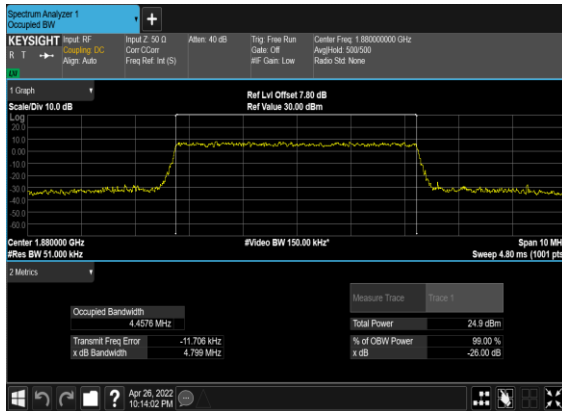
N2(5M)_CP-OFDM_QPSK_Outer_Full_Mid_CH



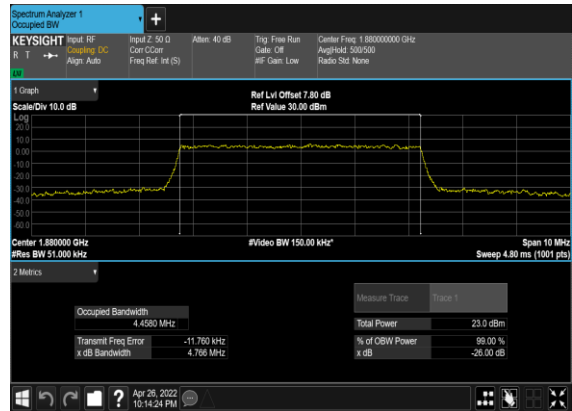
N2(5M)_CP-OFDM_16QAM_Outer_Full_Mid_CH



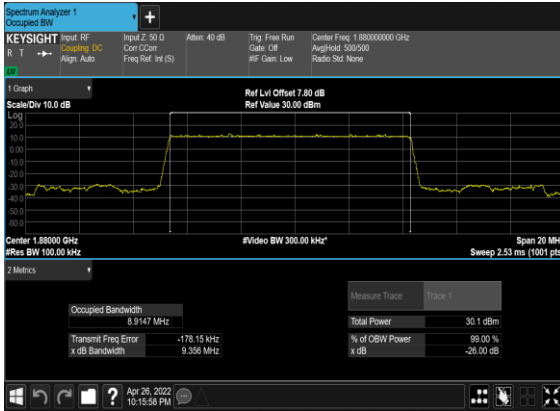
N2(5M)_CP-OFDM_64QAM_Outer_Full_Mid_CH



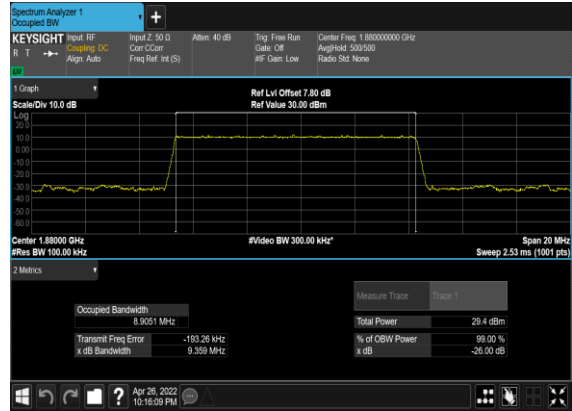
N2(5M)_CP-OFDM_256QAM_Outer_Full_Mid_CH



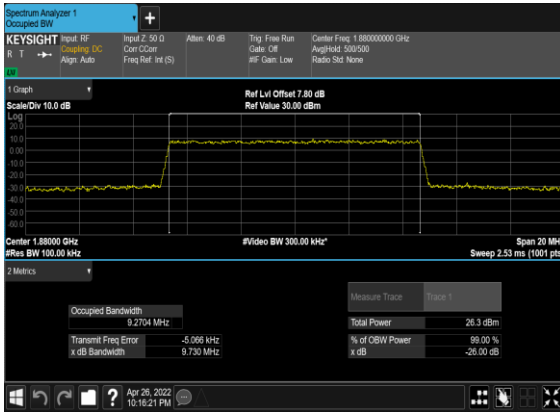
N2(10M)_DFT-s-OFDM_PI_2- BPSK_Outer_Full_Mid_CH



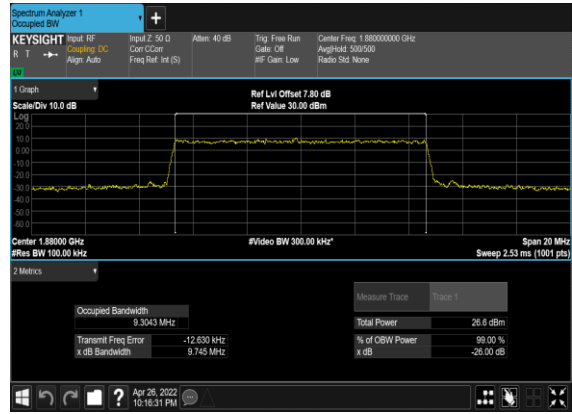
N2(10M)_DFT-s- OFDM_QPSK_Outer_Full_Mid_CH



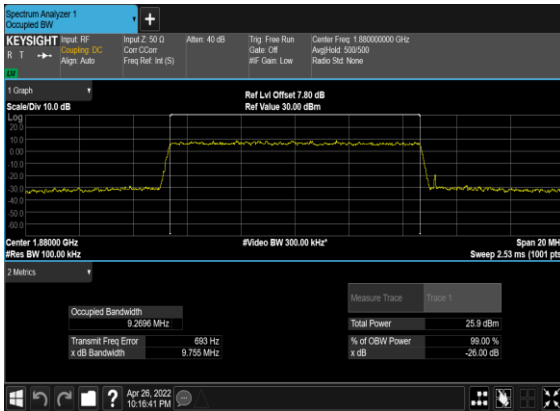
N2(10M)_CP- OFDM_QPSK_Outer_Full_Mid_CH



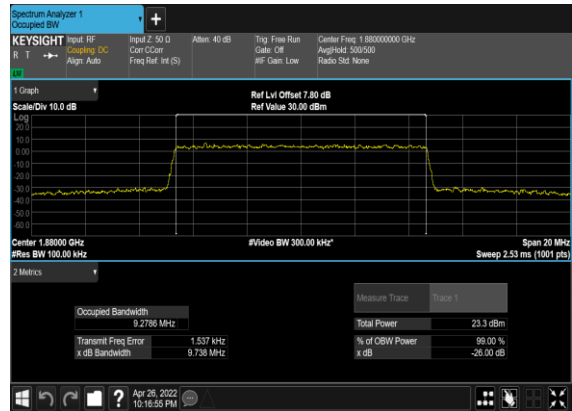
N2(10M)_CP-OFDM_16 QAM_Outer_Full_Mid_CH



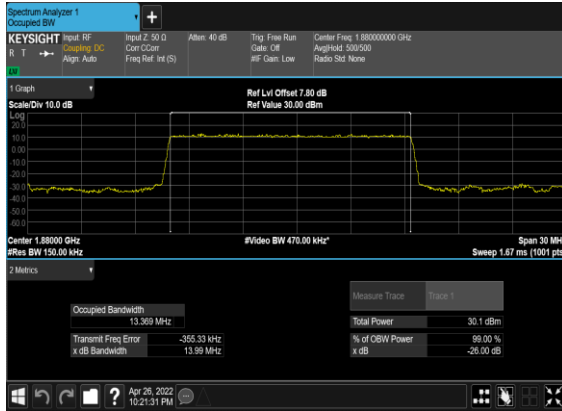
N2(10M)_CP-OFDM_64 QAM_Outer_Full_Mid_CH



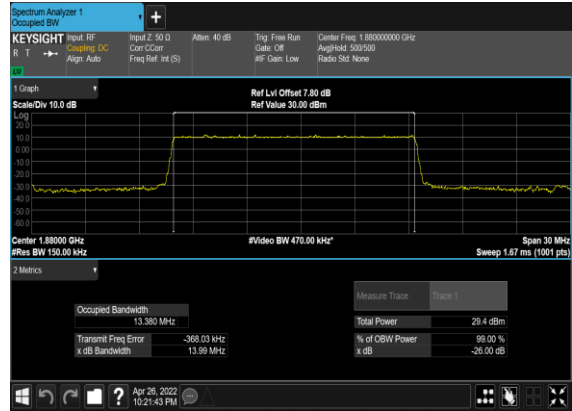
N2(10M)_CP-OFDM_256 QAM_Outer_Full_Mid_CH



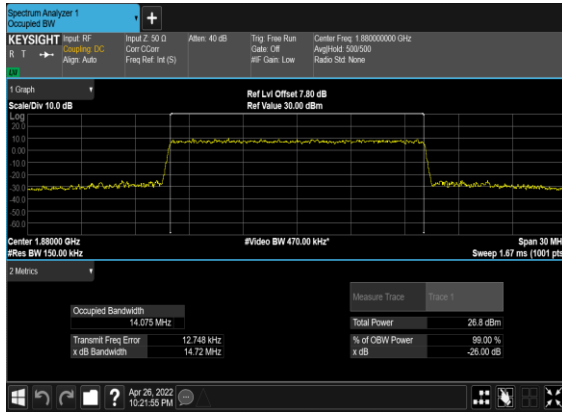
N2(15M)_DFT-s-OFDM_PI_2- BPSK_Outer_Full_Mid_CH



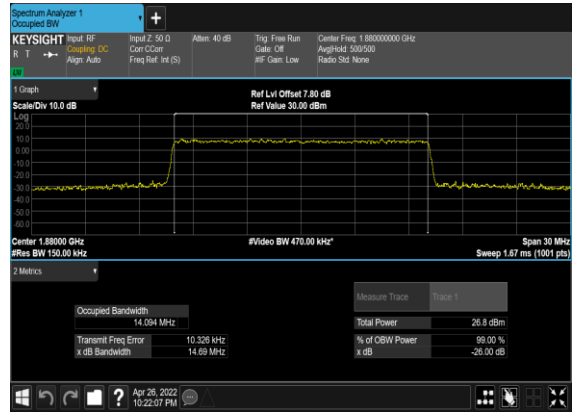
N2(15M)_DFT-s- OFDM_QPSK_Outer_Full_Mid_CH



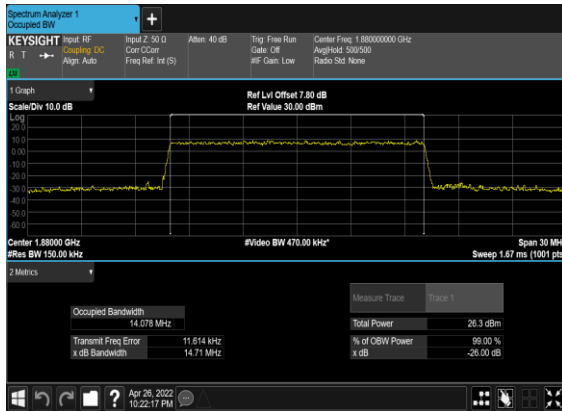
N2(15M)_CP- OFDM_QPSK_Outer_Full_Mid_CH



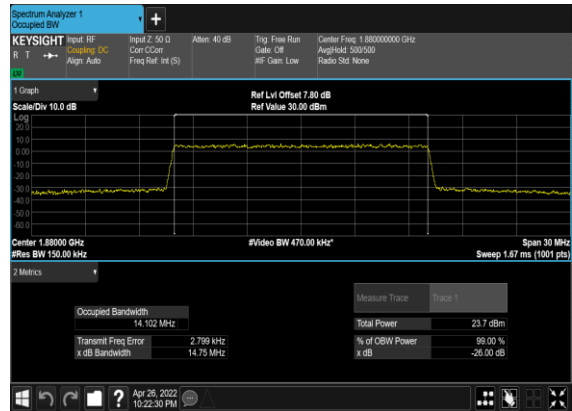
N2(15M)_CP-OFDM_16 QAM_Outer_Full_Mid_CH



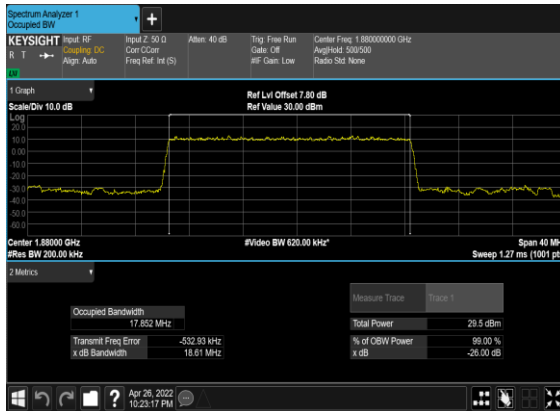
N2(15M)_CP-OFDM_64 QAM_Outer_Full_Mid_CH



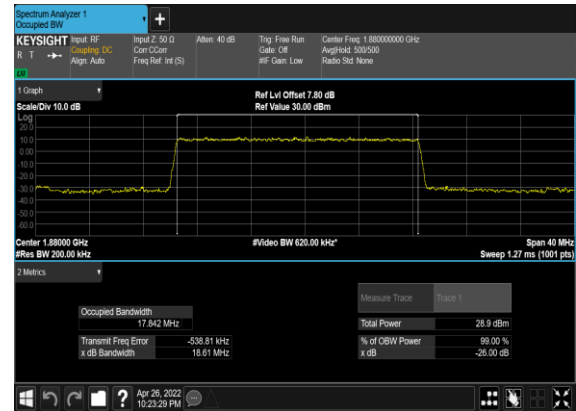
N2(15M)_CP-OFDM_256 QAM_Outer_Full_Mid_CH



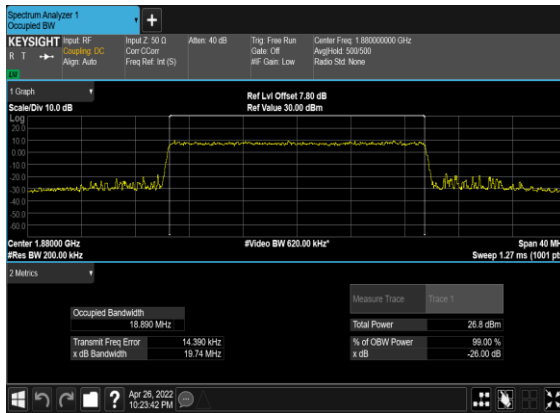
N2(20M)_DFT-s-OFDM_PI_2- BPSK_Outer_Full_Mid_CH



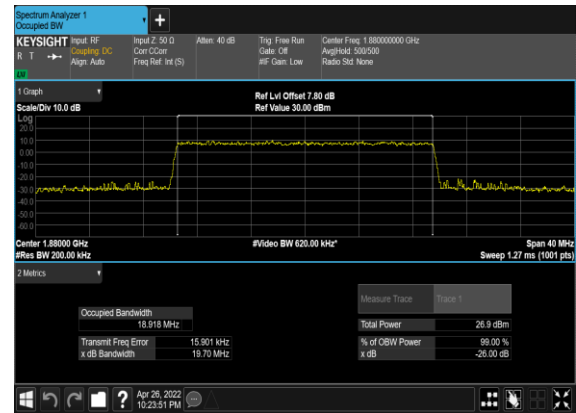
N2(20M)_DFT-s- OFDM_QPSK_Outer_Full_Mid_CH



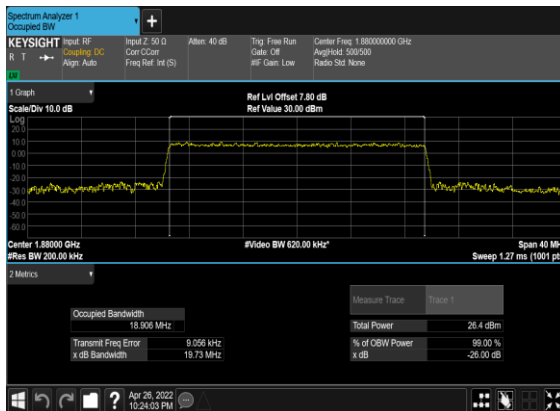
N2(20M)_CP- OFDM_QPSK_Outer_Full_Mid_CH



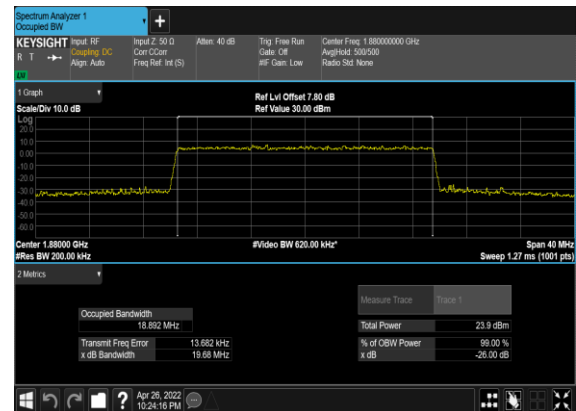
N2(20M)_CP-OFDM_16 QAM_Outer_Full_Mid_CH



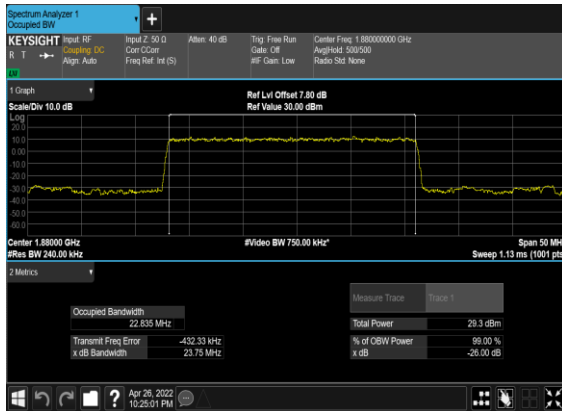
N2(20M)_CP-OFDM_64 QAM_Outer_Full_Mid_CH



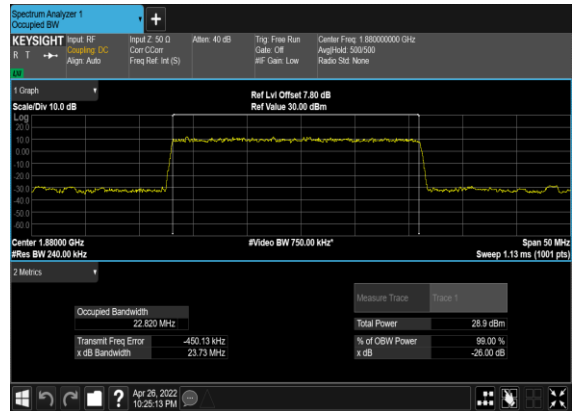
N2(20M)_CP-OFDM_256 QAM_Outer_Full_Mid_CH



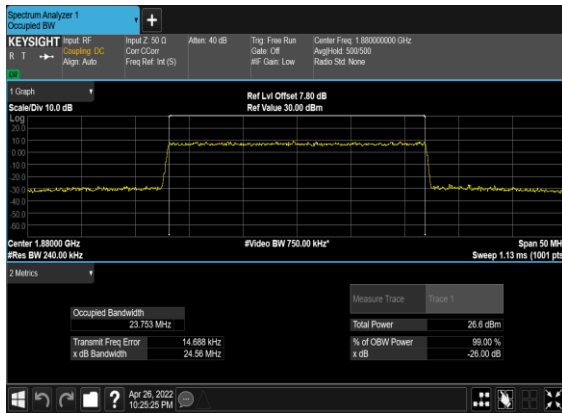
N2(25M)_DFT-s-OFDM_PI_2- BPSK_Outer_Full_Mid_CH



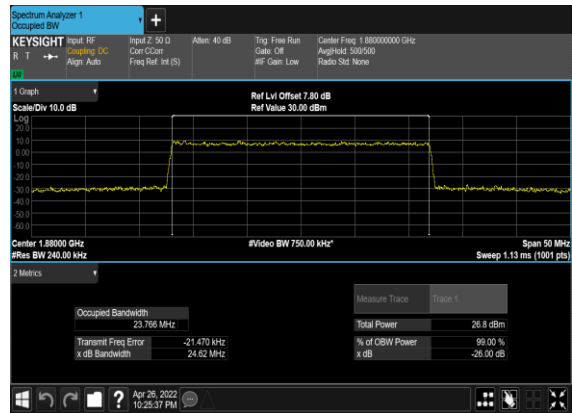
N2(25M)_DFT-s- OFDM_QPSK_Outer_Full_Mid_CH



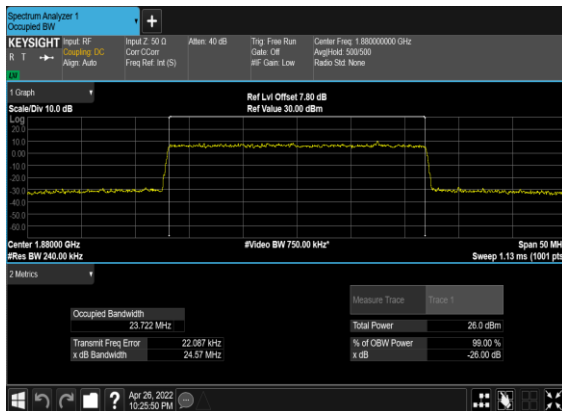
N2(25M)_CP- OFDM_QPSK_Outer_Full_Mid_CH



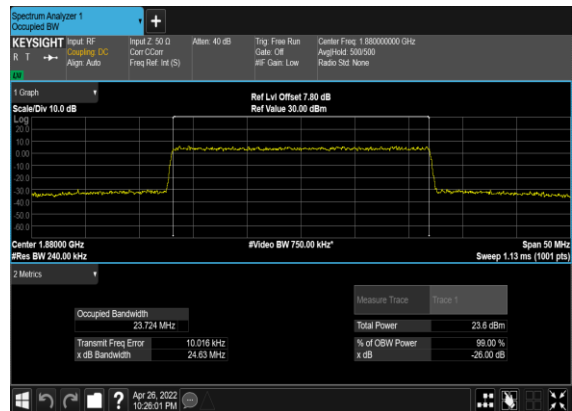
N2(25M)_CP-OFDM_16 QAM_Outer_Full_Mid_CH



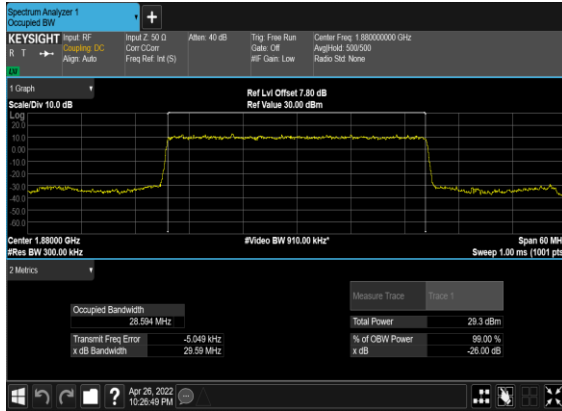
N2(25M)_CP-OFDM_64 QAM_Outer_Full_Mid_CH



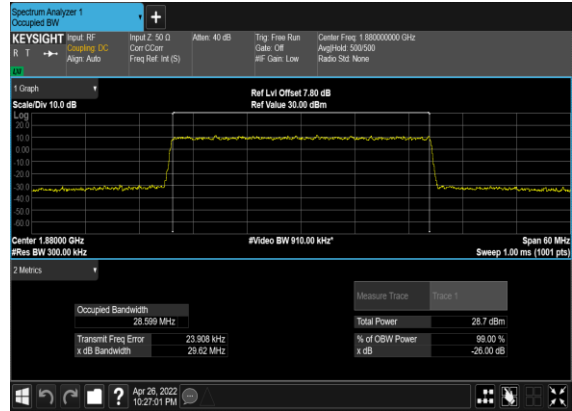
N2(25M)_CP-OFDM_256 QAM_Outer_Full_Mid_CH



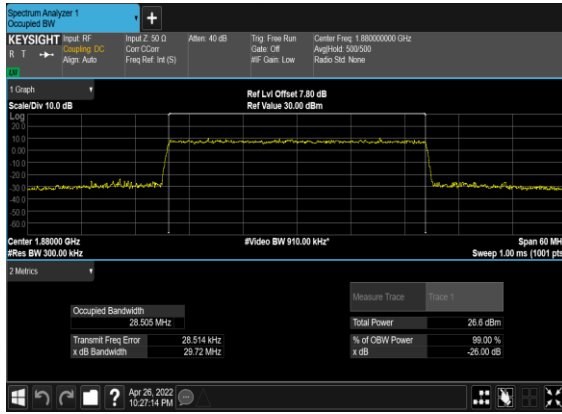
N2(30M)_DFT-s-OFDM_PI_2-BPSK_Outer_Full_Mid_CH



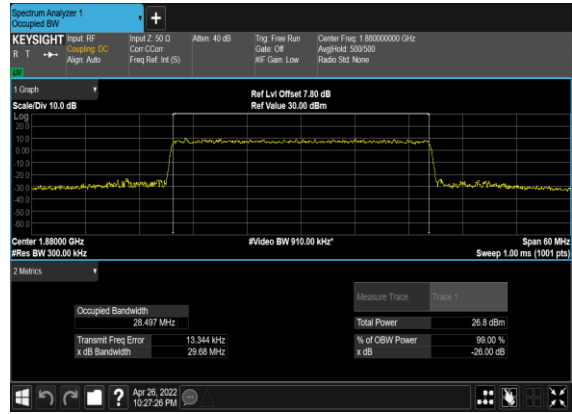
N2(30M)_DFT-s-OFDM_QPSK_Outer_Full_Mid_CH



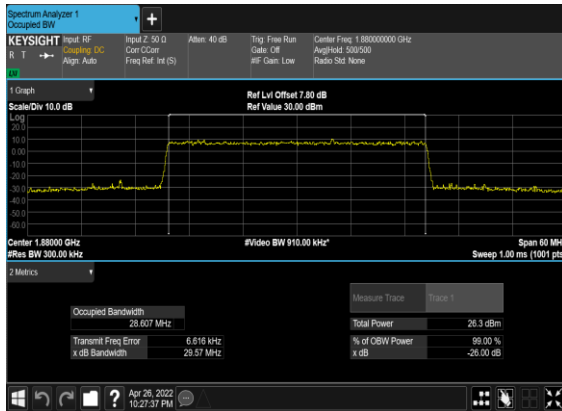
N2(30M)_CP-OFDM_QPSK_Outer_Full_Mid_CH



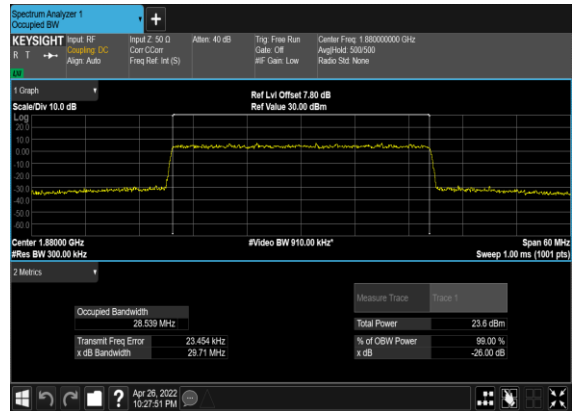
N2(30M)_CP-OFDM_16QAM_Outer_Full_Mid_CH



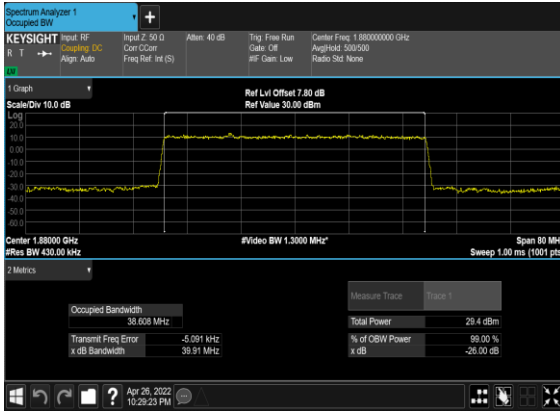
N2(30M)_CP-OFDM_64QAM_Outer_Full_Mid_CH



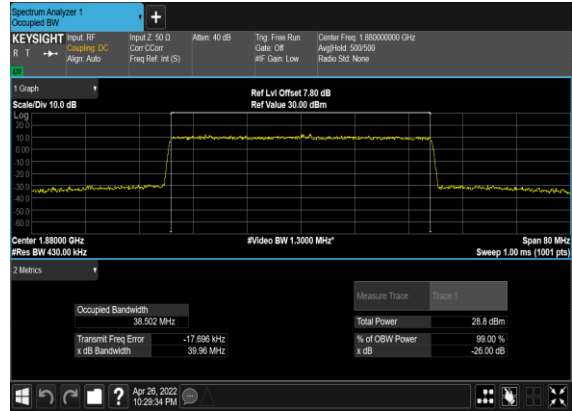
N2(30M)_CP-OFDM_256QAM_Outer_Full_Mid_CH



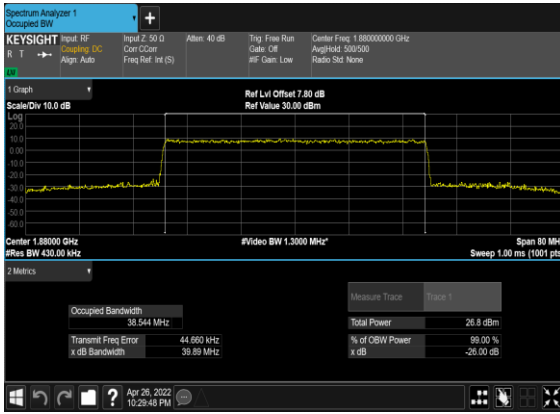
N2(40M)_DFT-s-OFDM_PI_2- BPSK_Outer_Full_Mid_CH



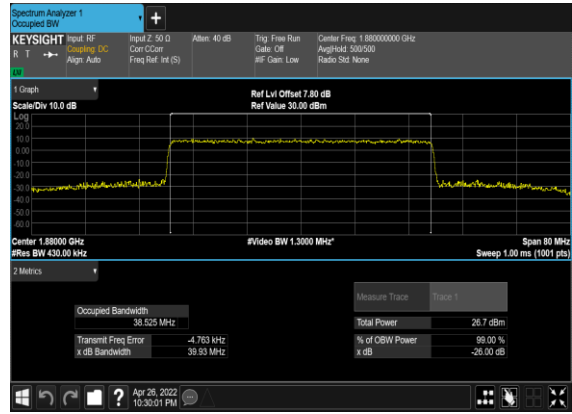
N2(40M)_DFT-s- OFDM_QPSK_Outer_Full_Mid_CH



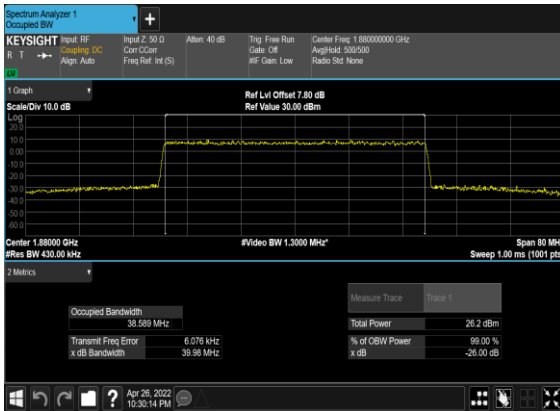
N2(40M)_CP- OFDM_QPSK_Outer_Full_Mid_CH



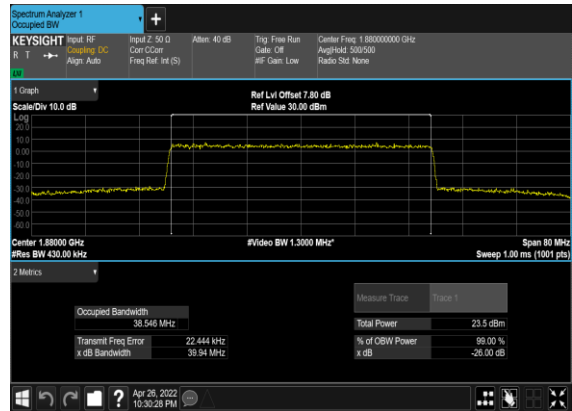
N2(40M)_CP-OFDM_16 QAM_Outer_Full_Mid_CH



N2(40M)_CP-OFDM_64 QAM_Outer_Full_Mid_CH



N2(40M)_CP-OFDM_256 QAM_Outer_Full_Mid_CH

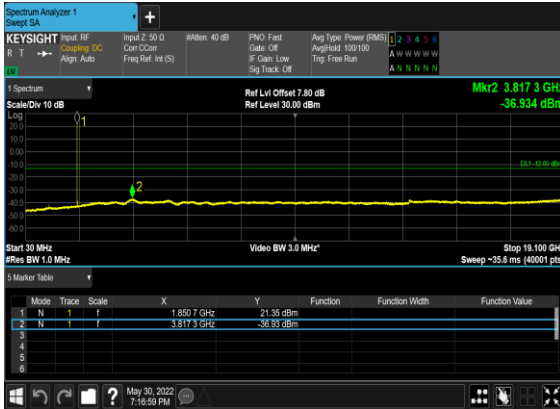


Conducted Spurious Emissions

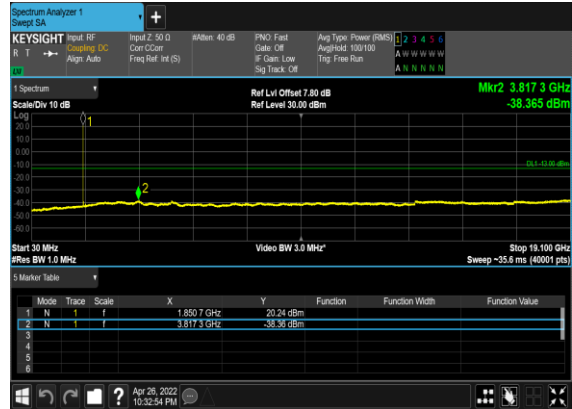
NR Band	SCS (kHz)	Bandwidth (MHz)	Arfcn	Freq (MHz)	Modulation	RB	Result	Verdict
2	15	5	386500	1852.5	DFT-s-OFDM BPSK	1@0	see graph	---
2	15	5	386500	1852.5	DFT-s-OFDM BPSK	1@0	see graph	PASS
2	15	5	386500	1852.5	DFT-s-OFDM QPSK	1@0	see graph	---
2	15	5	386500	1852.5	DFT-s-OFDM QPSK	1@0	see graph	PASS
2	15	5	392000	1880.0	DFT-s-OFDM BPSK	1@0	see graph	---
2	15	5	392000	1880.0	DFT-s-OFDM BPSK	1@0	see graph	PASS
2	15	5	392000	1880.0	DFT-s-OFDM QPSK	1@0	see graph	---
2	15	5	392000	1880.0	DFT-s-OFDM QPSK	1@0	see graph	PASS
2	15	5	397500	1907.5	DFT-s-OFDM BPSK	1@0	see graph	---
2	15	5	397500	1907.5	DFT-s-OFDM BPSK	1@0	see graph	PASS
2	15	5	397500	1907.5	DFT-s-OFDM QPSK	1@0	see graph	---
2	15	5	397500	1907.5	DFT-s-OFDM QPSK	1@0	see graph	PASS
2	15	20	388000	1860.0	DFT-s-OFDM BPSK	1@0	see graph	---
2	15	20	388000	1860.0	DFT-s-OFDM BPSK	1@0	see graph	PASS
2	15	20	388000	1860.0	DFT-s-OFDM QPSK	1@0	see graph	---
2	15	20	388000	1860.0	DFT-s-OFDM QPSK	1@0	see graph	PASS
2	15	20	392000	1880.0	DFT-s-OFDM BPSK	1@0	see graph	---
2	15	20	392000	1880.0	DFT-s-OFDM BPSK	1@0	see graph	PASS
2	15	20	392000	1880.0	DFT-s-OFDM QPSK	1@0	see graph	---
2	15	20	392000	1880.0	DFT-s-OFDM QPSK	1@0	see graph	PASS
2	15	20	396000	1900.0	DFT-s-OFDM BPSK	1@0	see graph	---
2	15	20	396000	1900.0	DFT-s-OFDM BPSK	1@0	see graph	PASS

2	15	20	396000	1900.0	DFT-s-OFDM QPSK	1@0	see graph	---
2	15	20	396000	1900.0	DFT-s-OFDM QPSK	1@0	see graph	PASS
2	15	40	390000	1870.0	DFT-s-OFDM BPSK	1@0	see graph	---
2	15	40	390000	1870.0	DFT-s-OFDM BPSK	1@0	see graph	PASS
2	15	40	390000	1870.0	DFT-s-OFDM QPSK	1@0	see graph	---
2	15	40	390000	1870.0	DFT-s-OFDM QPSK	1@0	see graph	PASS
2	15	40	392000	1880.0	DFT-s-OFDM BPSK	1@0	see graph	---
2	15	40	392000	1880.0	DFT-s-OFDM BPSK	1@0	see graph	PASS
2	15	40	392000	1880.0	DFT-s-OFDM QPSK	1@0	see graph	---
2	15	40	392000	1880.0	DFT-s-OFDM QPSK	1@0	see graph	PASS
2	15	40	394000	1890.0	DFT-s-OFDM BPSK	1@0	see graph	---
2	15	40	394000	1890.0	DFT-s-OFDM BPSK	1@0	see graph	PASS
2	15	40	394000	1890.0	DFT-s-OFDM QPSK	1@0	see graph	---
2	15	40	394000	1890.0	DFT-s-OFDM QPSK	1@0	see graph	PASS

N2(5M)_DFT-s-OFDM_BPSK_Edge_1RB_Left_Low_CH



N2(5M)_DFT-s-OFDM_QPSK_Edge_1RB_Left_Low_CH



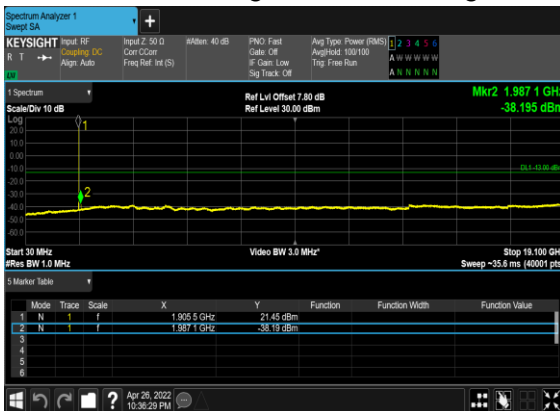
N2(5M)_DFT-s-OFDM_BPSK_Edge_1RB_Left_Mid_CH



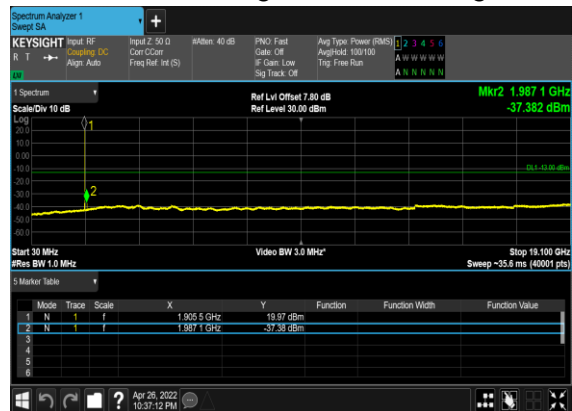
N2(5M)_DFT-s-OFDM_QPSK_Edge_1RB_Left_Mid_CH



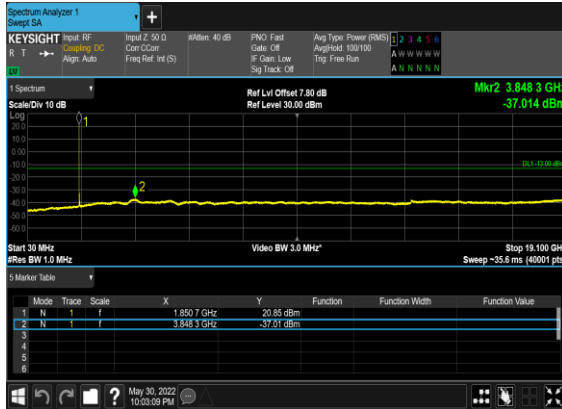
N2(5M)_DFT-s-OFDM_BPSK_Edge_1RB_Left_High_CH



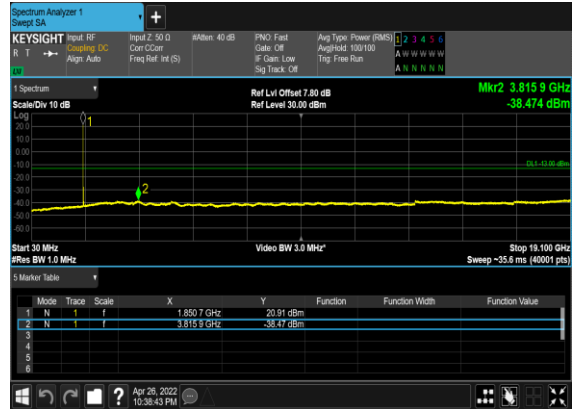
N2(5M)_DFT-s-OFDM_QPSK_Edge_1RB_Left_High_CH



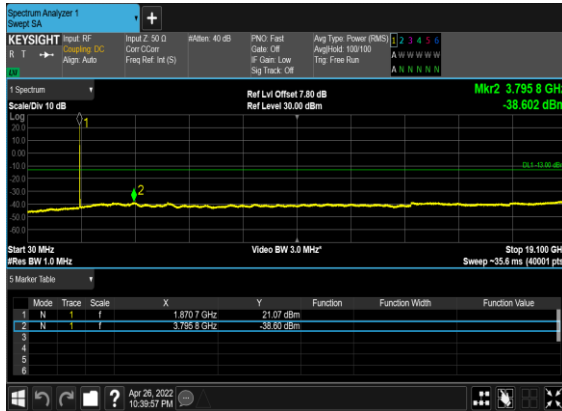
N2(20M)_DFT-s-OFDM_BPSK_Edge_1RB_Left_Low_CH



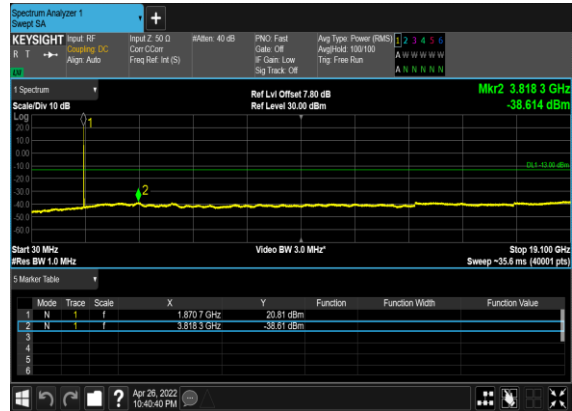
N2(20M)_DFT-s-OFDM_QPSK_Edge_1RB_Left_Low_CH



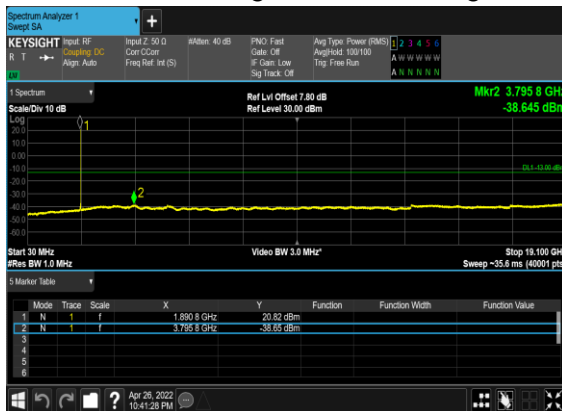
N2(20M)_DFT-s-OFDM_BPSK_Edge_1RB_Left_Mid_CH



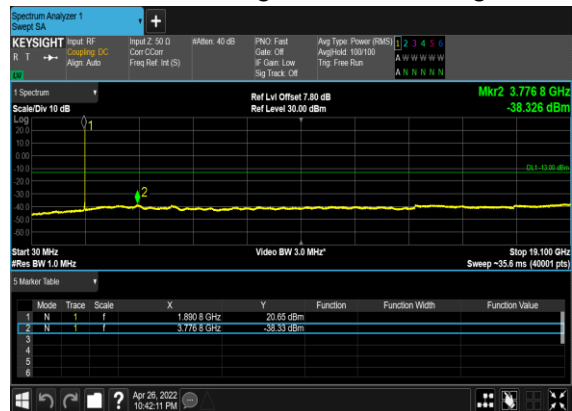
N2(20M)_DFT-s-OFDM_QPSK_Edge_1RB_Left_Mid_CH



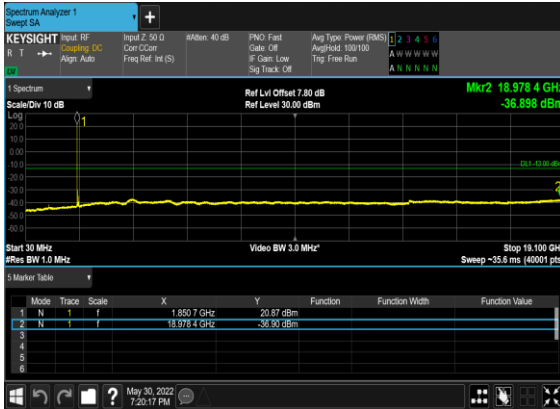
N2(20M)_DFT-s-OFDM_BPSK_Edge_1RB_Left_High_CH



N2(20M)_DFT-s-OFDM_QPSK_Edge_1RB_Left_High_CH



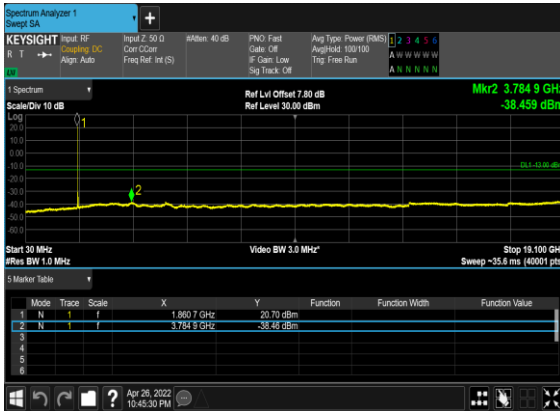
N2(40M)_DFT-s-OFDM_BPSK_Edge_1RB_Left_Low_CH



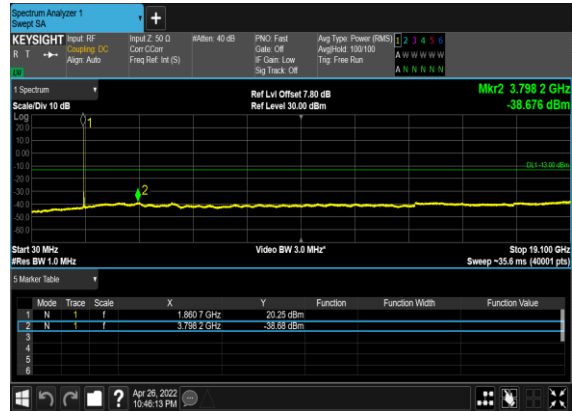
N2(40M)_DFT-s-OFDM_QPSK_Edge_1RB_Left_Low_CH



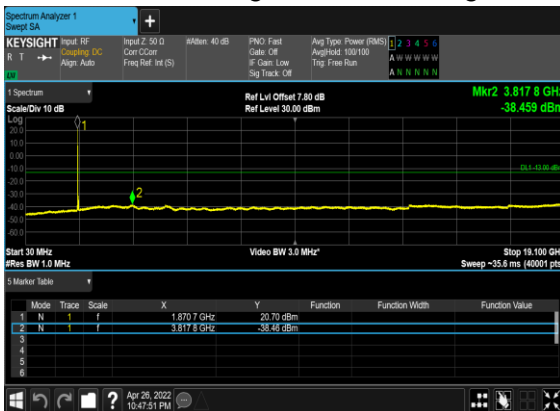
N2(40M)_DFT-s-OFDM_BPSK_Edge_1RB_Left_Mid_CH



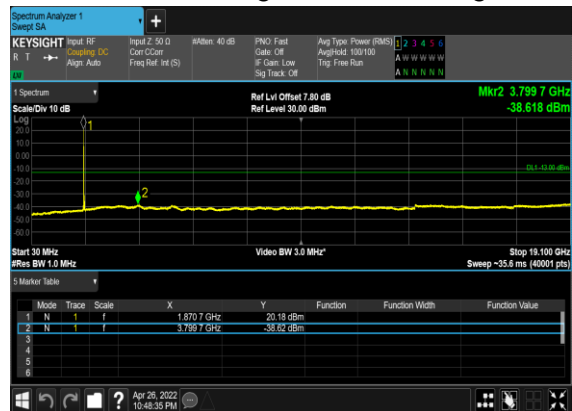
N2(40M)_DFT-s-OFDM_QPSK_Edge_1RB_Left_Mid_CH



N2(40M)_DFT-s-OFDM_BPSK_Edge_1RB_Left_High_CH



N2(40M)_DFT-s-OFDM_QPSK_Edge_1RB_Left_High_CH



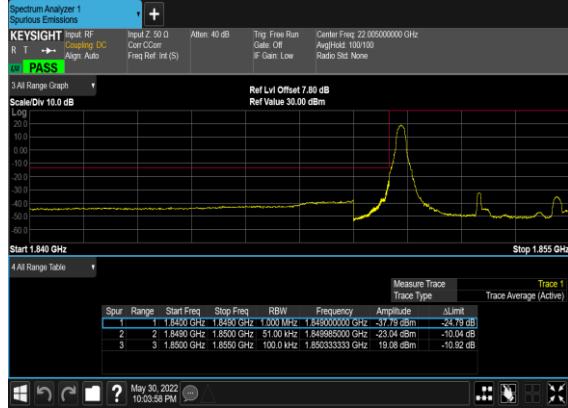
Conducted Band Edge

NR Band	SCS (kHz)	Bandwidth (MHz)	Arfcn	Freq (MHz)	Modulation	RB	Result	Verdict
2	15	5	386500	1852.5	DFT-s-OFDM BPSK	1@0	see graph	PASS
2	15	5	386500	1852.5	DFT-s-OFDM QPSK	1@0	see graph	PASS
2	15	5	386500	1852.5	DFT-s-OFDM BPSK	25@0	see graph	PASS
2	15	5	386500	1852.5	DFT-s-OFDM QPSK	25@0	see graph	PASS
2	15	5	397500	1907.5	DFT-s-OFDM BPSK	1@24	see graph	PASS
2	15	5	397500	1907.5	DFT-s-OFDM QPSK	1@24	see graph	PASS
2	15	5	397500	1907.5	DFT-s-OFDM BPSK	25@0	see graph	PASS
2	15	5	397500	1907.5	DFT-s-OFDM QPSK	25@0	see graph	PASS
2	15	20	388000	1860.0	DFT-s-OFDM BPSK	1@0	see graph	PASS
2	15	20	388000	1860.0	DFT-s-OFDM QPSK	1@0	see graph	PASS
2	15	20	388000	1860.0	DFT-s-OFDM BPSK	100@0	see graph	PASS
2	15	20	388000	1860.0	DFT-s-OFDM QPSK	100@0	see graph	PASS
2	15	20	396000	1900.0	DFT-s-OFDM BPSK	1@105	see graph	PASS
2	15	20	396000	1900.0	DFT-s-OFDM QPSK	1@105	see graph	PASS
2	15	20	396000	1900.0	DFT-s-OFDM BPSK	100@0	see graph	PASS
2	15	20	396000	1900.0	DFT-s-OFDM QPSK	100@0	see graph	PASS
2	15	40	390000	1870.0	DFT-s-OFDM BPSK	1@0	see graph	PASS
2	15	40	390000	1870.0	DFT-s-OFDM QPSK	1@0	see graph	PASS
2	15	40	390000	1870.0	DFT-s-OFDM BPSK	216@0	see graph	PASS
2	15	40	390000	1870.0	DFT-s-OFDM QPSK	216@0	see graph	PASS
2	15	40	394000	1890.0	DFT-s-OFDM BPSK	1@215	see graph	PASS
2	15	40	394000	1890.0	DFT-s-OFDM QPSK	1@215	see graph	PASS
2	15	40	394000	1890.0	DFT-s-OFDM BPSK	216@0	see graph	PASS
2	15	40	394000	1890.0	DFT-s-OFDM QPSK	216@0	see graph	PASS

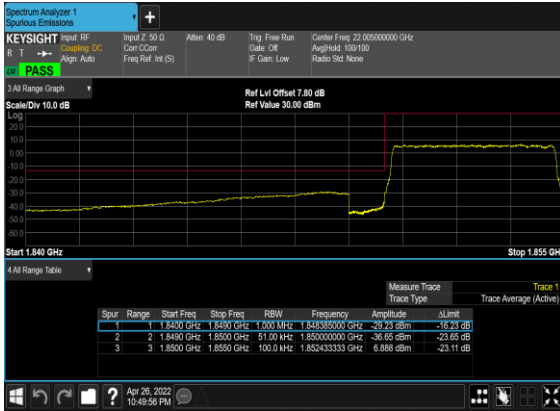
N2(5M)_DFT-s-OFDM_BPSK_Edge_1RB_Left_Low_CH



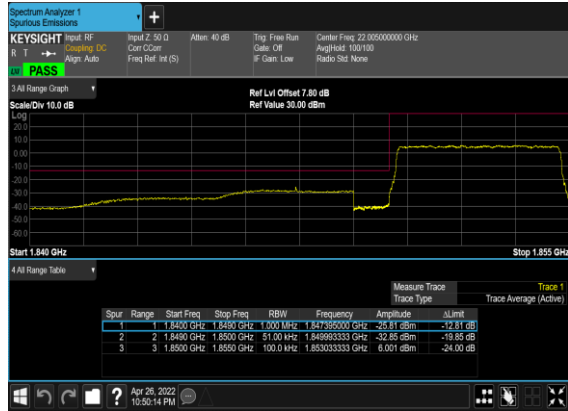
N2(5M)_DFT-s-OFDM_QPSK_Edge_1RB_Left_Low_CH



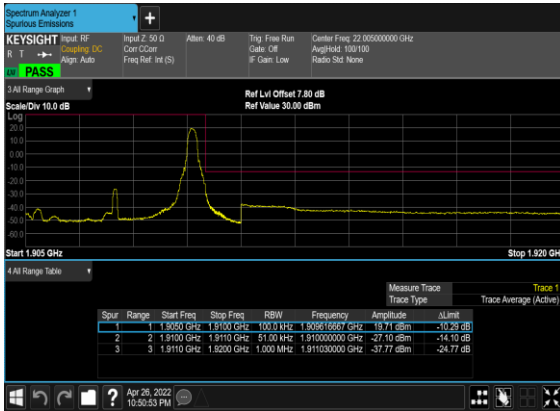
N2(5M)_DFT-s-OFDM_BPSK_Outer_Full_Low_CH



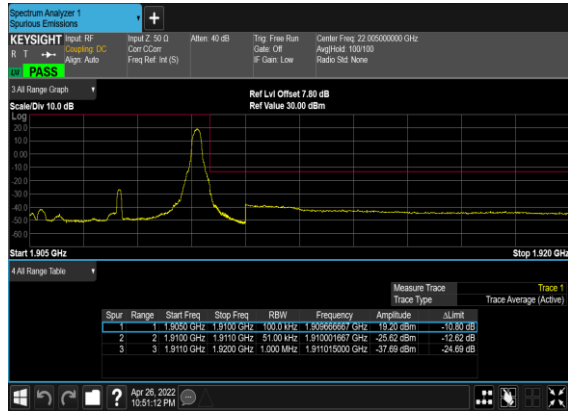
N2(5M)_DFT-s-OFDM_QPSK_Outer_Full_Low_CH



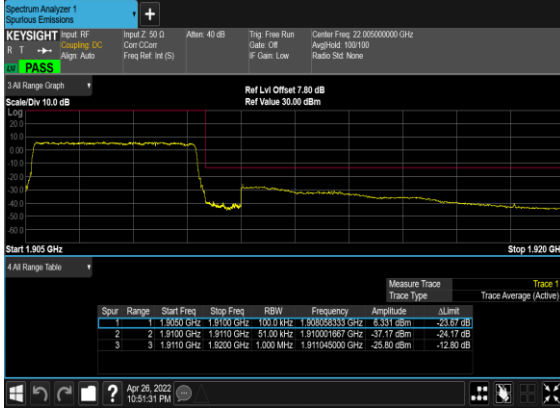
N2(5M)_DFT-s-OFDM_BPSK_Edge_1RB_Right_High_CH



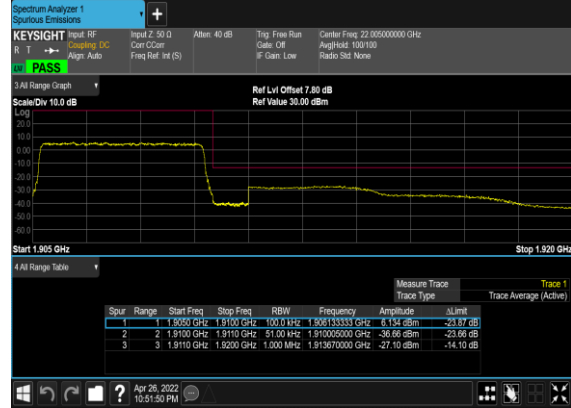
N2(5M)_DFT-s-OFDM_QPSK_Edge_1RB_Right_High_CH



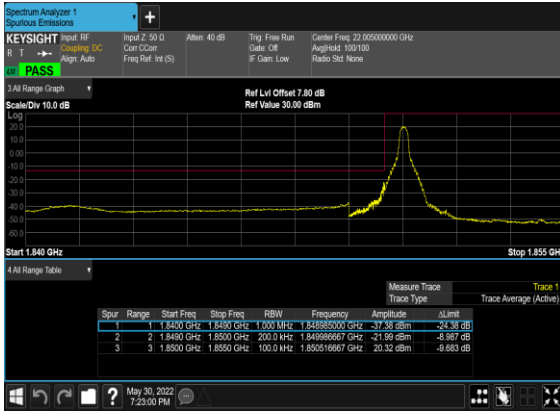
N2(5M)_DFT-s-OFDM_BPSK_Outer_Full_High_CH



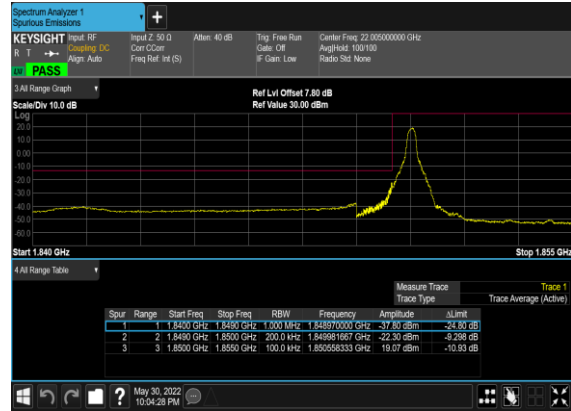
N2(5M)_DFT-s-OFDM_QPSK_Outer_Full_High_CH



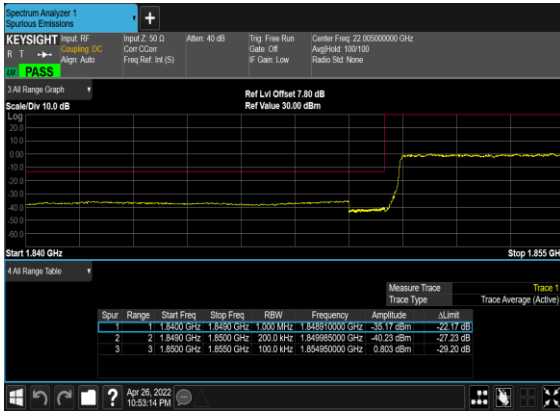
N2(20M)_DFT-s-OFDM_BPSK_Edge_1RB_Left_Low_CH



N2(20M)_DFT-s-OFDM_QPSK_Edge_1RB_Left_Low_CH



N2(20M)_DFT-s-OFDM_BPSK_Outer_Full_Low_CH



N2(20M)_DFT-s-OFDM_QPSK_Outer_Full_Low_CH

