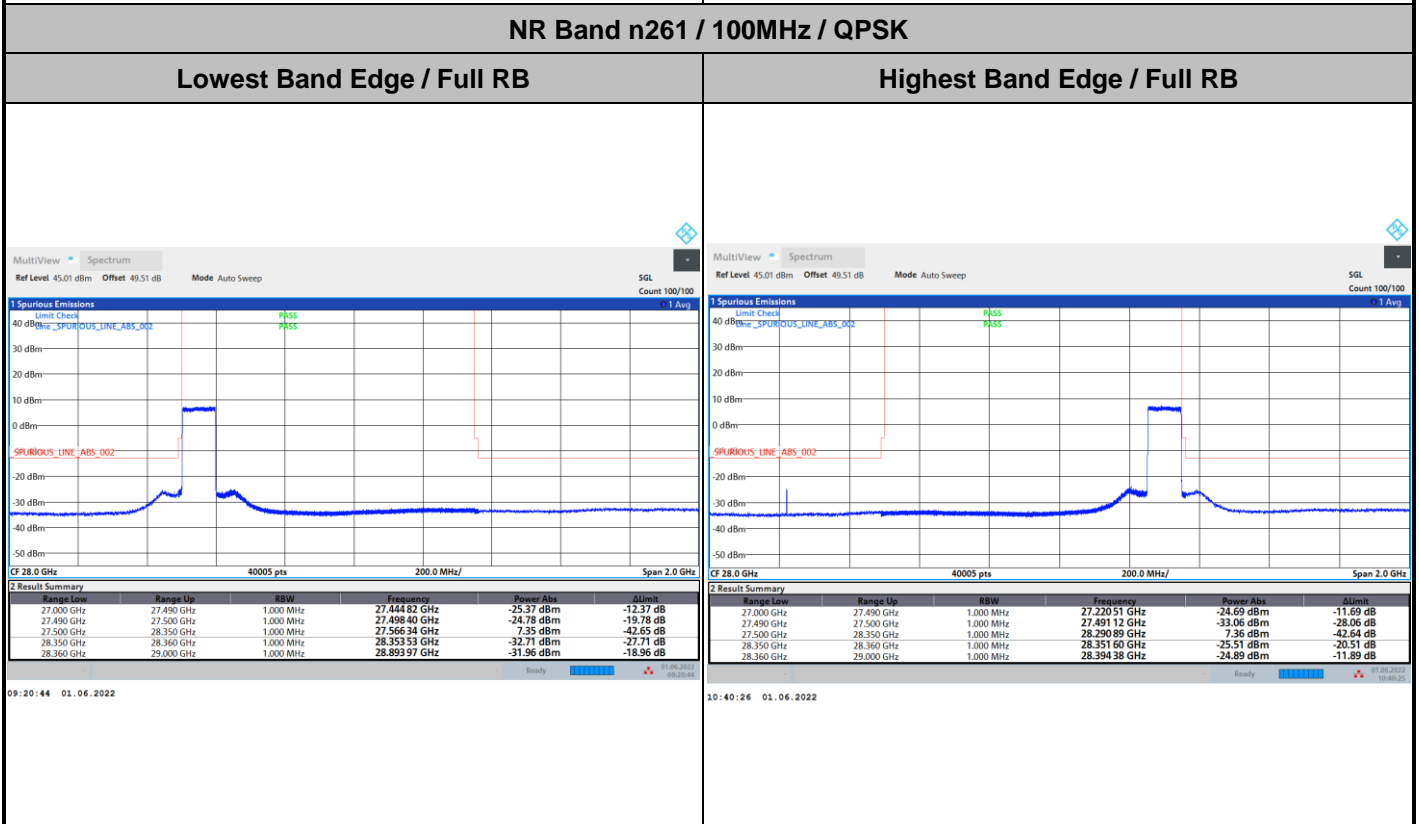
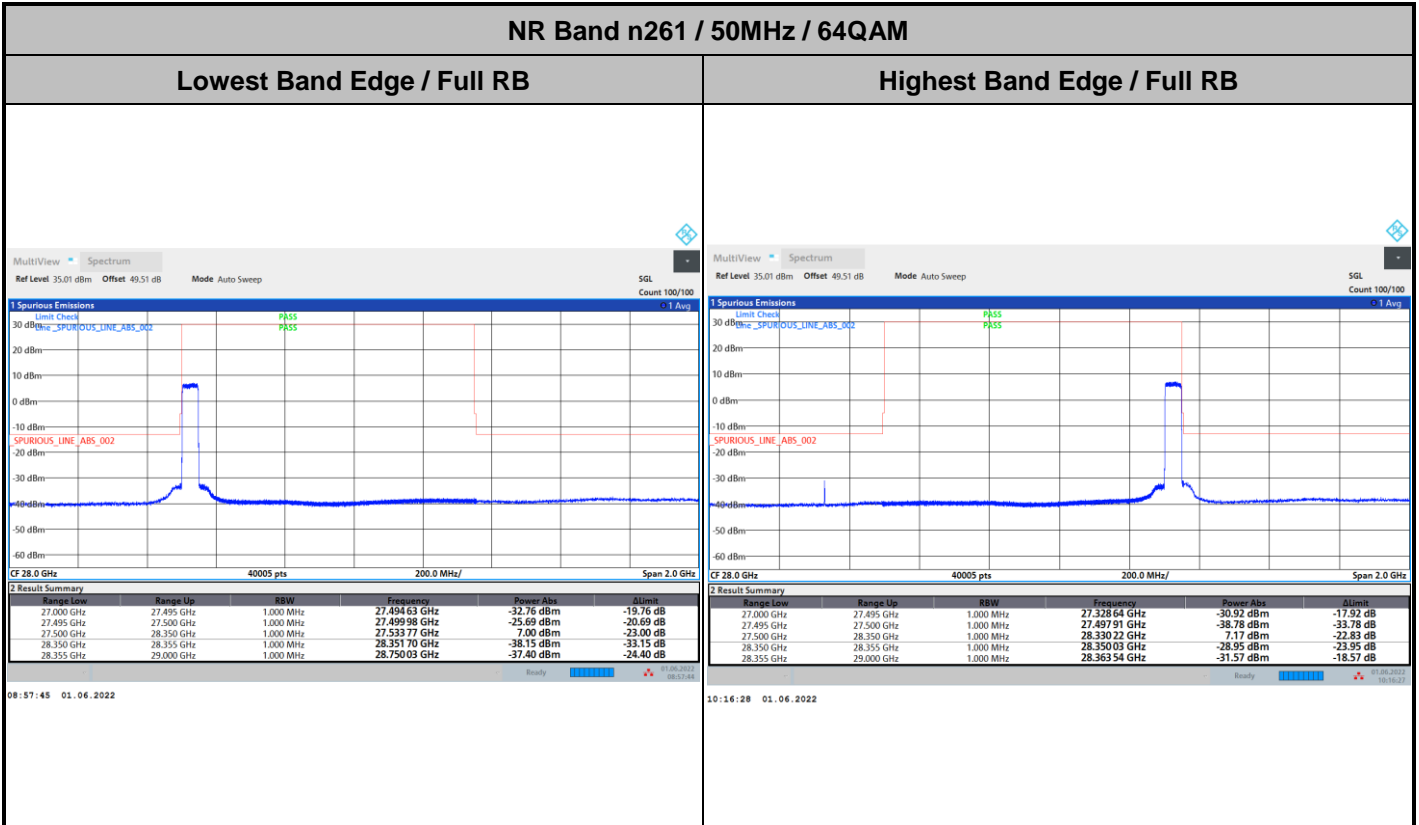




CP-OFDM Module 1

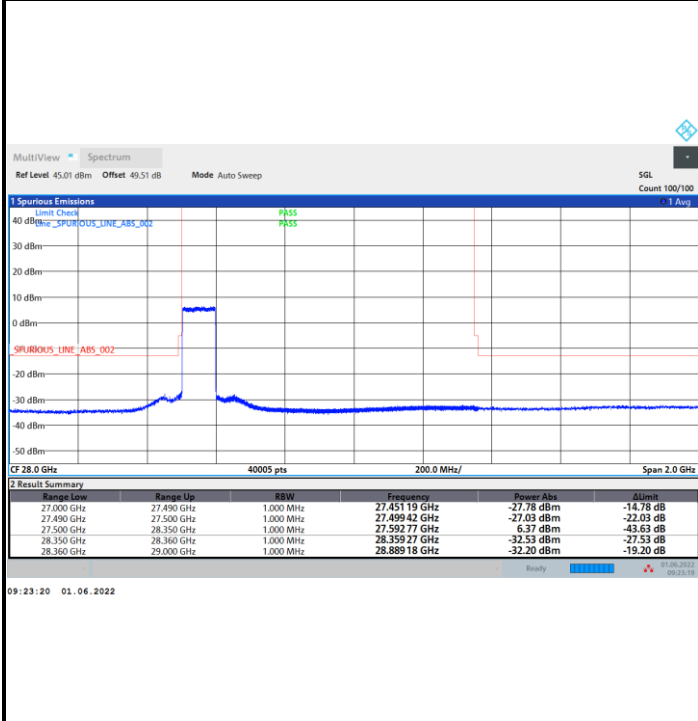




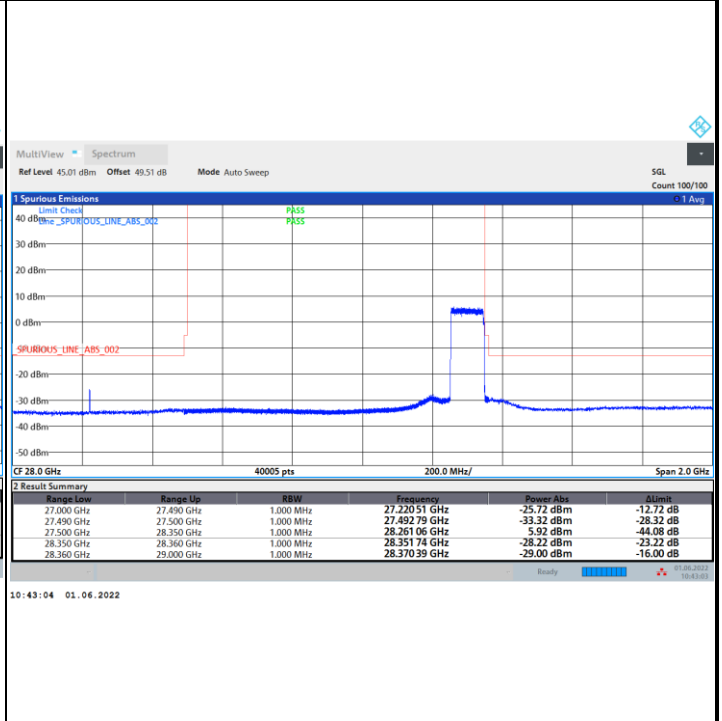
CP-OFDM Module 1

NR Band n261 / 100MHz / 16QAM

Lowest Band Edge / Full RB

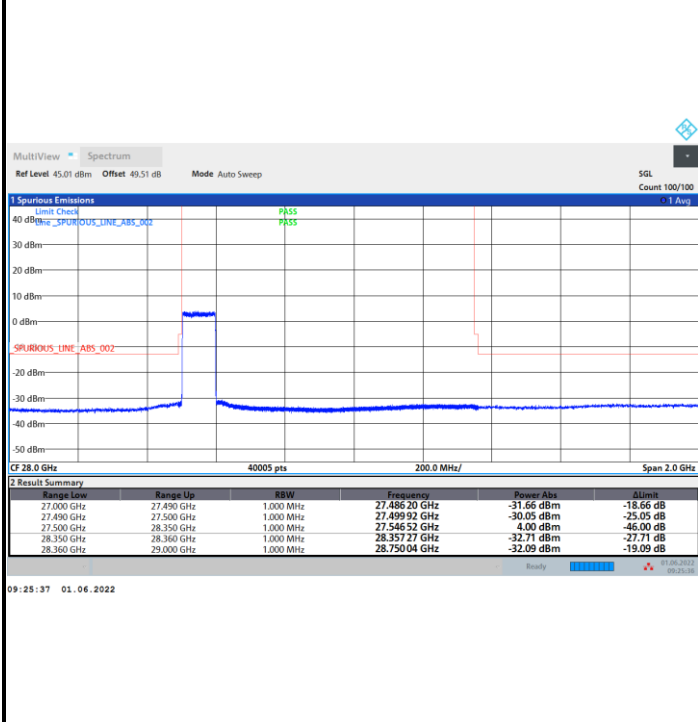


Highest Band Edge / Full RB

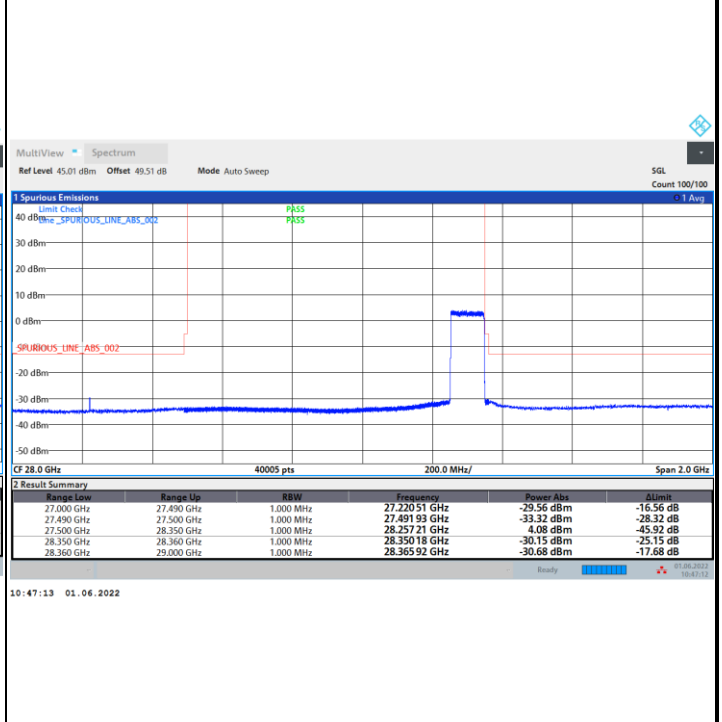


NR Band n261 / 100MHz / 64QAM

Lowest Band Edge / Full RB

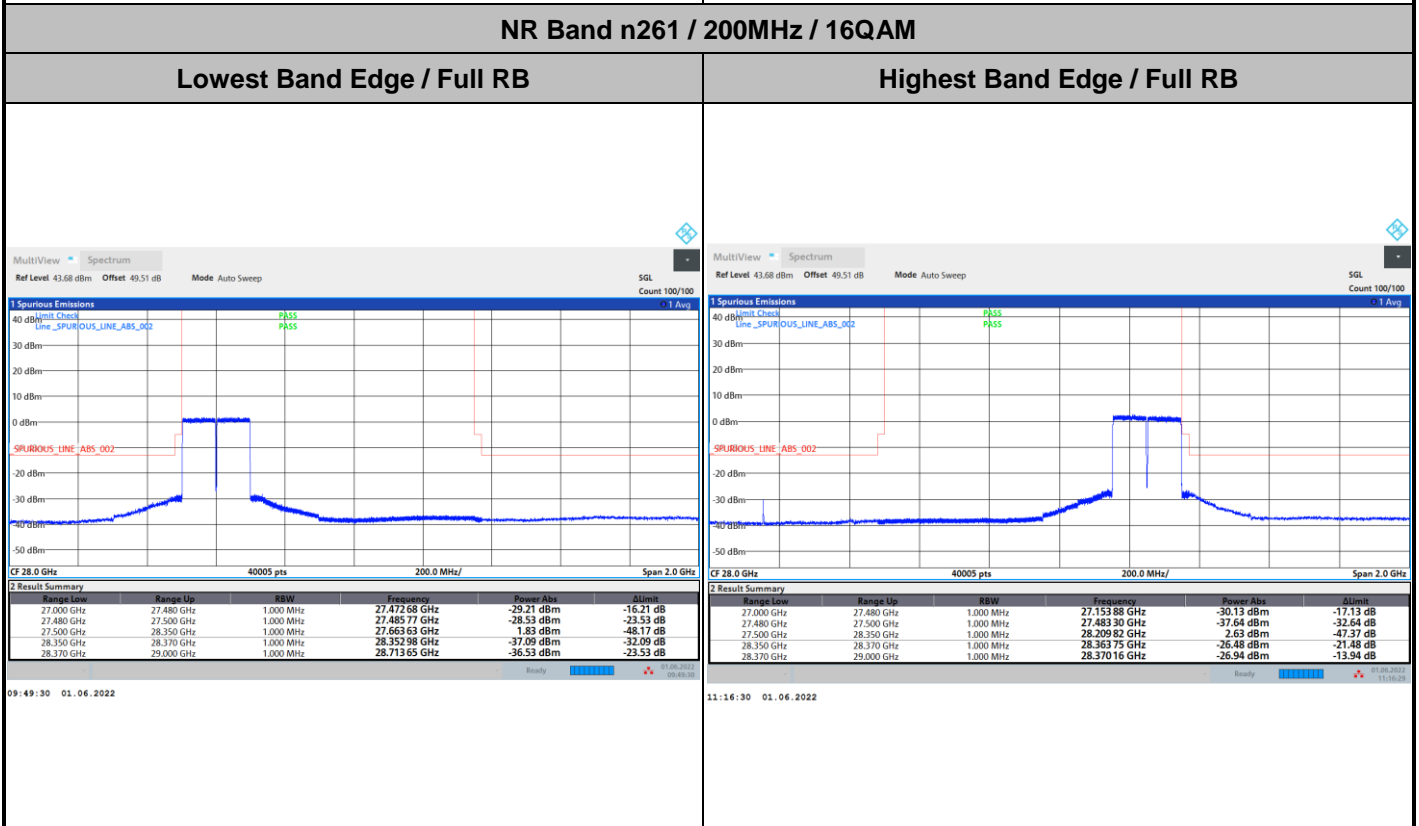
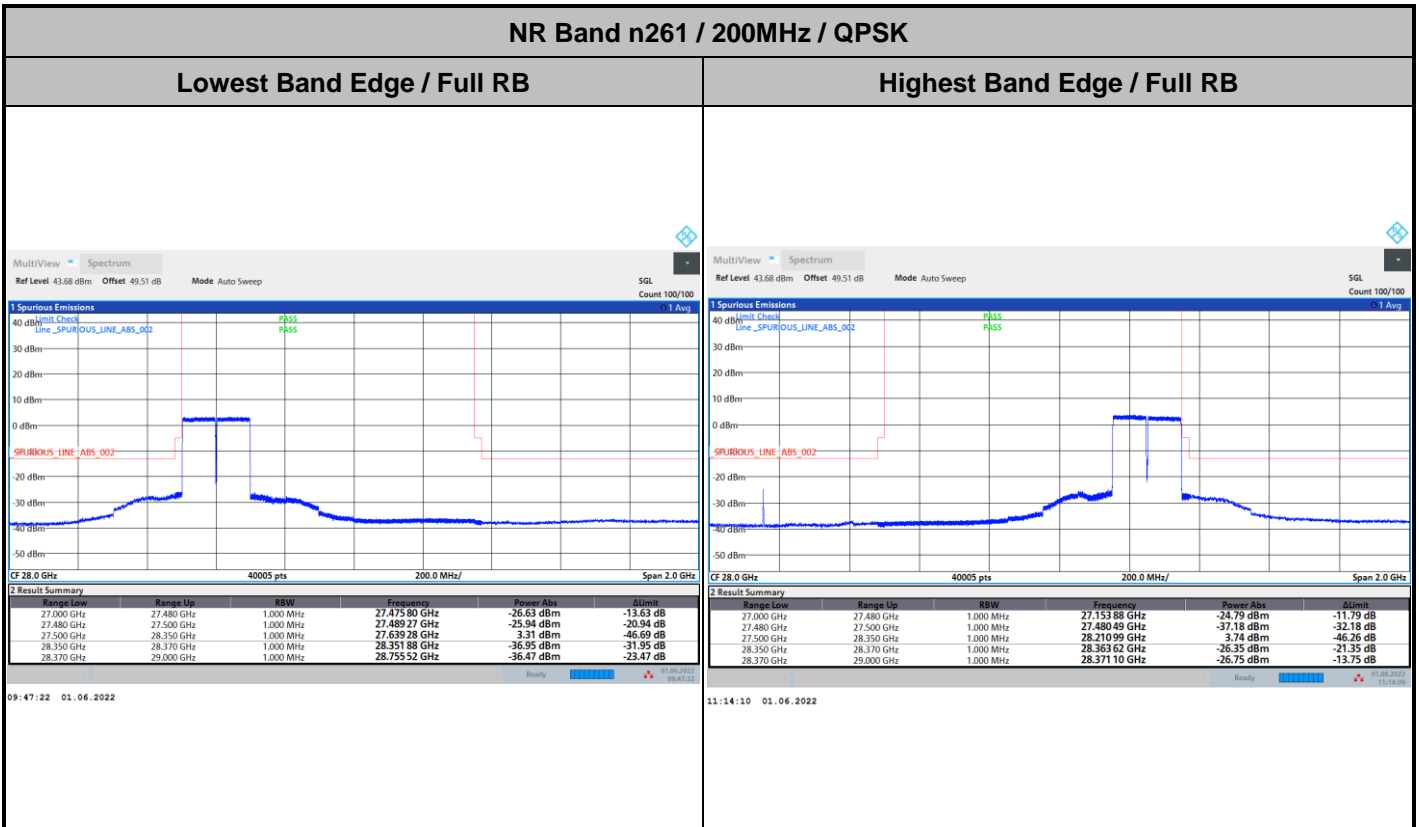


Highest Band Edge / Full RB



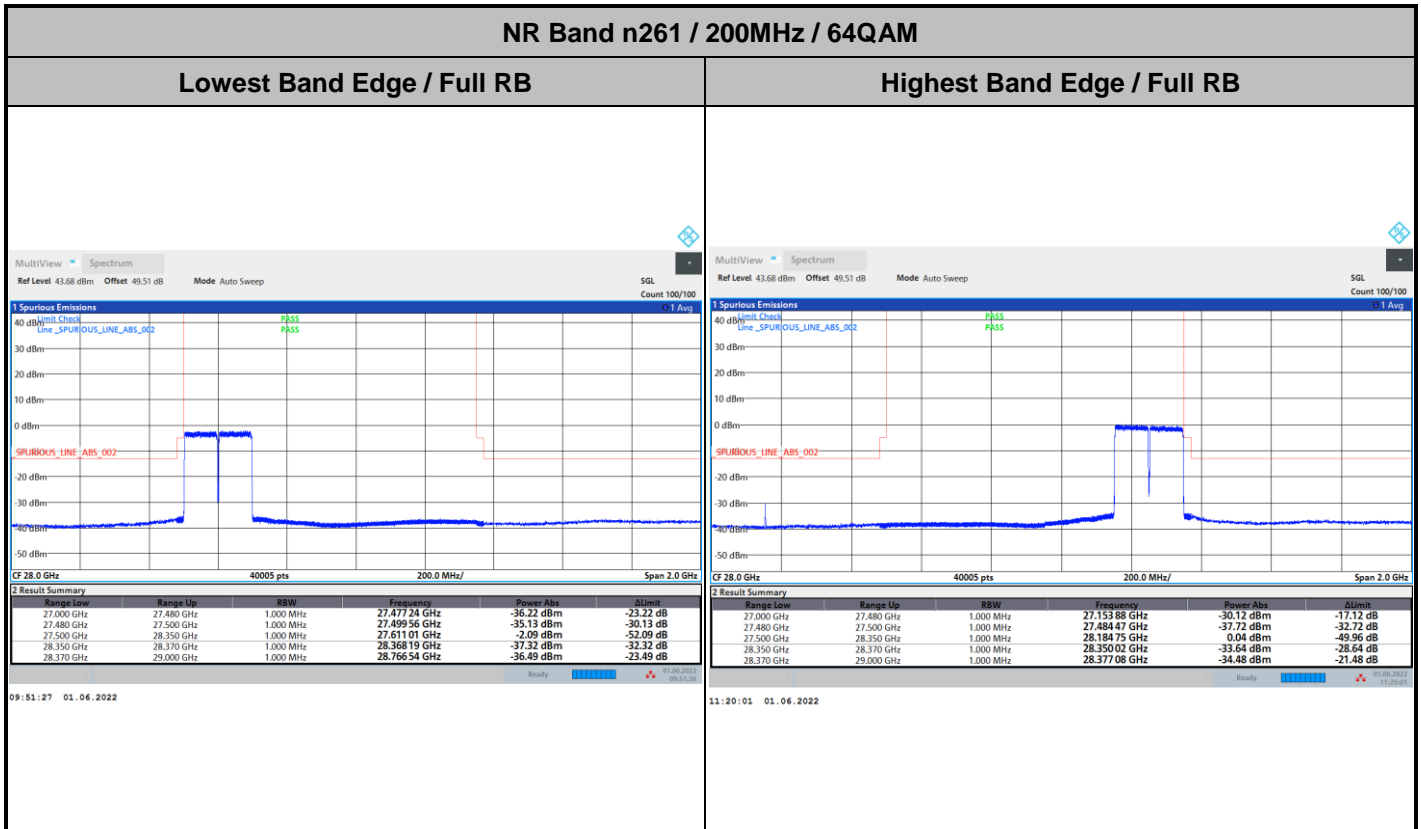


CP-OFDM Module 1





CP-OFDM Module 1



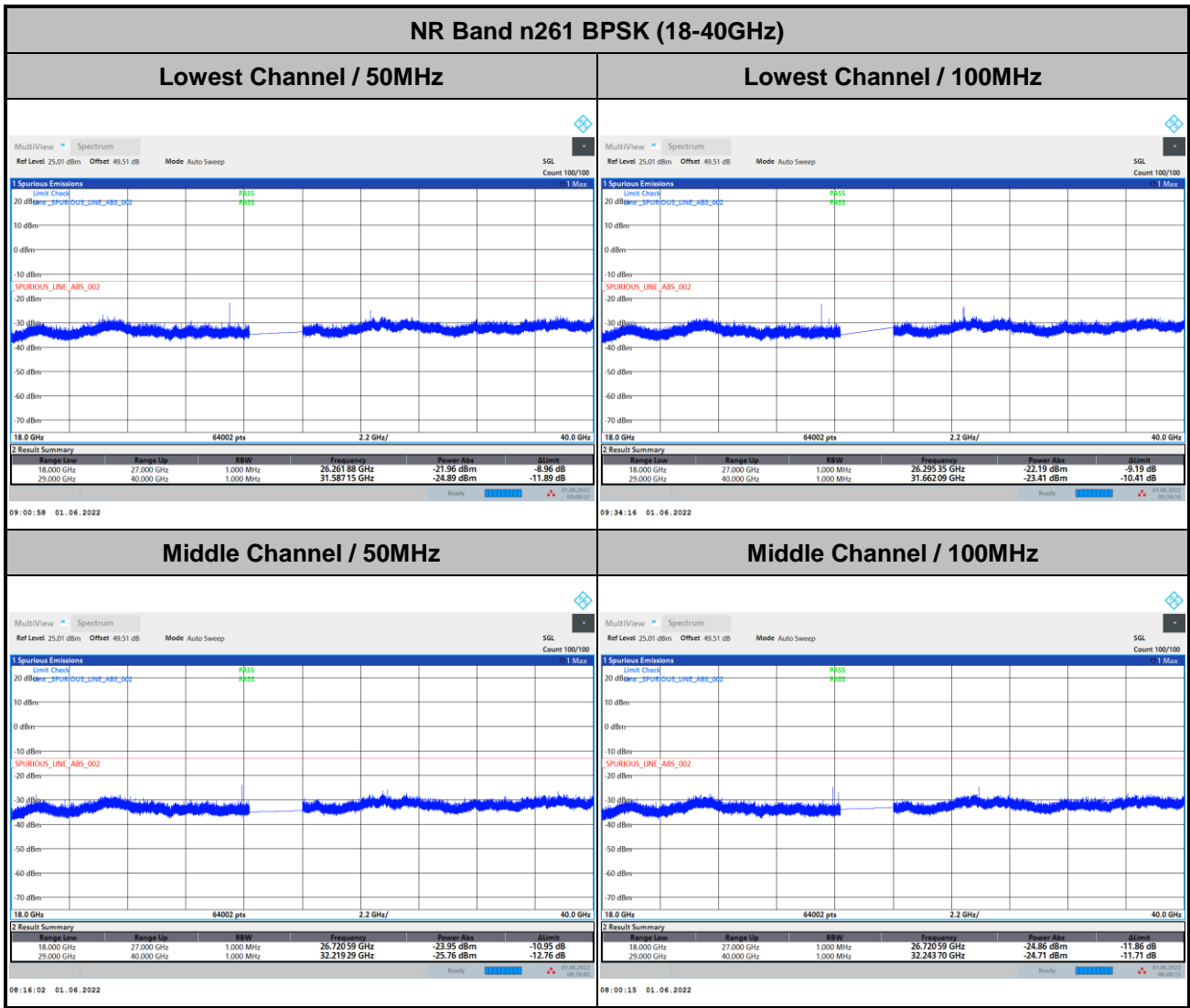


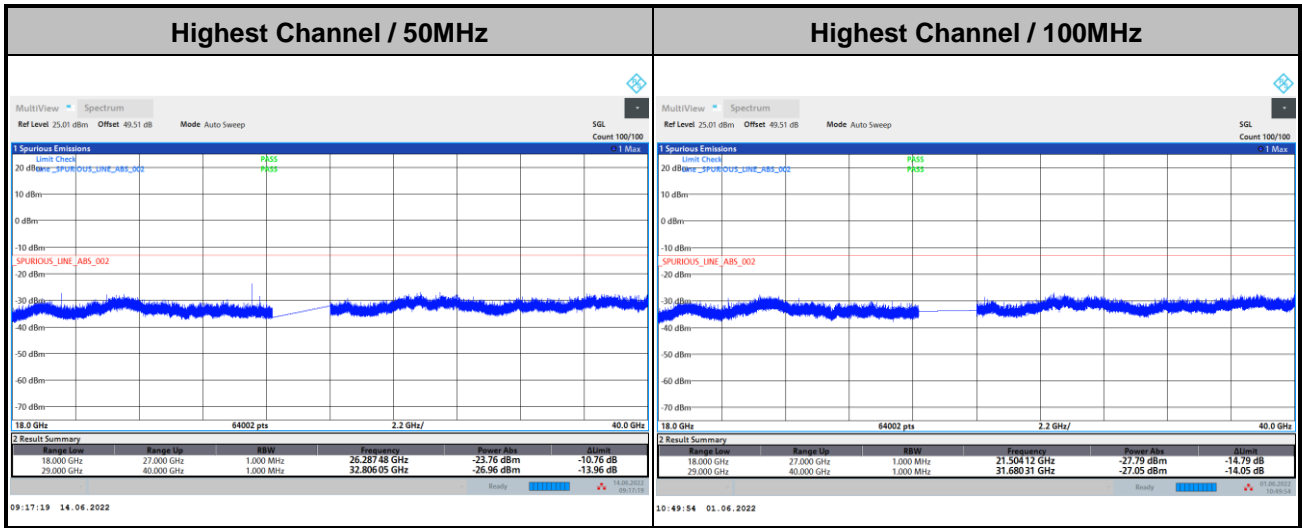
Spurious Emission

Spurious emission between 18GHz to 40GHz worst case plot is reported as following. The other frequency ranges are tested in AG 0+1 in accordance with the higher EIRP Power.

Below plots, the spurious emissions were measured from 18GHz to 27GHz and 29GHz to 40GHz. The test results within the omitted frequency 27GHz to 29GHz were measured and reported in the section of Radiated Out of Band Emission with frequency range, 27GHz to 29GHz, and all spurious comply with limits.

DFT-s-OFDM Module 1





Remark: In band and out of band frequencies are omitted.



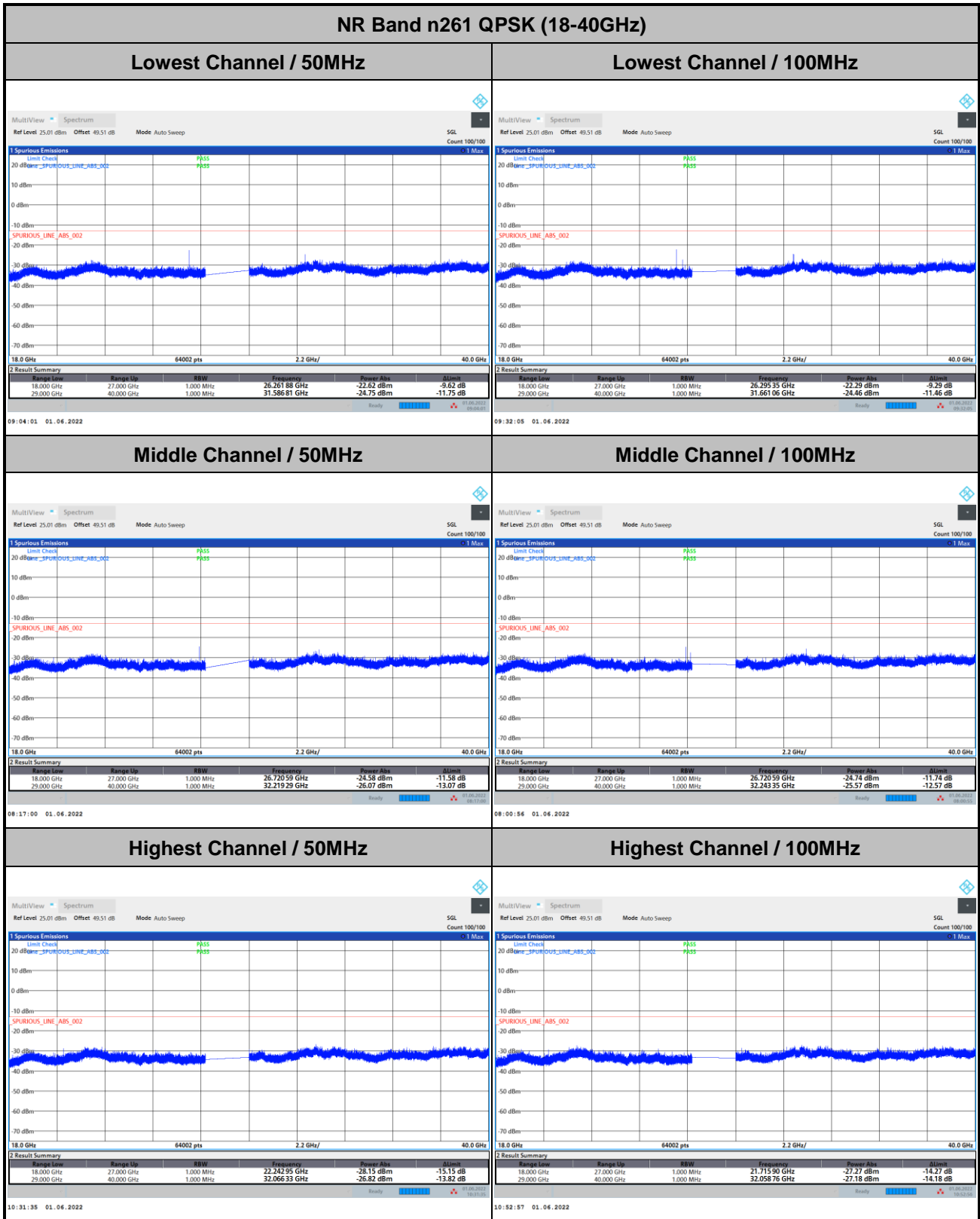
DFT-s-OFDM Module 1

NR Band n261 BPSK (18-40GHz)																			
<p>Lowest Channel / 200MHz</p> <table border="1"> <thead> <tr> <th>Range Low</th> <th>Range Up</th> <th>RBW</th> <th>Frequency</th> <th>Power Abs.</th> <th>dBm</th> </tr> </thead> <tbody> <tr> <td>18,000 GHz</td> <td>27,000 GHz</td> <td>1,000 MHz</td> <td>26.28719 GHz</td> <td>-25.60 dBm</td> <td>-12.60 dB</td> </tr> <tr> <td>29,000 GHz</td> <td>40,000 GHz</td> <td>1,000 MHz</td> <td>38.90089 GHz</td> <td>-27.06 dBm</td> <td>-14.06 dB</td> </tr> </tbody> </table>	Range Low	Range Up	RBW	Frequency	Power Abs.	dBm	18,000 GHz	27,000 GHz	1,000 MHz	26.28719 GHz	-25.60 dBm	-12.60 dB	29,000 GHz	40,000 GHz	1,000 MHz	38.90089 GHz	-27.06 dBm	-14.06 dB	<p>intentionally blank</p>
Range Low	Range Up	RBW	Frequency	Power Abs.	dBm														
18,000 GHz	27,000 GHz	1,000 MHz	26.28719 GHz	-25.60 dBm	-12.60 dB														
29,000 GHz	40,000 GHz	1,000 MHz	38.90089 GHz	-27.06 dBm	-14.06 dB														
<p>Middle Channel / 200MHz</p> <table border="1"> <thead> <tr> <th>Range Low</th> <th>Range Up</th> <th>RBW</th> <th>Frequency</th> <th>Power Abs.</th> <th>dBm</th> </tr> </thead> <tbody> <tr> <td>18,000 GHz</td> <td>27,000 GHz</td> <td>1,000 MHz</td> <td>26.72087 GHz</td> <td>-27.33 dBm</td> <td>-14.33 dB</td> </tr> <tr> <td>29,000 GHz</td> <td>40,000 GHz</td> <td>1,000 MHz</td> <td>33.32201 GHz</td> <td>-27.38 dBm</td> <td>-14.38 dB</td> </tr> </tbody> </table>	Range Low	Range Up	RBW	Frequency	Power Abs.	dBm	18,000 GHz	27,000 GHz	1,000 MHz	26.72087 GHz	-27.33 dBm	-14.33 dB	29,000 GHz	40,000 GHz	1,000 MHz	33.32201 GHz	-27.38 dBm	-14.38 dB	<p>intentionally blank</p>
Range Low	Range Up	RBW	Frequency	Power Abs.	dBm														
18,000 GHz	27,000 GHz	1,000 MHz	26.72087 GHz	-27.33 dBm	-14.33 dB														
29,000 GHz	40,000 GHz	1,000 MHz	33.32201 GHz	-27.38 dBm	-14.38 dB														
<p>Highest Channel / 200MHz</p> <table border="1"> <thead> <tr> <th>Range Low</th> <th>Range Up</th> <th>RBW</th> <th>Frequency</th> <th>Power Abs.</th> <th>dBm</th> </tr> </thead> <tbody> <tr> <td>18,000 GHz</td> <td>27,000 GHz</td> <td>1,000 MHz</td> <td>21.95945 GHz</td> <td>-26.74 dBm</td> <td>-13.74 dB</td> </tr> <tr> <td>29,000 GHz</td> <td>40,000 GHz</td> <td>1,000 MHz</td> <td>38.68674 GHz</td> <td>-27.06 dBm</td> <td>-14.06 dB</td> </tr> </tbody> </table>	Range Low	Range Up	RBW	Frequency	Power Abs.	dBm	18,000 GHz	27,000 GHz	1,000 MHz	21.95945 GHz	-26.74 dBm	-13.74 dB	29,000 GHz	40,000 GHz	1,000 MHz	38.68674 GHz	-27.06 dBm	-14.06 dB	<p>intentionally blank</p>
Range Low	Range Up	RBW	Frequency	Power Abs.	dBm														
18,000 GHz	27,000 GHz	1,000 MHz	21.95945 GHz	-26.74 dBm	-13.74 dB														
29,000 GHz	40,000 GHz	1,000 MHz	38.68674 GHz	-27.06 dBm	-14.06 dB														

Remark: In band and out of band frequencies are omitted.



DFT-s-OFDM Module 1



Remark: In band and out of band frequencies are omitted.



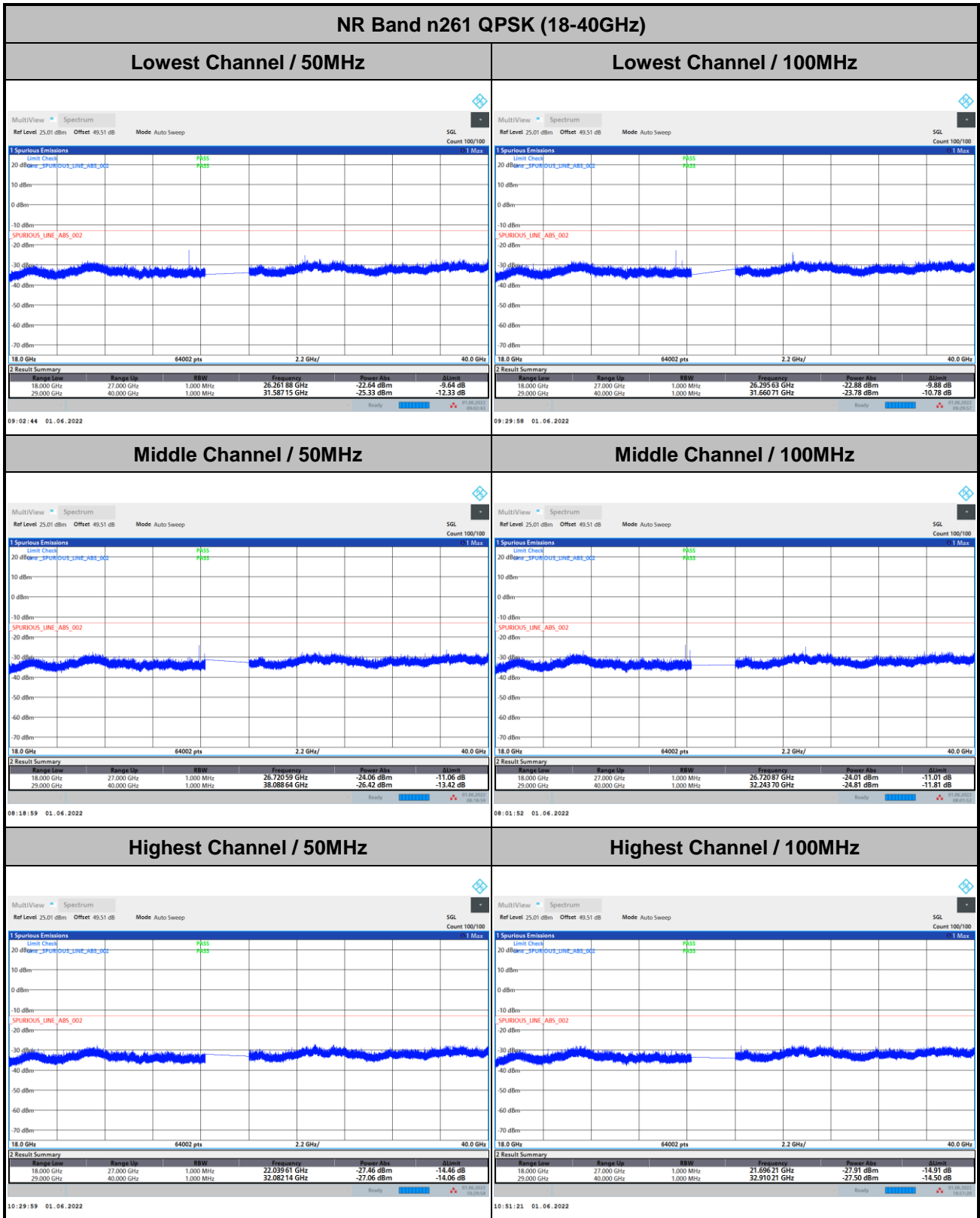
DFT-s-OFDM Module 1

NR Band n261 QPSK (18-40GHz)																			
<p>Lowest Channel / 200MHz</p> <table border="1"> <thead> <tr> <th>Range Low</th> <th>Range Up</th> <th>RBW</th> <th>Frequency</th> <th>Power Abs.</th> <th>dBm</th> </tr> </thead> <tbody> <tr> <td>18,000 GHz</td> <td>27,000 GHz</td> <td>1,000 MHz</td> <td>26.28748 GHz</td> <td>-26.38 dBm</td> <td>-13.38 dB</td> </tr> <tr> <td>29,000 GHz</td> <td>40,000 GHz</td> <td>1,000 MHz</td> <td>32.08283 GHz</td> <td>-25.51 dBm</td> <td>-12.51 dB</td> </tr> </tbody> </table>	Range Low	Range Up	RBW	Frequency	Power Abs.	dBm	18,000 GHz	27,000 GHz	1,000 MHz	26.28748 GHz	-26.38 dBm	-13.38 dB	29,000 GHz	40,000 GHz	1,000 MHz	32.08283 GHz	-25.51 dBm	-12.51 dB	<p>intentionally blank</p>
Range Low	Range Up	RBW	Frequency	Power Abs.	dBm														
18,000 GHz	27,000 GHz	1,000 MHz	26.28748 GHz	-26.38 dBm	-13.38 dB														
29,000 GHz	40,000 GHz	1,000 MHz	32.08283 GHz	-25.51 dBm	-12.51 dB														
<p>Middle Channel / 200MHz</p> <table border="1"> <thead> <tr> <th>Range Low</th> <th>Range Up</th> <th>RBW</th> <th>Frequency</th> <th>Power Abs.</th> <th>dBm</th> </tr> </thead> <tbody> <tr> <td>18,000 GHz</td> <td>27,000 GHz</td> <td>1,000 MHz</td> <td>21.67962 GHz</td> <td>-26.28 dBm</td> <td>-13.28 dB</td> </tr> <tr> <td>29,000 GHz</td> <td>40,000 GHz</td> <td>1,000 MHz</td> <td>32.07664 GHz</td> <td>-27.07 dBm</td> <td>-14.07 dB</td> </tr> </tbody> </table>	Range Low	Range Up	RBW	Frequency	Power Abs.	dBm	18,000 GHz	27,000 GHz	1,000 MHz	21.67962 GHz	-26.28 dBm	-13.28 dB	29,000 GHz	40,000 GHz	1,000 MHz	32.07664 GHz	-27.07 dBm	-14.07 dB	<p>intentionally blank</p>
Range Low	Range Up	RBW	Frequency	Power Abs.	dBm														
18,000 GHz	27,000 GHz	1,000 MHz	21.67962 GHz	-26.28 dBm	-13.28 dB														
29,000 GHz	40,000 GHz	1,000 MHz	32.07664 GHz	-27.07 dBm	-14.07 dB														
<p>Highest Channel / 200MHz</p> <table border="1"> <thead> <tr> <th>Range Low</th> <th>Range Up</th> <th>RBW</th> <th>Frequency</th> <th>Power Abs.</th> <th>dBm</th> </tr> </thead> <tbody> <tr> <td>18,000 GHz</td> <td>27,000 GHz</td> <td>1,000 MHz</td> <td>21.92177 GHz</td> <td>-28.13 dBm</td> <td>-15.13 dB</td> </tr> <tr> <td>29,000 GHz</td> <td>40,000 GHz</td> <td>1,000 MHz</td> <td>38.71218 GHz</td> <td>-26.63 dBm</td> <td>-13.63 dB</td> </tr> </tbody> </table>	Range Low	Range Up	RBW	Frequency	Power Abs.	dBm	18,000 GHz	27,000 GHz	1,000 MHz	21.92177 GHz	-28.13 dBm	-15.13 dB	29,000 GHz	40,000 GHz	1,000 MHz	38.71218 GHz	-26.63 dBm	-13.63 dB	<p>intentionally blank</p>
Range Low	Range Up	RBW	Frequency	Power Abs.	dBm														
18,000 GHz	27,000 GHz	1,000 MHz	21.92177 GHz	-28.13 dBm	-15.13 dB														
29,000 GHz	40,000 GHz	1,000 MHz	38.71218 GHz	-26.63 dBm	-13.63 dB														

Remark: In band and out of band frequencies are omitted.



CP-OFDM Module 1



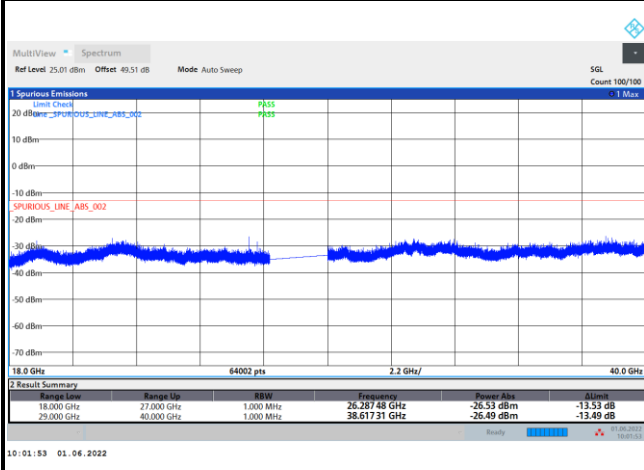
Remark: In band and out of band frequencies are omitted.



CP-OFDM Module 1

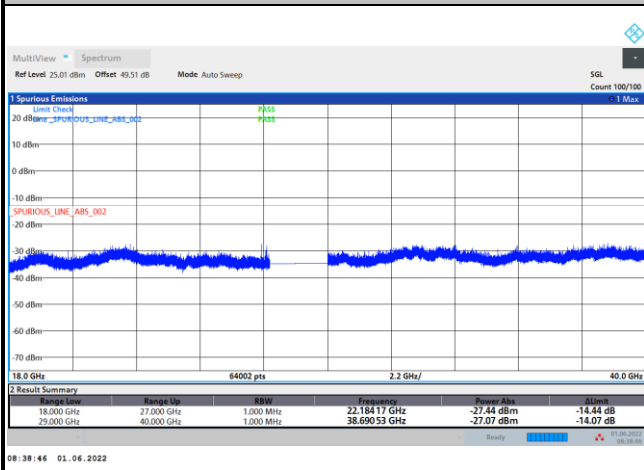
NR Band n261 QPSK (18-40GHz)

Lowest Channel / 200MHz



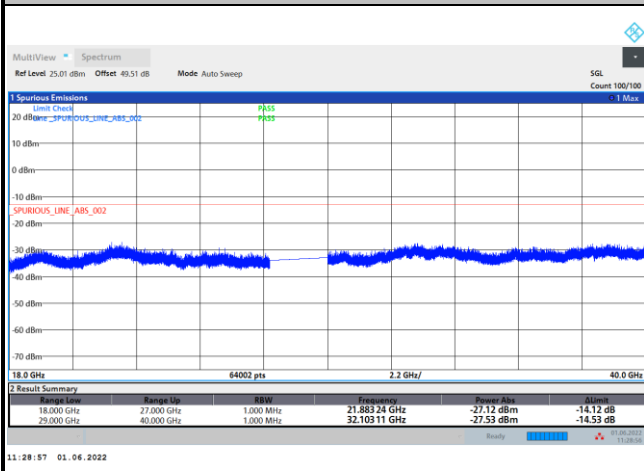
intentionally blank

Middle Channel / 200MHz



intentionally blank

Highest Channel / 200MHz



intentionally blank

Remark: In band and out of band frequencies are omitted.



Frequency Stability

Test Conditions		NR Band n261 / Middle Channel			Limit
Temperature (°C)	Voltage (Volt)	CW tone			Note 2.
		Frequency (GHz)	Deviation (kHz)	Deviation (ppm)	Result
50	Normal Voltage	27.92494211	57.887	2.073	PASS
40	Normal Voltage	27.92494645	53.546	1.917	
30	Normal Voltage	27.92496744	32.562	1.166	
20(Ref.)	Normal Voltage	27.92500072	0.000	0.000	
10	Normal Voltage	27.92505282	-52.820	1.891	
0	Normal Voltage	27.9251534	-153.401	5.493	
-10	Normal Voltage	27.92517728	-177.279	6.348	
-20	Normal Voltage	27.92519754	-197.540	7.074	
-30	Normal Voltage	27.92521201	-212.012	7.592	
20	Maximum Voltage	27.92497829	21.708	0.777	
20	Normal Voltage	27.925	0.000	0.000	
20	Battery End Point	27.92501158	-11.577	0.415	

Note:

1. Normal Voltage =3.89 V. ; Battery End Point (BEP) =3.6 V. ; Maximum Voltage =4.48 V.
2. The frequency fundamental emissions stay within the operation band.



NR Band n261 Module 1

AG0+1

Occupied Bandwidth

Mode	DFT-s-OFDM Module 1 NR Band n261 : 99%OBW(MHz)											
BW	50MHz				100MHz				200MHz			
Mod.	BPSK	QPSK	16QAM	64QAM	BPSK	QPSK	16QAM	64QAM	BPSK	QPSK	16QAM	64QAM
Lowest CH	46.03	46.11	46.25	46.13	91.69	91.84	91.97	92.00	189.00	185.86	189.69	189.80
Middle CH	46.26	46.25	46.14	46.27	91.89	91.89	92.14	92.20	191.22	191.29	191.61	191.65
Highest CH	46.31	46.40	46.23	46.42	91.52	91.76	91.88	91.92	190.70	190.96	191.05	191.22

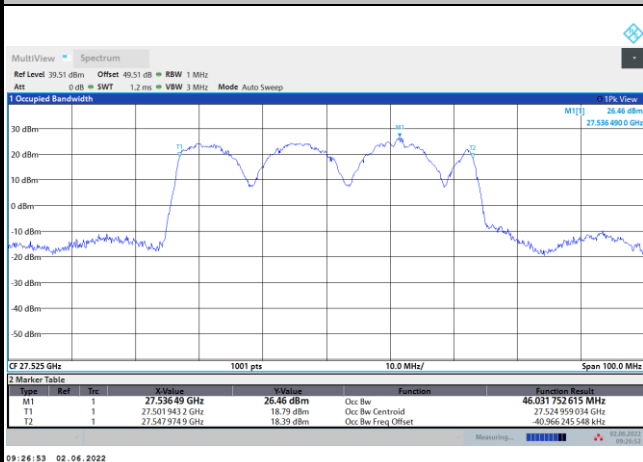
Mode	CP-OFDM Module 1 NR Band n261 : 99%OBW(MHz)								
BW	50MHz			100MHz			200MHz		
Mod.	QPSK	16QAM	64QAM	QPSK	16QAM	64QAM	QPSK	16QAM	64QAM
Lowest CH	46.05	45.90	46.10	93.86	93.73	93.75	193.30	193.06	192.93
Middle CH	46.30	46.46	46.28	94.51	94.53	94.72	193.83	193.71	193.76
Highest CH	46.33	46.55	46.36	94.77	94.66	94.96	194.10	194.12	194.13



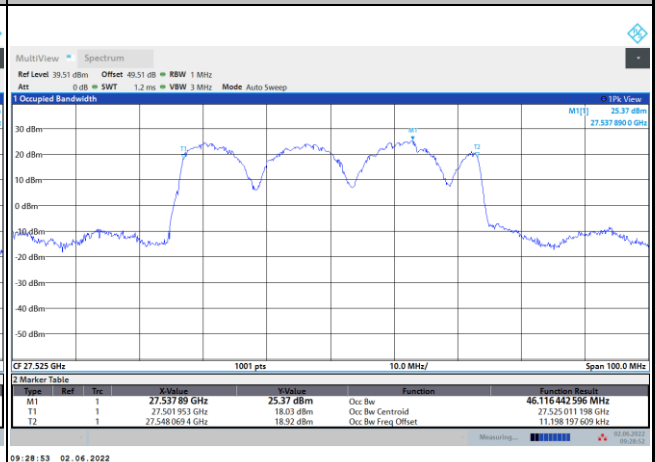
DFT-s-OFDM Module 1

NR Band n261

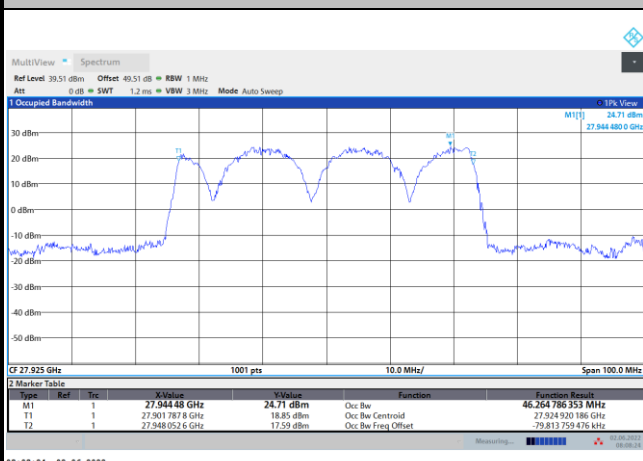
Lowest Channel / 50MHz / BPSK



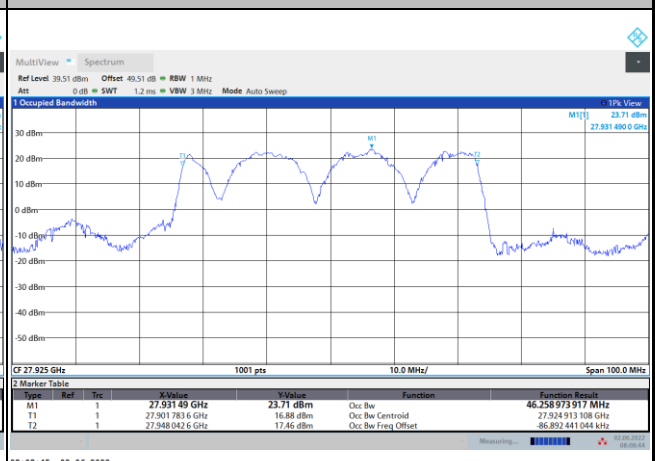
Lowest Channel / 50MHz / QPSK



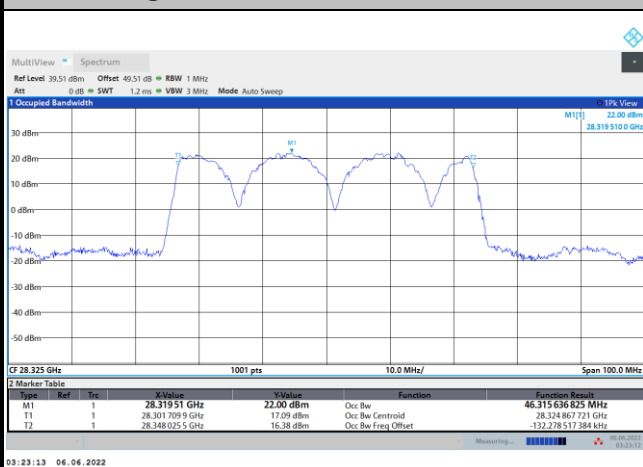
Middle Channel / 50MHz / BPSK



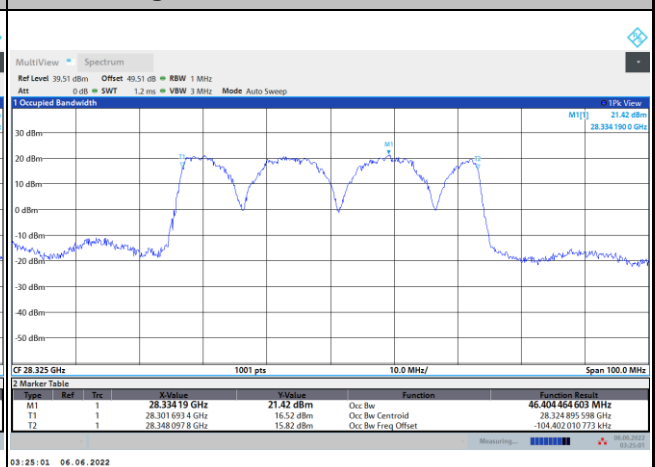
Middle Channel / 50MHz / QPSK



Highest Channel / 50MHz / BPSK



Highest Channel / 50MHz / QPSK

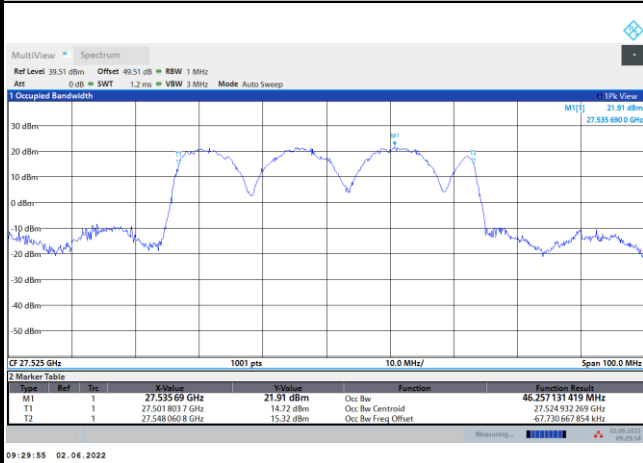




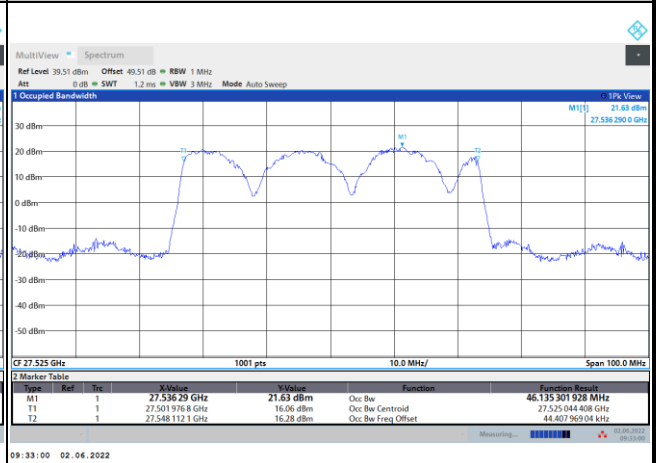
DFT-s-OFDM Module 1

NR Band n261

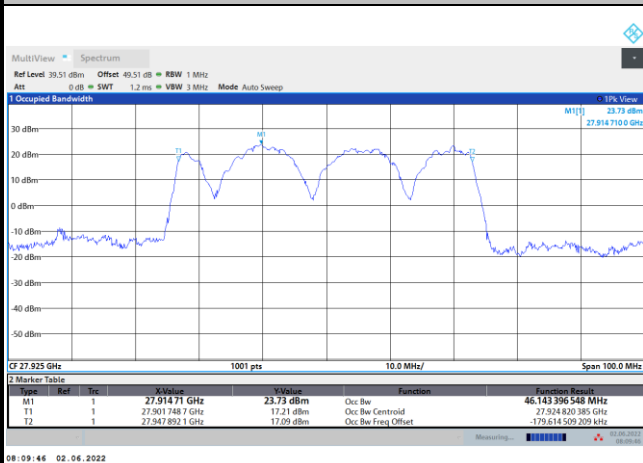
Lowest Channel / 50MHz / 16QAM



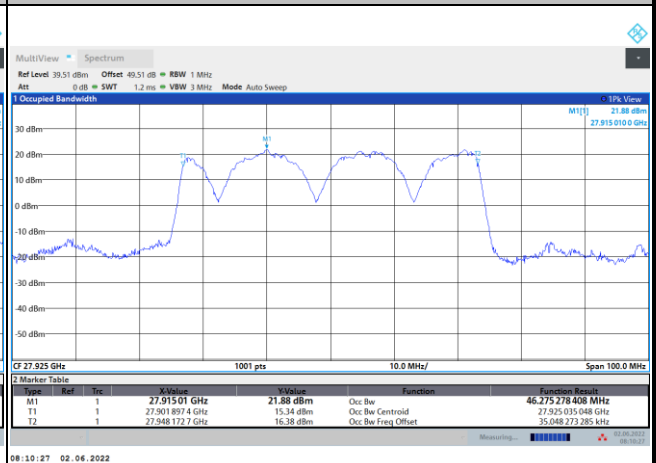
Lowest Channel / 50MHz / 64QAM



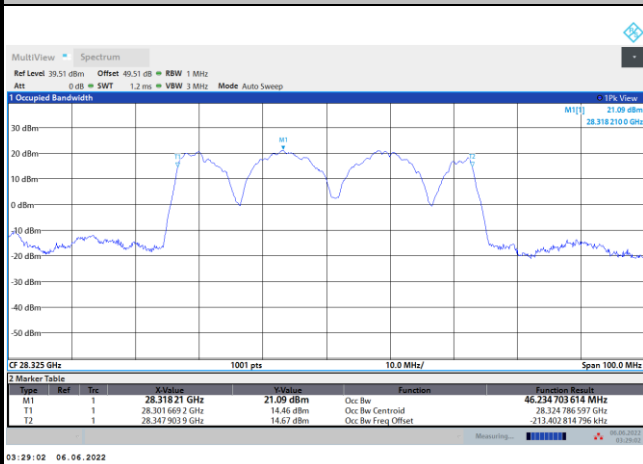
Middle Channel / 50MHz / 16QAM



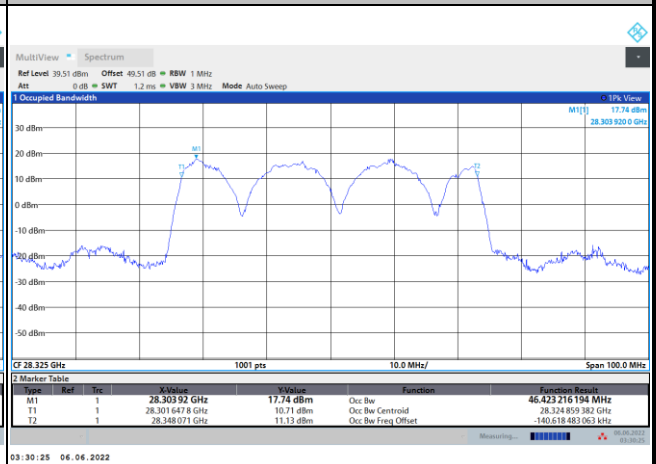
Middle Channel / 50MHz / 64QAM



Highest Channel / 50MHz / 16QAM



Highest Channel / 50MHz / 64QAM

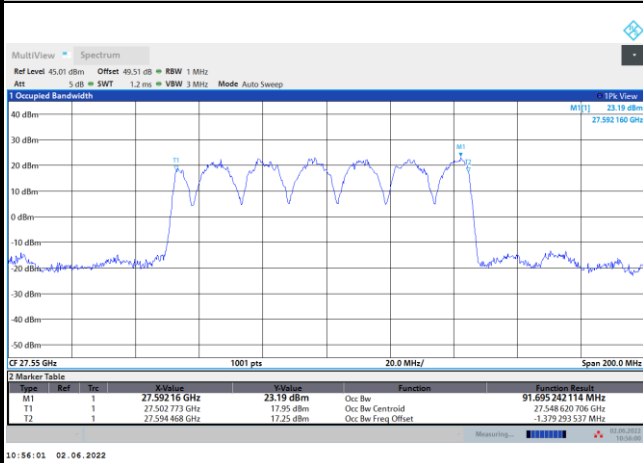




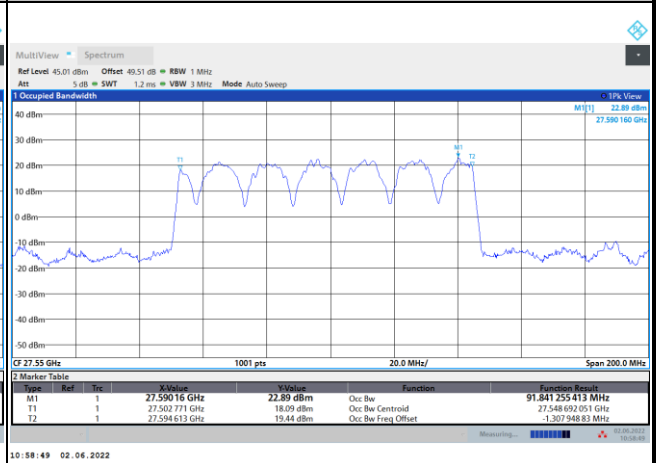
DFT-s-OFDM Module 1

NR Band n261

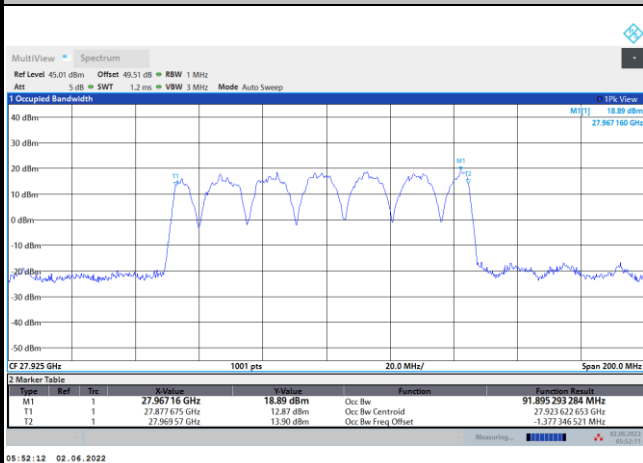
Lowest Channel / 100MHz / BPSK



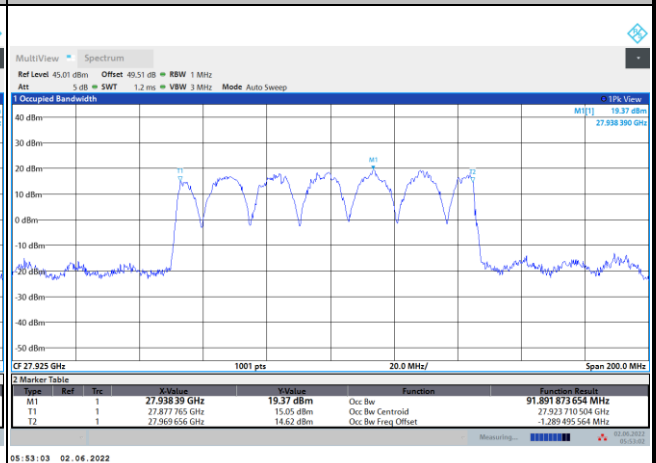
Lowest Channel / 100MHz / QPSK



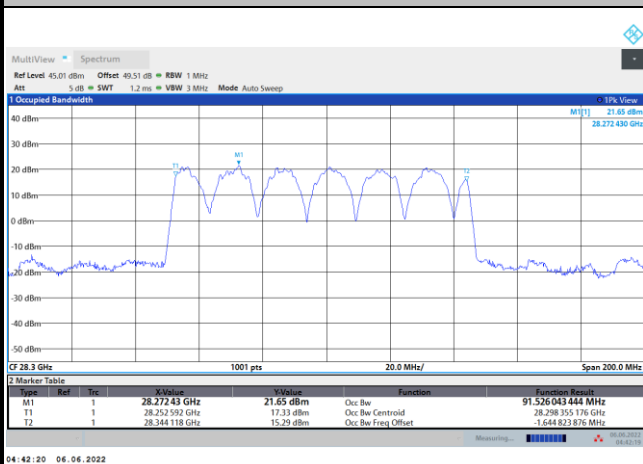
Middle Channel / 100MHz / BPSK



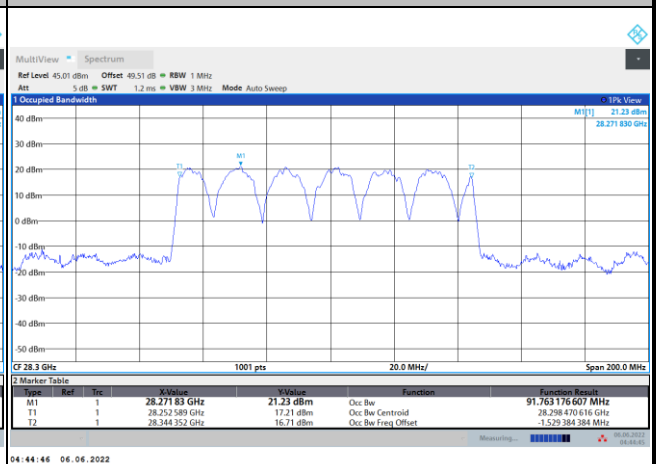
Middle Channel / 100MHz / QPSK



Highest Channel / 100MHz / BPSK



Highest Channel / 100MHz / QPSK

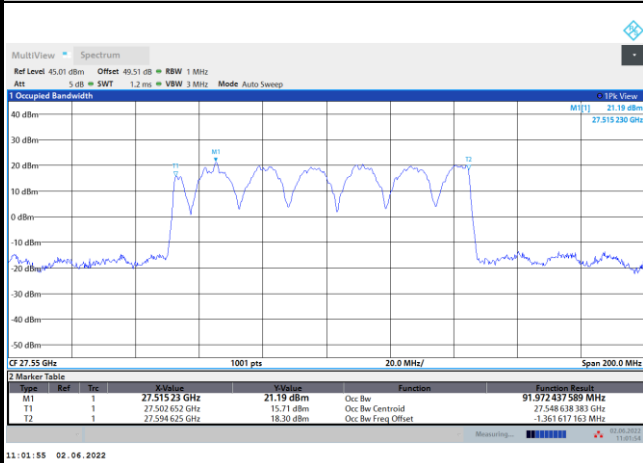




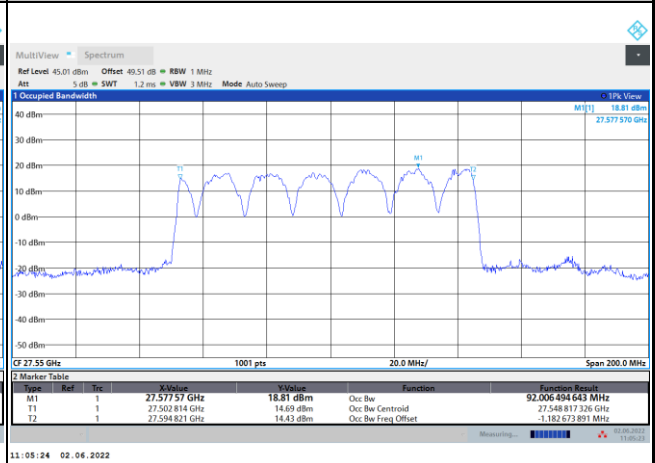
DFT-s-OFDM Module 1

NR Band n261

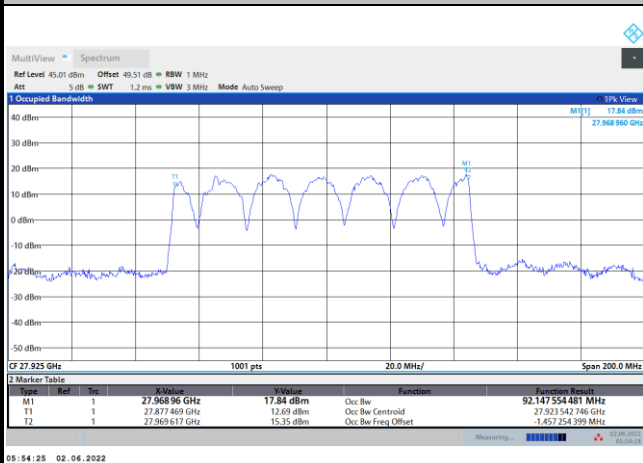
Lowest Channel / 100MHz / 16QAM



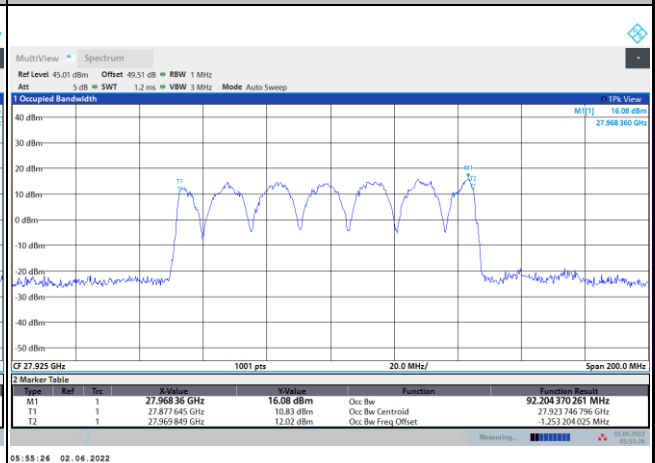
Lowest Channel / 100MHz / 64QAM



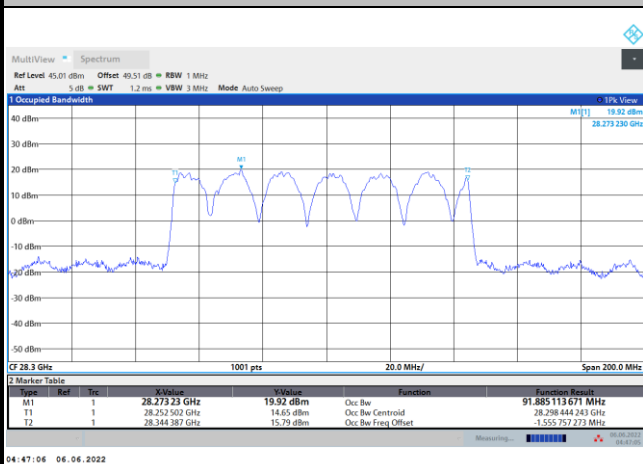
Middle Channel / 100MHz / 16QAM



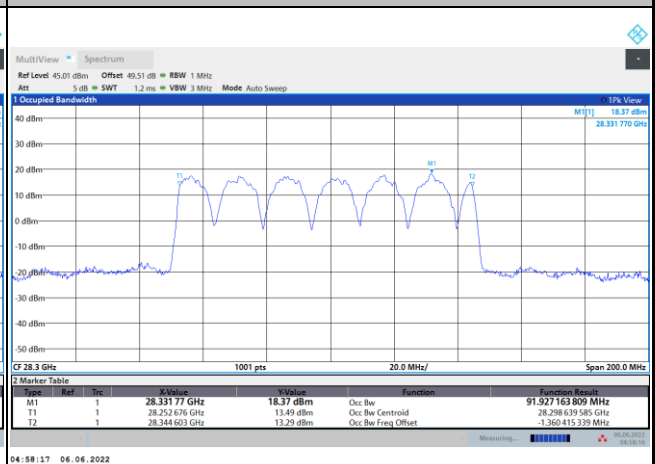
Middle Channel / 100MHz / 64QAM



Highest Channel / 100MHz / 16QAM



Highest Channel / 100MHz / 64QAM

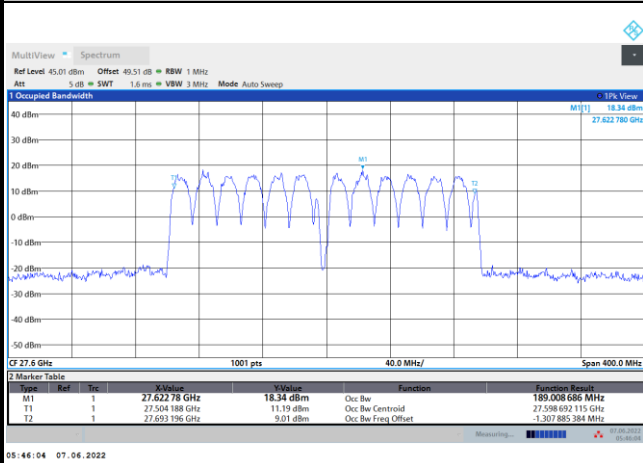




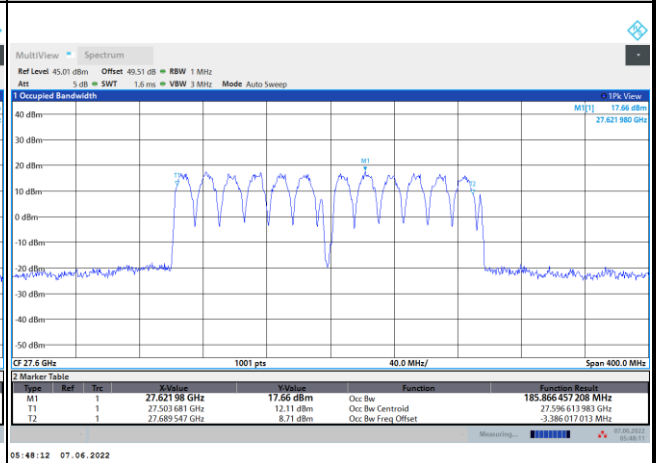
DFT-s-OFDM Module 1

NR Band n261

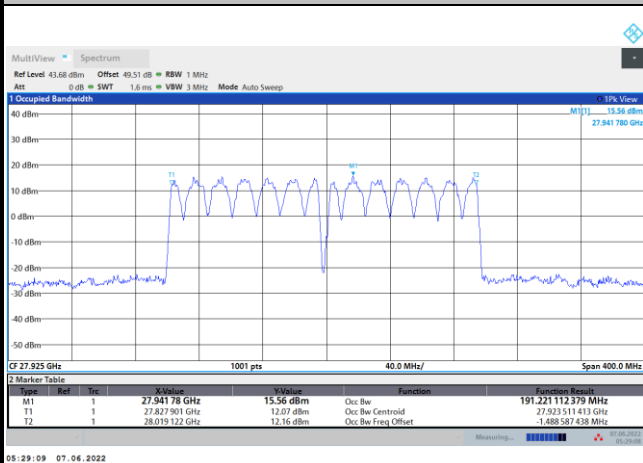
Lowest Channel / 200MHz / BPSK



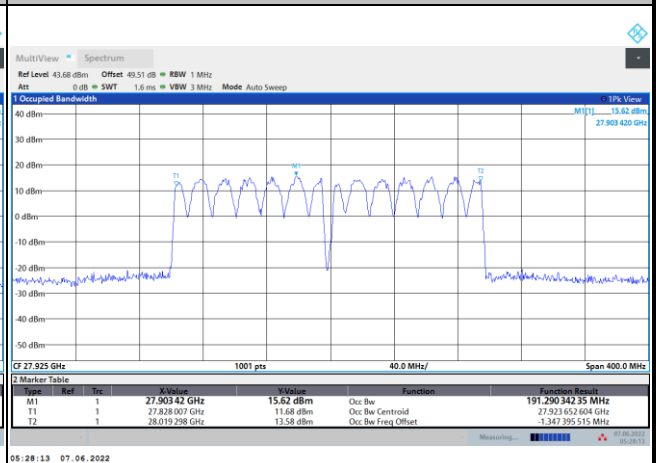
Lowest Channel / 200MHz / QPSK



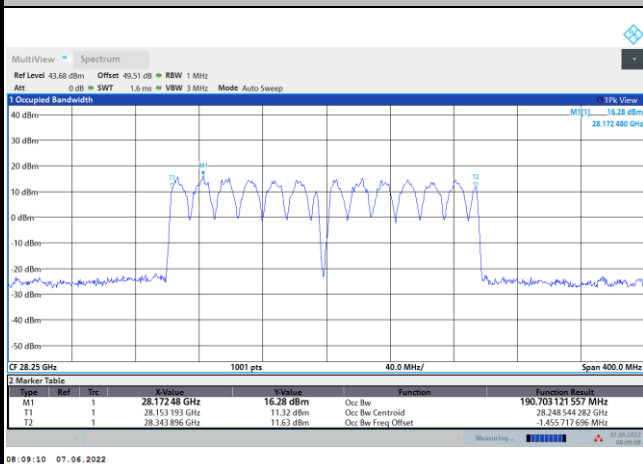
Middle Channel / 200MHz / BPSK



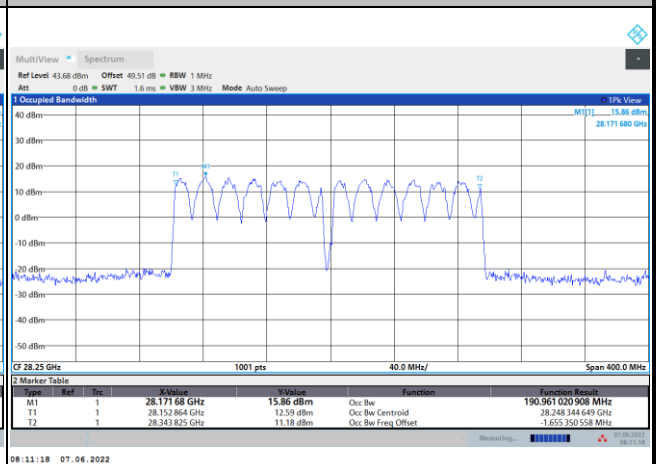
Middle Channel / 200MHz / QPSK



Highest Channel / 200MHz / BPSK



Highest Channel / 200MHz / QPSK

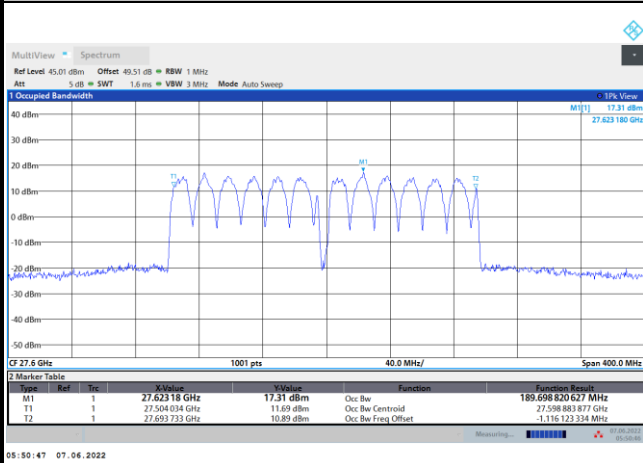




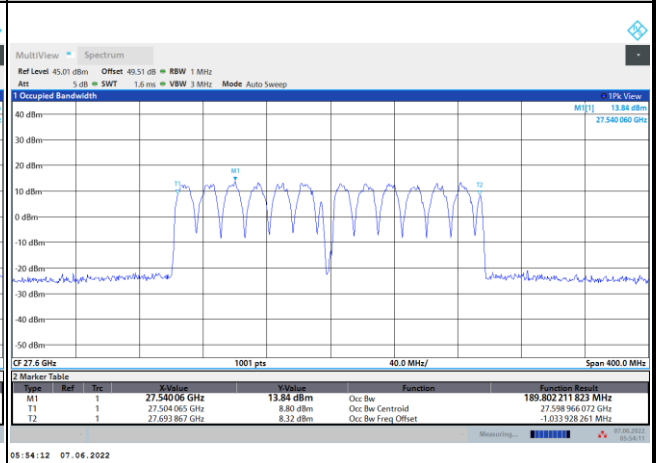
DFT-s-OFDM Module 1

NR Band n261

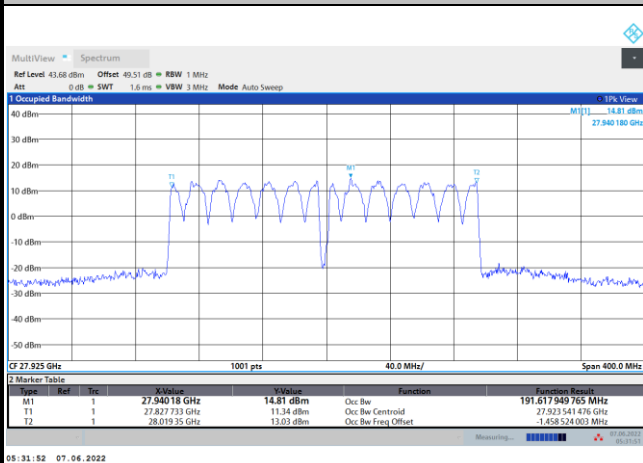
Lowest Channel / 200MHz / 16QAM



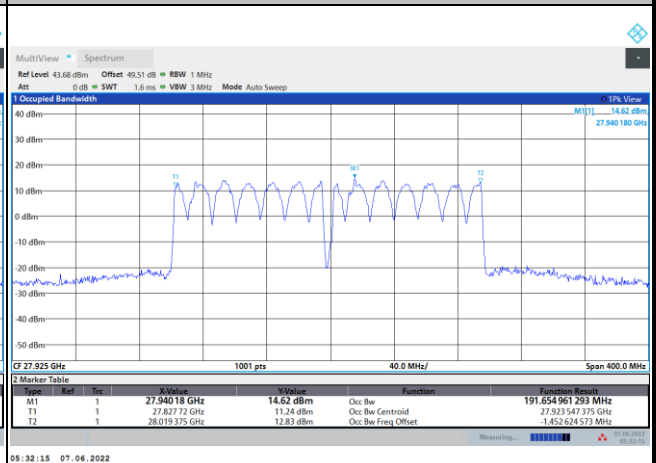
Lowest Channel / 200MHz / 64QAM



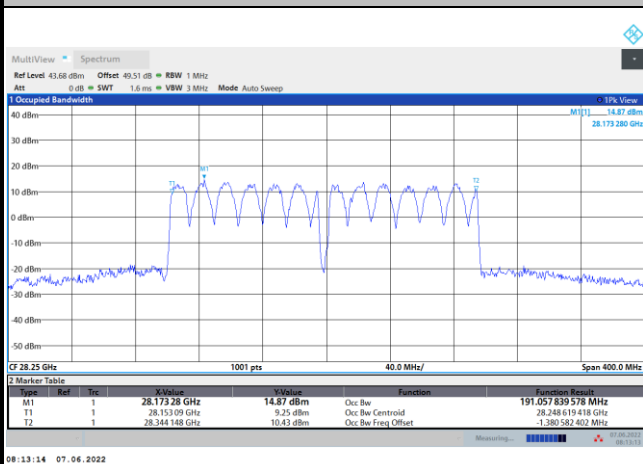
Middle Channel / 200MHz / 16QAM



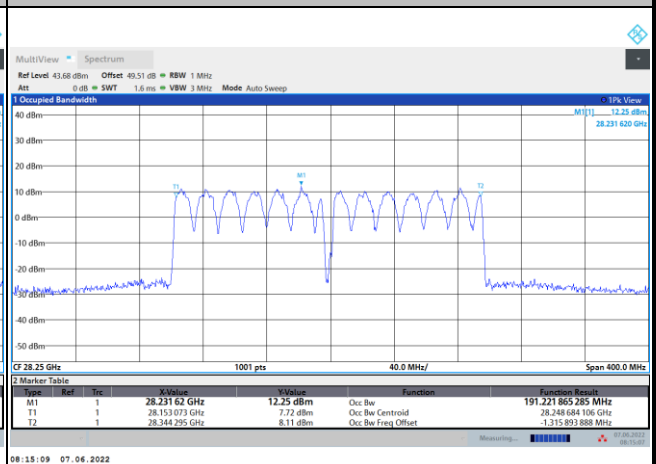
Middle Channel / 200MHz / 64QAM



Highest Channel / 200MHz / 16QAM



Highest Channel / 200MHz / 64QAM

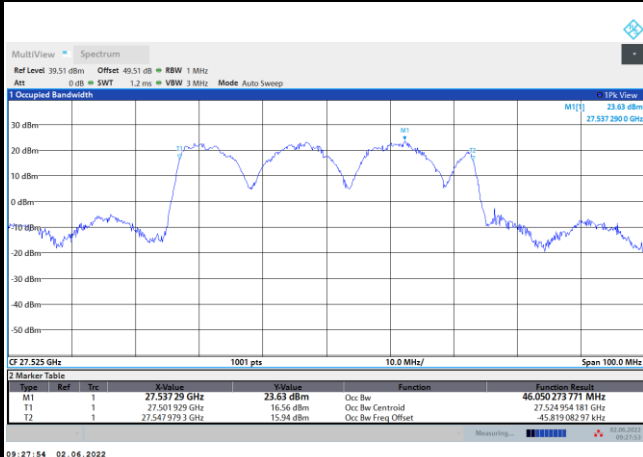




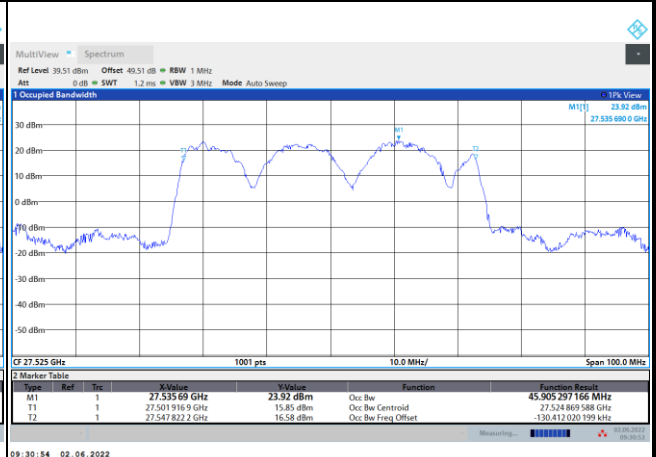
CP-OFDM Module 1

NR Band n261

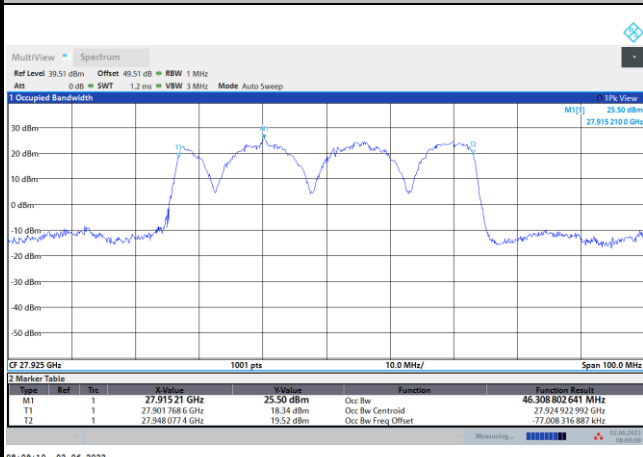
Lowest Channel / 50MHz / QPSK



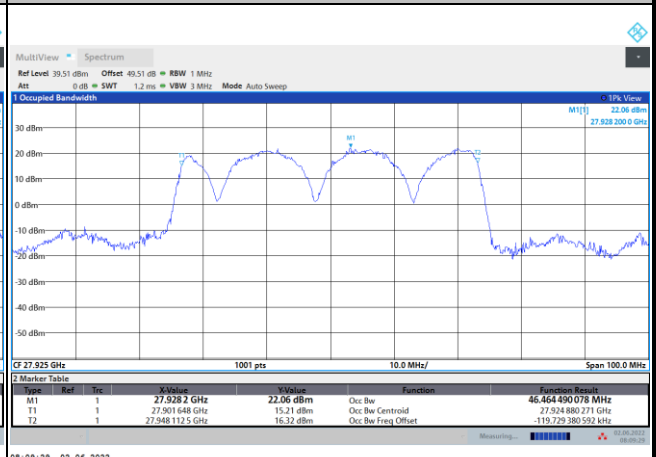
Lowest Channel / 50MHz / 16QAM



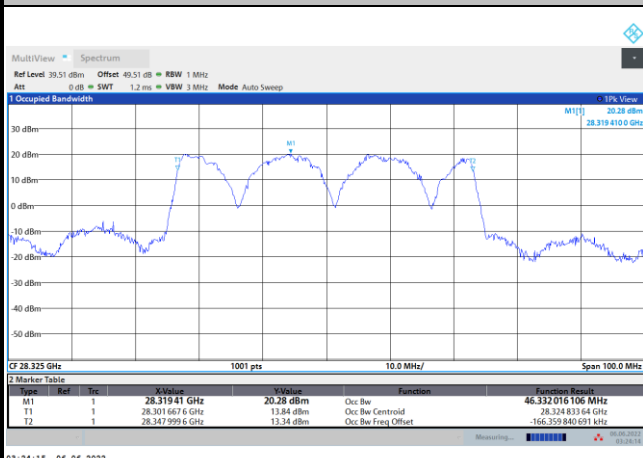
Middle Channel / 50MHz / QPSK



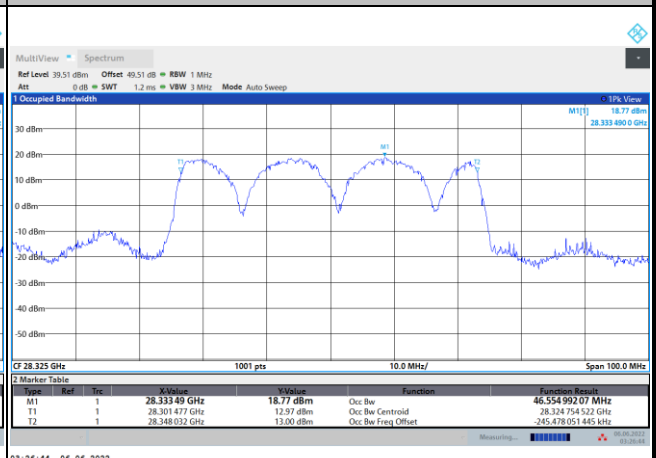
Middle Channel / 50MHz / 16QAM



Highest Channel / 50MHz / QPSK



Highest Channel / 50MHz / 16QAM

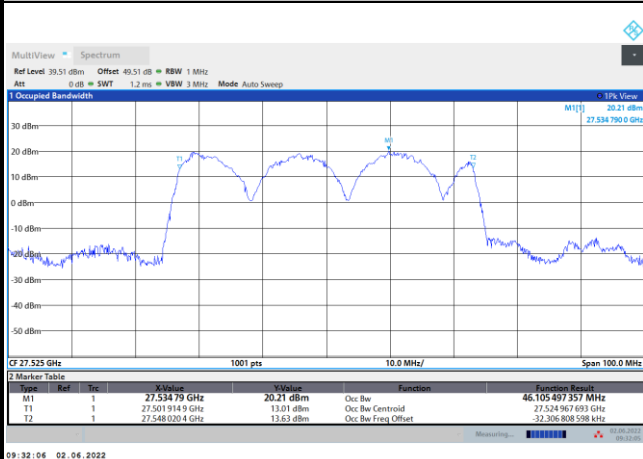




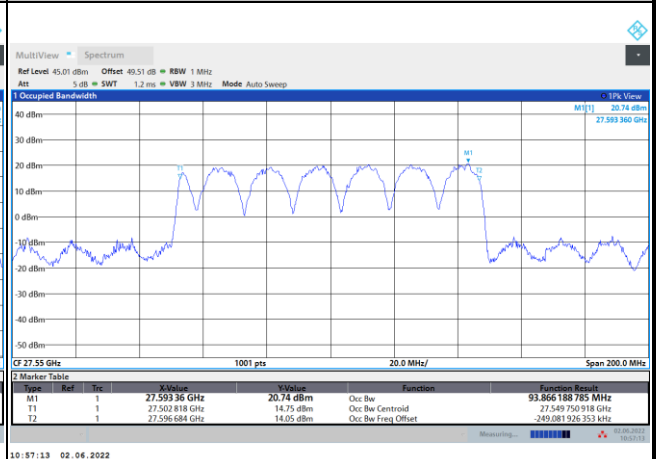
CP-OFDM Module 1

NR Band n261

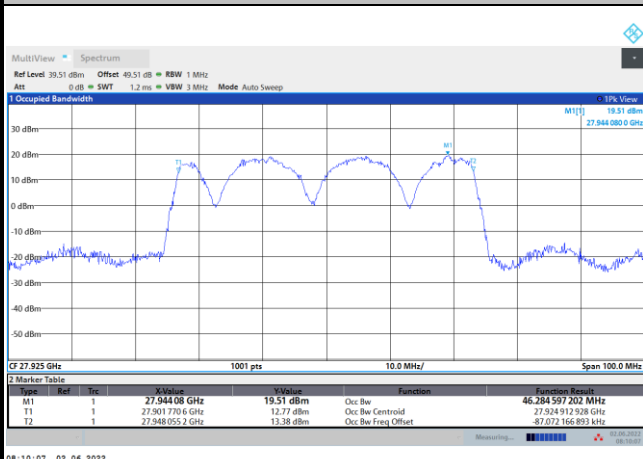
Lowest Channel / 50MHz / 64QAM



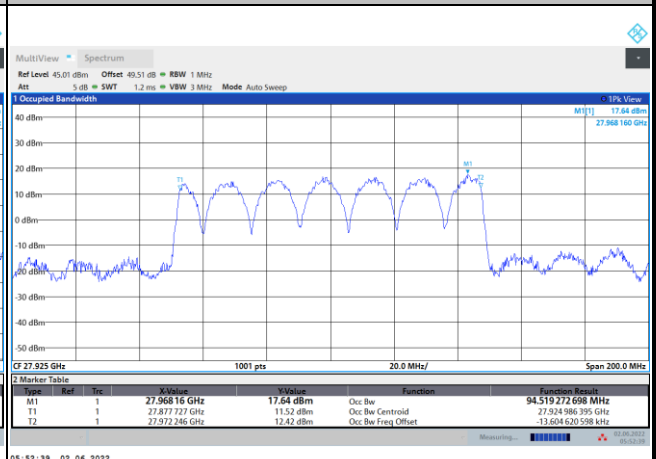
Lowest Channel / 100MHz / QPSK



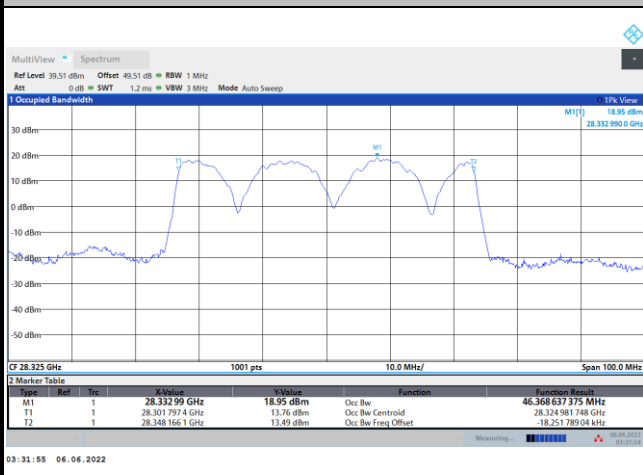
Middle Channel / 50MHz / 64QAM



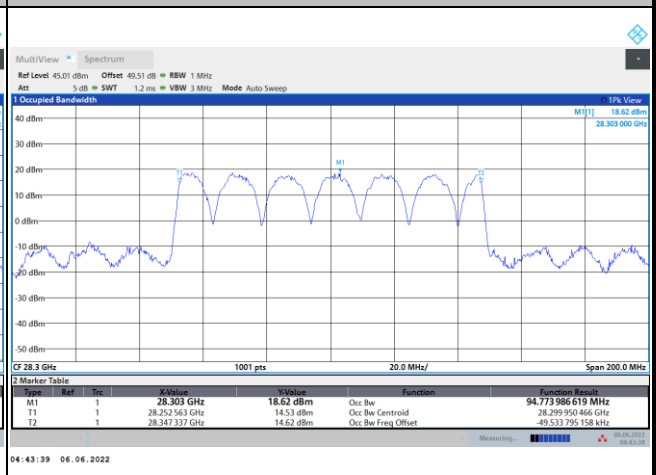
Middle Channel / 100MHz / QPSK



Highest Channel / 50MHz / 64QAM



Highest Channel / 100MHz / QPSK

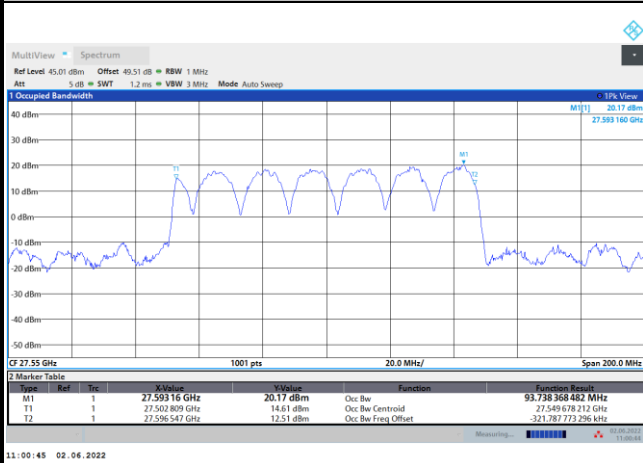




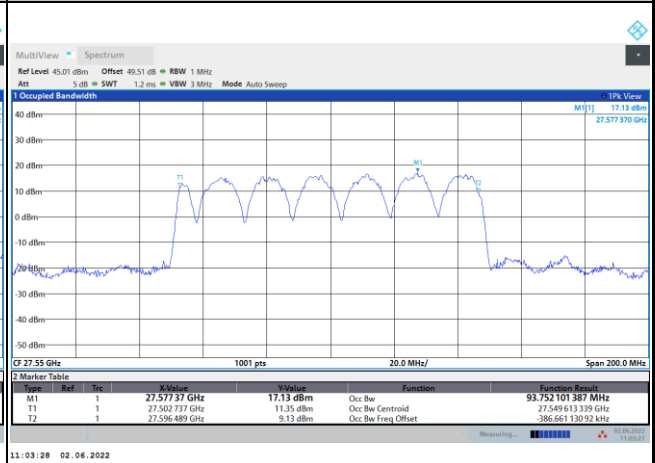
CP-OFDM Module 1

NR Band n261

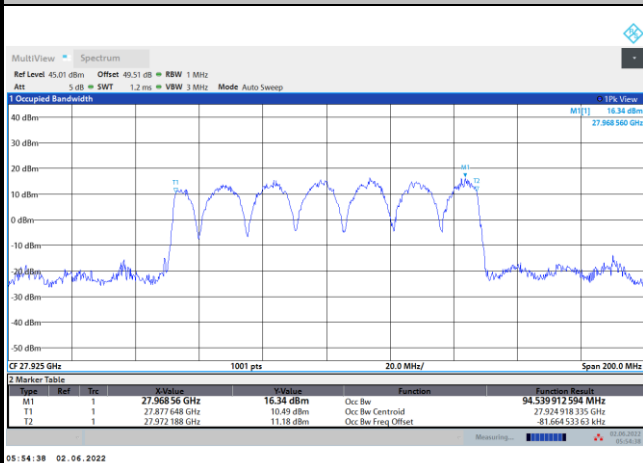
Lowest Channel / 100MHz / 16QAM



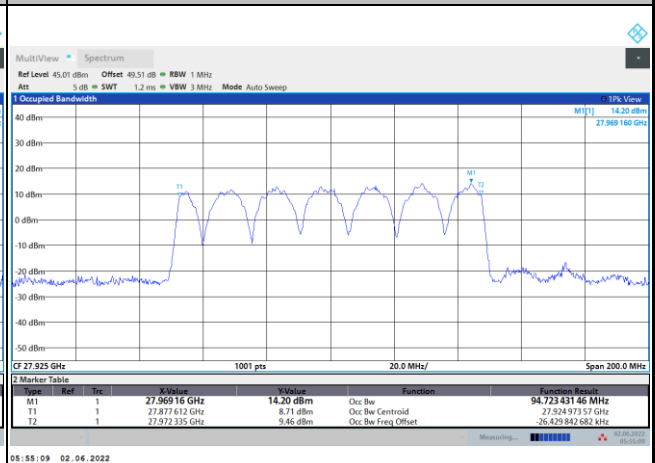
Lowest Channel / 100MHz / 64QAM



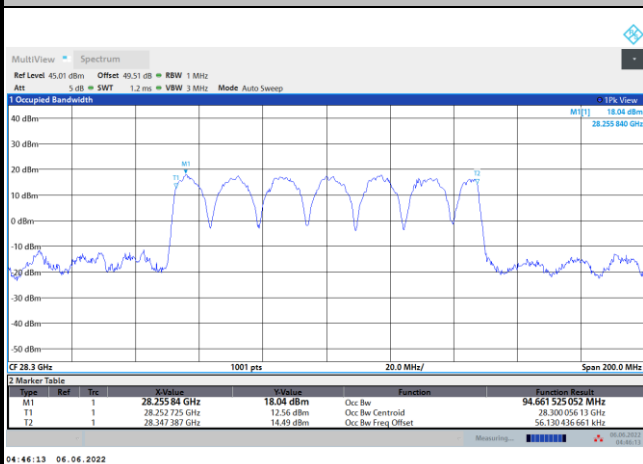
Middle Channel / 100MHz / 16QAM



Middle Channel / 100MHz / 64QAM



Highest Channel / 100MHz / 16QAM



Highest Channel / 100MHz / 64QAM

