



FCC RF Test Report

APPLICANT : Motorola Mobility LLC
EQUIPMENT : Mobile Cellular Phone
BRAND NAME : Motorola
MODEL NAME : XT2205-1, XT2205-2
FCC ID : IHDT56AE7
STANDARD : 47 CFR Part 2, 27 Subpart Q (3450-3550MHz)
CLASSIFICATION : PCS Licensed Transmitter Held to Ear (PCE)
TEST DATE(S) : Apr. 24, 2022 ~ May 31, 2022

We, Sporton International Inc. (ShenZhen), would like to declare that the tested sample has been evaluated in accordance with the procedures given in ANSI C63.26-2015 and shown compliance with the applicable technical standards.

The test results in this report apply exclusively to the tested model / sample. Without written approval of Sporton International Inc. (ShenZhen), the test report shall not be reproduced except in full.

Jason Jia



Approved by: Jason Jia

Sporton International Inc. (ShenZhen)

1/F, 2/F, Bldg 5, Shiling Industrial Zone, Xinwei Village, Xili, Nanshan, Shenzhen, 518055

People's Republic of China



TABLE OF CONTENTS

REVISION HISTORY..... 3
SUMMARY OF TEST RESULT 4
1 GENERAL DESCRIPTION 5
1.1. Applicant 5
1.2. Manufacturer 5
1.3. Product Feature of Equipment Under Test 5
1.4. Product Specification of Equipment Under Test 6
1.5. Modification of EUT 7
1.6. Specification of Accessory 7
1.7. Maximum EIRP Power and Emission Designator 8
1.8. Testing Site 11
1.9. Test Software 11
1.10. Applied Standards 12
2 TEST CONFIGURATION OF EQUIPMENT UNDER TEST 13
1.11. Test Mode 13
1.12. Connection Diagram of Test System 15
1.13. Support Unit used in test configuration and system 15
1.14. Measurement Results Explanation Example 15
1.15. Frequency List of Low/Middle/High Channels 16
3 CONDUCTED TEST ITEMS 18
1.16. Measuring Instruments 18
1.17. Test Setup 18
1.18. Test Result of Conducted Test 18
1.19. Conducted Output Power Measurement 19
1.20. Peak-to-Average Ratio 20
1.21. EIRP 21
1.22. Occupied Bandwidth 22
1.23. Conducted Band Edge Measurement 23
1.24. Conducted Spurious Emission Measurement 24
1.25. Frequency Stability Measurement 25
4 RADIATED TEST ITEMS 26
1.26. Measuring Instruments 26
1.27. Test Setup 26
1.28. Test Result of Radiated Test 27
1.29. Radiated Spurious Emission Measurement 28
5 LIST OF MEASURING EQUIPMENT 29
6 UNCERTAINTY OF EVALUATION 30
APPENDIX A. TEST RESULTS OF CONDUCTED TEST
APPENDIX B. TEST RESULTS OF RADIATED TEST
APPENDIX C. TEST SETUP PHOTOGRAPHS

SUMMARY OF TEST RESULT

Report Section	FCC Rule	Description	Limit	Result	Remark
1.19	§2.1046	Conducted Output Power	—	Report Only	-
1.20	§27.50 (k)(4)	Peak-to-Average Ratio	<13dB	PASS	
1.21	§27.50 (k)(3)	EIRP	EIRP < 1W (30dBm)	PASS	-
1.22	§2.1049	Occupied Bandwidth	—	Report Only	-
1.23	§2.1051 §27.53 (n)(2)	Conducted Band Edge Measurement	-13dBm/MHz	PASS	-
1.24	§2.1051 §27.53 (n)(2)	Conducted Spurious Emission	-13dBm/MHz	PASS	-
1.25	§2.1055 §27.54	Frequency Stability Temperature & Voltage	Within the band	PASS	-
1.29	§2.1053 §27.53 (n)(2)	Radiated Spurious Emission	-13dBm/MHz	PASS	Under limit 13.50 dB at 10875.00 MHz

Declaration of Conformity:
The test results with all measurement uncertainty excluded are presented in accordance with the regulation limits or requirements declared by manufacturers.
Comments and Explanations:
The declared of product specification for EUT presented in the report are provided by the manufacturer, and the manufacturer takes all the responsibilities for the accuracy of product specification.



1 General Description

1.1. Applicant

Motorola Mobility LLC
222 W,Merchandise Mart Plaza, Chicago IL 60654 USA

1.2. Manufacturer

Motorola Mobility LLC
222 W,Merchandise Mart Plaza, Chicago IL 60654 USA

1.3. Product Feature of Equipment Under Test

Product Feature	
Equipment	Mobile Cellular Phone
Brand Name	Motorola
Model Name	XT2205-1, XT2205-2
FCC ID	IHDT56AE7
IMEI Code	Radiation: 357910940014326 Conducted: 355486330007578/351397430007982
HW Version	DVT2
SW Version	S2ST32.48
EUT Stage	Identical Prototype

1.4. Product Specification of Equipment Under Test

Product Feature	
Tx/Rx Frequency	5G NR n77: 3450 MHz ~ 3550 MHz 5G NR n78: 3450 MHz ~ 3550 MHz
SCS	15kHz, 30kHz
Bandwidth	n77/n78(15kHz): 10 / 15 / 20 / 25 / 30 / 40 / 50MHz n77/n78(30kHz): 10 / 15 / 20 / 25 / 30 / 40 / 50 / 60 / 70 / 80 / 90 / 100MHz
Antenna Gain	Ant. 3: 5G NR n77: -6.3 dBi 5G NR n78: -6.8 dBi Ant. 4: 5G NR n77: -5.7 dBi 5G NR n78: -5.2 dBi Ant. 5: 5G NR n77: -10 dBi 5G NR n78: -10 dBi Ant. 8: 5G NR n77: -7.2 dBi 5G NR n78: -7.2 dBi
Type of Modulation	CP-OFDM: QPSK / 16QAM / 64QAM / 256QAM DFT-s-OFDM: PI/2 BPSK / QPSK / 16QAM / 64QAM / 256QAM

Remark:

1. The maximum ERP is calculated from max Output power and antenna gain, only the maximum ERP are shown in the report, 5G NR n77/n78 for Antenna 3 and n77 UL MIMO for Antenna 3+5.
2. The device supports n77(2T4R) SRS resources on Antenna 3/4/5/8, only the test data of worst Antenna 3 is showed in the report according to the maximum power.
3. 5G NR n77/n78 support SA and NSA mode. The whole testing has assessed SA mode for n77 by referring to the higher conducted power for conducted test items.
4. The device supports HPUE mode for 5G NR n77.
5. For 5G NR n78, all the supported EN-DC combinations are verified conducted power, only the EN-DC combination with highest power are shown in the report
6. The EN-DC mode combination could be referred to the product spec.
7. 5G NR n77 support MIMO Antenna Ant(3+5) / Ant(4+8), only the maximum Ant(3+5) is shown in the report.
8. MIMO Antenna gain = $10 \log[(10^{G1/20} + 10^{G2/20})^2 / 2]$.
9. For n77 MIMO mode, the conducted BE/Spurious are tested at single antenna port and add $10 * \log(NANT)$ according to KDB 662911 D01.

1.5. Modification of EUT

No modifications are made to the EUT during all test items.

1.6. Specification of Accessory

Specification of Accessory				
AC Adapter 1	Brand Name	Motorola(Salom)	Model Name	MC-301
AC Adapter 2	Brand Name	Motorola(Acbel)	Model Name	MC-301
Battery	Brand Name	Motorola(ATL)	Model Name	NF50
USB Cable 1	Brand Name	Motorola(Saibao)	Model Name	SC18D13215
USB Cable 2	Brand Name	Motorola(Cabletech)	Model Name	SC18D13216
USB Cable 3	Brand Name	Motorola(Luxshare)	Model Name	SC18D13217

1.7. Maximum EIRP Power and Emission Designator

5G NR n77 -15kHz		PI/2 BPSK / QPSK		16QAM/64QAM/256QAM	
BW (MHz)	Frequency Range (MHz)	Maximum EIRP(W)	Emission Designator (99%OBW)	Maximum EIRP(W)	Emission Designator (99%OBW)
10	3455.01 ~ 3544.995	0.0995	9M27G7D	0.0793	9M28W7D
15	3457.5 ~ 3542.49	0.1014	14M1G7D	0.0802	14M1W7D
20	3460.005 ~ 3540	0.0986	18M9G7D	0.0836	18M9W7D
25	3462.51 ~ 3537.495	0.0984	23M7G7D	0.0802	23M7W7D
30	3465 ~ 3534.99	0.0995	28M6G7D	0.0804	28M6W7D
40	3470.01 ~ 3529.995	0.0991	38M6G7D	0.0809	38M6W7D
50	3475.005 ~ 3525	0.0984	48M3G7D	0.0811	48M2W7D

5G NR n77 MIMO -15kHz		PI/2 BPSK / QPSK		16QAM/64QAM/256QAM	
BW (MHz)	Frequency Range (MHz)	Maximum EIRP(W)	Emission Designator (99%OBW)	Maximum EIRP(W)	Emission Designator (99%OBW)
10	3455.01 ~ 3544.995	0.1270	9M28G7D	0.0995	9M29W7D
15	3457.5 ~ 3542.49	0.1282	14M1G7D	0.1005	14M1W7D
20	3460.005 ~ 3540	0.1272	18M9G7D	0.1003	18M9W7D
25	3462.51 ~ 3537.495	0.1250	23M7G7D	0.0965	23M7W7D
30	3465 ~ 3534.99	0.1268	28M6G7D	0.0998	28M6W7D
40	3470.01 ~ 3529.995	0.1266	38M6G7D	0.0995	38M6W7D
50	3475.005 ~ 3525	0.1249	48M3G7D	0.0979	48M2W7D



5G NR n77 -30kHz		PI/2 BPSK / QPSK		16QAM/64QAM/256QAM	
BW (MHz)	Frequency Range (MHz)	Maximum EIRP(W)	Emission Designator (99%OBW)	Maximum EIRP(W)	Emission Designator (99%OBW)
10	3455.01 ~ 3544.98	0.0902	8M59G7D	0.0728	8M59W7D
15	3457.5 ~ 3542.49	0.0899	13M5G7D	0.0731	13M6W7D
20	3460.02 ~ 3540	0.0902	18M2G7D	0.0729	18M2W7D
25	3462.51 ~ 3537.48	0.0897	23M2G7D	0.0731	23M2W7D
30	3465 ~ 3534.99	0.0908	27M9G7D	0.0729	27M9W7D
40	3470.01 ~ 3529.98	0.0908	37M7G7D	0.0745	37M9W7D
50	3475.02 ~ 3525	0.0906	47M4G7D	0.0738	47M5W7D
60	3480 ~ 3519.99	0.0904	57M8G7D	0.0736	57M8W7D
70	3485.01 ~ 3514.98	0.1005	67M5G7D	0.0820	67M4W7D
80	3490.02 ~ 3510	0.0998	77M3G7D	0.0824	77M5W7D
90	3495 ~ 3504.99	0.0995	87M3G7D	0.0769	87M5W7D
100	3500.01 ~ 3500.01	0.0944	97M4G7D	0.0748	97M5W7D

5G NR n77 MIMO -30kHz		PI/2 BPSK / QPSK		16QAM/64QAM/256QAM	
BW (MHz)	Frequency Range (MHz)	Maximum EIRP(W)	Emission Designator (99%OBW)	Maximum EIRP(W)	Emission Designator (99%OBW)
10	3455.01 ~ 3544.98	0.1319	8M59G7D	0.1051	8M61W7D
15	3457.5 ~ 3542.49	0.1311	13M6G7D	0.1038	13M6W7D
20	3460.02 ~ 3540	0.1307	18M2G7D	0.1033	18M2W7D
25	3462.51 ~ 3537.48	0.1299	23M2G7D	0.1030	23M2W7D
30	3465 ~ 3534.99	0.1298	27M8G7D	0.1017	27M9W7D
40	3470.01 ~ 3529.98	0.1305	37M8G7D	0.1068	37M9W7D
50	3475.02 ~ 3525	0.1292	47M5G7D	0.1026	47M6W7D
60	3480 ~ 3519.99	0.1274	57M9G7D	0.1016	57M9W7D
70	3485.01 ~ 3514.98	0.1278	67M5G7D	0.1018	67M4W7D
80	3490.02 ~ 3510	0.1285	77M5G7D	0.1023	77M6W7D
90	3495 ~ 3504.99	0.1269	87M4G7D	0.1033	87M5W7D
100	3500.01 ~ 3500.01	0.1259	97M5G7D	0.1016	97M7W7D



5G NR n78 NSA-15kHz (EN DC_2A-n78A)		PI/2 BPSK / QPSK		16QAM/64QAM/256QAM	
BW (MHz)	Frequency Range (MHz)	Maximum EIRP(W)	Emission Designator (99%OBW)	Maximum EIRP(W)	Emission Designator (99%OBW)
10	3455.01 ~ 3544.995	0.0467	9M27G7D	0.0435	9M28W7D
15	3457.5 ~ 3542.49	0.0469	14M1G7D	0.0433	14M1W7D
20	3460.005 ~ 3540	0.0473	18M9G7D	0.0430	18M9W7D
25	3462.51 ~ 3537.495	0.0470	23M7G7D	0.0437	23M7W7D
30	3465 ~ 3534.99	0.0465	28M6G7D	0.0440	28M6W7D
40	3470.01 ~ 3529.995	0.0476	38M6G7D	0.0441	38M6W7D
50	3475.005 ~ 3525	0.0467	48M3G7D	0.0427	48M2W7D

5G NR n78-30kHz		PI/2 BPSK / QPSK		16QAM/64QAM/256QAM	
BW (MHz)	Frequency Range (MHz)	Maximum EIRP(W)	Emission Designator (99%OBW)	Maximum EIRP(W)	Emission Designator (99%OBW)
10	3455.01 ~ 3544.98	0.0390	8M59G7D	0.0315	8M59W7D
15	3457.5 ~ 3542.49	0.0394	13M5G7D	0.0317	13M6W7D
20	3460.02 ~ 3540	0.0398	18M2G7D	0.0325	18M2W7D
25	3462.51 ~ 3537.48	0.0396	23M2G7D	0.0323	23M2W7D
30	3465 ~ 3534.99	0.0405	27M9G7D	0.0323	27M9W7D
40	3470.01 ~ 3529.98	0.0340	37M7G7D	0.0327	37M9W7D
50	3475.02 ~ 3525	0.0408	47M4G7D	0.0332	47M5W7D
60	3480 ~ 3519.99	0.0402	57M8G7D	0.0327	57M8W7D
70	3485.01 ~ 3514.98	0.0394	67M5G7D	0.0319	67M4W7D
80	3490.02 ~ 3510	0.0394	77M3G7D	0.0320	77M5W7D
90	3495 ~ 3504.99	0.0403	87M3G7D	0.0315	87M5W7D
100	3500.01 ~ 3500.01	0.0385	97M4G7D	0.0305	97M5W7D

Note:

1. 5G NR Band n77 support HPUE, n78 not support HPUE, therefore n77 and n78 maximum power are tested separately.
2. 5G NR Band n77 overlaps the entire frequency range of Band n78, and n77 power > n78 power, therefore the conducted test results of n77 provided in this report cover n78.
3. All modulations have been tested, and only the worst test results of PSK & QAM are shown in the report.

1.8. Testing Site

Sporton International Inc. (Shenzhen) is accredited to ISO/IEC 17025:2017 by American Association for Laboratory Accreditation with Certificate Number 5145.01.

Test Firm	Sporton International Inc. (Shenzhen)		
Test Site Location	1/F, 2/F, Bldg 5, Shiling Industrial Zone, Xinwei Village, Xili, Nanshan, Shenzhen, 518055 People's Republic of China TEL: +86-755-86379589 FAX: +86-755-86379595		
Test Site No.	Sporton Site No.	FCC Designation No.	FCC Test Firm Registration No.
	TH01-SZ	CN1256	421272

Test Firm	Sporton International Inc. (Shenzhen)		
Test Site Location	101, 1st Floor, Block B, Building 1, No. 2, Tengfeng 4th Road, Fenghuang Community, Fuyong Street, Baoan District, Shenzhen City Guangdong Province China 518103 TEL: +86-755-33202398		
Test Site No.	Sporton Site No.	FCC Designation No.	FCC Test Firm Registration No.
	03CH01-SZ	CN1256	421272

1.9. Test Software

Item	Site	Manufacturer	Name	Version
1.	03CH01-SZ	AUDIX	E3	6.2009-8-24

1.10. Applied Standards

According to the specifications of the manufacturer, the EUT must comply with the requirements of the following standards:

- ♦ 47 CFR Part 2, 27Q
- ♦ ANSI C63.26-2015
- ♦ FCC KDB 971168 Power Meas License Digital Systems D01 v03r01
- ♦ FCC KDB 412172 D01 Determining ERP and EIRP v01r01
- ♦

Remark:

1. All test items were verified and recorded according to the standards and without any deviation during the test.
2. This EUT has also been tested and complied with the requirements of FCC Part 15, Subpart B, recorded in a separate test report.

2 Test Configuration of Equipment Under Test

1.11. Test Mode

Antenna port conducted and radiated test items listed below are performed according to KDB 971168 D01 Power Meas. License Digital Systems v03r01 with maximum output power.

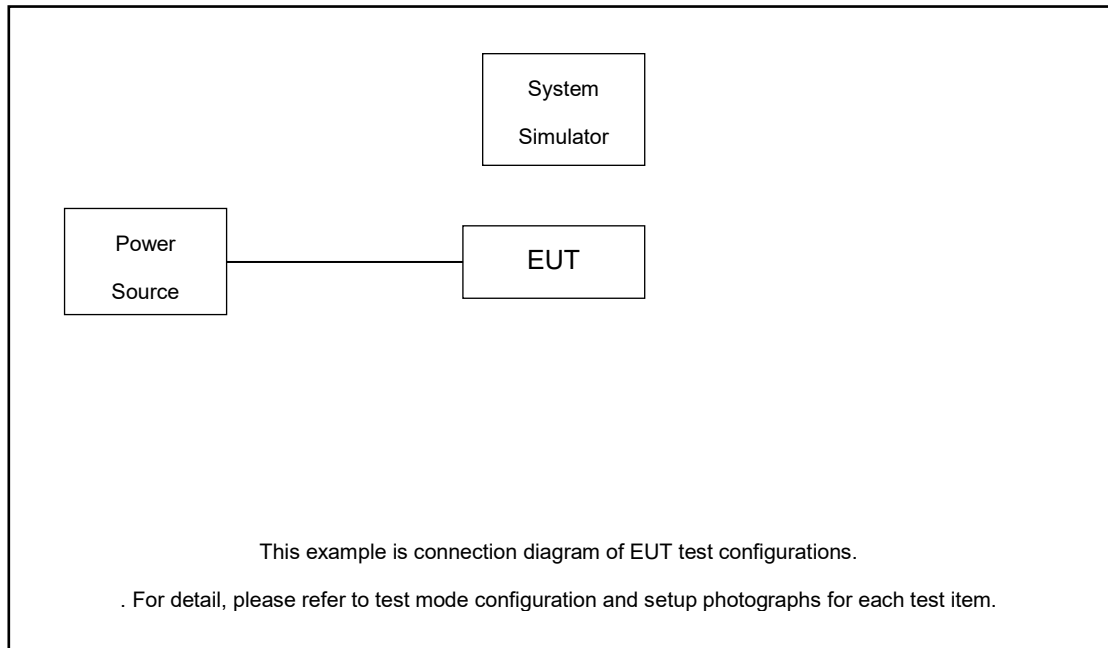
For radiated measurement, pre-scanned in three orthogonal panels, X, Y, Z. The worst cases (X plane) were recorded in this report.

Test Items	5G NR	Bandwidth (MHz)									Modulation					RB #		Test Channel		
		10	15	20	25	30	40	50	60-90	100	PI/2 BPSK	QPSK	16QAM	64QAM	256 QAM	1	Full	L	M	H
Max. Output Power	n77	v	v	v	v	v	v	v	v	v	v	v	v	v	v	v	v	v	v	v
	n78	v	v	v	v	v	v	v	v	v	v	v	v	v	v	v	v	v	v	v
Peak-to-Average Ratio	n77			v							v	v				v	v	v	v	v
26dB and 99% Bandwidth	n77	v	v	v	v	v	v	v	v	v	v	v	v	v	v		v		v	
Conducted Band Edge	n77	v				v		v		v	v	v				v	v	v		v
Conducted Spurious Emission	n77	v				v		v		v	v	v				v		v	v	v
Frequency Stability	n77			v								v					v		v	
E.R.P / E.I.R.P	n77	v	v	v	v	v	v	v	v	v	v	v	v	v	v	v	v	v	v	v
Radiated Spurious Emission	n77	Worst Case																v	v	v
	n78	Worst Case																v	v	v
Note	1. The mark "v " means that this configuration is chosen for testing 2. The mark "-" means that this bandwidth is not supported. 3. The device is investigated from 30MHz to 10 times of fundamental signal for radiated spurious emission test under different RB size/offset and modulations in exploratory test. Subsequently, only the worst case emissions are reported. 4. Normal Voltage: 3.89Vdc, Extreme Voltage: 3.6Vdc ~4.48Vdc																			



Test Items	5G NR	Bandwidth (MHz)									Modulation					RB #		Test Channel		
		10	15	20	25	30	40	50	60-90	100	PI/2 BPSK	QPSK	16QAM	64QAM	256 QAM	1	Full	L	M	H
Max. Output Power	n77 MIMO	v	v	v	v	v	v	v	v	v	v	v	v	v	v	v	v	v	v	v
Peak-to-Average Ratio	n77 MIMO			v							v	v				v	v	v	v	v
26dB and 99% Bandwidth	n77 MIMO	v	v	v	v	v	v	v	v	v	v	v	v	v	v		v		v	
Conducted Band Edge	n77 MIMO	v			v			v		v	v	v				v	v	v		v
Conducted Spurious Emission	n77 MIMO	v			v			v		v	v					v		v	v	v
Frequency Stability	n77 MIMO			v							v					v			v	
E.R.P / E.I.R.P	n77 MIMO	v	v	v	v	v	v	v	v	v	v	v	v	v	v	v	v	v	v	v
Radiated Spurious Emission	n77	Worst Case															v	v	v	
	n78	Worst Case															v	v	v	
Note	1. The mark "v" means that this configuration is chosen for testing 2. The mark "-" means that this bandwidth is not supported. 3. The device is investigated from 30MHz to 10 times of fundamental signal for radiated spurious emission test under different RB size/offset and modulations in exploratory test. Subsequently, only the worst case emissions are reported. 4. Normal Voltage: 3.89Vdc, Extreme Voltage: 3.6Vdc ~4.48Vdc																			

1.12. Connection Diagram of Test System



1.13. Support Unit used in test configuration and system

Item	Equipment	Trade Name	Model No.	FCC ID	Data Cable	Power Cord
1.	Power Supply	GWINSTEK	PSS-2002	N/A	N/A	Unshielded, 1.8 m
2.	LTE Base Station	Anritsu	MT8821C	N/A	N/A	Unshielded, 1.8 m
3.	NR Base Station	Anritsu	MT8000A	N/A	N/A	Unshielded, 1.8 m

1.14. Measurement Results Explanation Example

For all conducted test items:

The offset level is set in the spectrum analyzer to compensate the RF cable loss between EUT conducted output port and spectrum analyzer. With the offset compensation, the spectrum analyzer reading level is exactly the EUT RF output level.

The spectrum analyzer offset is derived from RF cable loss.

$$\text{Offset} = \text{RF cable loss.}$$

Following shows an offset computation example with cable loss 8.6 dB.

Example :

$$\begin{aligned} \text{Offset(dB)} &= \text{RF cable loss(dB)}. \\ &= 8.6 \text{ (dB)} \end{aligned}$$

1.15. Frequency List of Low/Middle/High Channels

5G n77/n78 Channel and Frequency List-15kHz				
BW [MHz]	Channel/Frequency(MHz)	Lowest	Middle	Highest
50	Channel	631667	633334	635000
	Frequency	3475.005	3500.01	3525
40	Channel	631334	633334	635333
	Frequency	3470.01	3500.01	3529.995
30	Channel	631000	633334	635666
	Frequency	3465	3500.01	3534.99
25	Channel	630834	633334	635833
	Frequency	3462.51	3500.01	3537.495
20	Channel	630667	633334	636000
	Frequency	3460.005	3500.01	3540
15	Channel	630500	633334	636166
	Frequency	3457.5	3500.01	3542.49
10	Channel	630334	633334	636333
	Frequency	3455.01	3500.01	3544.995



5G n77/n78 Channel and Frequency List-30kHz				
BW [MHz]	Channel/Frequency(MHz)	Lowest	Middle	Highest
100	Channel	-	633334	-
	Frequency	-	3500.01	-
90	Channel	633000	633334	633666
	Frequency	3495	3500.01	3504.99
80	Channel	632668	633334	634000
	Frequency	3490.02	3500.01	3510
70	Channel	632334	633334	634332
	Frequency	3485.01	3500.01	3514.98
60	Channel	632000	633334	634666
	Frequency	3480	3500.01	3519.99
50	Channel	631668	633334	635000
	Frequency	3475.02	3500.01	3525
40	Channel	631334	633334	635332
	Frequency	3470.01	3500.01	3529.98
30	Channel	631000	633334	635666
	Frequency	3465	3500.01	3534.99
25	Channel	630834	633334	635832
	Frequency	3462.51	3500.01	3537.48
20	Channel	630668	633334	636000
	Frequency	3460.02	3500.01	3540
15	Channel	630500	633334	636166
	Frequency	3457.5	3500.01	3542.49
10	Channel	630334	633334	636332
	Frequency	3455.01	3500.01	3544.98


3 Conducted Test Items

1.16. Measuring Instruments

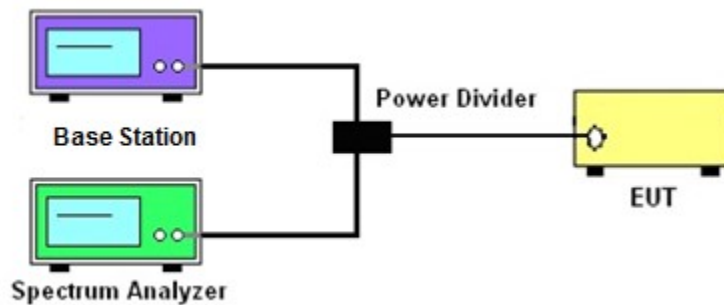
See list of measuring instruments of this test report.

1.17. Test Setup

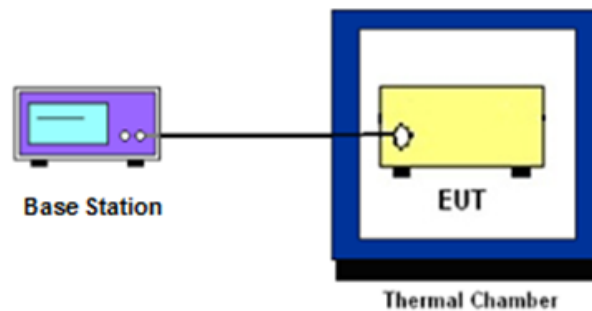
3.1.1 Conducted Output Power



3.1.2 Peak-to-Average Ratio, Occupied / 26dB Bandwidth ,Band-Edge and Conducted Spurious Emission



3.1.3 Frequency Stability



1.18. Test Result of Conducted Test

Please refer to Appendix A.

1.19. Conducted Output Power Measurement

3.1.4 Description of the Conducted Output Power Measurement

A base station simulator was used to establish communication with the EUT. Its parameters were set to transmit the maximum power on the EUT. The measured power in the radio frequency on the transmitter output terminals shall be reported.

3.1.5 Test Procedures

1. The testing follows ANSI C63.26 Section 5.2
2. The transmitter output port was connected to the system simulator.
3. Set EUT at maximum power through the system simulator.
4. Select lowest, middle, and highest channels for each band and different modulation.
5. Measure and record the power level from the system simulator.

1.20. Peak-to-Average Ratio

3.1.6 Description of the PAR Measurement

Power Complementary Cumulative Distribution Function (CCDF) curves provide a means for characterizing the power peaks of a digitally modulated signal on a statistical basis. A CCDF curve depicts the probability of the peak signal amplitude exceeding the average power level. Most contemporary measurement instrumentation include the capability to produce CCDF curves for an input signal provided that the instrument's resolution bandwidth can be set wide enough to accommodate the entire input signal bandwidth. In measuring transmissions in this band using an average power technique, the peak-to-average ratio (PAR) of the transmission may not exceed 13 dB.

3.1.7 Test Procedures

1. The testing follows ANSI C63.26 Section 5.2.3.4 (CCDF).
2. The EUT was connected to spectrum and system simulator via a power divider.
3. Set the CCDF (Complementary Cumulative Distribution Function) option in spectrum analyzer.
4. The highest RF powers were measured and recorded the maximum PAPR level associated with a probability of 0.1 %.
5. Record the deviation as Peak to Average Ratio.

1.21. EIRP

3.1.8 Description of EIRP Limit

§ 27.50 (k)(3)

Mobile devices are limited to 1Watt (30 dBm) EIRP. Mobile devices operating in these bands must employ a means for limiting power to the minimum necessary for successful communications

3.1.9 Test Procedures

1. According to KDB 412172 D01 Power Approach,
2. $EIRP = P_T + G_T - L_C$, $ERP = EIRP - 2.15$, where
 P_T = transmitter output power in dBm
 G_T = gain of the transmitting antenna in dBi
 L_C = signal attenuation in the connecting cable between the transmitter and antenna in dB

1.22. Occupied Bandwidth

3.1.10 Description of Occupied Bandwidth Measurement

The occupied bandwidth is the width of a frequency band such that, below the lower and above the upper frequency limits, the mean powers emitted are each equal to a specified percentage 0.5% of the total mean transmitted power.

The 26 dB emission bandwidth is defined as the frequency range between two points, one above and one below the carrier frequency, at which the spectral density of the emission is attenuated 26 dB below the maximum in-band spectral density of the modulated signal. Spectral density (power per unit bandwidth) is to be measured with a detector of resolution bandwidth equal to approximately 1.0% of the emission bandwidth.

3.1.11 Test Procedures

1. The testing follows ANSI C63.26 Section 5.4
2. The EUT was connected to spectrum analyzer and system simulator via a power divider.
3. The spectrum analyzer center frequency is set to the nominal EUT channel center frequency. The span range for the spectrum analyzer shall be between two and five times the anticipated OBW.
4. The nominal resolution bandwidth (RBW) shall be in the range of 1 to 5 % of the anticipated OBW, and the VBW shall be at least 3 times the RBW.
5. Set the detection mode to peak, and the trace mode to max hold.
6. Determine the reference value: Set the EUT to transmit a modulated signal. Allow the trace to stabilize. Set the spectrum analyzer marker to the highest level of the displayed trace.
(this is the reference value)
7. Determine the “-26 dB down amplitude” as equal to (Reference Value – X).
8. Place two markers, one at the lowest and the other at the highest frequency of the envelope of the spectral display such that each marker is at or slightly below the “-X dB down amplitude” determined in step 6. If a marker is below this “-X dB down amplitude” value it shall be placed as close as possible to this value. The OBW is the positive frequency difference between the two markers.
9. Use the 99 % power bandwidth function of the spectrum analyzer and report the measured bandwidth.

1.23. Conducted Band Edge Measurement

3.1.12 Description of Conducted Band Edge Measurement

§ 27.53 (n)(2)

For mobile operations in the 3450-3550 MHz band, the conducted power of any emission outside the licensee's authorized bandwidth shall not exceed -13 dBm/MHz.

Compliance with this paragraph is based on the use of measurement instrumentation employing a resolution bandwidth of 1 megahertz or greater. However, in the 1 megahertz bands immediately outside and adjacent to the licensee's frequency block, a resolution bandwidth of at least one percent of the emission bandwidth of the fundamental emission of the transmitter may be employed, but limited to a maximum of 200 kHz. In the bands between 1 and 5 MHz removed from the licensee's frequency block, the minimum resolution bandwidth for the measurement shall be 500 kHz.

3.1.13 Test Procedures

1. The testing follows ANSI C63.26 section 5.7
2. The EUT was connected to spectrum analyzer and system simulator via a power divider.
3. The band edges of low and high channels for the highest RF powers were measured.
4. Set RBW \geq 1% EBW but limited to a maximum of 200 kHz in the 1MHz band immediately outside and adjacent to the band edge.
5. Beyond the 1 MHz and 5 MHz removed from the band edge, set RBW \geq 500KHz.
6. Beyond the 5 MHz removed from the band edge, set RBW = 1MHz.
7. Set spectrum analyzer with RMS detector.
8. The RF fundamental frequency should be excluded against the limit line in the operating frequency band.
9. Checked that all the results comply with the emission limit line.

1.24. Conducted Spurious Emission Measurement

3.1.14 Description of Conducted Spurious Emission Measurement

The power of any emission outside of the authorized operating frequency ranges shall not exceed -13 dBm/MHz.

It is measured by means of a calibrated spectrum analyzer and scanned from 9 kHz up to a frequency including its 10th harmonic.

3.1.15 Test Procedures

1. The testing follows ANSI C63.26 section 5.7
2. The EUT was connected to spectrum analyzer and system simulator via a power divider.
3. The RF output of EUT was connected to the spectrum analyzer by RF cable and attenuator. The path loss was compensated to the results for each measurement.
4. The middle channel for the highest RF power within the transmitting frequency was measured.
5. The conducted spurious emission for the whole frequency range was taken.
6. Make the measurement with the spectrum analyzer's RBW = 1MHz, VBW = 3MHz.
7. Set spectrum analyzer with RMS detector.
8. Taking the record of maximum spurious emission.
9. The RF fundamental frequency should be excluded against the limit line in the operating frequency band.
10. Checked that all the results comply with the emission limit line.

1.25. Frequency Stability Measurement

3.1.16 Description of Frequency Stability Measurement

The frequency stability shall be measured by variation of ambient temperature and variation of primary supply voltage to ensure that the fundamental emission stays within the authorized frequency block.

3.1.17 Test Procedures for Temperature Variation

1. The testing follows ANSI C63.26 section 5.6.4
2. The EUT was set up in the thermal chamber and connected with the system simulator.
3. With power OFF, the temperature was decreased to -30°C and the EUT was stabilized before testing. Power was applied and the maximum change in frequency was recorded within one minute.
4. With power OFF, the temperature was raised in 10°C step up to 50°C . The EUT was stabilized at each step for at least half an hour. Power was applied and the maximum frequency change was recorded within one minute.

3.1.18 Test Procedures for Voltage Variation

1. The testing follows ANSI C63.26 section 5.6.5.
2. The EUT was placed in a temperature chamber at $20\pm 5^{\circ}\text{C}$ and connected with the system simulator.
3. The power supply voltage to the EUT was varied from 85% to 115% of the nominal value for other than hand carried battery equipment.
4. For hand carried, battery powered equipment, reduce the primary ac or dc supply voltage to the battery operating end point, which shall be specified by the manufacturer.
5. The variation in frequency was measured for the worst case.

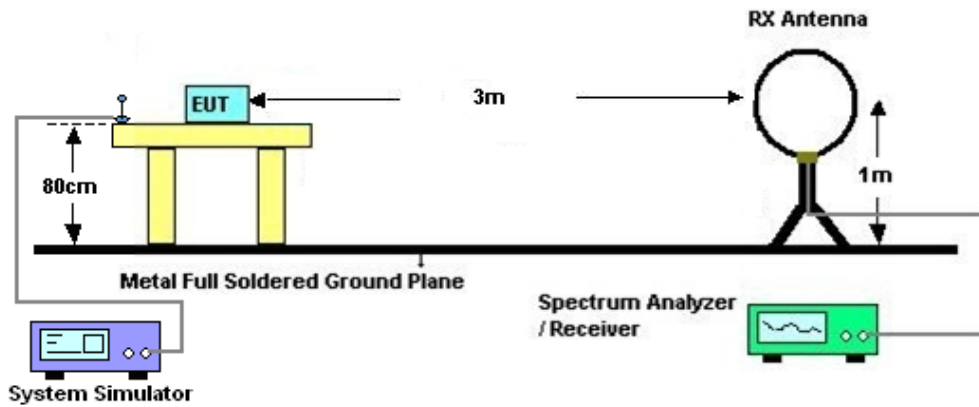
4 Radiated Test Items

1.26. Measuring Instruments

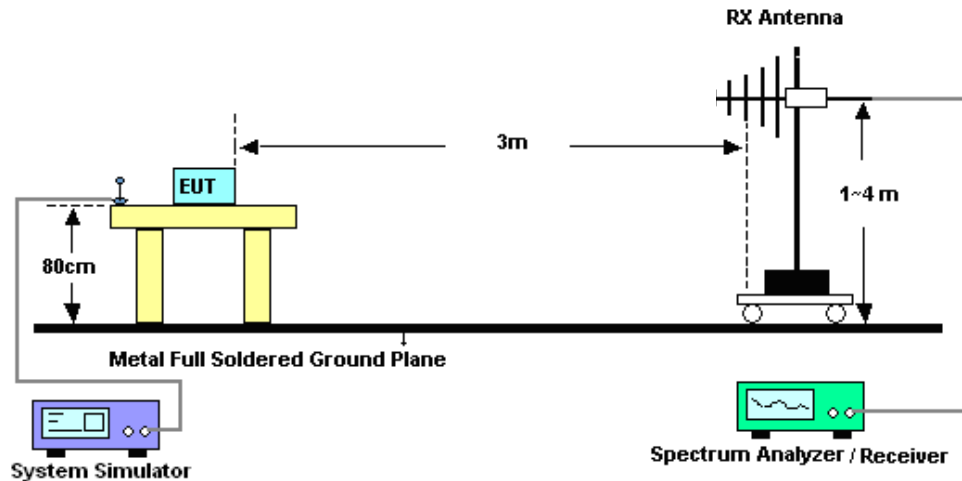
See list of measuring instruments of this test report.

1.27. Test Setup

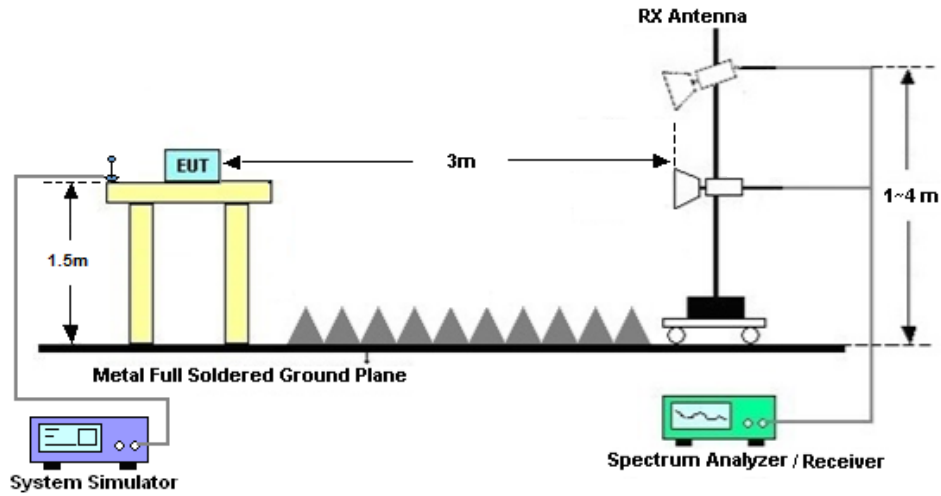
4.1.1 For radiated test below 30MHz



4.1.2 For radiated test from 30MHz to 1GHz



4.1.3 For radiated test above 1GHz



1.28. Test Result of Radiated Test

The low frequency, which started from 9 kHz to 30MHz, was pre-scanned and the result which was 20dB lower than the limit line was not reported.

Please refer to Appendix B.

1.29. Radiated Spurious Emission Measurement

4.1.4 Description of Radiated Spurious Emission

The radiated spurious emission was measured by substitution method according to ANSI/TIA-603-E. The power of any emission outside of the authorized operating frequency ranges shall not exceed -13 dBm/MHz.

The spectrum is scanned from 30 MHz up to a frequency including its 10th harmonic.

4.1.5 Test Procedures

1. The testing follows ANSI C63.26 Section 5.5
2. The EUT was placed on a turntable with 0.8 meter height for frequency below 1GHz and 1.5 meter height for frequency above 1GHz respectively above ground.
3. The EUT was set 3 meters from the receiving antenna mounted on the antenna tower.
4. The table was rotated 360 degrees to determine the position of the highest spurious emission.
5. The height of the receiving antenna is varied between 1m to 4m to search the maximum spurious emission for both horizontal and vertical polarizations.
6. During the measurement, the system simulator parameters were set to force the EUT transmitting at maximum output power.
7. Make the measurement with the spectrum analyzer's RBW = 1MHz, VBW = 3MHz, taking the record of maximum spurious emission.
8. A horn antenna was substituted in place of the EUT and was driven by a signal generator.
9. Tune the output power of signal generator to the same emission level with EUT maximum spurious emission.
$$\text{EIRP (dBm)} = \text{S.G. Power} - \text{Tx Cable Loss} + \text{Tx Antenna Gain}$$
$$\text{ERP (dBm)} = \text{EIRP} - 2.15$$
10. The RF fundamental frequency should be excluded against the limit line in the operating frequency band.



5 List of Measuring Equipment

Instrument	Manufacturer	Model No.	Serial No.	Characteristics	Calibration Date	Test Date	Due Date	Remark
Spectrum Analyzer	R&S	FSV40	101078	10Hz~40GHz	Apr. 07, 2022	Apr. 24, 2022~ May 31, 2022	Apr. 06, 2023	Conducted (TH01-SZ)
DC Power Supply	TTI	PL330P	290070	Max 32V , 3A	Oct. 25, 2021	Apr. 24, 2022~ May 31, 2022	Oct. 24, 2022	Conducted (TH01-SZ)
Power Divider	TOJOIN	PS-2SM-04 265	60.06.020.007 7	0.4GHz~26.5GHz	Dec. 25, 2021	Apr. 24, 2022~ May 31, 2022	Dec. 24, 2022	Conducted (TH01-SZ)
Thermal Chamber	Ten Billion Hongzhangroup	LP-150U	H2014081803	-40~+150°C	Jul. 14, 2021	Apr. 24, 2022~ May 31, 2022	Jul. 13, 2022	Conducted (TH01-SZ)
EMI Test Receiver&SA	Agilent	N9038A	MY52260185	20Hz~26.5GHz	Dec. 27, 2021	May 12, 2022	Dec. 26, 2022	Radiation (03CH01-SZ)
EXA Spectrum Analyzer	KEYSIGHT	N9010A	MY55150213	10Hz~44GHz	Jul. 14, 2021	May 12, 2022	Jul. 13, 2022	Radiation (03CH01-SZ)
Loop Antenna	R&S	HFH2-Z2	100354	9kHz~30MHz	Jun. 22, 2020	May 12, 2022	Jun. 21, 2022	Radiation (03CH01-SZ)
HF Amplifier	KEYSIGHT	83017A	MY53270105	0.5GHz~26.5GHz	Oct. 22, 2021	May 12, 2022	Oct. 21, 2022	Radiation (03CH01-SZ)
Bilog Antenna	TeseQ	CBL6112D	35407	30MHz-2GHz	Sep. 28, 2021	May 12, 2022	Sep. 27, 2022	Radiation (03CH01-SZ)
Double Ridge Horn Antenna	ETS-Lindgren	3117	00119436	1GHz~18GHz	Jul. 18, 2021	May 12, 2022	Jul. 17, 2022	Radiation (03CH01-SZ)
SHF-EHF Horn	com-power	AH-840	101071	18GHz-40GHz	Apr. 10, 2022	May 12, 2022	Apr. 09, 2023	Radiation (03CH01-SZ)
LF Amplifier	Burgeon	BPA-530	102209	0.01~3000Mhz	Apr. 06, 2022	May 12, 2022	Apr. 05, 2023	Radiation (03CH01-SZ)
HF Amplifier	MITEQ	AMF-7D-00 101800-30-1 0P-R	1943528	1GHz~18GHz	Oct. 22, 2021	May 12, 2022	Oct. 21, 2022	Radiation (03CH01-SZ)
HF Amplifier	MITEQ	TTA1840-35 -HG	1871923	18GHz~40GHz	Jul. 13, 2021	May 12, 2022	Jul. 12, 2022	Radiation (03CH01-SZ)
AC Power Source	Chroma	61601	616010001985	N/A	NCR	May 12, 2022	NCR	Radiation (03CH01-SZ)
Turn Table	EM	EM1000	N/A	0~360 degree	NCR	May 12, 2022	NCR	Radiation (03CH01-SZ)
Antenna Mast	EM	EM1000	N/A	1 m~4 m	NCR	May 12, 2022	NCR	Radiation (03CH01-SZ)

NCR: No Calibration Required

6 Uncertainty of Evaluation

The measurement uncertainties shown below were calculated in accordance with the requirements of ANSI 63.26-2015. All the measurement uncertainty value were shown with a coverage K=2 to indicate 95% level of confidence. The measurement data show herein meets or exceeds the CISPR measurement uncertainty values specified in CISPR 16-4-2 and can be compared directly to specified limit to determine compliance.

Uncertainty of Conducted Measurement

Test Item	Uncertainty
Conducted Power	±1.34 dB
Conducted Emissions	±1.34 dB
Occupied Channel Bandwidth	±0.13 %

Uncertainty of Radiated Emission Measurement (30 MHz ~ 1000 MHz)

Measuring Uncertainty for a Level of Confidence of 95% (U = 2Uc(y))	2.48dB
---	--------

Uncertainty of Radiated Emission Measurement (1 GHz ~ 18 GHz)

Measuring Uncertainty for a Level of Confidence of 95% (U = 2Uc(y))	3.53dB
---	--------

Uncertainty of Radiated Emission Measurement (18 GHz ~ 40 GHz)

Measuring Uncertainty for a Level of Confidence of 95% (U = 2Uc(y))	4.02dB
---	--------



Appendix A. Test Results of Conducted Test

Test Engineer :	Jung Kuo	Temperature :	22~23°C
		Relative Humidity :	45~51%

FR1 N77-15K(Ant 3)

Transmitter Conducted Output Power And EIRP, ($G_T - L_C$) = -6.3dBi

NR Band	SCS (kHz)	Bandwidth (MHz)	Arfcn	Freq (MHz)	Modulation	RB	Conducted Power(dBm)	EIRP (dBm)	EIRP (W)
77	15	10	630334	3455.01	DFT-s-OFDM PI/2 BPSK	25@12	25.92	19.62	0.0916
77	15	10	630334	3455.01	DFT-s-OFDM PI/2 BPSK	1@1	25.82	19.52	0.0895
77	15	10	630334	3455.01	DFT-s-OFDM PI/2 BPSK	1@50	25.78	19.48	0.0887
77	15	10	630334	3455.01	DFT-s-OFDM QPSK	25@12	25.92	19.62	0.0916
77	15	10	630334	3455.01	DFT-s-OFDM QPSK	1@1	25.84	19.54	0.0899
77	15	10	630334	3455.01	DFT-s-OFDM QPSK	1@50	25.86	19.56	0.0904
77	15	10	630334	3455.01	DFT-s-OFDM 16 QAM	25@12	24.97	18.67	0.0736
77	15	10	630334	3455.01	DFT-s-OFDM 16 QAM	1@1	25.06	18.76	0.0752
77	15	10	630334	3455.01	DFT-s-OFDM 16 QAM	1@50	25.14	18.84	0.0766
77	15	10	630334	3455.01	DFT-s-OFDM 64 QAM	25@12	23.36	17.06	0.0508
77	15	10	630334	3455.01	DFT-s-OFDM 64 QAM	1@1	23.6	17.3	0.0537
77	15	10	630334	3455.01	DFT-s-OFDM 64 QAM	1@50	23.63	17.33	0.0541
77	15	10	630334	3455.01	DFT-s-OFDM 256 QAM	25@12	21.4	15.1	0.0324
77	15	10	630334	3455.01	DFT-s-OFDM 256 QAM	1@1	21.67	15.37	0.0344
77	15	10	630334	3455.01	DFT-s-OFDM 256 QAM	1@50	21.68	15.38	0.0345
77	15	10	630334	3455.01	CP-OFDM QPSK	26@13	24.43	18.13	0.0650
77	15	10	630334	3455.01	CP-OFDM QPSK	1@1	24.3	18	0.0631
77	15	10	630334	3455.01	CP-OFDM QPSK	1@50	24.31	18.01	0.0632
77	15	10	633334	3500.01	DFT-s-OFDM PI/2 BPSK	25@12	26.07	19.77	0.0948
77	15	10	633334	3500.01	DFT-s-OFDM PI/2 BPSK	1@1	26.01	19.71	0.0935

77	15	10	633334	3500.01	DFT-s-OFDM PI/2 BPSK	1@50	25.91	19.61	0.0914
77	15	10	633334	3500.01	DFT-s-OFDM QPSK	25@12	26.08	19.78	0.0951
77	15	10	633334	3500.01	DFT-s-OFDM QPSK	1@1	25.97	19.67	0.0927
77	15	10	633334	3500.01	DFT-s-OFDM QPSK	1@50	26	19.7	0.0933
77	15	10	633334	3500.01	DFT-s-OFDM 16 QAM	25@12	25.04	18.74	0.0748
77	15	10	633334	3500.01	DFT-s-OFDM 16 QAM	1@1	25.27	18.97	0.0789
77	15	10	633334	3500.01	DFT-s-OFDM 16 QAM	1@50	25.25	18.95	0.0785
77	15	10	633334	3500.01	DFT-s-OFDM 64 QAM	25@12	23.47	17.17	0.0521
77	15	10	633334	3500.01	DFT-s-OFDM 64 QAM	1@1	23.53	17.23	0.0528
77	15	10	633334	3500.01	DFT-s-OFDM 64 QAM	1@50	23.52	17.22	0.0527
77	15	10	633334	3500.01	DFT-s-OFDM 256 QAM	25@12	21.51	15.21	0.0332
77	15	10	633334	3500.01	DFT-s-OFDM 256 QAM	1@1	21.81	15.51	0.0356
77	15	10	633334	3500.01	DFT-s-OFDM 256 QAM	1@50	21.84	15.54	0.0358
77	15	10	633334	3500.01	CP-OFDM QPSK	26@13	24.52	18.22	0.0664
77	15	10	633334	3500.01	CP-OFDM QPSK	1@1	24.49	18.19	0.0659
77	15	10	633334	3500.01	CP-OFDM QPSK	1@50	24.52	18.22	0.0664
77	15	10	636333	3544.995	DFT-s-OFDM PI/2 BPSK	25@12	26.23	19.93	0.0984
77	15	10	636333	3544.995	DFT-s-OFDM PI/2 BPSK	1@1	26.09	19.79	0.0953
77	15	10	636333	3544.995	DFT-s-OFDM PI/2 BPSK	1@50	26.08	19.78	0.0951
77	15	10	636333	3544.995	DFT-s-OFDM QPSK	25@12	26.28	19.98	0.0995
77	15	10	636333	3544.995	DFT-s-OFDM QPSK	1@1	26.18	19.88	0.0973
77	15	10	636333	3544.995	DFT-s-OFDM QPSK	1@50	26.19	19.89	0.0975
77	15	10	636333	3544.995	DFT-s-OFDM 16 QAM	25@12	25.23	18.93	0.0782
77	15	10	636333	3544.995	DFT-s-OFDM 16 QAM	1@1	25.23	18.93	0.0782

77	15	10	636333	3544.995	DFT-s-OFDM 16 QAM	1@50	25.29	18.99	0.0793
77	15	10	636333	3544.995	DFT-s-OFDM 64 QAM	25@12	23.67	17.37	0.0546
77	15	10	636333	3544.995	DFT-s-OFDM 64 QAM	1@1	23.66	17.36	0.0545
77	15	10	636333	3544.995	DFT-s-OFDM 64 QAM	1@50	23.78	17.48	0.0560
77	15	10	636333	3544.995	DFT-s-OFDM 256 QAM	25@12	21.72	15.42	0.0348
77	15	10	636333	3544.995	DFT-s-OFDM 256 QAM	1@1	22	15.7	0.0372
77	15	10	636333	3544.995	DFT-s-OFDM 256 QAM	1@50	21.98	15.68	0.0370
77	15	10	636333	3544.995	CP-OFDM QPSK	26@13	24.72	18.42	0.0695
77	15	10	636333	3544.995	CP-OFDM QPSK	1@1	24.58	18.28	0.0673
77	15	10	636333	3544.995	CP-OFDM QPSK	1@50	24.73	18.43	0.0697
77	15	15	630500	3457.5	DFT-s-OFDM PI/2 BPSK	36@18	26.07	19.77	0.0948
77	15	15	630500	3457.5	DFT-s-OFDM PI/2 BPSK	1@1	25.95	19.65	0.0923
77	15	15	630500	3457.5	DFT-s-OFDM PI/2 BPSK	1@77	25.9	19.6	0.0912
77	15	15	630500	3457.5	DFT-s-OFDM QPSK	36@18	26.01	19.71	0.0935
77	15	15	630500	3457.5	DFT-s-OFDM QPSK	1@1	25.93	19.63	0.0918
77	15	15	630500	3457.5	DFT-s-OFDM QPSK	1@77	25.99	19.69	0.0931
77	15	15	630500	3457.5	DFT-s-OFDM 16 QAM	36@18	25.01	18.71	0.0743
77	15	15	630500	3457.5	DFT-s-OFDM 16 QAM	1@1	25.09	18.79	0.0757
77	15	15	630500	3457.5	DFT-s-OFDM 16 QAM	1@77	25.15	18.85	0.0767
77	15	15	630500	3457.5	DFT-s-OFDM 64 QAM	36@18	23.53	17.23	0.0528
77	15	15	630500	3457.5	DFT-s-OFDM 64 QAM	1@1	23.62	17.32	0.0540
77	15	15	630500	3457.5	DFT-s-OFDM 64 QAM	1@77	23.69	17.39	0.0548
77	15	15	630500	3457.5	DFT-s-OFDM 256 QAM	36@18	21.54	15.24	0.0334
77	15	15	630500	3457.5	DFT-s-OFDM 256 QAM	1@1	21.68	15.38	0.0345

77	15	15	630500	3457.5	DFT-s-OFDM 256 QAM	1@77	21.78	15.48	0.0353
77	15	15	630500	3457.5	CP-OFDM QPSK	39@19	24.52	18.22	0.0664
77	15	15	630500	3457.5	CP-OFDM QPSK	1@1	24.39	18.09	0.0644
77	15	15	630500	3457.5	CP-OFDM QPSK	1@77	24.45	18.15	0.0653
77	15	15	633334	3500.01	DFT-s-OFDM PI/2 BPSK	36@18	26.19	19.89	0.0975
77	15	15	633334	3500.01	DFT-s-OFDM PI/2 BPSK	1@1	26.1	19.8	0.0955
77	15	15	633334	3500.01	DFT-s-OFDM PI/2 BPSK	1@77	25.94	19.64	0.0920
77	15	15	633334	3500.01	DFT-s-OFDM QPSK	36@18	26.12	19.82	0.0959
77	15	15	633334	3500.01	DFT-s-OFDM QPSK	1@1	26.09	19.79	0.0953
77	15	15	633334	3500.01	DFT-s-OFDM QPSK	1@77	26.09	19.79	0.0953
77	15	15	633334	3500.01	DFT-s-OFDM 16 QAM	36@18	25.15	18.85	0.0767
77	15	15	633334	3500.01	DFT-s-OFDM 16 QAM	1@1	25.18	18.88	0.0773
77	15	15	633334	3500.01	DFT-s-OFDM 16 QAM	1@77	25.15	18.85	0.0767
77	15	15	633334	3500.01	DFT-s-OFDM 64 QAM	36@18	23.62	17.32	0.0540
77	15	15	633334	3500.01	DFT-s-OFDM 64 QAM	1@1	23.7	17.4	0.0550
77	15	15	633334	3500.01	DFT-s-OFDM 64 QAM	1@77	23.67	17.37	0.0546
77	15	15	633334	3500.01	DFT-s-OFDM 256 QAM	36@18	21.66	15.36	0.0344
77	15	15	633334	3500.01	DFT-s-OFDM 256 QAM	1@1	21.85	15.55	0.0359
77	15	15	633334	3500.01	DFT-s-OFDM 256 QAM	1@77	21.81	15.51	0.0356
77	15	15	633334	3500.01	CP-OFDM QPSK	39@19	24.68	18.38	0.0689
77	15	15	633334	3500.01	CP-OFDM QPSK	1@1	24.53	18.23	0.0665
77	15	15	633334	3500.01	CP-OFDM QPSK	1@77	24.61	18.31	0.0678
77	15	15	636166	3542.49	DFT-s-OFDM PI/2 BPSK	36@18	26.36	20.06	0.1014
77	15	15	636166	3542.49	DFT-s-OFDM PI/2 BPSK	1@1	26.28	19.98	0.0995
77	15	15	636166	3542.49	DFT-s-OFDM PI/2 BPSK	1@77	26.16	19.86	0.0968

77	15	15	636166	3542.49	DFT-s-OFDM QPSK	36@18	26.33	20.03	0.1007
77	15	15	636166	3542.49	DFT-s-OFDM QPSK	1@1	26.23	19.93	0.0984
77	15	15	636166	3542.49	DFT-s-OFDM QPSK	1@77	26.24	19.94	0.0986
77	15	15	636166	3542.49	DFT-s-OFDM 16 QAM	36@18	25.27	18.97	0.0789
77	15	15	636166	3542.49	DFT-s-OFDM 16 QAM	1@1	25.34	19.04	0.0802
77	15	15	636166	3542.49	DFT-s-OFDM 16 QAM	1@77	25.31	19.01	0.0796
77	15	15	636166	3542.49	DFT-s-OFDM 64 QAM	36@18	23.78	17.48	0.0560
77	15	15	636166	3542.49	DFT-s-OFDM 64 QAM	1@1	23.88	17.58	0.0573
77	15	15	636166	3542.49	DFT-s-OFDM 64 QAM	1@77	23.87	17.57	0.0571
77	15	15	636166	3542.49	DFT-s-OFDM 256 QAM	36@18	21.72	15.42	0.0348
77	15	15	636166	3542.49	DFT-s-OFDM 256 QAM	1@1	21.97	15.67	0.0369
77	15	15	636166	3542.49	DFT-s-OFDM 256 QAM	1@77	22.03	15.73	0.0374
77	15	15	636166	3542.49	CP-OFDM QPSK	39@19	24.71	18.41	0.0693
77	15	15	636166	3542.49	CP-OFDM QPSK	1@1	24.79	18.49	0.0706
77	15	15	636166	3542.49	CP-OFDM QPSK	1@77	24.79	18.49	0.0706
77	15	20	630667	3460.005	DFT-s-OFDM PI/2 BPSK	50@25	26.09	19.79	0.0953
77	15	20	630667	3460.005	DFT-s-OFDM PI/2 BPSK	1@1	26.03	19.73	0.0940
77	15	20	630667	3460.005	DFT-s-OFDM PI/2 BPSK	1@104	25.89	19.59	0.0910
77	15	20	630667	3460.005	DFT-s-OFDM QPSK	50@25	26.02	19.72	0.0938
77	15	20	630667	3460.005	DFT-s-OFDM QPSK	1@1	25.97	19.67	0.0927
77	15	20	630667	3460.005	DFT-s-OFDM QPSK	1@104	26.03	19.73	0.0940
77	15	20	630667	3460.005	DFT-s-OFDM 16 QAM	50@25	25.05	18.75	0.0750
77	15	20	630667	3460.005	DFT-s-OFDM 16 QAM	1@1	25.23	18.93	0.0782
77	15	20	630667	3460.005	DFT-s-OFDM 16 QAM	1@104	25.31	19.01	0.0796

77	15	20	630667	3460.005	DFT-s-OFDM 64 QAM	50@25	23.53	17.23	0.0528
77	15	20	630667	3460.005	DFT-s-OFDM 64 QAM	1@1	23.72	17.42	0.0552
77	15	20	630667	3460.005	DFT-s-OFDM 64 QAM	1@104	23.83	17.53	0.0566
77	15	20	630667	3460.005	DFT-s-OFDM 256 QAM	50@25	21.5	15.2	0.0331
77	15	20	630667	3460.005	DFT-s-OFDM 256 QAM	1@1	21.77	15.47	0.0352
77	15	20	630667	3460.005	DFT-s-OFDM 256 QAM	1@104	21.84	15.54	0.0358
77	15	20	630667	3460.005	CP-OFDM QPSK	53@26	24.49	18.19	0.0659
77	15	20	630667	3460.005	CP-OFDM QPSK	1@1	24.43	18.13	0.0650
77	15	20	630667	3460.005	CP-OFDM QPSK	1@104	24.46	18.16	0.0655
77	15	20	633334	3500.01	DFT-s-OFDM PI/2 BPSK	50@25	26.07	19.77	0.0948
77	15	20	633334	3500.01	DFT-s-OFDM PI/2 BPSK	1@1	26.11	19.81	0.0957
77	15	20	633334	3500.01	DFT-s-OFDM PI/2 BPSK	1@104	26.06	19.76	0.0946
77	15	20	633334	3500.01	DFT-s-OFDM QPSK	50@25	26.13	19.83	0.0962
77	15	20	633334	3500.01	DFT-s-OFDM QPSK	1@1	26.01	19.71	0.0935
77	15	20	633334	3500.01	DFT-s-OFDM QPSK	1@104	25.69	19.39	0.0869
77	15	20	633334	3500.01	DFT-s-OFDM 16 QAM	50@25	25.23	18.93	0.0782
77	15	20	633334	3500.01	DFT-s-OFDM 16 QAM	1@1	25.37	19.07	0.0807
77	15	20	633334	3500.01	DFT-s-OFDM 16 QAM	1@104	25.34	19.04	0.0802
77	15	20	633334	3500.01	DFT-s-OFDM 64 QAM	50@25	23.61	17.31	0.0538
77	15	20	633334	3500.01	DFT-s-OFDM 64 QAM	1@1	23.89	17.59	0.0574
77	15	20	633334	3500.01	DFT-s-OFDM 64 QAM	1@104	23.86	17.56	0.0570
77	15	20	633334	3500.01	DFT-s-OFDM 256 QAM	50@25	21.59	15.29	0.0338
77	15	20	633334	3500.01	DFT-s-OFDM 256 QAM	1@1	21.96	15.66	0.0368
77	15	20	633334	3500.01	DFT-s-OFDM 256 QAM	1@104	21.9	15.6	0.0363

77	15	20	633334	3500.01	CP-OFDM QPSK	53@26	24.58	18.28	0.0673
77	15	20	633334	3500.01	CP-OFDM QPSK	1@1	24.55	18.25	0.0668
77	15	20	633334	3500.01	CP-OFDM QPSK	1@104	24.48	18.18	0.0658
77	15	20	636000	3540	DFT-s- OFDM PI/2 BPSK	50@25	26.15	19.85	0.0966
77	15	20	636000	3540	DFT-s- OFDM PI/2 BPSK	1@1	26.22	19.92	0.0982
77	15	20	636000	3540	DFT-s- OFDM PI/2 BPSK	1@104	26.13	19.83	0.0962
77	15	20	636000	3540	DFT-s- OFDM QPSK	50@25	26.24	19.94	0.0986
77	15	20	636000	3540	DFT-s- OFDM QPSK	1@1	26.22	19.92	0.0982
77	15	20	636000	3540	DFT-s- OFDM QPSK	1@104	26.23	19.93	0.0984
77	15	20	636000	3540	DFT-s- OFDM 16 QAM	50@25	25.31	19.01	0.0796
77	15	20	636000	3540	DFT-s- OFDM 16 QAM	1@1	25.51	19.21	0.0834
77	15	20	636000	3540	DFT-s- OFDM 16 QAM	1@104	25.52	19.22	0.0836
77	15	20	636000	3540	DFT-s- OFDM 64 QAM	50@25	23.74	17.44	0.0555
77	15	20	636000	3540	DFT-s- OFDM 64 QAM	1@1	23.97	17.67	0.0585
77	15	20	636000	3540	DFT-s- OFDM 64 QAM	1@104	23.95	17.65	0.0582
77	15	20	636000	3540	DFT-s- OFDM 256 QAM	50@25	21.69	15.39	0.0346
77	15	20	636000	3540	DFT-s- OFDM 256 QAM	1@1	22	15.7	0.0372
77	15	20	636000	3540	DFT-s- OFDM 256 QAM	1@104	22	15.7	0.0372
77	15	20	636000	3540	CP-OFDM QPSK	53@26	24.72	18.42	0.0695
77	15	20	636000	3540	CP-OFDM QPSK	1@1	24.77	18.47	0.0703
77	15	20	636000	3540	CP-OFDM QPSK	1@104	24.75	18.45	0.0700
77	15	25	630834	3462.51	DFT-s- OFDM PI/2 BPSK	64@32	26.08	19.78	0.0951
77	15	25	630834	3462.51	DFT-s- OFDM PI/2 BPSK	1@1	25.93	19.63	0.0918
77	15	25	630834	3462.51	DFT-s- OFDM PI/2 BPSK	1@131	25.97	19.67	0.0927
77	15	25	630834	3462.51	DFT-s- OFDM QPSK	64@32	26.02	19.72	0.0938

77	15	25	630834	3462.51	DFT-s-OFDM QPSK	1@1	26	19.7	0.0933
77	15	25	630834	3462.51	DFT-s-OFDM QPSK	1@131	26.05	19.75	0.0944
77	15	25	630834	3462.51	DFT-s-OFDM 16 QAM	64@32	25.05	18.75	0.0750
77	15	25	630834	3462.51	DFT-s-OFDM 16 QAM	1@1	25.13	18.83	0.0764
77	15	25	630834	3462.51	DFT-s-OFDM 16 QAM	1@131	25.19	18.89	0.0774
77	15	25	630834	3462.51	DFT-s-OFDM 64 QAM	64@32	23.51	17.21	0.0526
77	15	25	630834	3462.51	DFT-s-OFDM 64 QAM	1@1	23.64	17.34	0.0542
77	15	25	630834	3462.51	DFT-s-OFDM 64 QAM	1@131	23.68	17.38	0.0547
77	15	25	630834	3462.51	DFT-s-OFDM 256 QAM	64@32	21.51	15.21	0.0332
77	15	25	630834	3462.51	DFT-s-OFDM 256 QAM	1@1	21.84	15.54	0.0358
77	15	25	630834	3462.51	DFT-s-OFDM 256 QAM	1@131	21.81	15.51	0.0356
77	15	25	630834	3462.51	CP-OFDM QPSK	67@33	24.52	18.22	0.0664
77	15	25	630834	3462.51	CP-OFDM QPSK	1@1	24.45	18.15	0.0653
77	15	25	630834	3462.51	CP-OFDM QPSK	1@131	24.56	18.26	0.0670
77	15	25	633334	3500.01	DFT-s-OFDM PI/2 BPSK	64@32	26.18	19.88	0.0973
77	15	25	633334	3500.01	DFT-s-OFDM PI/2 BPSK	1@1	26.09	19.79	0.0953
77	15	25	633334	3500.01	DFT-s-OFDM PI/2 BPSK	1@131	25.97	19.67	0.0927
77	15	25	633334	3500.01	DFT-s-OFDM QPSK	64@32	26.18	19.88	0.0973
77	15	25	633334	3500.01	DFT-s-OFDM QPSK	1@1	26.15	19.85	0.0966
77	15	25	633334	3500.01	DFT-s-OFDM QPSK	1@131	26.07	19.77	0.0948
77	15	25	633334	3500.01	DFT-s-OFDM 16 QAM	64@32	25.16	18.86	0.0769
77	15	25	633334	3500.01	DFT-s-OFDM 16 QAM	1@1	25.29	18.99	0.0793
77	15	25	633334	3500.01	DFT-s-OFDM 16 QAM	1@131	25.21	18.91	0.0778
77	15	25	633334	3500.01	DFT-s-OFDM 64 QAM	64@32	23.67	17.37	0.0546

77	15	25	633334	3500.01	DFT-s-OFDM 64 QAM	1@1	23.82	17.52	0.0565
77	15	25	633334	3500.01	DFT-s-OFDM 64 QAM	1@131	23.67	17.37	0.0546
77	15	25	633334	3500.01	DFT-s-OFDM 256 QAM	64@32	21.62	15.32	0.0340
77	15	25	633334	3500.01	DFT-s-OFDM 256 QAM	1@1	21.99	15.69	0.0371
77	15	25	633334	3500.01	DFT-s-OFDM 256 QAM	1@131	21.92	15.62	0.0365
77	15	25	633334	3500.01	CP-OFDM QPSK	67@33	24.61	18.31	0.0678
77	15	25	633334	3500.01	CP-OFDM QPSK	1@1	24.6	18.3	0.0676
77	15	25	633334	3500.01	CP-OFDM QPSK	1@131	24.65	18.35	0.0684
77	15	25	635833	3537.495	DFT-s-OFDM PI/2 BPSK	64@32	26.23	19.93	0.0984
77	15	25	635833	3537.495	DFT-s-OFDM PI/2 BPSK	1@1	26.23	19.93	0.0984
77	15	25	635833	3537.495	DFT-s-OFDM PI/2 BPSK	1@131	26.07	19.77	0.0948
77	15	25	635833	3537.495	DFT-s-OFDM QPSK	64@32	26.23	19.93	0.0984
77	15	25	635833	3537.495	DFT-s-OFDM QPSK	1@1	26.15	19.85	0.0966
77	15	25	635833	3537.495	DFT-s-OFDM QPSK	1@131	26.2	19.9	0.0977
77	15	25	635833	3537.495	DFT-s-OFDM 16 QAM	64@32	25.21	18.91	0.0778
77	15	25	635833	3537.495	DFT-s-OFDM 16 QAM	1@1	25.34	19.04	0.0802
77	15	25	635833	3537.495	DFT-s-OFDM 16 QAM	1@131	25.3	19	0.0794
77	15	25	635833	3537.495	DFT-s-OFDM 64 QAM	64@32	23.7	17.4	0.0550
77	15	25	635833	3537.495	DFT-s-OFDM 64 QAM	1@1	23.88	17.58	0.0573
77	15	25	635833	3537.495	DFT-s-OFDM 64 QAM	1@131	23.82	17.52	0.0565
77	15	25	635833	3537.495	DFT-s-OFDM 256 QAM	64@32	21.65	15.35	0.0343
77	15	25	635833	3537.495	DFT-s-OFDM 256 QAM	1@1	22.06	15.76	0.0377
77	15	25	635833	3537.495	DFT-s-OFDM 256 QAM	1@131	22.06	15.76	0.0377
77	15	25	635833	3537.495	CP-OFDM QPSK	67@33	24.71	18.41	0.0693
77	15	25	635833	3537.495	CP-OFDM QPSK	1@1	24.63	18.33	0.0681

77	15	25	635833	3537.495	CP-OFDM QPSK	1@131	24.76	18.46	0.0701
77	15	30	631000	3465	DFT-s- OFDM PI/2 BPSK	80@40	26.16	19.86	0.0968
77	15	30	631000	3465	DFT-s- OFDM PI/2 BPSK	1@1	25.93	19.63	0.0918
77	15	30	631000	3465	DFT-s- OFDM PI/2 BPSK	1@158	25.89	19.59	0.0910
77	15	30	631000	3465	DFT-s- OFDM QPSK	80@40	26.03	19.73	0.0940
77	15	30	631000	3465	DFT-s- OFDM QPSK	1@1	25.95	19.65	0.0923
77	15	30	631000	3465	DFT-s- OFDM QPSK	1@158	26.04	19.74	0.0942
77	15	30	631000	3465	DFT-s- OFDM 16 QAM	80@40	25.03	18.73	0.0746
77	15	30	631000	3465	DFT-s- OFDM 16 QAM	1@1	25.09	18.79	0.0757
77	15	30	631000	3465	DFT-s- OFDM 16 QAM	1@158	25.17	18.87	0.0771
77	15	30	631000	3465	DFT-s- OFDM 64 QAM	80@40	23.57	17.27	0.0533
77	15	30	631000	3465	DFT-s- OFDM 64 QAM	1@1	23.53	17.23	0.0528
77	15	30	631000	3465	DFT-s- OFDM 64 QAM	1@158	23.61	17.31	0.0538
77	15	30	631000	3465	DFT-s- OFDM 256 QAM	80@40	21.55	15.25	0.0335
77	15	30	631000	3465	DFT-s- OFDM 256 QAM	1@1	21.84	15.54	0.0358
77	15	30	631000	3465	DFT-s- OFDM 256 QAM	1@158	21.89	15.59	0.0362
77	15	30	631000	3465	CP-OFDM QPSK	80@40	24.47	18.17	0.0656
77	15	30	631000	3465	CP-OFDM QPSK	1@1	24.44	18.14	0.0652
77	15	30	631000	3465	CP-OFDM QPSK	1@158	24.64	18.34	0.0682
77	15	30	633334	3500.01	DFT-s- OFDM PI/2 BPSK	80@40	26.21	19.91	0.0979
77	15	30	633334	3500.01	DFT-s- OFDM PI/2 BPSK	1@1	26.17	19.87	0.0971
77	15	30	633334	3500.01	DFT-s- OFDM PI/2 BPSK	1@158	25.96	19.66	0.0925
77	15	30	633334	3500.01	DFT-s- OFDM QPSK	80@40	26.2	19.9	0.0977
77	15	30	633334	3500.01	DFT-s- OFDM QPSK	1@1	26.13	19.83	0.0962
77	15	30	633334	3500.01	DFT-s- OFDM	1@158	26.09	19.79	0.0953

QPSK									
77	15	30	633334	3500.01	DFT-s-OFDM 16 QAM	80@40	25.17	18.87	0.0771
77	15	30	633334	3500.01	DFT-s-OFDM 16 QAM	1@1	25.27	18.97	0.0789
77	15	30	633334	3500.01	DFT-s-OFDM 16 QAM	1@158	25.22	18.92	0.0780
77	15	30	633334	3500.01	DFT-s-OFDM 64 QAM	80@40	23.68	17.38	0.0547
77	15	30	633334	3500.01	DFT-s-OFDM 64 QAM	1@1	23.72	17.42	0.0552
77	15	30	633334	3500.01	DFT-s-OFDM 64 QAM	1@158	23.67	17.37	0.0546
77	15	30	633334	3500.01	DFT-s-OFDM 256 QAM	80@40	21.69	15.39	0.0346
77	15	30	633334	3500.01	DFT-s-OFDM 256 QAM	1@1	21.97	15.67	0.0369
77	15	30	633334	3500.01	DFT-s-OFDM 256 QAM	1@158	21.91	15.61	0.0364
77	15	30	633334	3500.01	CP-OFDM QPSK	80@40	24.67	18.37	0.0687
77	15	30	633334	3500.01	CP-OFDM QPSK	1@1	24.58	18.28	0.0673
77	15	30	633334	3500.01	CP-OFDM QPSK	1@158	24.67	18.37	0.0687
77	15	30	635666	3534.99	DFT-s-OFDM PI/2 BPSK	80@40	26.27	19.97	0.0993
77	15	30	635666	3534.99	DFT-s-OFDM PI/2 BPSK	1@1	26.25	19.95	0.0989
77	15	30	635666	3534.99	DFT-s-OFDM PI/2 BPSK	1@158	26.12	19.82	0.0959
77	15	30	635666	3534.99	DFT-s-OFDM QPSK	80@40	26.28	19.98	0.0995
77	15	30	635666	3534.99	DFT-s-OFDM QPSK	1@1	26.22	19.92	0.0982
77	15	30	635666	3534.99	DFT-s-OFDM QPSK	1@158	26.22	19.92	0.0982
77	15	30	635666	3534.99	DFT-s-OFDM 16 QAM	80@40	25.25	18.95	0.0785
77	15	30	635666	3534.99	DFT-s-OFDM 16 QAM	1@1	25.35	19.05	0.0804
77	15	30	635666	3534.99	DFT-s-OFDM 16 QAM	1@158	25.29	18.99	0.0793
77	15	30	635666	3534.99	DFT-s-OFDM 64 QAM	80@40	23.78	17.48	0.0560
77	15	30	635666	3534.99	DFT-s-OFDM 64 QAM	1@1	23.76	17.46	0.0557
77	15	30	635666	3534.99	DFT-s-OFDM 64 QAM	1@158	23.81	17.51	0.0564

QAM									
77	15	30	635666	3534.99	DFT-s-OFDM 256 QAM	80@40	21.74	15.44	0.0350
77	15	30	635666	3534.99	DFT-s-OFDM 256 QAM	1@1	22.04	15.74	0.0375
77	15	30	635666	3534.99	DFT-s-OFDM 256 QAM	1@158	22.07	15.77	0.0378
77	15	30	635666	3534.99	CP-OFDM QPSK	80@40	24.69	18.39	0.0690
77	15	30	635666	3534.99	CP-OFDM QPSK	1@1	24.65	18.35	0.0684
77	15	30	635666	3534.99	CP-OFDM QPSK	1@158	24.8	18.5	0.0708
77	15	40	631334	3470.01	DFT-s-OFDM PI/2 BPSK	108@54	26.11	19.81	0.0957
77	15	40	631334	3470.01	DFT-s-OFDM PI/2 BPSK	1@1	25.92	19.62	0.0916
77	15	40	631334	3470.01	DFT-s-OFDM PI/2 BPSK	1@214	25.95	19.65	0.0923
77	15	40	631334	3470.01	DFT-s-OFDM QPSK	108@54	26.1	19.8	0.0955
77	15	40	631334	3470.01	DFT-s-OFDM QPSK	1@1	25.99	19.69	0.0931
77	15	40	631334	3470.01	DFT-s-OFDM QPSK	1@214	26.06	19.76	0.0946
77	15	40	631334	3470.01	DFT-s-OFDM 16 QAM	108@54	25.23	18.93	0.0782
77	15	40	631334	3470.01	DFT-s-OFDM 16 QAM	1@1	25.2	18.9	0.0776
77	15	40	631334	3470.01	DFT-s-OFDM 16 QAM	1@214	25.25	18.95	0.0785
77	15	40	631334	3470.01	DFT-s-OFDM 64 QAM	108@54	23.58	17.28	0.0535
77	15	40	631334	3470.01	DFT-s-OFDM 64 QAM	1@1	23.68	17.38	0.0547
77	15	40	631334	3470.01	DFT-s-OFDM 64 QAM	1@214	23.76	17.46	0.0557
77	15	40	631334	3470.01	DFT-s-OFDM 256 QAM	108@54	21.58	15.28	0.0337
77	15	40	631334	3470.01	DFT-s-OFDM 256 QAM	1@1	21.9	15.6	0.0363
77	15	40	631334	3470.01	DFT-s-OFDM 256 QAM	1@214	21.96	15.66	0.0368
77	15	40	631334	3470.01	CP-OFDM QPSK	108@54	24.59	18.29	0.0675
77	15	40	631334	3470.01	CP-OFDM QPSK	1@1	24.45	18.15	0.0653
77	15	40	631334	3470.01	CP-OFDM QPSK	1@214	24.51	18.21	0.0662

77	15	40	633334	3500.01	DFT-s-OFDM PI/2 BPSK	108@54	26.19	19.89	0.0975
77	15	40	633334	3500.01	DFT-s-OFDM PI/2 BPSK	1@1	26.12	19.82	0.0959
77	15	40	633334	3500.01	DFT-s-OFDM PI/2 BPSK	1@214	25.96	19.66	0.0925
77	15	40	633334	3500.01	DFT-s-OFDM QPSK	108@54	26.17	19.87	0.0971
77	15	40	633334	3500.01	DFT-s-OFDM QPSK	1@1	26.13	19.83	0.0962
77	15	40	633334	3500.01	DFT-s-OFDM QPSK	1@214	26.04	19.74	0.0942
77	15	40	633334	3500.01	DFT-s-OFDM 16 QAM	108@54	25.16	18.86	0.0769
77	15	40	633334	3500.01	DFT-s-OFDM 16 QAM	1@1	25.28	18.98	0.0791
77	15	40	633334	3500.01	DFT-s-OFDM 16 QAM	1@214	25.22	18.92	0.0780
77	15	40	633334	3500.01	DFT-s-OFDM 64 QAM	108@54	23.67	17.37	0.0546
77	15	40	633334	3500.01	DFT-s-OFDM 64 QAM	1@1	23.79	17.49	0.0561
77	15	40	633334	3500.01	DFT-s-OFDM 64 QAM	1@214	23.75	17.45	0.0556
77	15	40	633334	3500.01	DFT-s-OFDM 256 QAM	108@54	21.69	15.39	0.0346
77	15	40	633334	3500.01	DFT-s-OFDM 256 QAM	1@1	22.01	15.71	0.0372
77	15	40	633334	3500.01	DFT-s-OFDM 256 QAM	1@214	21.92	15.62	0.0365
77	15	40	633334	3500.01	CP-OFDM QPSK	108@54	24.7	18.4	0.0692
77	15	40	633334	3500.01	CP-OFDM QPSK	1@1	24.57	18.27	0.0671
77	15	40	633334	3500.01	CP-OFDM QPSK	1@214	24.61	18.31	0.0678
77	15	40	635333	3529.995	DFT-s-OFDM PI/2 BPSK	108@54	26.26	19.96	0.0991
77	15	40	635333	3529.995	DFT-s-OFDM PI/2 BPSK	1@1	26.19	19.89	0.0975
77	15	40	635333	3529.995	DFT-s-OFDM PI/2 BPSK	1@214	26.08	19.78	0.0951
77	15	40	635333	3529.995	DFT-s-OFDM QPSK	108@54	26.23	19.93	0.0984
77	15	40	635333	3529.995	DFT-s-OFDM QPSK	1@1	26.2	19.9	0.0977
77	15	40	635333	3529.995	DFT-s-OFDM QPSK	1@214	26.15	19.85	0.0966

77	15	40	635333	3529.995	DFT-s-OFDM 16 QAM	108@54	25.19	18.89	0.0774
77	15	40	635333	3529.995	DFT-s-OFDM 16 QAM	1@1	25.38	19.08	0.0809
77	15	40	635333	3529.995	DFT-s-OFDM 16 QAM	1@214	25.32	19.02	0.0798
77	15	40	635333	3529.995	DFT-s-OFDM 64 QAM	108@54	23.71	17.41	0.0551
77	15	40	635333	3529.995	DFT-s-OFDM 64 QAM	1@1	23.93	17.63	0.0579
77	15	40	635333	3529.995	DFT-s-OFDM 64 QAM	1@214	23.87	17.57	0.0571
77	15	40	635333	3529.995	DFT-s-OFDM 256 QAM	108@54	21.75	15.45	0.0351
77	15	40	635333	3529.995	DFT-s-OFDM 256 QAM	1@1	22.1	15.8	0.0380
77	15	40	635333	3529.995	DFT-s-OFDM 256 QAM	1@214	22.04	15.74	0.0375
77	15	40	635333	3529.995	CP-OFDM QPSK	108@54	24.72	18.42	0.0695
77	15	40	635333	3529.995	CP-OFDM QPSK	1@1	24.7	18.4	0.0692
77	15	40	635333	3529.995	CP-OFDM QPSK	1@214	24.69	18.39	0.0690
77	15	50	631667	3475.005	DFT-s-OFDM PI/2 BPSK	135@67	26.19	19.89	0.0975
77	15	50	631667	3475.005	DFT-s-OFDM PI/2 BPSK	1@1	25.95	19.65	0.0923
77	15	50	631667	3475.005	DFT-s-OFDM PI/2 BPSK	1@268	26.03	19.73	0.0940
77	15	50	631667	3475.005	DFT-s-OFDM QPSK	135@67	26.12	19.82	0.0959
77	15	50	631667	3475.005	DFT-s-OFDM QPSK	1@1	26	19.7	0.0933
77	15	50	631667	3475.005	DFT-s-OFDM QPSK	1@268	26.07	19.77	0.0948
77	15	50	631667	3475.005	DFT-s-OFDM 16 QAM	135@67	25.1	18.8	0.0759
77	15	50	631667	3475.005	DFT-s-OFDM 16 QAM	1@1	25.24	18.94	0.0783
77	15	50	631667	3475.005	DFT-s-OFDM 16 QAM	1@268	25.29	18.99	0.0793
77	15	50	631667	3475.005	DFT-s-OFDM 64 QAM	135@67	23.58	17.28	0.0535
77	15	50	631667	3475.005	DFT-s-OFDM 64 QAM	1@1	23.74	17.44	0.0555
77	15	50	631667	3475.005	DFT-s-OFDM 64 QAM	1@268	23.81	17.51	0.0564

77	15	50	631667	3475.005	DFT-s-OFDM 256 QAM	135@67	21.63	15.33	0.0341
77	15	50	631667	3475.005	DFT-s-OFDM 256 QAM	1@1	21.92	15.62	0.0365
77	15	50	631667	3475.005	DFT-s-OFDM 256 QAM	1@268	21.97	15.67	0.0369
77	15	50	631667	3475.005	CP-OFDM QPSK	135@67	24.57	18.27	0.0671
77	15	50	631667	3475.005	CP-OFDM QPSK	1@1	24.53	18.23	0.0665
77	15	50	631667	3475.005	CP-OFDM QPSK	1@268	24.65	18.35	0.0684
77	15	50	633334	3500.01	DFT-s-OFDM PI/2 BPSK	135@67	26.16	19.86	0.0968
77	15	50	633334	3500.01	DFT-s-OFDM PI/2 BPSK	1@1	26.09	19.79	0.0953
77	15	50	633334	3500.01	DFT-s-OFDM PI/2 BPSK	1@268	25.97	19.67	0.0927
77	15	50	633334	3500.01	DFT-s-OFDM QPSK	135@67	26.19	19.89	0.0975
77	15	50	633334	3500.01	DFT-s-OFDM QPSK	1@1	26.14	19.84	0.0964
77	15	50	633334	3500.01	DFT-s-OFDM QPSK	1@268	26.05	19.75	0.0944
77	15	50	633334	3500.01	DFT-s-OFDM 16 QAM	135@67	25.14	18.84	0.0766
77	15	50	633334	3500.01	DFT-s-OFDM 16 QAM	1@1	25.33	19.03	0.0800
77	15	50	633334	3500.01	DFT-s-OFDM 16 QAM	1@268	25.26	18.96	0.0787
77	15	50	633334	3500.01	DFT-s-OFDM 64 QAM	135@67	23.62	17.32	0.0540
77	15	50	633334	3500.01	DFT-s-OFDM 64 QAM	1@1	23.84	17.54	0.0568
77	15	50	633334	3500.01	DFT-s-OFDM 64 QAM	1@268	23.73	17.43	0.0553
77	15	50	633334	3500.01	DFT-s-OFDM 256 QAM	135@67	21.65	15.35	0.0343
77	15	50	633334	3500.01	DFT-s-OFDM 256 QAM	1@1	22.04	15.74	0.0375
77	15	50	633334	3500.01	DFT-s-OFDM 256 QAM	1@268	21.95	15.65	0.0367
77	15	50	633334	3500.01	CP-OFDM QPSK	135@67	24.64	18.34	0.0682
77	15	50	633334	3500.01	CP-OFDM QPSK	1@1	24.6	18.3	0.0676
77	15	50	633334	3500.01	CP-OFDM QPSK	1@268	24.57	18.27	0.0671
77	15	50	635000	3525	DFT-s-OFDM PI/2 BPSK	135@67	26.22	19.92	0.0982

77	15	50	635000	3525	DFT-s-OFDM PI/2 BPSK	1@1	26.13	19.83	0.0962
77	15	50	635000	3525	DFT-s-OFDM PI/2 BPSK	1@268	26.07	19.77	0.0948
77	15	50	635000	3525	DFT-s-OFDM QPSK	135@67	26.21	19.91	0.0979
77	15	50	635000	3525	DFT-s-OFDM QPSK	1@1	26.23	19.93	0.0984
77	15	50	635000	3525	DFT-s-OFDM QPSK	1@268	26.19	19.89	0.0975
77	15	50	635000	3525	DFT-s-OFDM 16 QAM	135@67	25.13	18.83	0.0764
77	15	50	635000	3525	DFT-s-OFDM 16 QAM	1@1	25.39	19.09	0.0811
77	15	50	635000	3525	DFT-s-OFDM 16 QAM	1@268	25.32	19.02	0.0798
77	15	50	635000	3525	DFT-s-OFDM 64 QAM	135@67	23.65	17.35	0.0543
77	15	50	635000	3525	DFT-s-OFDM 64 QAM	1@1	23.92	17.62	0.0578
77	15	50	635000	3525	DFT-s-OFDM 64 QAM	1@268	23.82	17.52	0.0565
77	15	50	635000	3525	DFT-s-OFDM 256 QAM	135@67	21.62	15.32	0.0340
77	15	50	635000	3525	DFT-s-OFDM 256 QAM	1@1	22.11	15.81	0.0381
77	15	50	635000	3525	DFT-s-OFDM 256 QAM	1@268	22.06	15.76	0.0377
77	15	50	635000	3525	CP-OFDM QPSK	135@67	24.64	18.34	0.0682
77	15	50	635000	3525	CP-OFDM QPSK	1@1	24.69	18.39	0.0690
77	15	50	635000	3525	CP-OFDM QPSK	1@268	24.71	18.41	0.0693

Frequency Stability

NR Band	SCS (kHz)	Bandwidth (MHz)	Arfcn	Freq (MHz)	Modulation	RB	Deviation (ppm)	Verdict	Environment
77	15	20	633334	3500.01	DFT-s-OFDM QPSK	100@0	0.00511	PASS	NV
77	15	20	633334	3500.01	DFT-s-OFDM QPSK	100@0	0.00505	PASS	LV
77	15	20	633334	3500.01	DFT-s-OFDM QPSK	100@0	0.00672	PASS	HV
77	15	20	633334	3500.01	DFT-s-OFDM QPSK	100@0	0.00277	PASS	-30°C
77	15	20	633334	3500.01	DFT-s-OFDM QPSK	100@0	0.00623	PASS	-20°C
77	15	20	633334	3500.01	DFT-s-OFDM QPSK	100@0	0.00361	PASS	-10°C
77	15	20	633334	3500.01	DFT-s-OFDM QPSK	100@0	0.00613	PASS	0°C
77	15	20	633334	3500.01	DFT-s-OFDM QPSK	100@0	0.00479	PASS	10°C
77	15	20	633334	3500.01	DFT-s-OFDM QPSK	100@0	0.00466	PASS	20°C
77	15	20	633334	3500.01	DFT-s-OFDM QPSK	100@0	0.00439	PASS	30°C
77	15	20	633334	3500.01	DFT-s-OFDM QPSK	100@0	0.00335	PASS	40°C
77	15	20	633334	3500.01	DFT-s-OFDM QPSK	100@0	0.00463	PASS	50°C

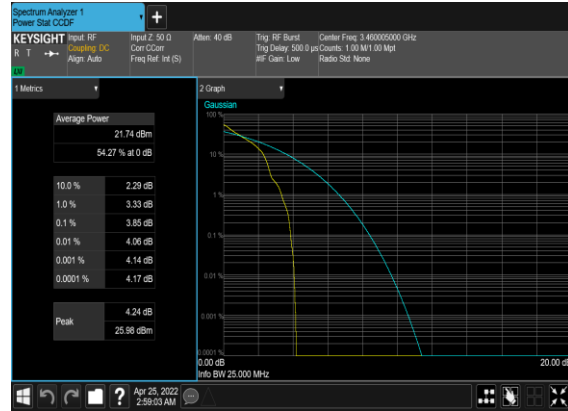
Peak to Average Ratio

NR Band	SCS (kHz)	Bandwidth (MHz)	Arfcn	Freq (MHz)	Modulation	RB	Result (dB)	Limit (dB)	Verdict
77	15	20	630667	3460.005	DFT-s-OFDM PI/2 BPSK	100@0	4.47	13	PASS
77	15	20	630667	3460.005	DFT-s-OFDM PI/2 BPSK	1@0	3.85	13	PASS
77	15	20	630667	3460.005	DFT-s-OFDM QPSK	100@0	5.69	13	PASS
77	15	20	630667	3460.005	DFT-s-OFDM QPSK	1@0	5.94	13	PASS
77	15	20	633334	3500.01	DFT-s-OFDM PI/2 BPSK	100@0	4.71	13	PASS
77	15	20	633334	3500.01	DFT-s-OFDM PI/2 BPSK	1@0	4.37	13	PASS
77	15	20	633334	3500.01	DFT-s-OFDM QPSK	100@0	5.66	13	PASS
77	15	20	633334	3500.01	DFT-s-OFDM QPSK	1@0	6.64	13	PASS
77	15	20	636000	3540.0	DFT-s-OFDM PI/2 BPSK	100@0	4.51	13	PASS
77	15	20	636000	3540.0	DFT-s-OFDM PI/2 BPSK	1@0	3.71	13	PASS
77	15	20	636000	3540.0	DFT-s-OFDM QPSK	100@0	5.69	13	PASS
77	15	20	636000	3540.0	DFT-s-OFDM QPSK	1@0	5.86	13	PASS

N77(20M)_DFT-s-OFDM_PI_2-BPSK_Outer_Full_Low_CH



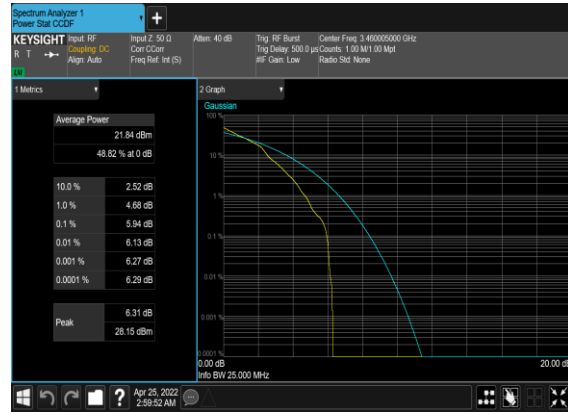
N77(20M)_DFT-s-OFDM_PI_2-BPSK_Edge_1RB_Left_Low_CH



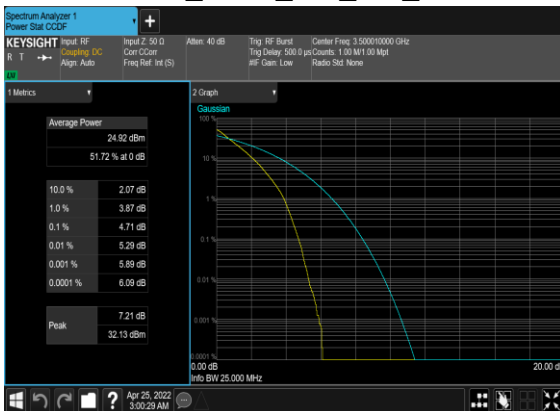
N77(20M)_DFT-s-OFDM_QPSK_Outer_Full_Low_CH



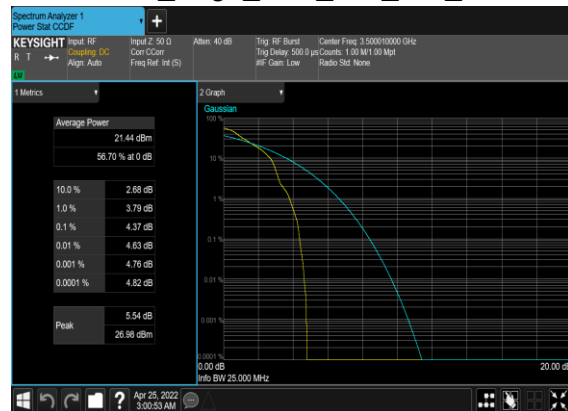
N77(20M)_DFT-s-OFDM_QPSK_Edge_1RB_Left_Low_CH



N77(20M)_DFT-s-OFDM_PI_2-BPSK_Outer_Full_Mid_CH



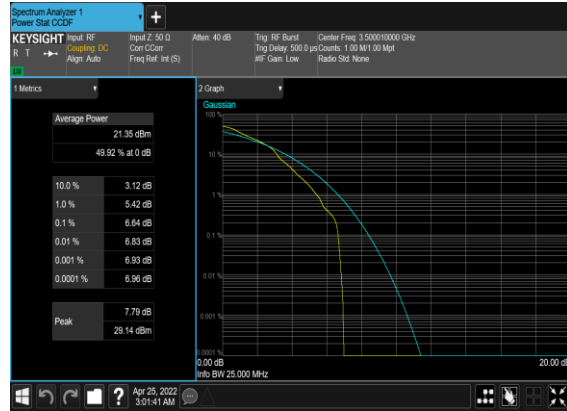
N77(20M)_DFT-s-OFDM_PI_2-BPSK_Edge_1RB_Left_Mid_CH



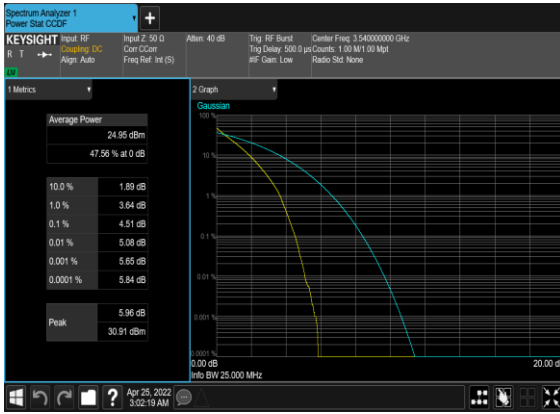
N77(20M)_DFT-s-OFDM_QPSK_Outer_Full_Mid_CH



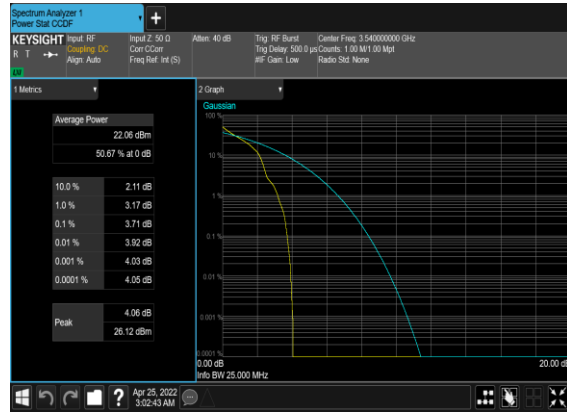
N77(20M)_DFT-s-OFDM_QPSK_Edge_1RB_Left_Mid_CH



N77(20M)_DFT-s-OFDM_PI_2-BPSK_Outer_Full_High_CH



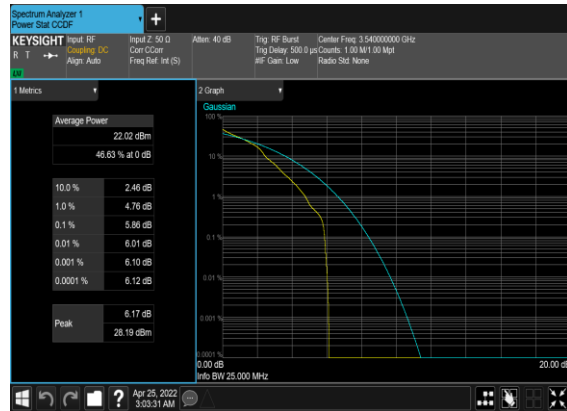
N77(20M)_DFT-s-OFDM_PI_2-BPSK_Edge_1RB_Left_High_CH



N77(20M)_DFT-s-OFDM_QPSK_Outer_Full_High_CH



N77(20M)_DFT-s-OFDM_QPSK_Edge_1RB_Left_High_CH

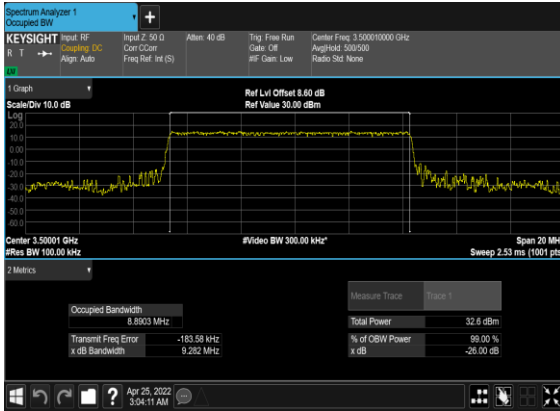


Occupied Bandwidth

NR Band	SCS (kHz)	Bandwidth (MHz)	Arfcn	Freq (MHz)	Modulation	RB	OBW (MHz)	26dB OBW (MHz)
77	15	10	633334	3500.01	DFT-s-OFDM PI/2 BPSK	50@0	8.8903	9.282
77	15	10	633334	3500.01	DFT-s-OFDM QPSK	50@0	8.911	9.311
77	15	10	633334	3500.01	CP-OFDM QPSK	52@0	9.2661	9.727
77	15	10	633334	3500.01	CP-OFDM 16 QAM	52@0	9.268	9.775
77	15	10	633334	3500.01	CP-OFDM 64 QAM	52@0	9.2691	9.703
77	15	10	633334	3500.01	CP-OFDM 256 QAM	52@0	9.2816	9.758
77	15	15	633334	3500.01	DFT-s-OFDM PI/2 BPSK	75@0	13.368	13.97
77	15	15	633334	3500.01	DFT-s-OFDM QPSK	75@0	13.399	14.0
77	15	15	633334	3500.01	CP-OFDM QPSK	79@0	14.117	14.7
77	15	15	633334	3500.01	CP-OFDM 16 QAM	79@0	14.11	14.78
77	15	15	633334	3500.01	CP-OFDM 64 QAM	79@0	14.069	14.88
77	15	15	633334	3500.01	CP-OFDM 256 QAM	79@0	14.104	14.67
77	15	20	633334	3500.01	DFT-s-OFDM PI/2 BPSK	100@0	17.864	18.61
77	15	20	633334	3500.01	DFT-s-OFDM QPSK	100@0	17.875	18.62
77	15	20	633334	3500.01	CP-OFDM QPSK	106@0	18.907	20.11
77	15	20	633334	3500.01	CP-OFDM 16 QAM	106@0	18.93	19.66
77	15	20	633334	3500.01	CP-OFDM 64 QAM	106@0	18.929	19.62
77	15	20	633334	3500.01	CP-OFDM 256 QAM	106@0	18.896	19.66
77	15	25	633334	3500.01	DFT-s-OFDM PI/2 BPSK	128@0	22.867	23.93
77	15	25	633334	3500.01	DFT-s-OFDM QPSK	128@0	22.824	23.69
77	15	25	633334	3500.01	CP-OFDM QPSK	133@0	23.73	24.62
77	15	25	633334	3500.01	CP-OFDM 16 QAM	133@0	23.707	24.86
77	15	25	633334	3500.01	CP-OFDM 64 QAM	133@0	23.666	24.89
77	15	25	633334	3500.01	CP-OFDM 256 QAM	133@0	23.676	24.65

77	15	30	633334	3500.01	DFT-s-OFDM PI/2 BPSK	160@0	28.544	29.81
77	15	30	633334	3500.01	DFT-s-OFDM QPSK	160@0	28.569	29.69
77	15	30	633334	3500.01	CP-OFDM QPSK	160@0	28.541	29.66
77	15	30	633334	3500.01	CP-OFDM 16 QAM	160@0	28.53	30.74
77	15	30	633334	3500.01	CP-OFDM 64 QAM	160@0	28.554	29.75
77	15	30	633334	3500.01	CP-OFDM 256 QAM	160@0	28.516	29.53
77	15	40	633334	3500.01	DFT-s-OFDM PI/2 BPSK	216@0	38.546	40.09
77	15	40	633334	3500.01	DFT-s-OFDM QPSK	216@0	38.626	39.87
77	15	40	633334	3500.01	CP-OFDM QPSK	216@0	38.628	40.02
77	15	40	633334	3500.01	CP-OFDM 16 QAM	216@0	38.498	39.91
77	15	40	633334	3500.01	CP-OFDM 64 QAM	216@0	38.584	40.1
77	15	40	633334	3500.01	CP-OFDM 256 QAM	216@0	38.537	39.88
77	15	50	633334	3500.01	DFT-s-OFDM PI/2 BPSK	270@0	48.259	49.83
77	15	50	633334	3500.01	DFT-s-OFDM QPSK	270@0	48.29	49.82
77	15	50	633334	3500.01	CP-OFDM QPSK	270@0	48.175	49.74
77	15	50	633334	3500.01	CP-OFDM 16 QAM	270@0	48.115	49.79
77	15	50	633334	3500.01	CP-OFDM 64 QAM	270@0	48.127	49.72
77	15	50	633334	3500.01	CP-OFDM 256 QAM	270@0	48.189	50.3

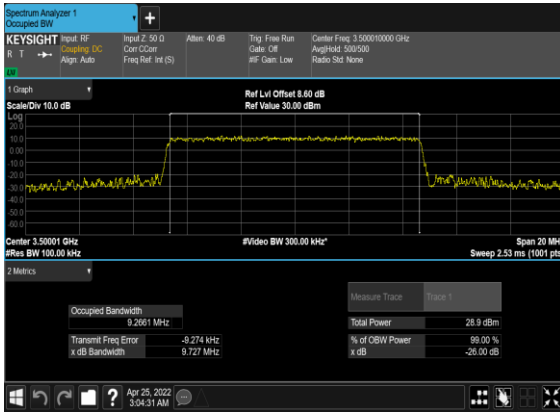
N77(10M)_DFT-s-OFDM_PI_2- BPSK_Outer_Full_Mid_CH



N77(10M)_DFT-s- OFDM_QPSK_Outer_Full_Mid_CH



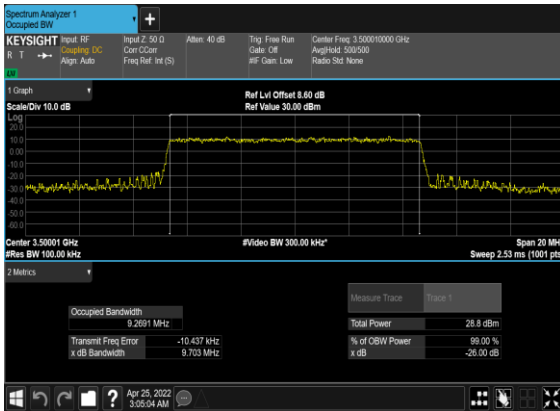
N77(10M)_CP- OFDM_QPSK_Outer_Full_Mid_CH



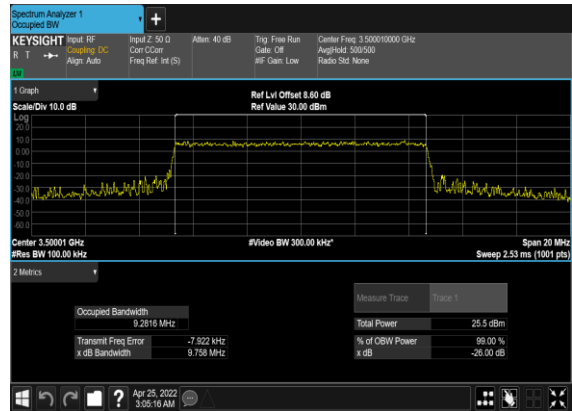
N77(10M)_CP-OFDM_16 QAM_Outer_Full_Mid_CH



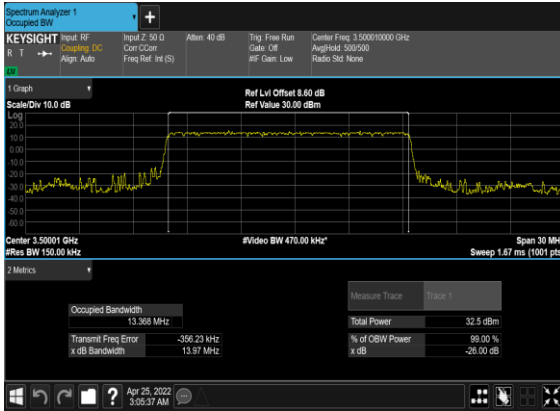
N77(10M)_CP-OFDM_64 QAM_Outer_Full_Mid_CH



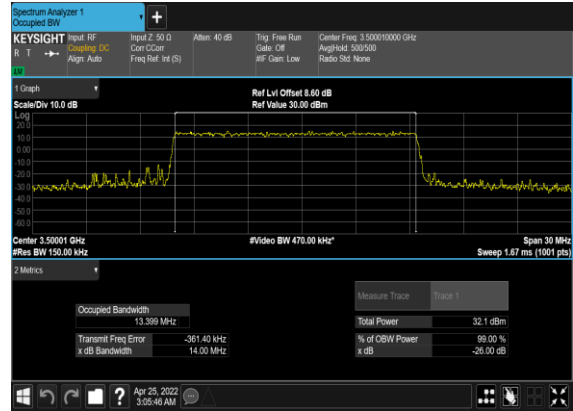
N77(10M)_CP-OFDM_256 QAM_Outer_Full_Mid_CH



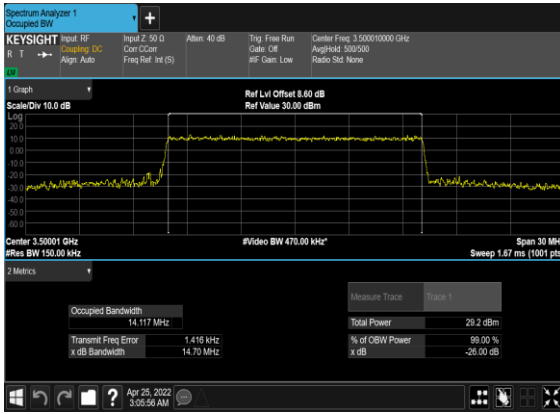
N77(15M)_DFT-s-OFDM_PI_2- BPSK_Outer_Full_Mid_CH



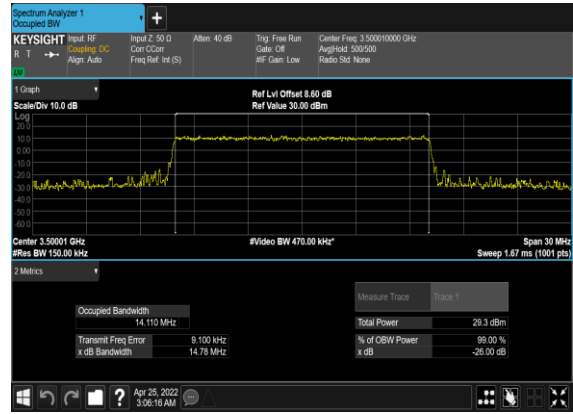
N77(15M)_DFT-s- OFDM_QPSK_Outer_Full_Mid_CH



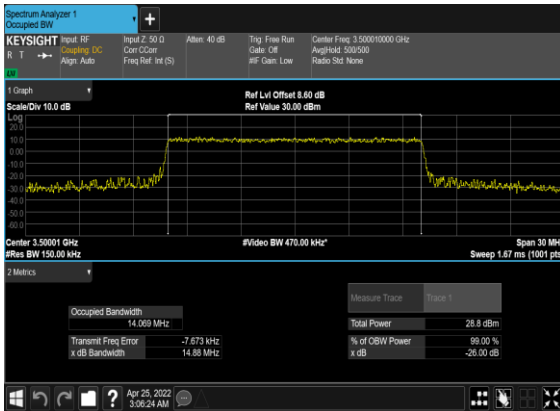
N77(15M)_CP- OFDM_QPSK_Outer_Full_Mid_CH



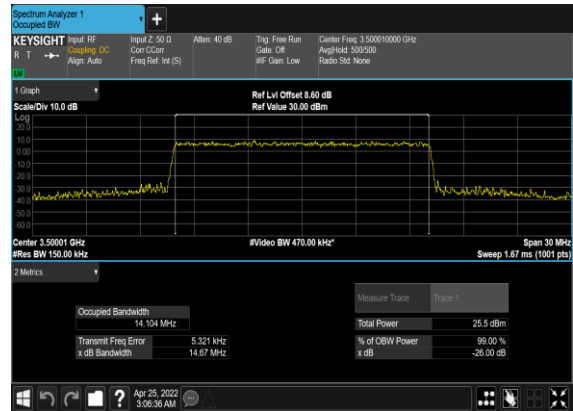
N77(15M)_CP-OFDM_16 QAM_Outer_Full_Mid_CH



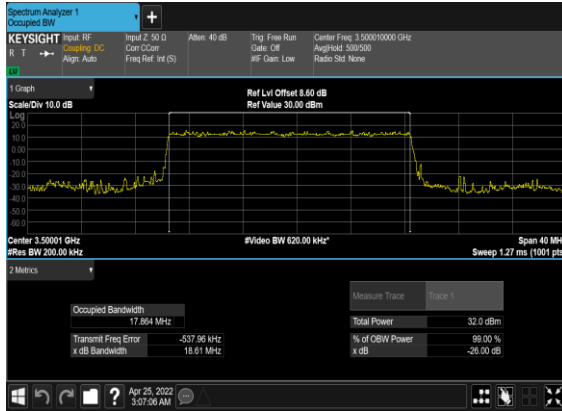
N77(15M)_CP-OFDM_64 QAM_Outer_Full_Mid_CH



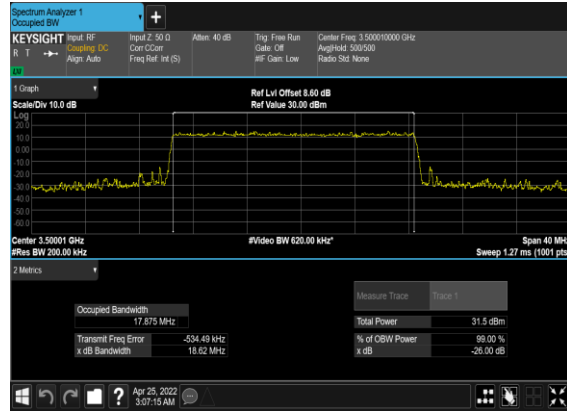
N77(15M)_CP-OFDM_256 QAM_Outer_Full_Mid_CH



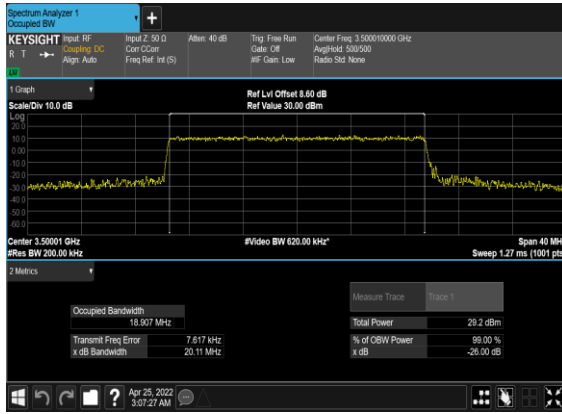
N77(20M)_DFT-s-OFDM_PI_2-BPSK_Outer_Full_Mid_CH



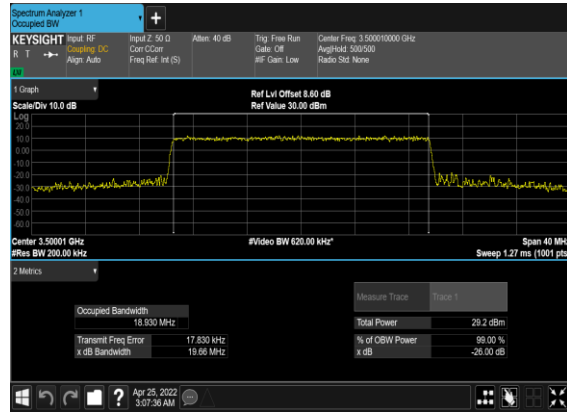
N77(20M)_DFT-s-OFDM_QPSK_Outer_Full_Mid_CH



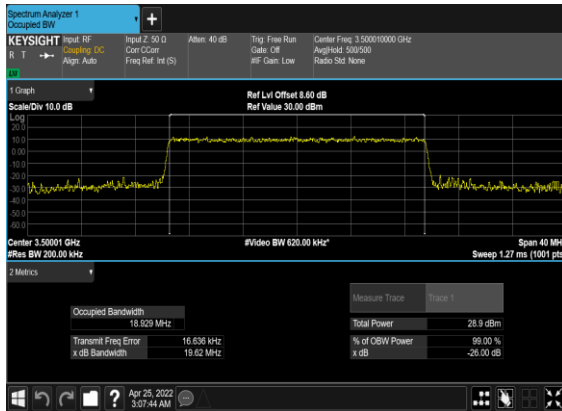
N77(20M)_CP-OFDM_QPSK_Outer_Full_Mid_CH



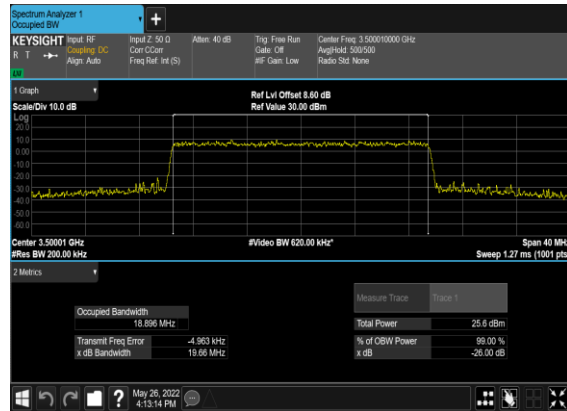
N77(20M)_CP-OFDM_16QAM_Outer_Full_Mid_CH



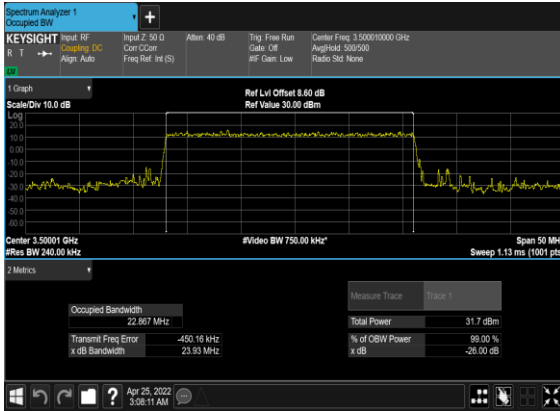
N77(20M)_CP-OFDM_64QAM_Outer_Full_Mid_CH



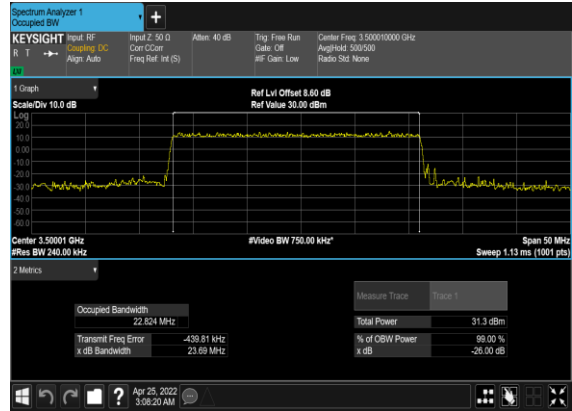
N77(20M)_CP-OFDM_256QAM_Outer_Full_Mid_CH



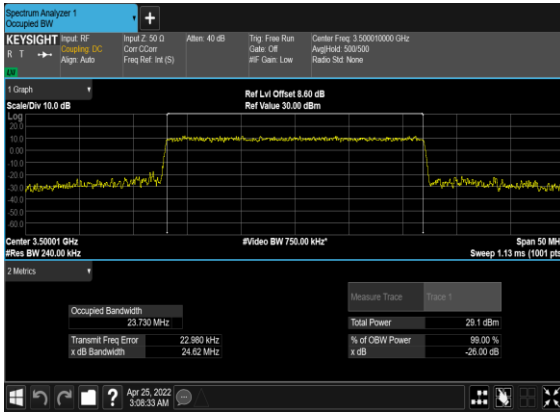
N77(25M)_DFT-s-OFDM_PI_2- BPSK_Outer_Full_Mid_CH



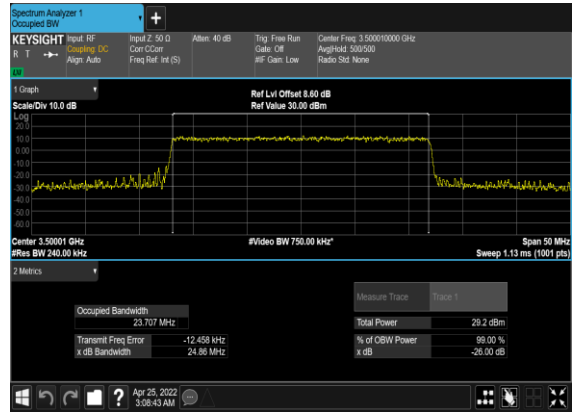
N77(25M)_DFT-s- OFDM_QPSK_Outer_Full_Mid_CH



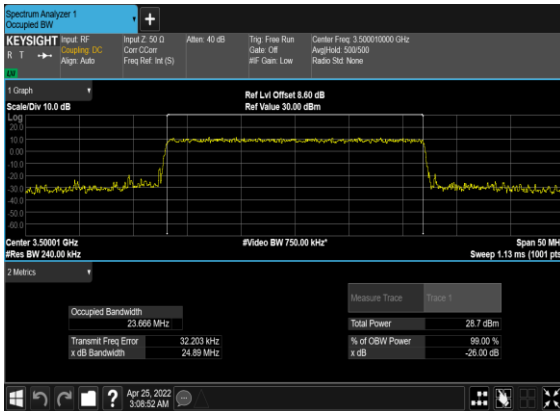
N77(25M)_CP- OFDM_QPSK_Outer_Full_Mid_CH



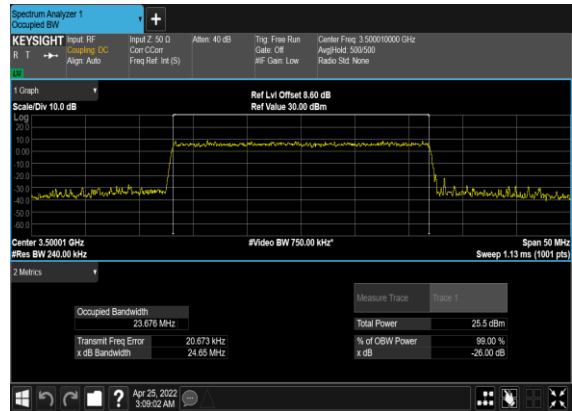
N77(25M)_CP-OFDM_16 QAM_Outer_Full_Mid_CH



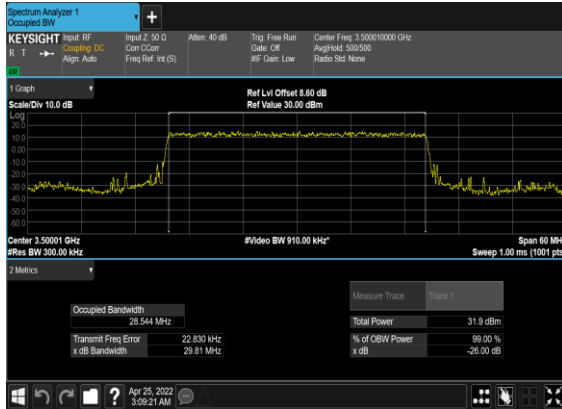
N77(25M)_CP-OFDM_64 QAM_Outer_Full_Mid_CH



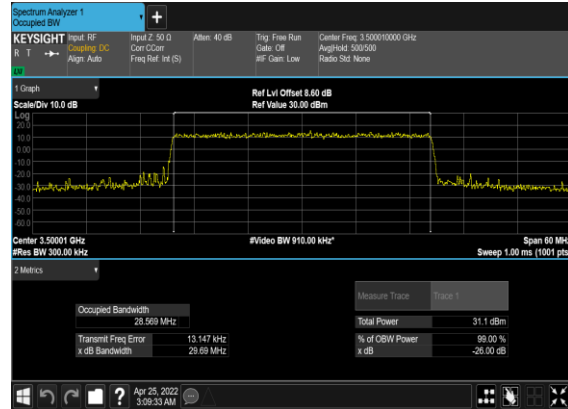
N77(25M)_CP-OFDM_256 QAM_Outer_Full_Mid_CH



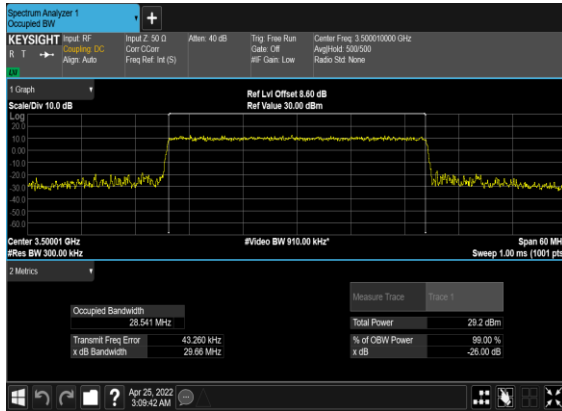
N77(30M)_DFT-s-OFDM_PI_2- BPSK_Outer_Full_Mid_CH



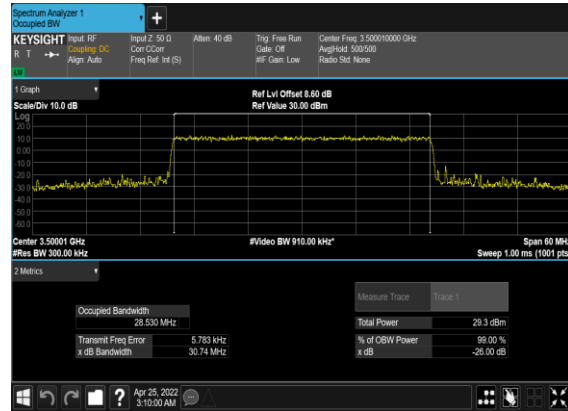
N77(30M)_DFT-s- OFDM_QPSK_Outer_Full_Mid_CH



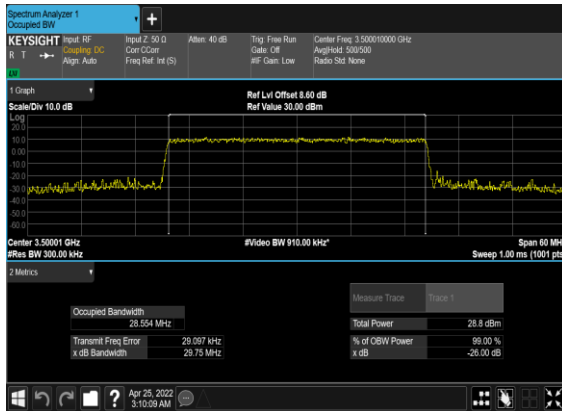
N77(30M)_CP- OFDM_QPSK_Outer_Full_Mid_CH



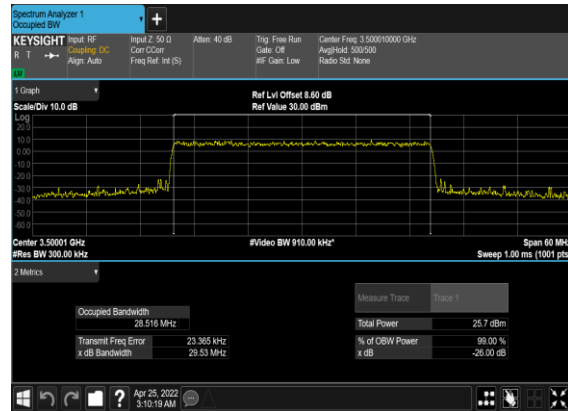
N77(30M)_CP-OFDM_16 QAM_Outer_Full_Mid_CH



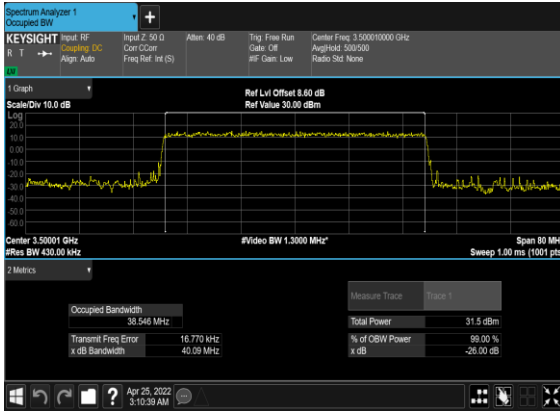
N77(30M)_CP-OFDM_64 QAM_Outer_Full_Mid_CH



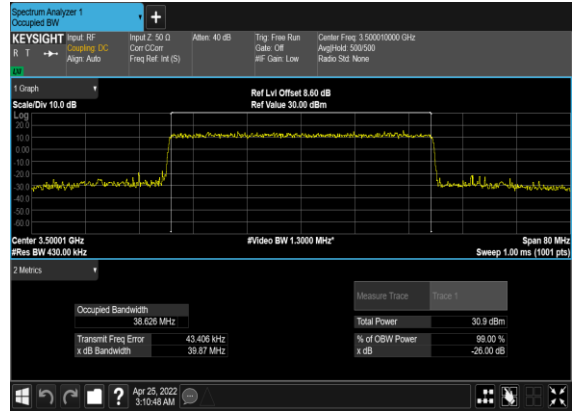
N77(30M)_CP-OFDM_256 QAM_Outer_Full_Mid_CH



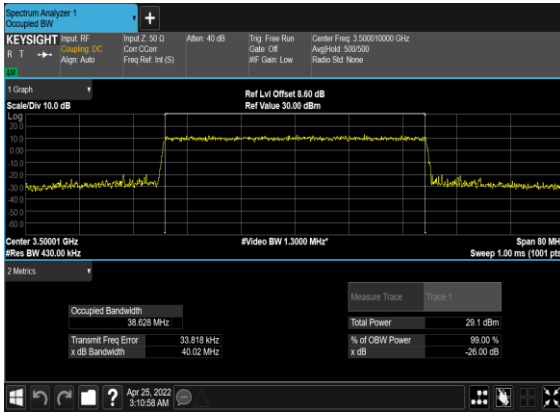
N77(40M)_DFT-s-OFDM_PI_2-BPSK_Outer_Full_Mid_CH



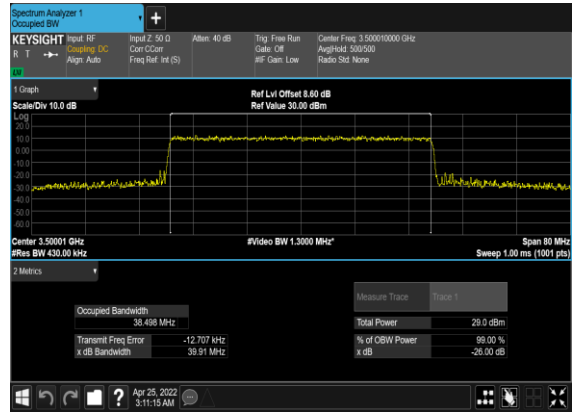
N77(40M)_DFT-s-OFDM_QPSK_Outer_Full_Mid_CH



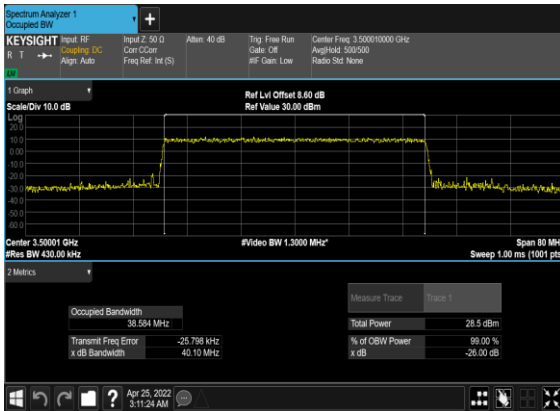
N77(40M)_CP-OFDM_QPSK_Outer_Full_Mid_CH



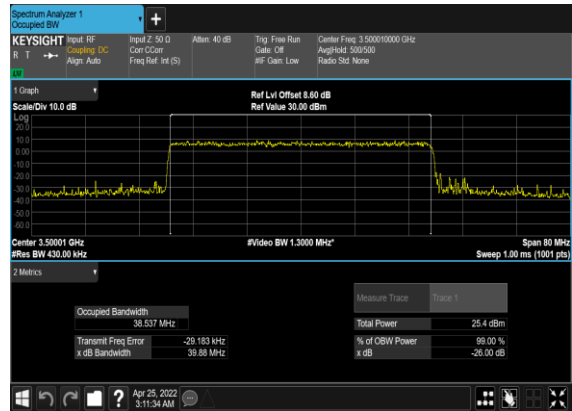
N77(40M)_CP-OFDM_16QAM_Outer_Full_Mid_CH



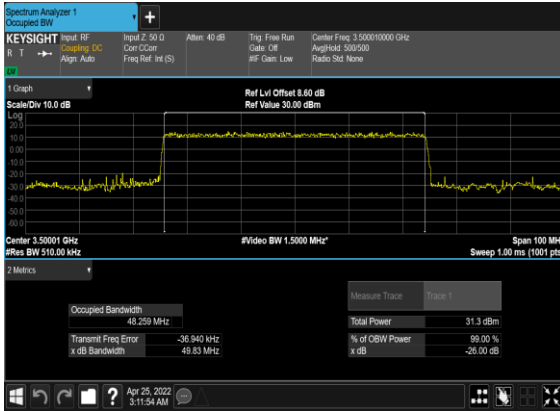
N77(40M)_CP-OFDM_64QAM_Outer_Full_Mid_CH



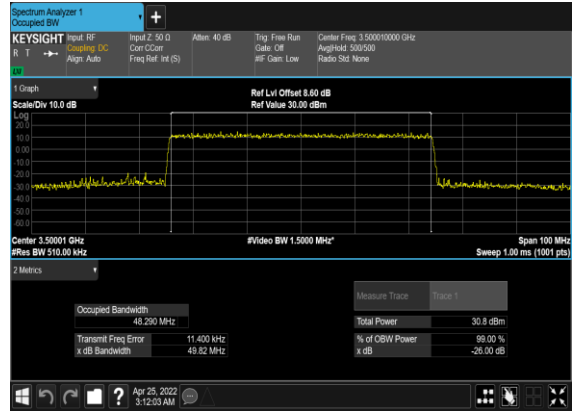
N77(40M)_CP-OFDM_256QAM_Outer_Full_Mid_CH



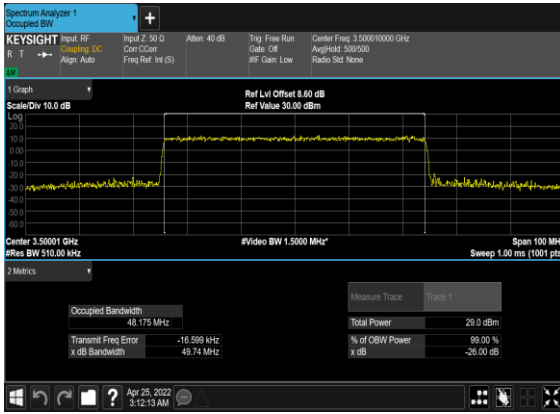
N77(50M)_DFT-s-OFDM_PI_2- BPSK_Outer_Full_Mid_CH



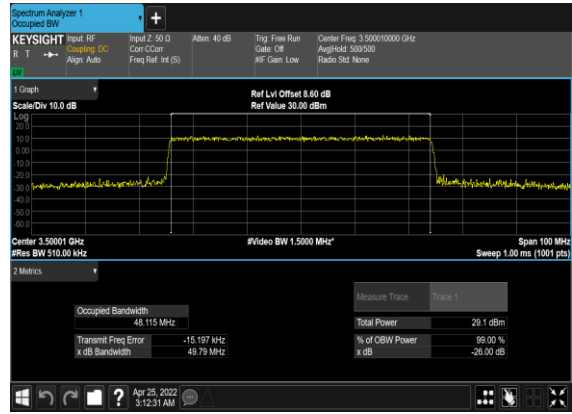
N77(50M)_DFT-s- OFDM_QPSK_Outer_Full_Mid_CH



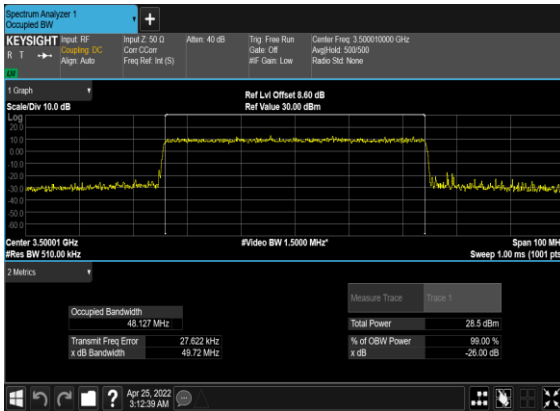
N77(50M)_CP- OFDM_QPSK_Outer_Full_Mid_CH



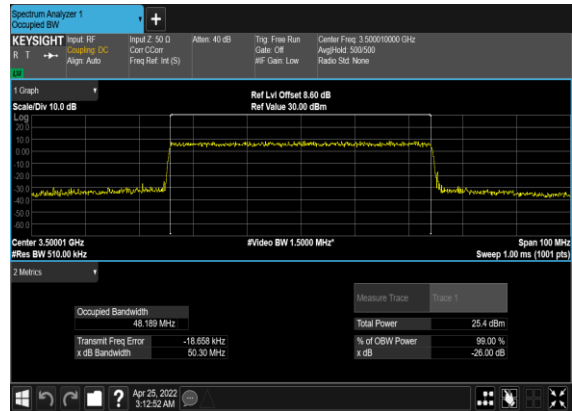
N77(50M)_CP-OFDM_16 QAM_Outer_Full_Mid_CH



N77(50M)_CP-OFDM_64 QAM_Outer_Full_Mid_CH



N77(50M)_CP-OFDM_256 QAM_Outer_Full_Mid_CH



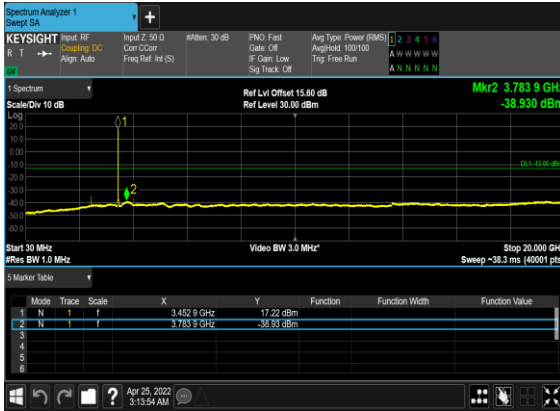
Conducted Spurious Emissions

NR Band	SCS (kHz)	Bandwidth (MHz)	Arfcn	Freq (MHz)	Modulation	RB	Result	Verdict
77	15	10	630334	3455.01	DFT-s-OFDM BPSK	1@0	see graph	---
77	15	10	630334	3455.01	DFT-s-OFDM BPSK	1@0	see graph	PASS
77	15	10	630334	3455.01	DFT-s-OFDM BPSK	1@0	see graph	PASS
77	15	10	630334	3455.01	DFT-s-OFDM QPSK	1@0	see graph	---
77	15	10	630334	3455.01	DFT-s-OFDM QPSK	1@0	see graph	PASS
77	15	10	630334	3455.01	DFT-s-OFDM QPSK	1@0	see graph	PASS
77	15	10	633334	3500.01	DFT-s-OFDM BPSK	1@0	see graph	---
77	15	10	633334	3500.01	DFT-s-OFDM BPSK	1@0	see graph	PASS
77	15	10	633334	3500.01	DFT-s-OFDM BPSK	1@0	see graph	PASS
77	15	10	633334	3500.01	DFT-s-OFDM QPSK	1@0	see graph	---
77	15	10	633334	3500.01	DFT-s-OFDM QPSK	1@0	see graph	PASS
77	15	10	633334	3500.01	DFT-s-OFDM QPSK	1@0	see graph	PASS
77	15	10	636333	3544.995	DFT-s-OFDM BPSK	1@0	see graph	---
77	15	10	636333	3544.995	DFT-s-OFDM BPSK	1@0	see graph	PASS
77	15	10	636333	3544.995	DFT-s-OFDM BPSK	1@0	see graph	PASS
77	15	10	636333	3544.995	DFT-s-OFDM QPSK	1@0	see graph	---
77	15	10	636333	3544.995	DFT-s-OFDM QPSK	1@0	see graph	PASS
77	15	10	636333	3544.995	DFT-s-OFDM QPSK	1@0	see graph	PASS
77	15	25	630834	3462.51	DFT-s-OFDM BPSK	1@0	see graph	---
77	15	25	630834	3462.51	DFT-s-OFDM BPSK	1@0	see graph	PASS
77	15	25	630834	3462.51	DFT-s-OFDM BPSK	1@0	see graph	PASS
77	15	25	630834	3462.51	DFT-s-OFDM QPSK	1@0	see graph	---

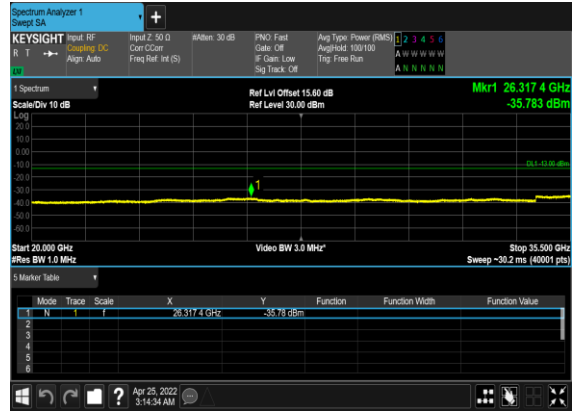
77	15	25	630834	3462.51	DFT-s-OFDM QPSK	1@0	see graph	PASS
77	15	25	630834	3462.51	DFT-s-OFDM QPSK	1@0	see graph	PASS
77	15	25	633334	3500.01	DFT-s-OFDM BPSK	1@0	see graph	---
77	15	25	633334	3500.01	DFT-s-OFDM BPSK	1@0	see graph	PASS
77	15	25	633334	3500.01	DFT-s-OFDM BPSK	1@0	see graph	PASS
77	15	25	633334	3500.01	DFT-s-OFDM QPSK	1@0	see graph	---
77	15	25	633334	3500.01	DFT-s-OFDM QPSK	1@0	see graph	PASS
77	15	25	633334	3500.01	DFT-s-OFDM QPSK	1@0	see graph	PASS
77	15	25	635833	3537.495	DFT-s-OFDM BPSK	1@0	see graph	---
77	15	25	635833	3537.495	DFT-s-OFDM BPSK	1@0	see graph	PASS
77	15	25	635833	3537.495	DFT-s-OFDM BPSK	1@0	see graph	PASS
77	15	25	635833	3537.495	DFT-s-OFDM QPSK	1@0	see graph	---
77	15	25	635833	3537.495	DFT-s-OFDM QPSK	1@0	see graph	PASS
77	15	25	635833	3537.495	DFT-s-OFDM QPSK	1@0	see graph	PASS
77	15	50	631667	3475.005	DFT-s-OFDM BPSK	1@0	see graph	---
77	15	50	631667	3475.005	DFT-s-OFDM BPSK	1@0	see graph	PASS
77	15	50	631667	3475.005	DFT-s-OFDM BPSK	1@0	see graph	PASS
77	15	50	631667	3475.005	DFT-s-OFDM QPSK	1@0	see graph	---
77	15	50	631667	3475.005	DFT-s-OFDM QPSK	1@0	see graph	PASS
77	15	50	631667	3475.005	DFT-s-OFDM QPSK	1@0	see graph	PASS
77	15	50	633334	3500.01	DFT-s-OFDM BPSK	1@0	see graph	---
77	15	50	633334	3500.01	DFT-s-OFDM BPSK	1@0	see graph	PASS
77	15	50	633334	3500.01	DFT-s-OFDM BPSK	1@0	see graph	PASS
77	15	50	633334	3500.01	DFT-s-OFDM QPSK	1@0	see graph	---

77	15	50	633334	3500.01	DFT-s-OFDM QPSK	1@0	see graph	PASS
77	15	50	633334	3500.01	DFT-s-OFDM QPSK	1@0	see graph	PASS
77	15	50	635000	3525.0	DFT-s-OFDM BPSK	1@0	see graph	---
77	15	50	635000	3525.0	DFT-s-OFDM BPSK	1@0	see graph	PASS
77	15	50	635000	3525.0	DFT-s-OFDM BPSK	1@0	see graph	PASS
77	15	50	635000	3525.0	DFT-s-OFDM QPSK	1@0	see graph	---
77	15	50	635000	3525.0	DFT-s-OFDM QPSK	1@0	see graph	PASS
77	15	50	635000	3525.0	DFT-s-OFDM QPSK	1@0	see graph	PASS

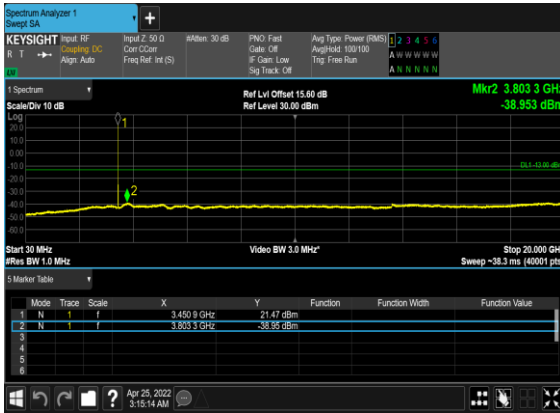
N77(10M)_DFT-s-OFDM_BPSK_Edge_1RB_Left_Low_CH



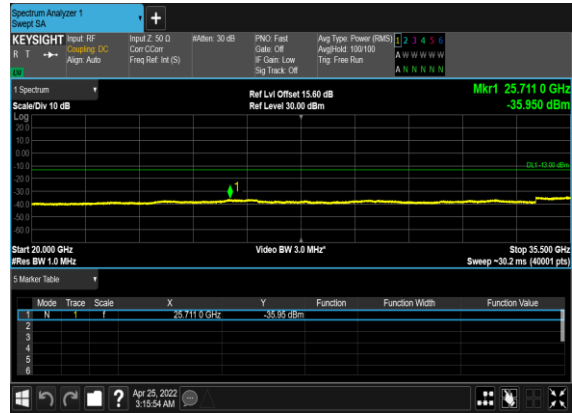
N77(10M)_DFT-s-OFDM_BPSK_Edge_1RB_Left_Low_CH



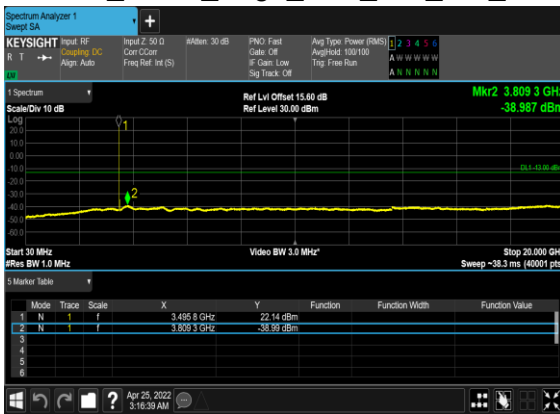
N77(10M)_DFT-s-OFDM_QPSK_Edge_1RB_Left_Low_CH



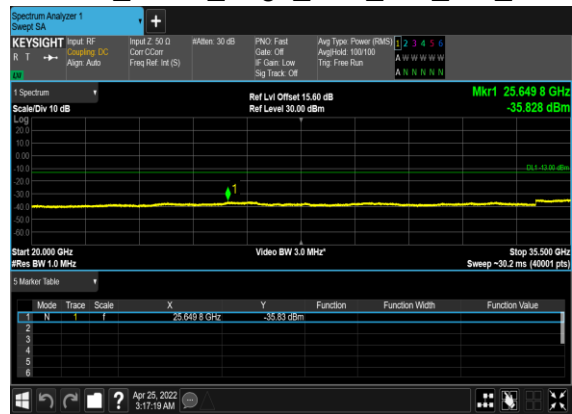
N77(10M)_DFT-s-OFDM_QPSK_Edge_1RB_Left_Low_CH



N77(10M)_DFT-s-OFDM_BPSK_Edge_1RB_Left_Mid_CH



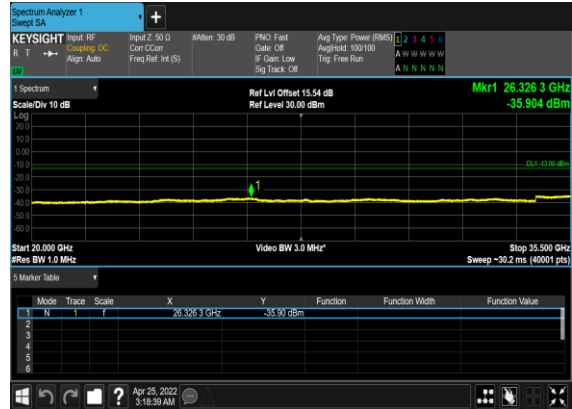
N77(10M)_DFT-s-OFDM_BPSK_Edge_1RB_Left_Mid_CH



N77(10M)_DFT-s-OFDM_QPSK_Edge_1RB_Left_Mid_CH



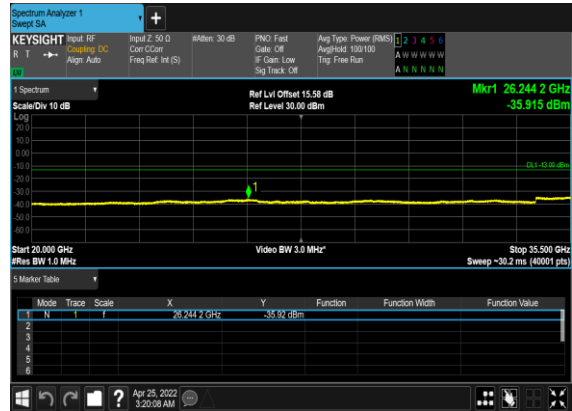
N77(10M)_DFT-s-OFDM_QPSK_Edge_1RB_Left_Mid_CH



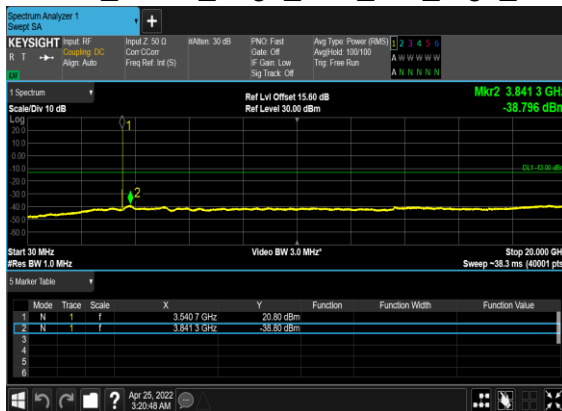
N77(10M)_DFT-s-OFDM_BPSK_Edge_1RB_Left_High_CH



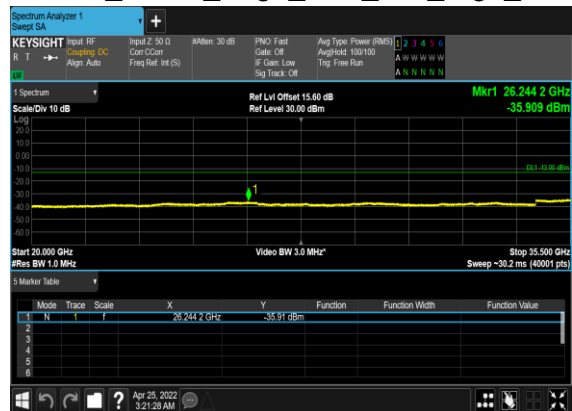
N77(10M)_DFT-s-OFDM_BPSK_Edge_1RB_Left_High_CH



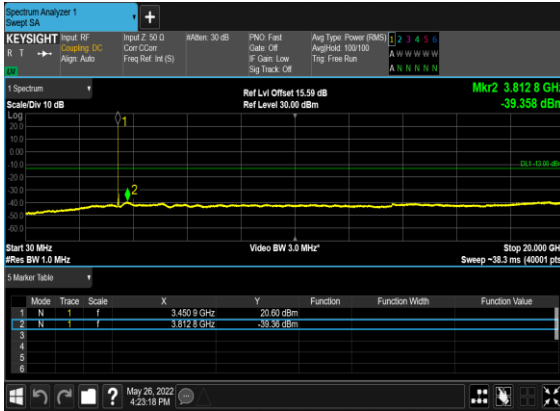
N77(10M)_DFT-s-OFDM_QPSK_Edge_1RB_Left_High_CH



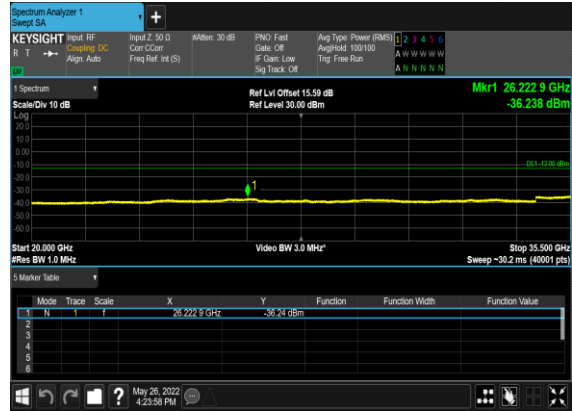
N77(10M)_DFT-s-OFDM_QPSK_Edge_1RB_Left_High_CH



N77(25M)_DFT-s-OFDM_BPSK_Edge_1RB_Left_Low_CH



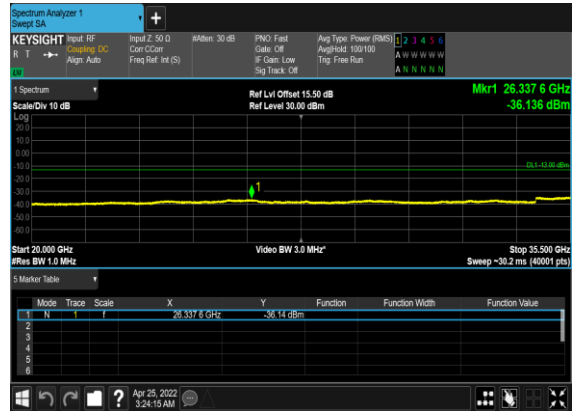
N77(25M)_DFT-s-OFDM_BPSK_Edge_1RB_Left_Low_CH



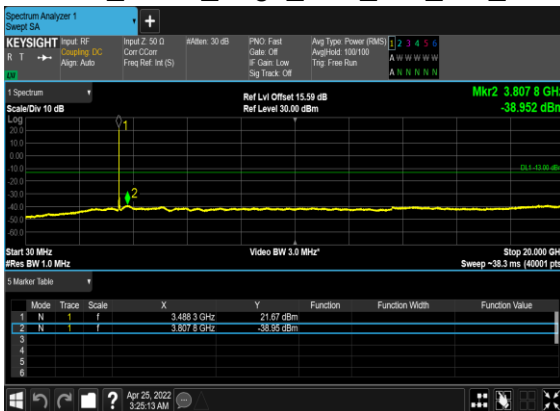
N77(25M)_DFT-s-OFDM_QPSK_Edge_1RB_Left_Low_CH



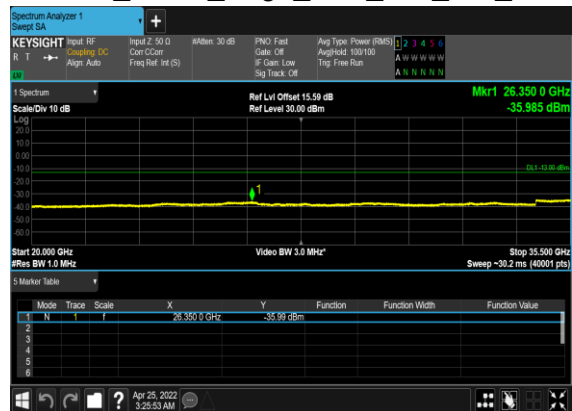
N77(25M)_DFT-s-OFDM_QPSK_Edge_1RB_Left_Low_CH



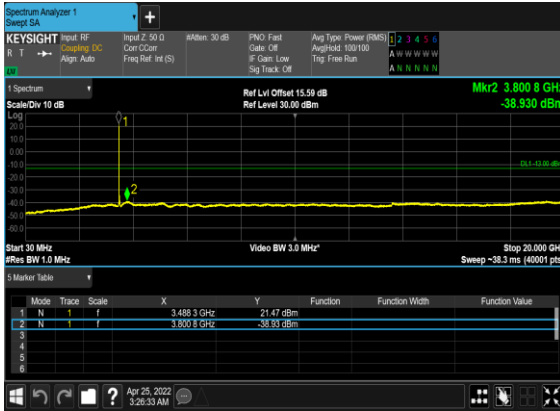
N77(25M)_DFT-s-OFDM_BPSK_Edge_1RB_Left_Mid_CH



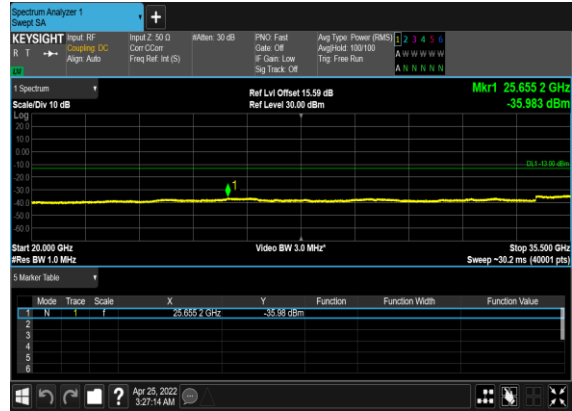
N77(25M)_DFT-s-OFDM_BPSK_Edge_1RB_Left_Mid_CH



N77(25M)_DFT-s-OFDM_QPSK_Edge_1RB_Left_Mid_CH



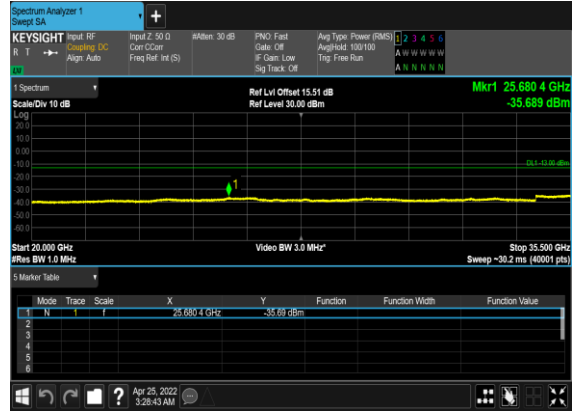
N77(25M)_DFT-s-OFDM_QPSK_Edge_1RB_Left_Mid_CH



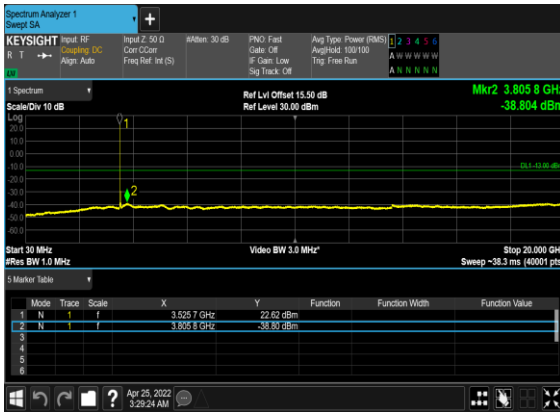
N77(25M)_DFT-s-OFDM_BPSK_Edge_1RB_Left_High_CH



N77(25M)_DFT-s-OFDM_BPSK_Edge_1RB_Left_High_CH



N77(25M)_DFT-s-OFDM_QPSK_Edge_1RB_Left_High_CH



N77(25M)_DFT-s-OFDM_QPSK_Edge_1RB_Left_High_CH

