

**Appendix D. SAR Test Setup Photos**

**Head Exposure Condition**




**Right Cheek, Test Separation 0 mm**



**Right Tilted, Test Separation 0 mm**



**Left Cheek, Test Separation 0 mm**



**Left Tilted, Test Separation 0 mm**

**Body-worn Exposure Condition**



**Front, Test Separation 5 mm**



**Back, Test Separation 5 mm**

Product Specific 10g SAR



Front, Test Separation 0 mm



Back, Test Separation 0 mm



Left Side, Test Separation 0 mm



Right Side, Test Separation 0 mm




Top Side, Test Separation 0 mm




Bottom Side, Test Separation 0 mm


**Appendix D. PD Test Setup Photos**



Top Side, Test Separation 2 mm

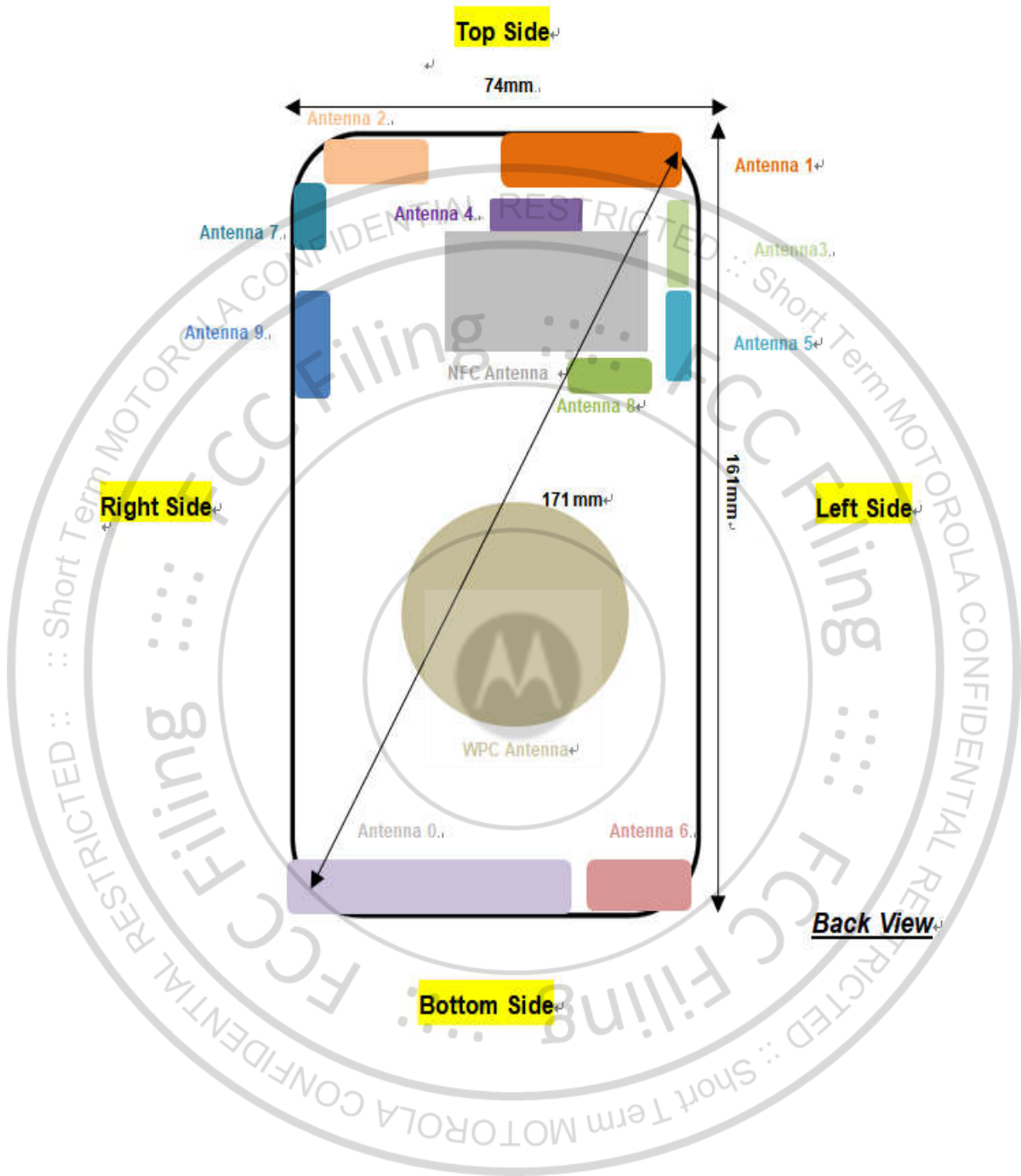


Top Side, Test Separation 10 mm



Top Side, Test Separation 8.59 mm

### Antenna Location





Antenna	Support Band
Antenna 0	GSM: 850/1900<TX/RX> WCDMA: B2/B4/B5<TX/RX> LTE: B2/B4/B5/B12/B13/B14/B17/B25/B26 /B66/B71 <TX/RX> NR SA: n2/n5/n12/n14/n25/n26/n66/n70/n71 <TX/RX> NR NSA: n2/n5/n12 /n25/n26/n66/n70/n71 <TX/RX>
Antenna 1	LTE: B2/B4/B5 /B12 /B13/B14/B17/B25/B26/B66/B71 <TX/RX> NR SA: n2/n5/n12/n14/n25/n26/n66/n70/n71 <TX/RX> NR SA: n2/n5/n12/n25/n26/n66/n70/n71 <TX/RX>
Antenna 2	Bluetooth Chain 0<TX/RX> WIFI 2.4G Chain 0<TX/RX> WIFI 5G/6E Chain 0<TX/RX>
Antenna 3	LTE: B48 <TX/RX> NR SA/NSA: n48/n77/n78<TX/RX>
Antenna 4	LTE: B48 <TX/RX> NR SA/NSA: n48/n77/n78<TX/RX>
Antenna 5	LTE: B48 <TX/RX> NR: n41<TX/RX> NR SA/NSA: n48/n77/n78<TX/RX>
Antenna 6	LTE: B7/30/38/41 <TX/RX> NR SA/NSA: n30/n41<TX/RX>
Antenna 7	NR: n41< RX>
Antenna 8	LTE: B41/48 <TX/RX> NR NSA: n7/n41/n48/n77/n78<TX/RX> NR SA: n41/n48/n77/n78<TX/RX>
Antenna 9	WIFI 2.4G Chain 1<TX/RX> WIFI 5G/6E Chain 1<TX/RX>
NFC Antenna	NFC<TX/RX>
WPC Antenna	WPT<TX/RX>

Note:

- 5G NR n41 ant 7 support SRS (Sounding Reference Signal) functionality.
- 5G NR n41 ant 5 only for SRS (Sounding Reference Signal) functionality and UL MIMO mode.