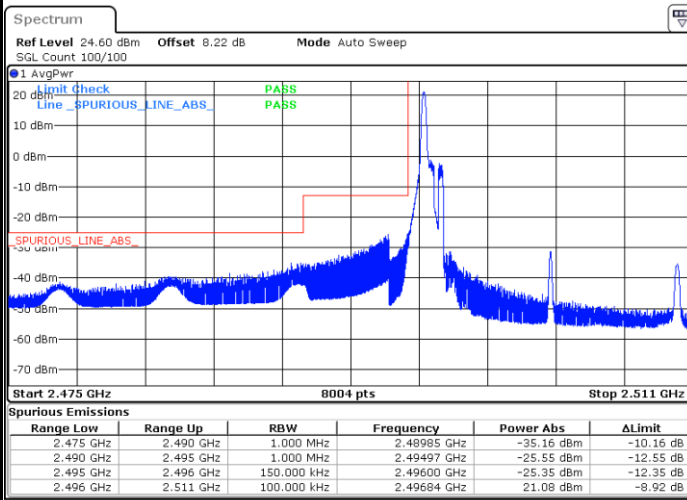




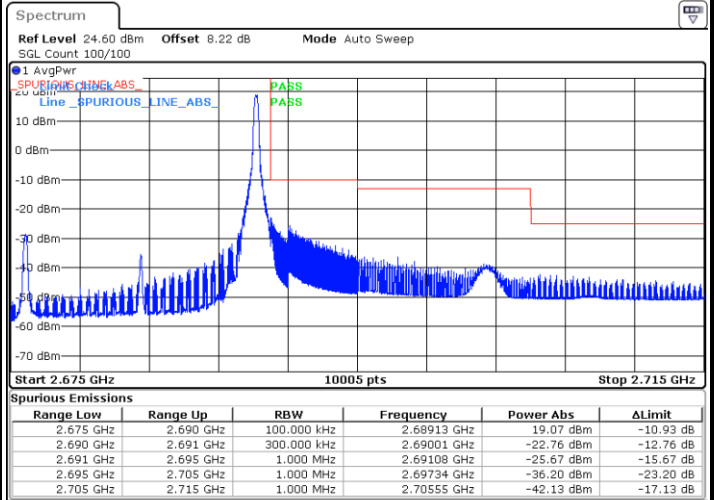
LTE Band 41 / 15MHz / 64QAM

Lowest Band Edge / 1 RB



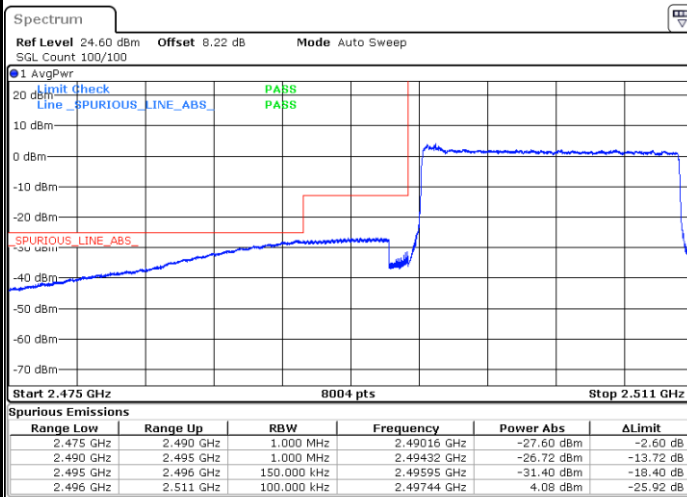
Date: 16.JAN.2022 19:19:39

Highest Band Edge / 1 RB



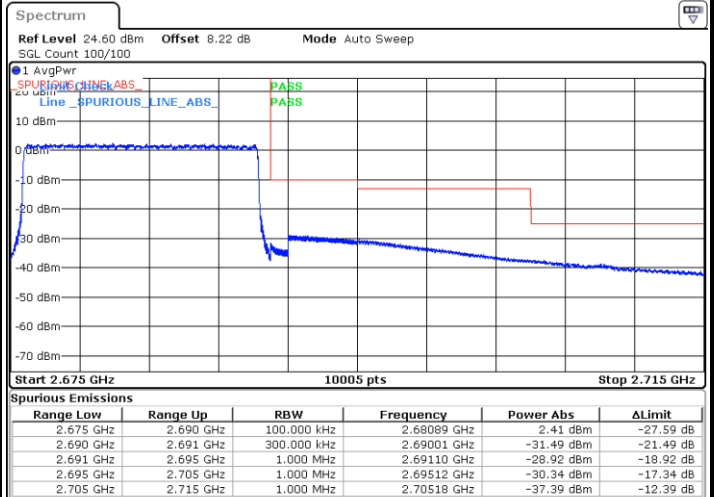
Date: 16.JAN.2022 19:32:41

Lowest Band Edge / Full RB



Date: 16.JAN.2022 19:21:22

Highest Band Edge / Full RB

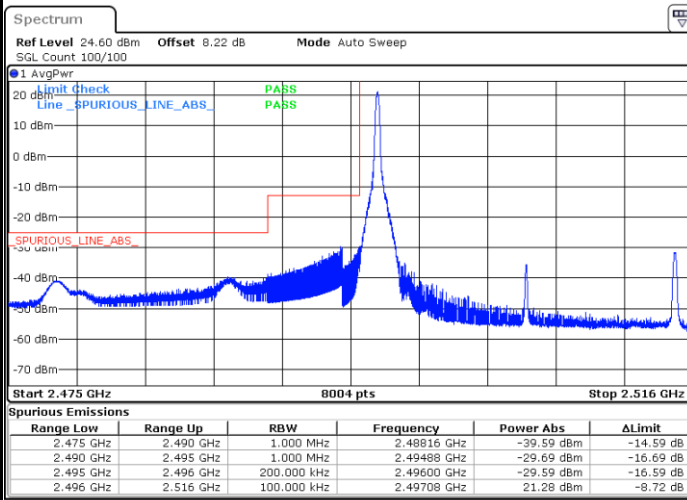


Date: 16.JAN.2022 19:34:24



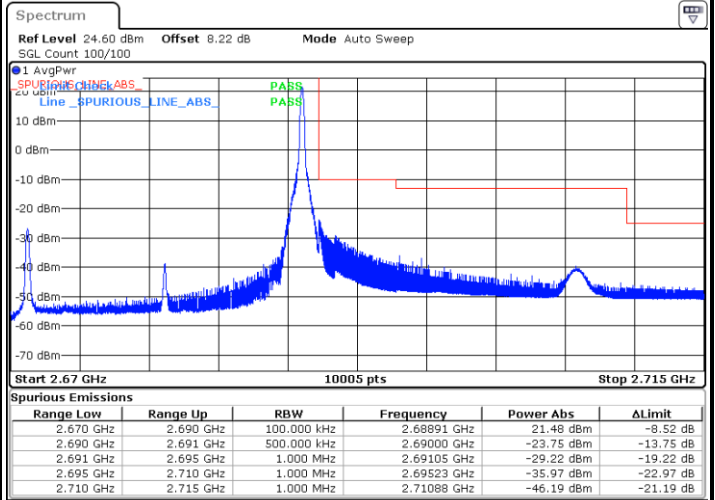
LTE Band 41 / 20MHz / QPSK

Lowest Band Edge / 1 RB



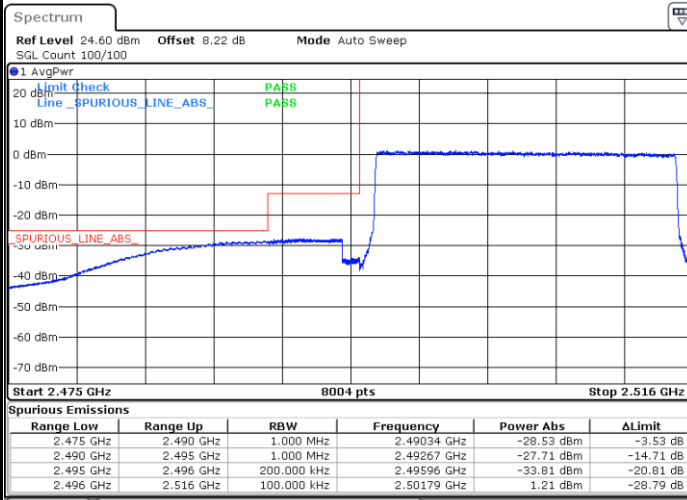
Date: 16. JAN. 2022 19:40:47

Highest Band Edge / 1 RB



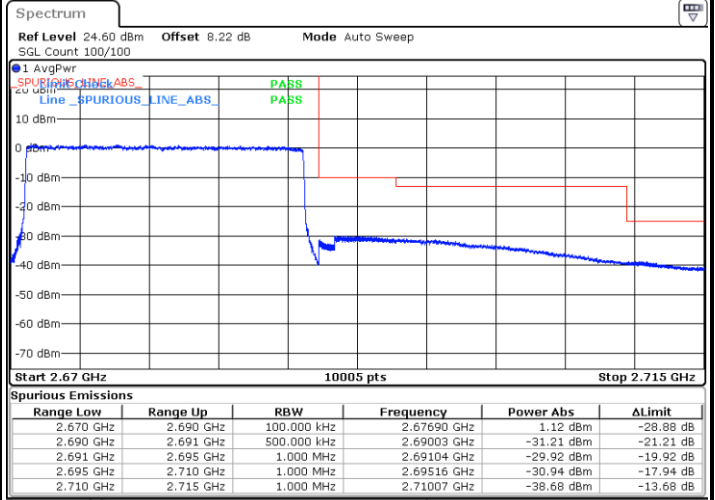
Date: 16. JAN. 2022 19:53:49

Lowest Band Edge / Full RB



Date: 16. JAN. 2022 19:49:22

Highest Band Edge / Full RB

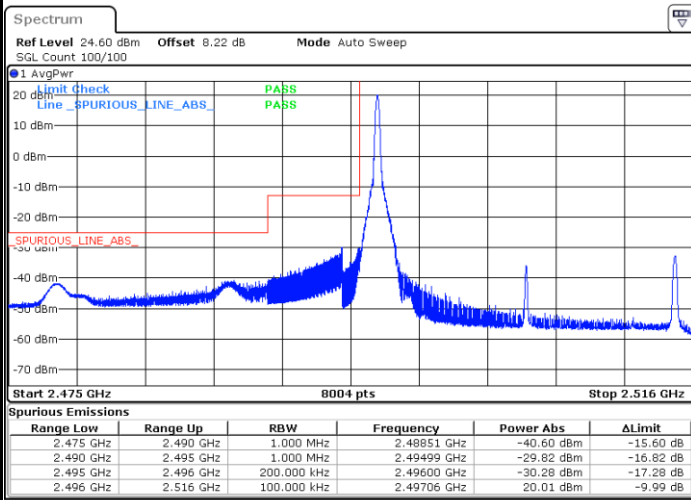


Date: 16. JAN. 2022 20:02:23



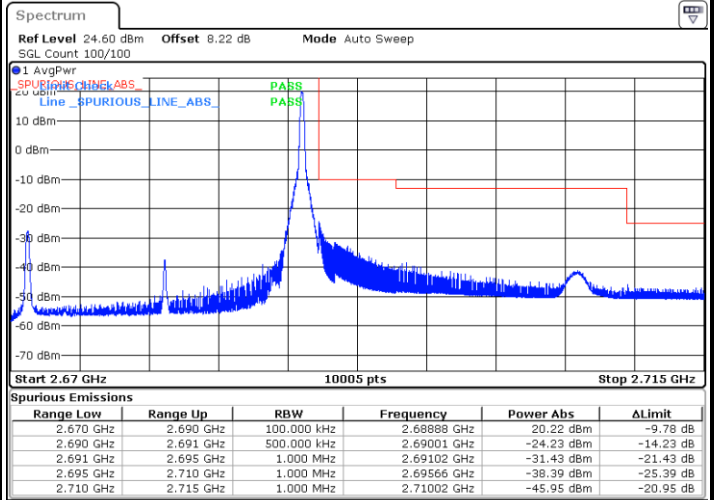
LTE Band 41 / 20MHz / 16QAM

Lowest Band Edge / 1 RB



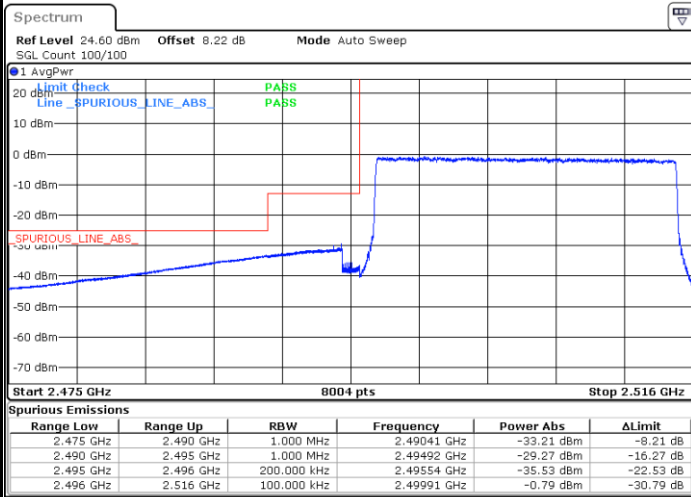
Date: 16. JAN. 2022 19:42:30

Highest Band Edge / 1 RB



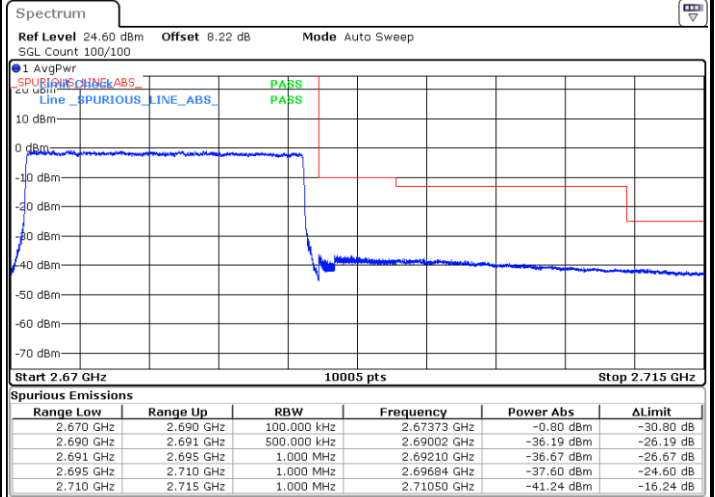
Date: 16. JAN. 2022 19:55:32

Lowest Band Edge / Full RB



Date: 16. JAN. 2022 19:47:39

Highest Band Edge / Full RB

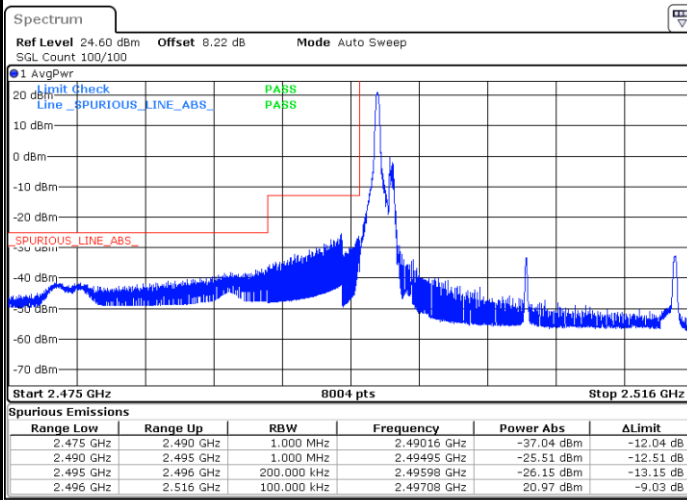


Date: 16. JAN. 2022 20:00:41



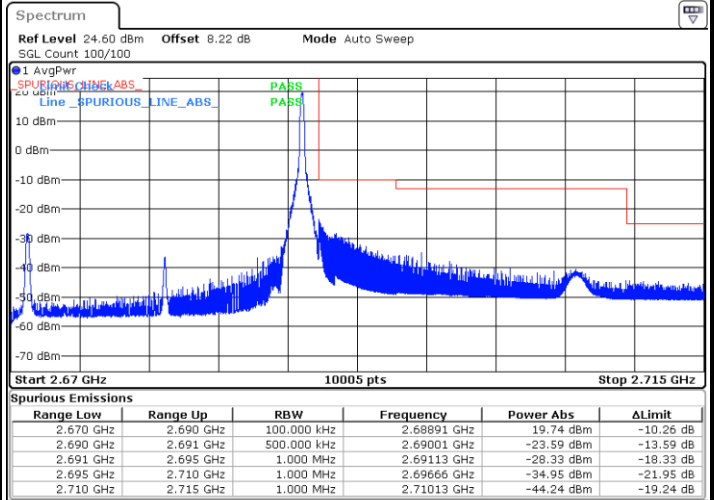
LTE Band 41 / 20MHz / 64QAM

Lowest Band Edge / 1 RB



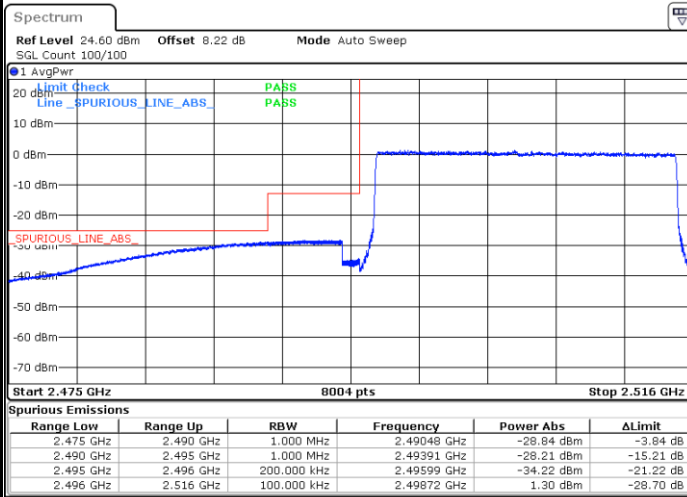
Date: 16.JAN.2022 19:44:13

Highest Band Edge / 1 RB



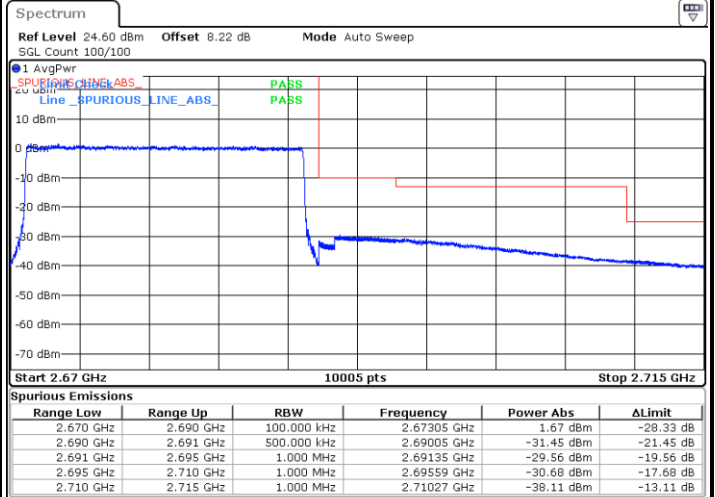
Date: 16.JAN.2022 19:57:15

Lowest Band Edge / Full RB



Date: 16.JAN.2022 19:45:56

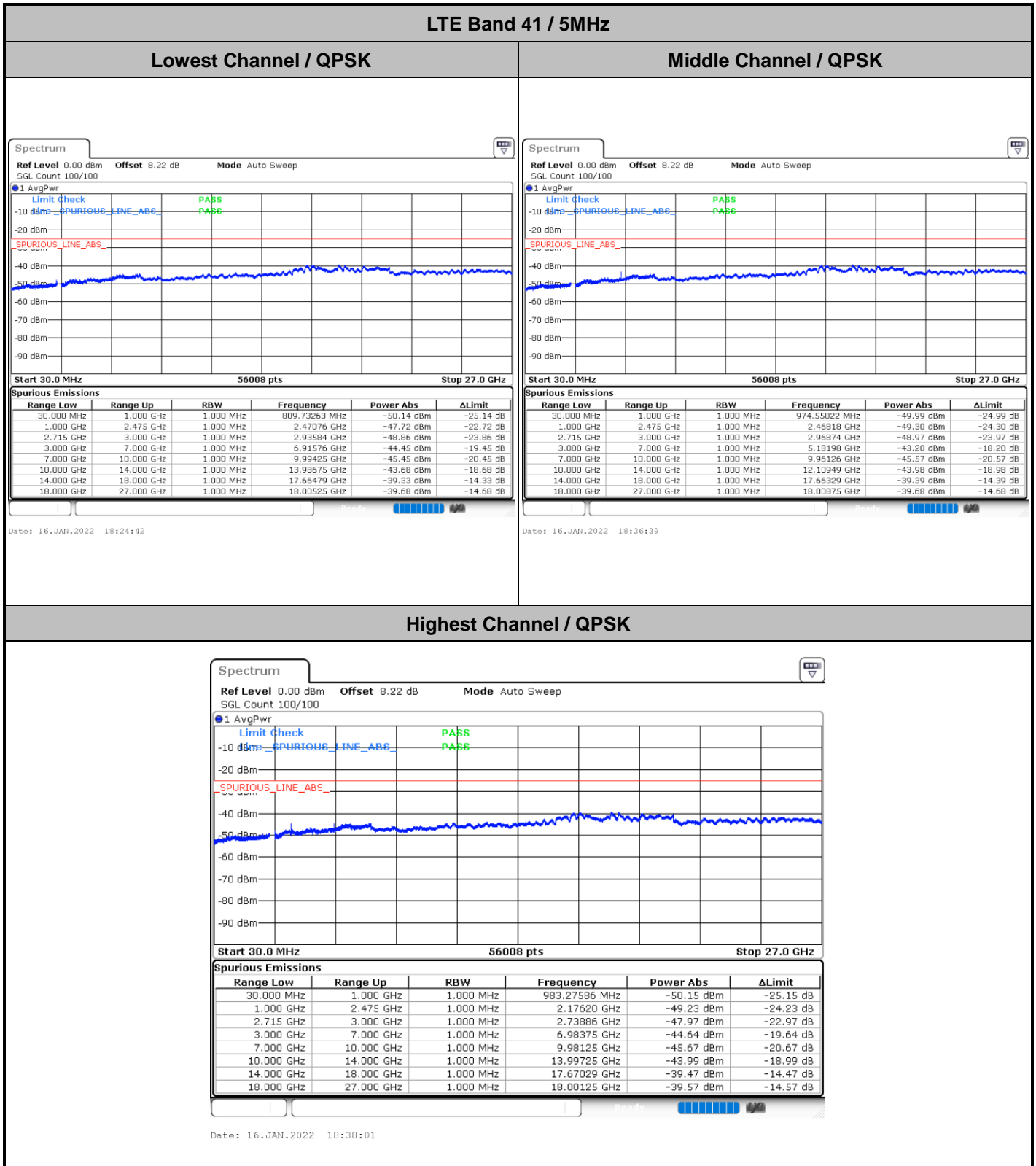
Highest Band Edge / Full RB



Date: 16.JAN.2022 19:58:58



# Conducted Spurious Emission

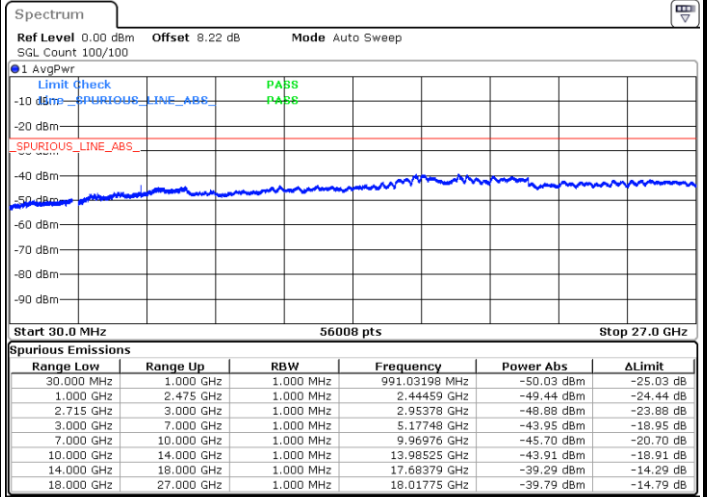
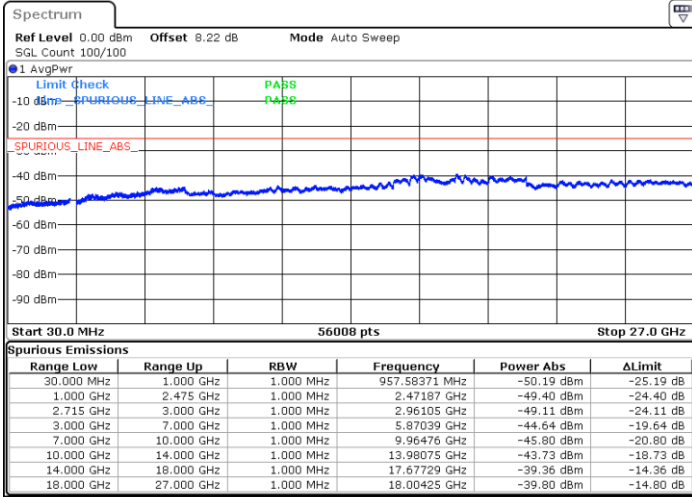




LTE Band 41 / 10MHz

Lowest Channel / QPSK

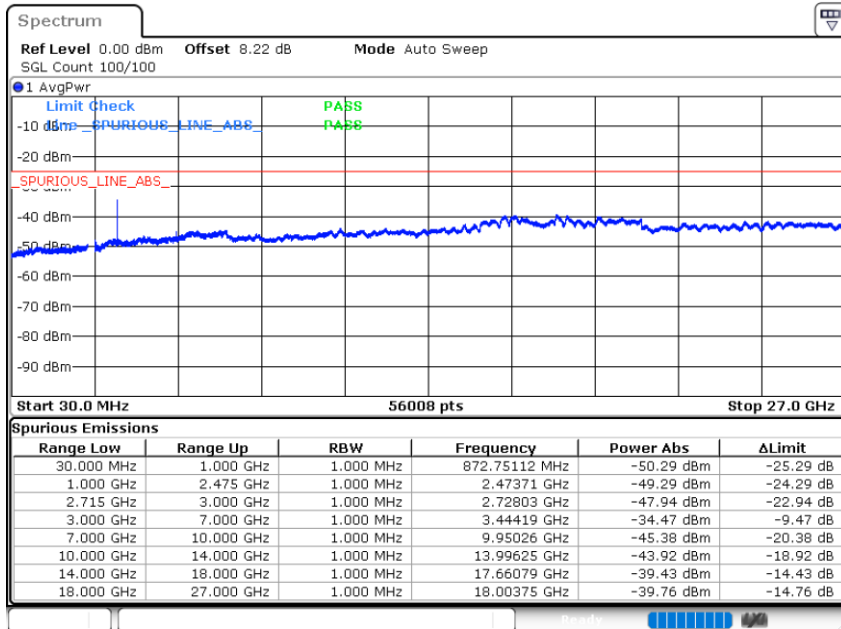
Middle Channel / QPSK



Date: 16.JAN.2022 18:49:41

Date: 16.JAN.2022 19:01:38

Highest Channel / QPSK

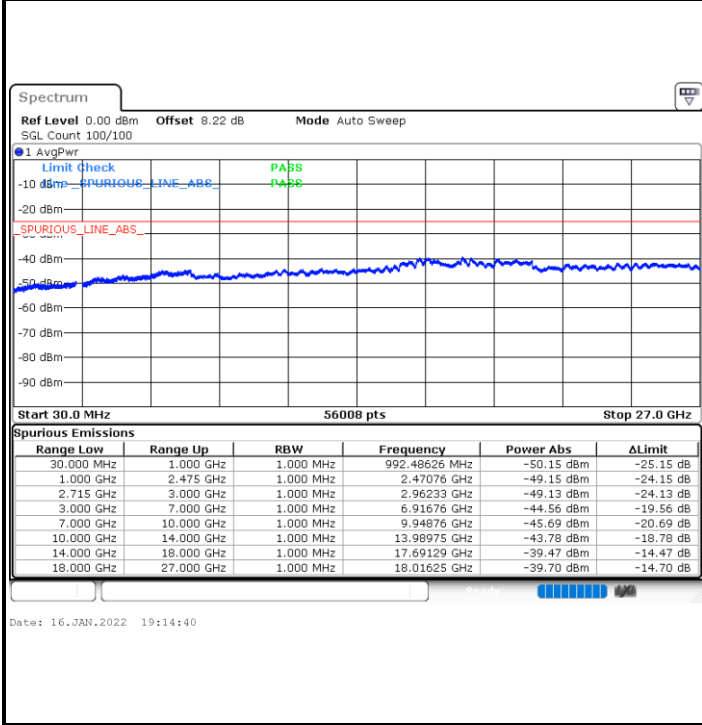


Date: 16.JAN.2022 19:03:00

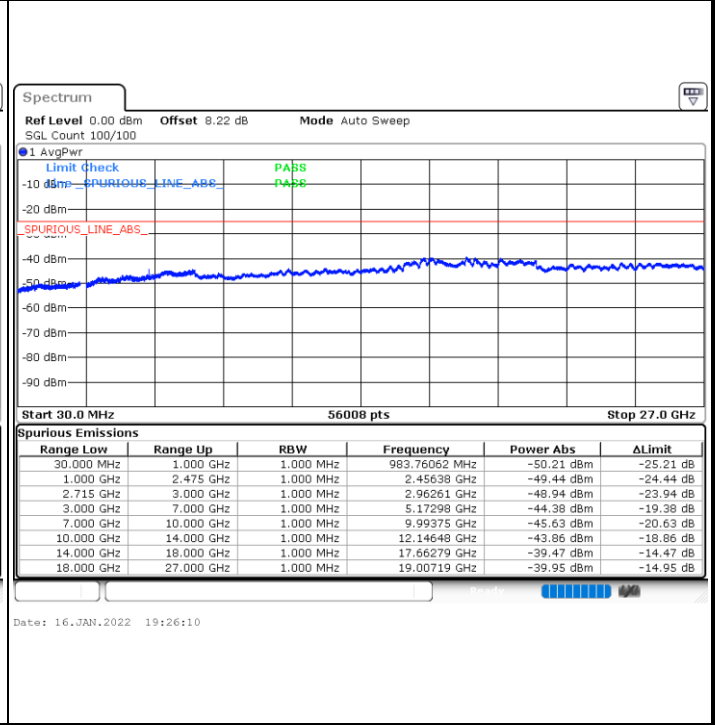


**LTE Band 41 / 15MHz**

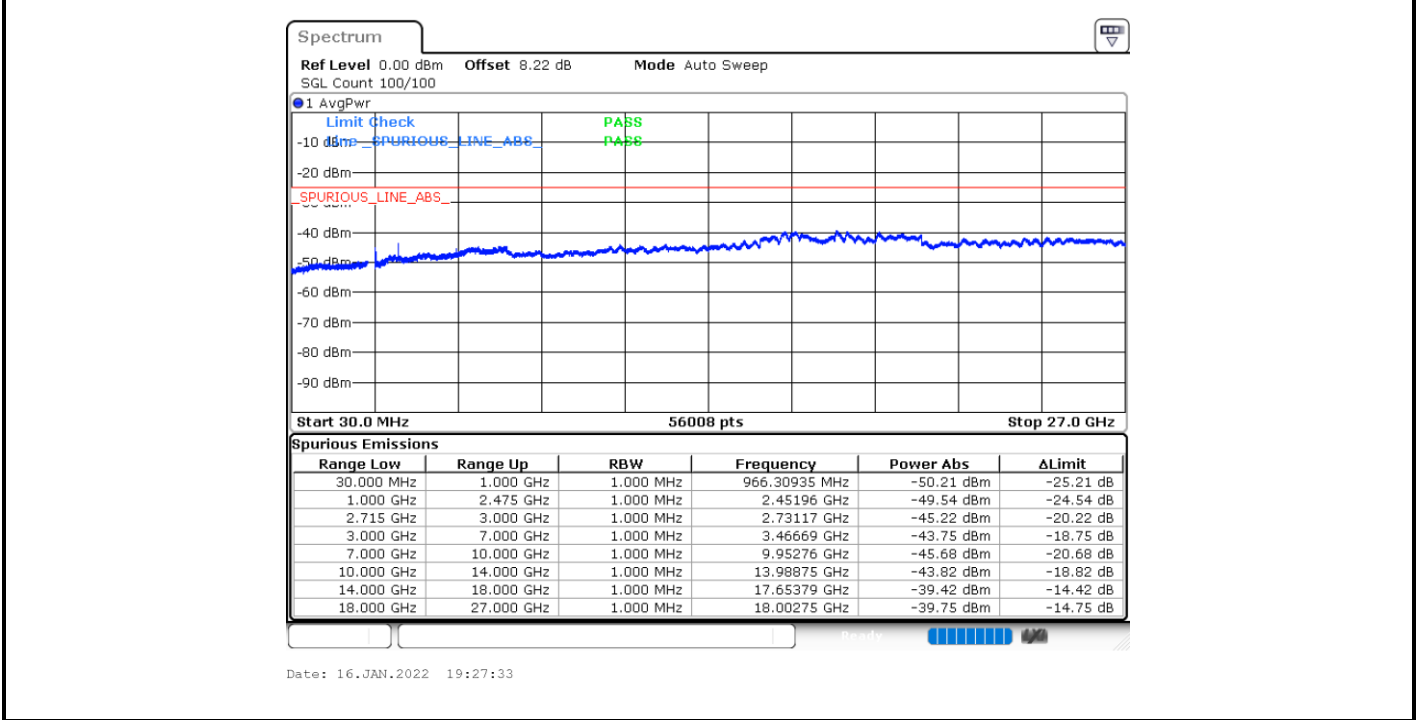
**Lowest Channel / QPSK**



**Middle Channel / QPSK**



**Highest Channel / QPSK**

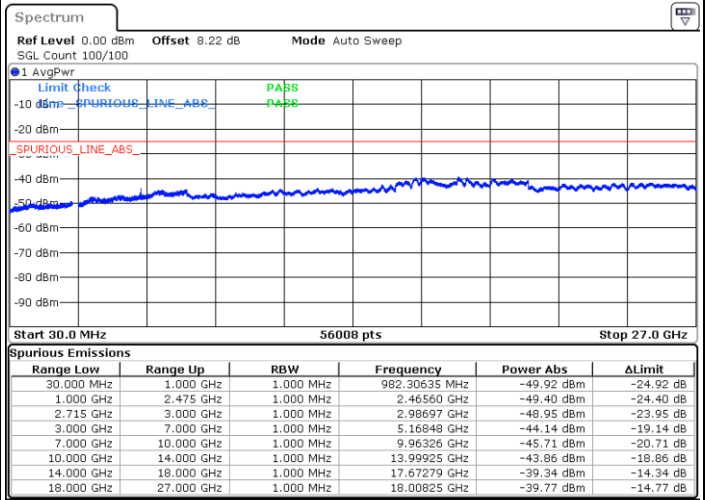
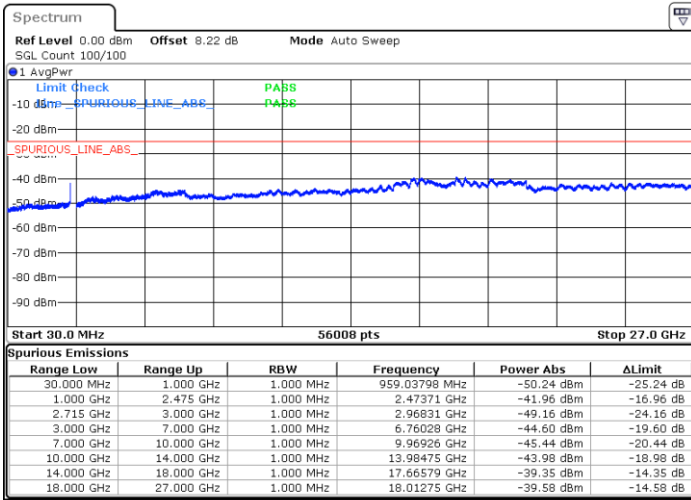




LTE Band 41 / 20MHz

Lowest Channel / QPSK

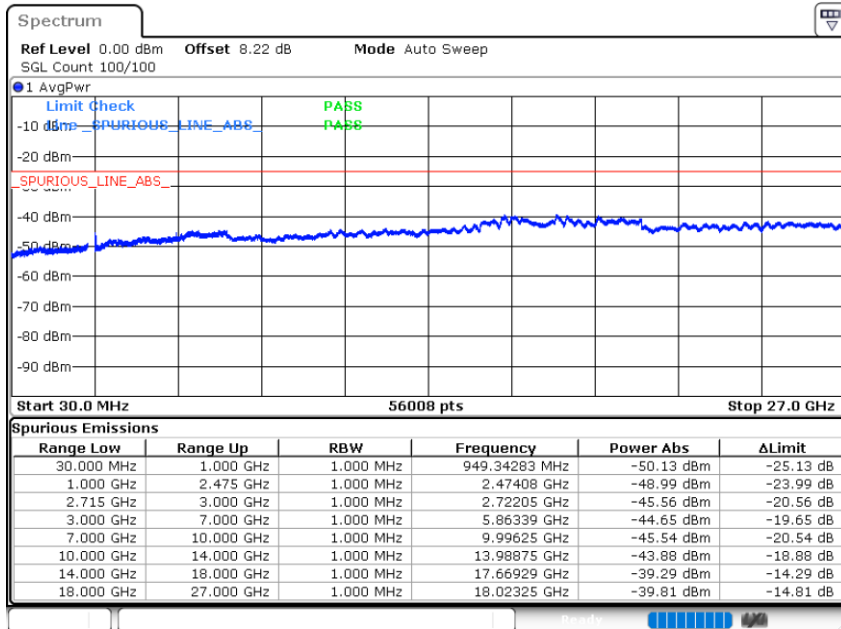
Middle Channel / QPSK



Date: 16.JAN.2022 19:39:13

Date: 16.JAN.2022 19:50:44

Highest Channel / QPSK



Date: 16.JAN.2022 19:52:06





Frequency Stability

Test Conditions		LTE Band 41 (QPSK) / Middle Channel	Limit
Temperature (°C)	Voltage (Volt)	BW 10MHz	Note 2.
		Deviation (ppm)	Result
50	Normal Voltage	0.0021	PASS
40	Normal Voltage	0.0025	
30	Normal Voltage	0.0016	
20(Ref.)	Normal Voltage	0.0000	
10	Normal Voltage	0.0011	
0	Normal Voltage	0.0019	
-10	Normal Voltage	0.0013	
-20	Normal Voltage	0.0008	
-30	Normal Voltage	0.0021	
20	Maximum Voltage	0.0017	
20	Normal Voltage	0.0009	
20	Battery End Point	0.0015	

Note:

1. Normal Voltage =3.87 V. ; Battery End Point (BEP) =3.5 V. ; Maximum Voltage =4.45 V.
2. Note: The frequency fundamental emissions stay within the authorized frequency block.



## Appendix B. Test Results of Radiated Test

### Radiated Spurious Emission

Test Engineer :	Chris Chen	Temperature :	22~23°C
		Relative Humidity :	41~42%

LTE Band 2 / 20MHz / QPSK								
Channel	Frequency ( MHz )	EIRP ( dBm )	Limit ( dBm )	Over Limit ( dB )	S.G. Power ( dBm )	TX Cable loss ( dB )	TX Antenna Gain (dBi)	Polarization (H/V)
Middle	3735	-56.12	-13	-43.12	-68.38	2.64	14.90	H
	5610	-53.61	-13	-40.61	-65.47	2.94	14.80	H
	7485	-52.70	-13	-39.70	-62.47	3.39	13.16	H
	3735	-55.80	-13	-42.80	-68.06	2.64	14.90	V
	5610	-53.87	-13	-40.87	-65.73	2.94	14.80	V
	7485	-52.64	-13	-39.64	-62.41	3.39	13.16	V

Remark: Spurious emissions within 30-1000MHz were found more than 20dB below limit line.

LTE Band 7 / 20MHz / QPSK								
Channel	Frequency ( MHz )	EIRP ( dBm )	Limit ( dBm )	Over Limit ( dB )	S.G. Power ( dBm )	TX Cable loss ( dB )	TX Antenna Gain (dBi)	Polarization (H/V)
Middle	5050	-63.01	-25	-38.01	-73.22	3.03	13.24	H
	7584	-59.93	-25	-34.93	-69.38	3.56	13.01	H
	10104	-62.57	-25	-37.57	-72.09	3.92	13.44	H
	5050	-63.14	-25	-38.14	-73.35	3.03	13.24	V
	7584	-57.19	-25	-32.19	-66.64	3.56	13.01	V
	10104	-63.09	-25	-38.09	-72.61	3.92	13.44	V

Remark: Spurious emissions within 30-1000MHz were found more than 20dB below limit line.

LTE Band 26 / 15MHz / QPSK								
Channel	Frequency ( MHz )	ERP ( dBm )	Limit ( dBm )	Over Limit ( dB )	S.G. Power ( dBm )	TX Cable loss ( dB )	TX Antenna Gain (dBi)	Polarization (H/V)
Middle	1656	-64.51	-13	-51.51	-71.48	1.58	10.70	H
	2488	-60.14	-13	-47.14	-68.39	2.102	12.50	H
	3320	-59.46	-13	-46.46	-68.35	2.856	13.90	H
	1656	-63.66	-13	-50.66	-70.63	1.58	10.70	V
	2488	-58.41	-13	-45.41	-66.66	2.10	12.50	V
	3320	-59.72	-13	-46.72	-68.61	2.86	13.90	V

Remark: Spurious emissions within 30-1000MHz were found more than 20dB below limit line.



LTE Band 41 / 20MHz / QPSK								
Channel	Frequency ( MHz )	EIRP ( dBm )	Limit ( dBm )	Over Limit ( dB )	S.G. Power ( dBm )	TX Cable loss ( dB )	TX Antenna Gain (dBi)	Polarization (H/V)
Middle	5162	-59.01	-25	-34.01	-69.22	3.03	13.24	H
	7752	-60.20	-25	-35.20	-69.65	3.56	13.01	H
	10342	-60.88	-25	-35.88	-70.40	3.92	13.44	H
	5162	-59.79	-25	-34.79	-70.00	3.03	13.24	V
	7752	-57.21	-25	-32.21	-66.66	3.56	13.01	V
	10342	-61.07	-25	-36.07	-70.59	3.92	13.44	V

Remark: Spurious emissions within 30-1000MHz were found more than 20dB below limit line.