



FCC RF Test Report

APPLICANT : Motorola Mobility LLC
EQUIPMENT : Mobile Cellular Phone
BRAND NAME : Motorola
MODEL NAME : XT2175-1
FCC ID : IHDT56AC1
STANDARD : 47 CFR Part 2, 22, 27
CLASSIFICATION : PCS Licensed Transmitter Held to Ear (PCE)
TEST DATE(S) : Sep. 15, 2021 ~ Sep. 28, 2021

We, Sporton International (Kunshan) Inc., would like to declare that the tested sample has been evaluated in accordance with the procedures given in ANSI C63.26-2015 and shown compliance with the applicable technical standards.

This report contains data that were produced under subcontract by Sporton International (Shenzhen) Inc.

The test results in this report apply exclusively to the tested model / sample. Without written approval of Sporton International (Kunshan) Inc., the test report shall not be reproduced except in full.

Reviewed by: Jason Jia / Supervisor

Approved by: Alex Wang / Manager



Sporton International (Kunshan) Inc.

**No. 1098, Pengxi North Road, Kunshan Economic Development Zone Jiangsu Province 215300
People's Republic of China**



TABLE OF CONTENTS

REVISION HISTORY...3
SUMMARY OF TEST RESULT...4
1. GENERAL DESCRIPTION...5
1.1 Applicant...5
1.2 Manufacturer...5
1.3 Product Feature of Equipment Under Test...5
1.4 Product Specification of Equipment Under Test...6
1.5 Modification of EUT...6
1.6 Maximum ERP/EIRP Power and Emission Designator...7
1.7 Testing Location...8
1.8 Test Software...8
1.9 Applicable Standards...9
1.10 Specification of Accessory...9
2. TEST CONFIGURATION OF EQUIPMENT UNDER TEST...10
2.1 Test Mode...10
2.2 Connection Diagram of Test System...12
2.3 Support Unit used in test configuration and system...12
2.4 Measurement Results Explanation Example...12
2.5 Frequency List of Low/Middle/High Channels...13
3. CONDUCTED TEST ITEMS...15
3.1 Measuring Instruments...15
3.2 Test Setup...15
3.3 Test Result of Conducted Test...15
3.4 Conducted Output Power and ERP/EIRP...16
3.5 Peak-to-Average Ratio...17
3.6 Occupied Bandwidth...18
3.7 Conducted Band Edge...19
3.8 Conducted Spurious Emission...21
3.9 Frequency Stability...22
4. RADIATED TEST ITEMS...23
4.1 Measuring Instruments...23
4.2 Test Setup...23
4.3 Test Result of Radiated Test...24
4.4 Radiated Spurious Emission...25
5. LIST OF MEASURING EQUIPMENT...26
6. UNCERTAINTY OF EVALUATION...27
APPENDIX A. TEST RESULTS OF CONDUCTED TEST
APPENDIX B. TEST RESULTS OF RADIATED TEST
APPENDIX C. TEST SETUP PHOTOGRAPHS



REVISION HISTORY

REPORT NO.	VERSION	DESCRIPTION	ISSUED DATE
FG172703F	Rev. 01	Initial issue of report	Oct. 19, 2021



SUMMARY OF TEST RESULT

Report Section	FCC Rule	Description	Limit	Result	Remark
3.4	§2.1046	Conducted Output Power	Reporting Only	PASS	-
	§22.913(a)(5)	Effective Radiated Power (5G NR n5)	ERP < 7 Watt		
	§27.50(h)(2)	Equivalent Isotropic Radiated Power (5G NR n7) (5G NR n38)	EIRP < 2Watt		
	§27.50(d)(4)	Equivalent Isotropic Radiated Power (5G NR n66)	EIRP < 1Watt		
3.5	§27.50(j)(4)	Peak-to-Average Ratio	<13 dB	PASS	-
3.6	§2.1049	Occupied Bandwidth	Reporting Only	PASS	-
3.7	§2.1051 §22.917(a) §27.53(h)	Conducted Band Edge Measurement (5G NR n5) (5G NR n66)	< 43+10log ₁₀ (P[Watts])	PASS	-
	§27.53(m)(4)	Conducted Band Edge Measurement (5G NR n7) (5G NR n38)	§27.53(m)(4)		
3.8	§2.1051 §22.917(a) §27.53(h)	Conducted Spurious Emission (5G NR n5) (5G NR n66)	< 43+10log ₁₀ (P[Watts])	PASS	-
	§2.1051 §27.53(m)(4)	Conducted Spurious Emission (5G NR n7) (5G NR n38)	< 55+10log ₁₀ (P[Watts])		
3.9	§2.1055 §22.355	Frequency Stability Temperature & Voltage	< 2.5 ppm for Part 22H	PASS	-
	§24.235 §27.54		Within Authorized Band		
4.4	§2.1053 §22.917(a) §27.53(h)	Radiated Spurious Emission (5G NR n5) (5G NR n66)	< 43+10log ₁₀ (P[Watts])	PASS	Under limit 18.63 dB at 7576.000 MHz
	§2.1053 §27.53(m)(4)	Radiated Spurious Emission (5G NR n7) (5G NR n38)	< 55+10log ₁₀ (P[Watts])		

Declaration of Conformity:

The test results with all measurement uncertainty excluded are presented in accordance with the regulation limits or requirements declared by manufacturers.

Comments and Explanations:

The declared of product specification for EUT presented in the report are provided by the manufacturer, and the manufacturer takes all the responsibilities for the accuracy of product specification.



1. General Description

1.1 Applicant

Motorola Mobility LLC
222 W,Merchandise Mart Plaza, Chicago IL 60654 USA

1.2 Manufacturer

Motorola Mobility LLC
222 W,Merchandise Mart Plaza, Chicago IL 60654 USA

1.3 Product Feature of Equipment Under Test

Product Feature	
Equipment	Mobile Cellular Phone
Brand Name	Motorola
Model Name	XT2175-1
FCC ID	IHDT56AC1
IMEI Code	Conducted : N/A Radiation : 350506880020724
HW Version	DVT2
SW Version	RRX31.Q3-38
EUT Stage	Identical Prototype

Remark: Only 5G NR bands are tested in this report, all the other RF bands are tested in the other reports separately.

1.4 Product Specification of Equipment Under Test

Standards-related Product Specification	
Tx Frequency	5G NR n5 : 824 MHz ~ 849 MHz 5G NR n7 : 2500 MHz ~ 2570 MHz 5G NR n38 : 2570 MHz ~ 2620 MHz 5G NR n66 : 1710 MHz ~ 1780 MHz
Rx Frequency	5G NR n5 : 869 MHz ~ 894 MHz 5G NR n7 : 2620 MHz ~ 2690 MHz 5G NR n38: 2570 MHz ~ 2620 MHz 5G NR n66 : 2110 MHz~ 2200 MHz
SCS	n5, n7, n66,: 15kHz; n38: 30kHz
Bandwidth	n5: 5MHz / 10MHz / 15MHz / 20MHz n7: 5MHz / 10MHz / 15MHz / 20MHz / 25MHz / 30MHz / 40MHz / 50MHz n38: 20MHz / 30MHz / 40MHz n66: 5MHz / 10MHz / 15MHz / 20MHz / 30MHz / 40MHz
Antenna Gain	5G NR n5: -7.4 dBi 5G NR n7: -6.5 dBi 5G NR n38: -6.5 dBi 5G NR n66: -3.7 dBi
Type of Modulation	CP-OFDM: QPSK / 16QAM / 64QAM / 256QAM DFT-s-OFDM: PI/2 BPSK / QPSK / 16QAM / 64QAM / 256QAM

Remark:

1. The maximum ERP/EIRP is calculated from max output power and max antenna gain, only the maximum ERP/EIRP of Antenna 1 is shown in the report.
2. 5G NR Band supports SA(n7/n38) and NSA(n5/n7/n66/n38) mode. According to the maximum power between SA and NSA mode, SA covers NSA mode for n7/n38.
3. The EN-DC mode combination could be referred to the product spec.

1.5 Modification of EUT

No modifications are made to the EUT during all test items.



1.6 Maximum ERP/EIRP Power and Emission Designator

5G NR n5(15kHz) (EN DC_7A-n5)		PI/2 BPSK / QPSK		16QAM / 64QAM / 256QAM	
BW (MHz)	Frequency Range (MHz)	Maximum ERP(W)	Emission Designator (99%OBW)	Maximum ERP(W)	Emission Designator (99%OBW)
5	826.5 ~ 846.5	0.0201	4M47G7D	0.0156	4M49W7D
10	829.0 ~ 844.0	0.0204	9M26G7D	0.0159	9M28W7D
15	831.5 ~ 841.5	0.0207	14M1G7D	0.0158	14M1W7D
20	834.0 ~ 839.0	0.0205	18M9G7D	0.0158	18M9W7D

5G NR n7(15kHz)		PI/2 BPSK / QPSK		16QAM / 64QAM / 256QAM	
BW (MHz)	Frequency Range (MHz)	Maximum EIRP(W)	Emission Designator (99%OBW)	Maximum EIRP(W)	Emission Designator (99%OBW)
5	2502.5 ~ 2567.5	0.0441	4M47G7D	0.0346	4M49W7D
10	2505.0 ~ 2565.0	0.0448	9M28G7D	0.0354	9M29W7D
15	2507.5 ~ 2562.5	0.0452	14M1G7D	0.0359	14M1W7D
20	2510.0 ~ 2560.0	0.0454	18M9G7D	0.0356	19M0W7D
25	2512.5~2557.5	0.0457	23M7G7D	0.0376	23M8W7D
30	2515.5~2557.5	0.0452	28M6G7D	0.0374	28M6W7D
40	2520.0~2555.0	0.0447	38M6G7D	0.0369	38M5W7D
50	2525.0~2545.0	0.0429	48M2G7D	0.0345	48M2W7D

5G NR n38(30kHz)		PI/2 BPSK / QPSK		16QAM / 64QAM / 256QAM	
BW (MHz)	Frequency Range (MHz)	Maximum EIRP(W)	Emission Designator (99%OBW)	Maximum EIRP(W)	Emission Designator (99%OBW)
20	2580.0 ~ 2610.0	0.0471	18M2G7D	0.0308	18M3W7D
30	2585.0 ~ 2605.0	0.0504	27M9G7D	0.0332	27M9W7D
40	2590.0 ~ 2600.0	0.0509	37M8G7D	0.0331	37M8W7D

5G NR n66(15kHz) (EN DC_5A-n66)		PI/2 BPSK / QPSK		16QAM / 64QAM / 256QAM	
BW (MHz)	Frequency Range (MHz)	Maximum EIRP(W)	Emission Designator (99%OBW)	Maximum EIRP(W)	Emission Designator (99%OBW)
5	1712.5 ~ 1777.5	0.0820	4M48G7D	0.0656	4M48W7D
10	1715.0 ~ 1775.0	0.0820	9M28G7D	0.0656	9M30W7D
15	1717.5 ~ 1772.5	0.0865	14M1G7D	0.0689	14M1W7D
20	1720.0 ~ 1770.0	0.0849	18M9G7D	0.0676	19M0W7D



30	1725.0 ~ 1765.0	0.0818	28M6G7D	0.0638	28M6W7D
40	1730.0 ~ 1760.0	0.0815	38M7G7D	0.0644	38M6W7D

Note:

1. For NSA mode of 5G NR n5/n66, we only show the combination of the maximum power among all EN-DC combinations in the report.
2. All modulations have been tested, only the worst test results of PSK & QAM are shown in the report .

1.7 Testing Location

Sporton International (Kunshan) Inc. is accredited to ISO/IEC 17025:2017 by American Association for Laboratory Accreditation with Certificate Number 5145.02.

Test Firm	Sporton International (Kunshan) Inc.		
Test Site Location	No. 1098, Pengxi North Road, Kunshan Economic Development Zone Jiangsu Province 215300 People's Republic of China TEL : +86-512-57900158 FAX : +86-512-57900958		
Test Site No.	Sporton Site No.	FCC Designation No.	FCC Test Firm Registration No.
	03CH04-KS	CN1257	314309

Sporton International (Shenzhen) Inc. is accredited to ISO/IEC 17025:2017 by American Association for Laboratory Accreditation with Certificate Number 5145.01.

Test Firm	Sporton International (Shenzhen) Inc.		
Test Site Location	1/F, 2/F, Bldg 5, Shiling Industrial Zone, Xinwei Village, Xili, Nanshan, Shenzhen, 518055 People's Republic of China TEL: +86-755-86379589 FAX: +86-755-86379595		
Test Site No.	Sporton Site No.	FCC Designation No.	FCC Test Firm Registration No.
	TH01-SZ	CN1256	421272

Test data subcontracted: conducted test items in section 3.4 ~ 3.9 of this report.

1.8 Test Software

Item	Site	Manufacturer	Name	Version
1.	03CH04-KS	AUDIX	E3	6.2009-8-24a



1.9 Applicable Standards

According to the specifications of the manufacturer, the EUT must comply with the requirements of the following standards:

- 47 CFR Part 2, 22, 27
- ANSI C63.26-2015
- FCC KDB 971168 D01 Power Meas License Digital Systems v03r01
- FCC KDB 412172 D01 Determining ERP and EIRP v01r01

Remark:

All test items were verified and recorded according to the standards and without any deviation during the test.

1.10 Specification of Accessory

Specification of Accessory				
AC Adapter 1(US)	Brand Name	Motorola(Salcomp)	Model Name	MC-331
AC Adapter 1(EU)	Brand Name	Motorola(Salcomp)	Model Name	MC-332
AC Adapter 1(UK)	Brand Name	Motorola(Salcomp)	Model Name	MC-333
AC Adapter 1(AR)	Brand Name	Motorola(Salcomp)	Model Name	MC-336
AC Adapter 1(BR)	Brand Name	Motorola(Salcomp)	Model Name	MC-337
AC Adapter 1(PRC)	Brand Name	Motorola(Salcomp)	Model Name	MC-338
AC Adapter 1(CHILE)	Brand Name	Motorola(Salcomp)	Model Name	MC-339
AC Adapter 2(US)	Brand Name	Motorola(Chenyang)	Model Name	MC-331
AC Adapter 2(EU)	Brand Name	Motorola(Chenyang)	Model Name	MC-332
AC Adapter 2(AR)	Brand Name	Motorola(Chenyang)	Model Name	MC-336
AC Adapter 2(BR)	Brand Name	Motorola(Chenyang)	Model Name	MC-337
AC Adapter 3(US)	Brand Name	Motorola(Acbel)	Model Name	MC-331
AC Adapter 3(EU)	Brand Name	Motorola(Acbel)	Model Name	MC-332
AC Adapter 3(UK)	Brand Name	Motorola(Acbel)	Model Name	MC-333
Battery	Brand Name	Motorola(ATL)	Model Name	MB50
Earphone 1	Brand Name	Motorola(Lyand)	Model Name	MH191(SH38C81577)
Earphone 2	Brand Name	Motorola(LCHSE)	Model Name	MH191(SH38C81576)
Type C to audio cable	Brand Name	Motorola(Luxshare)	Model Name	SC18C27844
Type C to HDMI cable	Brand Name	Motorola(Linxee)	Model Name	SC18D02146
USB Cable 1	Brand Name	Motorola(Saibao)	Model Name	SC18D22297
USB Cable 2	Brand Name	Motorola(Cabletech)	Model Name	SC18D22298
USB Cable 3	Brand Name	Motorola(Luxshare)	Model Name	SC18D22299




2. Test Configuration of Equipment Under Test

2.1 Test Mode

Antenna port conducted and radiated test items are performed according to KDB 971168 D01 Power Meas License Digital Systems v03r01 with maximum output power.

For radiated measurement, pre-scanned in three orthogonal panels, X, Y, Z. The worst cases (Y plane) were recorded in this report.

The device is investigated from 30MHz to 10 times of fundamental signal for radiated spurious emission test under different RB size/offset and modulations in exploratory test. Subsequently, only the worst case emissions are reported.

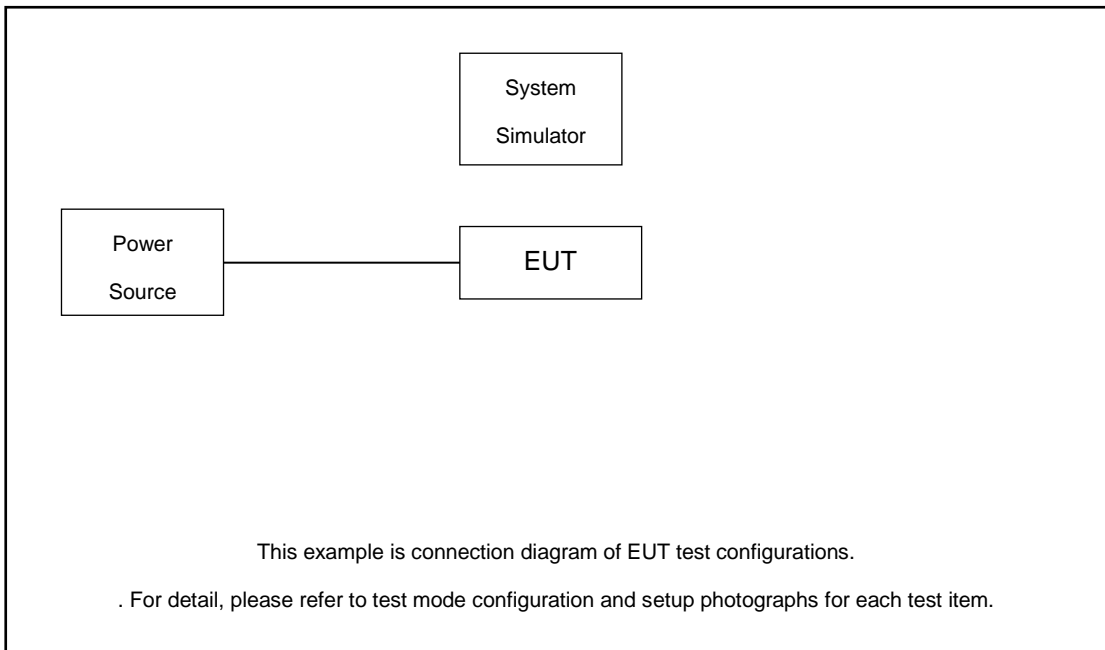
Orthogonal Planes of EUT	X Plane	Y Plane	Z Plane
			

Test Items	5G NR	Bandwidth (MHz)									Modulation					RB #		Test Channel		
		5	10	15	20	25	30	40	50	60-100	PI/2 BPSK	QPSK	16QAM	64QAM	256 QAM	1	Full	L	M	H
Max. Output Power	n5	v	v	v	v	-	-	-	-	-	v	v	v	v	v	v	v	v	v	v
	n7	v	v	v	v	v	v	v	v	-	v	v	v	v	v	v	v	v	v	v
	n38				v	-	v	v	-	-	v	v	v	v	v	v	v	v	v	v
	n66	v	v	v	v	-	v	v	-	-	v	v	v	v	v	v	v	v	v	v
Peak-to-Average Ratio	n5				v	-	-	-	-	-	v	v				v	v	v	v	v
	n7				v		-	-	-	-	v	v				v	v	v	v	v
	n38				v	-					v	v				v	v	v	v	v
	n66				v	-			-	-	v	v				v	v	v	v	v
26dB and 99% Bandwidth	n5	v	v	v	v	-	-	-	-	-	v	v	v	v	v		v		v	
	n7	v	v	v	v	v	v	v	v	-	v	v	v	v	v		v		v	
	n38				v	-	v	v			v	v	v	v	v		v		v	
	n66	v	v	v	v	-	v	v	-	-	v	v	v	v	v		v		v	
Conducted Band Edge	n5	v	v		v	-	-	-	-	-	v	v				v	v	v		v
	n7	v			v		-	-	v	-	v	v				v	v	v		v
	n38				v	-	v	v			v	v				v	v	v		v
	n66	v			v	-		v	-	-	v	v				v	v	v		v



Test Items	5G NR	Bandwidth (MHz)									Modulation					RB #		Test Channel		
		5	10	15	20	25	30	40	50	60-100	PI/2 BPSK	QPSK	16QAM	64QAM	256 QAM	1	Full	L	M	H
Conducted Spurious Emission	n5	v	v	v	v	-	-	-	-	-	v	v				v		v	v	v
	n7	v			v		-	-	v	-	v	v				v		v	v	v
	n38				v	-	v	v			v	v				v		v	v	v
	n66	v			v	-		v	-	-	v	v				v		v	v	v
Frequency Stability	n5				v	-	-	-	-	-		v					v		v	
	n7				v		-	-	-	-		v					v		v	
	n38				v	-						v							v	
	n66				v	-			-	-		v					v		v	
E.R.P / E.I.R.P	n5	v	v	v	v	-	-	-	-	-	v	v	v	v	v	v	v	v	v	v
	n7	v	v	v	v	v	v	v	v	-	v	v	v	v	v	v	v	v	v	v
	n38				v	-	v	v	-	-	v	v	v	v	v	v	v	v	v	v
	n66	v	v	v	v	-	v	v	-	-	v	v	v	v	v	v	v	v	v	v
Radiated Spurious Emission	n5	Worst Case																	v	
	n7	Worst Case																	v	
	n38	Worst Case																	v	
	n66	Worst Case																	v	
Note	<ol style="list-style-type: none"> The mark "v" means that this configuration is chosen for testing The mark "-" means that this bandwidth is not supported. The device is investigated from 30MHz to 10 times of fundamental signal for radiated spurious emission test under different RB size/offset and modulations in exploratory test. Subsequently, only the worst case emissions are reported. Based on engineering evaluation, only the worst modulations test results are shown in the report. 																			

2.2 Connection Diagram of Test System



2.3 Support Unit used in test configuration and system

Item	Equipment	Trade Name	Model No.	FCC ID	Data Cable	Power Cord
1.	Power Supply	GWINSTEK	PSS-2002	N/A	N/A	Unshielded, 1.8 m
2.	LTE Base Station	Anritsu	MT8821C	N/A	N/A	Unshielded, 1.8 m
3.	NR Base Station	Anritsu	MT8000A	N/A	N/A	Unshielded, 1.8 m

2.4 Measurement Results Explanation Example

For all conducted test items:

The offset level is set in the spectrum analyzer to compensate the RF cable loss between EUT conducted output port and spectrum analyzer. With the offset compensation, the spectrum analyzer reading level is exactly the EUT RF output level.

The spectrum analyzer offset is derived from RF cable loss.

Offset = RF cable loss.

Following shows an offset computation example with cable loss 4.0dB.

Example :

$$\begin{aligned} \text{Offset(dB)} &= \text{RF cable loss(dB)}. \\ &= 4.0 \text{ (dB)} \end{aligned}$$



2.5 Frequency List of Low/Middle/High Channels

5G NR n5(15kHz) Channel and Frequency List				
BW [MHz]	Channel/Frequency(MHz)	Lowest	Middle	Highest
20	Channel	175800	176300	176800
	Frequency	834	836.5	839
15	Channel	175300	176300	177300
	Frequency	831.5	836.5	841.5
10	Channel	174800	176300	177800
	Frequency	829	836.5	844
5	Channel	174300	176300	178300
	Frequency	826.5	836.5	846.5

5G NR n7(15kHz) Channel and Frequency List				
BW [MHz]	Channel/Frequency(MHz)	Lowest	Middle	Highest
50	Channel	529000	531000	533000
	Frequency	2525	2535	2545
40	Channel	528000	531000	534000
	Frequency	2520	2535	2550
30	Channel	527000	531000	535000
	Frequency	2515	2535	2555
25	Channel	526500	531000	535500
	Frequency	2512.5	2535	2557.5
20	Channel	526000	531000	536000
	Frequency	2510	2535	2560
15	Channel	525500	531000	536500
	Frequency	2507.5	2535	2562.5
10	Channel	525000	531000	537000
	Frequency	2505	2535	2565
5	Channel	524500	531000	537500
	Frequency	2502.5	2535	2567.5



5G NR n38(30KHz) Channel and Frequency List				
BW [MHz]	Channel/Frequency(MHz)	Lowest	Middle	Highest
40	Channel	518000	519000	520000
	Frequency	2590	2595	2600
30	Channel	517000	519000	521000
	Frequency	2585	2595	2605
20	Channel	516000	519000	522000
	Frequency	2580	2595	2610

5G NR n66(15kHz) Channel and Frequency List				
BW [MHz]	Channel/Frequency(MHz)	Lowest	Middle	Highest
40	Channel	426000	429000	432000
	Frequency	1730	1745	1760
30	Channel	425000	429000	433000
	Frequency	1725	1745	1765
20	Channel	424000	429000	434000
	Frequency	1720	1745	1770
15	Channel	423500	429000	434500
	Frequency	1717.5	1745	1772.5
10	Channel	423000	429000	435000
	Frequency	1715	1745	1775
5	Channel	422500	429000	435500
	Frequency	1712.5	1745	1777.5


3. Conducted Test Items

3.1 Measuring Instruments

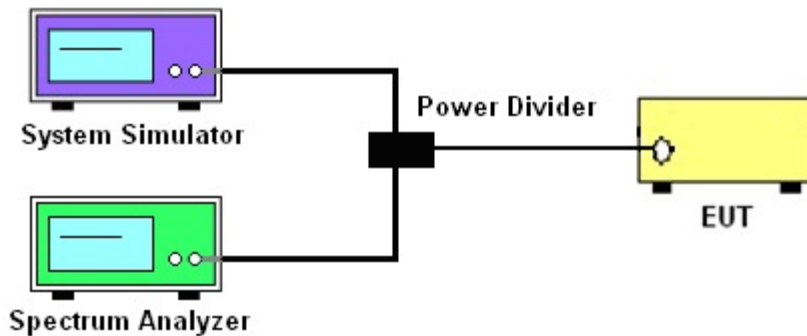
See list of measuring instruments of this test report.

3.2 Test Setup

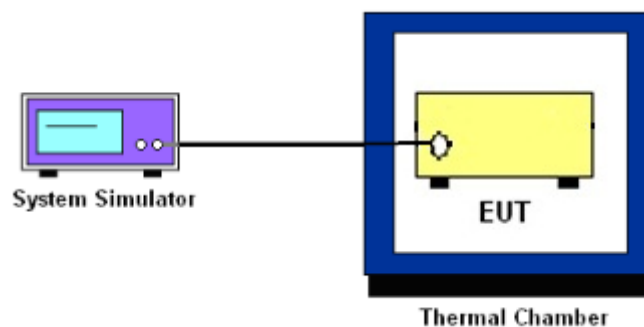
3.2.1 Conducted Output Power



3.2.2 Peak-to-Average Ratio, Occupied Bandwidth ,Conducted Band-Edge and Conducted Spurious Emission



3.2.3 Frequency Stability



3.3 Test Result of Conducted Test

Please refer to Appendix A.



3.4 Conducted Output Power and ERP/EIRP

3.4.1 Description of the Conducted Output Power Measurement and ERP/EIRP Measurement

A system simulator was used to establish communication with the EUT. Its parameters were set to force the EUT transmitting at maximum output power. The measured power in the radio frequency on the transmitter output terminals shall be reported.

The ERP of mobile transmitters must not exceed 7 Watts for 5G NR n5.

The EIRP of mobile transmitters must not exceed 2 Watts for 5G NR n7, n38.

The EIRP of mobile transmitters must not exceed 1 Watts for 5G NR n66.

According to KDB 412172 D01 Power Approach,

$EIRP = P_T + G_T - L_C$, $ERP = EIRP - 2.15$, where

P_T = transmitter output power in dBm

G_T = gain of the transmitting antenna in dBi

L_C = signal attenuation in the connecting cable between the transmitter and antenna in dB

3.4.2 Test Procedures

1. The testing follows ANSI C63.26 Section 5.2
2. The transmitter output port was connected to the system simulator.
3. Set EUT at maximum power through the system simulator.
4. Select lowest, middle, and highest channels for each band and different modulation.
5. Measure and record the power level from the system simulator.



3.5 Peak-to-Average Ratio

3.5.1 Description of the PAR Measurement

Power Complementary Cumulative Distribution Function (CCDF) curves provide a means for characterizing the power peaks of a digitally modulated signal on a statistical basis. A CCDF curve depicts the probability of the peak signal amplitude exceeding the average power level. Most contemporary measurement instrumentation include the capability to produce CCDF curves for an input signal provided that the instrument's resolution bandwidth can be set wide enough to accommodate the entire input signal bandwidth. In measuring transmissions in this band using an average power technique, the peak-to-average ratio (PAR) of the transmission may not exceed 13 dB.

3.5.2 Test Procedures

1. The testing follows ANSI C63.26 Section 5.2.3.4 (CCDF).
2. The EUT was connected to spectrum and system simulator via a power divider.
3. Set the CCDF (Complementary Cumulative Distribution Function) option in spectrum analyzer.
4. The highest RF powers were measured and recorded the maximum PAPR level associated with a probability of 0.1 %.
5. Record the deviation as Peak to Average Ratio.



3.6 Occupied Bandwidth

3.6.1 Description of Occupied Bandwidth Measurement

The occupied bandwidth is the width of a frequency band such that, below the lower and above the upper frequency limits, the mean powers emitted are each equal to a specified percentage 0.5% of the total mean transmitted power.

The 26 dB emission bandwidth is defined as the frequency range between two points, one above and one below the carrier frequency, at which the spectral density of the emission is attenuated 26 dB below the maximum in-band spectral density of the modulated signal. Spectral density (power per unit bandwidth) is to be measured with a detector of resolution bandwidth equal to approximately 1.0% of the emission bandwidth.

3.6.2 Test Procedures

1. The testing follows ANSI C63.26 Section 5.4
2. The EUT was connected to spectrum analyzer and system simulator via a power divider.
3. The spectrum analyzer center frequency is set to the nominal EUT channel center frequency. The span range for the spectrum analyzer shall be between two and five times the anticipated OBW.
4. The nominal resolution bandwidth (RBW) shall be in the range of 1 to 5 % of the anticipated OBW, and the VBW shall be at least 3 times the RBW.
5. Set the detection mode to peak, and the trace mode to max hold.
6. Determine the reference value: Set the EUT to transmit a modulated signal. Allow the trace to stabilize. Set the spectrum analyzer marker to the highest level of the displayed trace.
(this is the reference value)
7. Determine the “-26 dB down amplitude” as equal to (Reference Value – X).
8. Place two markers, one at the lowest and the other at the highest frequency of the envelope of the spectral display such that each marker is at or slightly below the “-X dB down amplitude” determined in step 6. If a marker is below this “-X dB down amplitude” value it shall be placed as close as possible to this value. The OBW is the positive frequency difference between the two markers.
9. Use the 99 % power bandwidth function of the spectrum analyzer and report the measured bandwidth.



3.7 Conducted Band Edge

3.7.1 Description of Conducted Band Edge Measurement

22.917(a)

For operations in the 824 – 849 MHz band, the FCC limit is $43 + 10\log_{10}(P[\text{Watts}])$ dB below the transmitter power P(Watts) in a 100kHz bandwidth. However, in the 1MHz bands immediately outside and adjacent to the licensee's frequency block, a resolution bandwidth of at least one percent of the emission bandwidth of the fundamental emission of the transmitter may be employed.

27.53 (h)

For operations in the 1710 – 1755 MHz band, the FCC limit is $43 + 10\log_{10}(P[\text{Watts}])$ dB below the transmitter power P(Watts) in a 1 MHz bandwidth. However, in the 1MHz bands immediately outside and adjacent to the licensee's frequency block, a resolution bandwidth of at least one percent of the emission bandwidth of the fundamental emission of the transmitter may be employed.

27.53(m)(4)

For mobile digital stations, the attenuation factor shall be not less than $40 + 10 \log (P)$ dB on all frequencies between the channel edge and 5 megahertz from the channel edge, $43 + 10 \log (P)$ dB on all frequencies between 5 megahertz and X megahertz from the channel edge, and $55 + 10 \log (P)$ dB on all frequencies more than X megahertz from the channel edge, where X is the greater of 6 megahertz or the actual emission bandwidth as defined in paragraph (m)(6) of this section. In addition, the attenuation factor shall not be less that $43 + 10 \log (P)$ dB on all frequencies between 2490.5 MHz and 2496 MHz and $55 + 10 \log (P)$ dB at or below 2490.5 MHz. Mobile Satellite Service licensees operating on frequencies below 2495 MHz may also submit a documented interference complaint against BRS licensees operating on channel BRS Channel 1 on the same terms and conditions as adjacent channel BRS or EBS licensees.



3.7.2 Test Procedures

1. The testing follows ANSI C63.26 section 5.7
2. The EUT was connected to spectrum analyzer and system simulator via a power divider.
3. The band edges of low and high channels for the highest RF powers were measured.
4. Set RBW \geq 1% EBW in the 1MHz band immediately outside and adjacent to the band edge.
5. Beyond the 1 MHz band from the band edge, RBW=1MHz was used.
6. Set spectrum analyzer with RMS detector.
7. The RF fundamental frequency should be excluded against the limit line in the operating frequency band.
8. Checked that all the results comply with the emission limit line.

Example:

The limit line is derived from $43 + 10\log(P)$ dB below the transmitter power P(Watts)

$$= P(W) - [43 + 10\log(P)] \text{ (dB)}$$

$$= [30 + 10\log(P)] \text{ (dBm)} - [43 + 10\log(P)] \text{ (dB)} = -13\text{dBm}.$$

9. For 5G NR n7/n38, the other 40 dB, and 55 dB have additionally applied same calculation above.



3.8 Conducted Spurious Emission

3.8.1 Description of Conducted Spurious Emission Measurement

The power of any emission outside of the authorized operating frequency ranges must be lower than the transmitter power (P) by a factor of at least $43 + 10 \log (P)$ dB.

For 5G NR n7/n38:

The power of any emission outside of the authorized operating frequency ranges must be lower than the transmitter power (P) by a factor of at least $55 + 10 \log (P)$ dB.

It is measured by means of a calibrated spectrum analyzer and scanned from 30 MHz up to a frequency including its 10th harmonic.

3.8.2 Test Procedures

1. The testing follows ANSI C63.26 section 5.7
2. The EUT was connected to spectrum analyzer and system simulator via a power divider.
3. The RF output of EUT was connected to the spectrum analyzer by RF cable and attenuator. The path loss was compensated to the results for each measurement.
4. The middle channel for the highest RF power within the transmitting frequency was measured.
5. The conducted spurious emission for the whole frequency range was taken.
6. Make the measurement with the spectrum analyzer's RBW = 1MHz, VBW = 3MHz.
7. Set spectrum analyzer with RMS detector.
8. Taking the record of maximum spurious emission.
9. The RF fundamental frequency should be excluded against the limit line in the operating frequency band.
10. The limit line is derived from $43 + 10\log(P)$ dB below the transmitter power P(Watts)
 $= P(W) - [43 + 10\log(P)]$ (dB)
 $= [30 + 10\log(P)]$ (dBm) - $[43 + 10\log(P)]$ (dB)
 $= -13$ dBm.
11. For 5G NR n7/n38
The limit line is derived from $55 + 10\log(P)$ dB below the transmitter power P(Watts)
 $= P(W) - [55 + 10\log(P)]$ (dB)
 $= [30 + 10\log(P)]$ (dBm) - $[55 + 10\log(P)]$ (dB)
 $= -25$ dBm.



3.9 Frequency Stability

3.9.1 Description of Frequency Stability Measurement

The frequency stability shall be measured by variation of ambient temperature and variation of primary supply voltage to ensure that the fundamental emission stays within the authorized frequency block. The frequency stability of the transmitter shall be maintained within $\pm 0.00025\%$ ($\pm 2.5\text{ppm}$) of the center frequency.

3.9.2 Test Procedures for Temperature Variation

1. The testing follows ANSI C63.26 section 5.6.4
2. The EUT was set up in the thermal chamber and connected with the system simulator.
3. With power OFF, the temperature was decreased to -30°C and the EUT was stabilized before testing. Power was applied and the maximum change in frequency was recorded within one minute.
4. With power OFF, the temperature was raised in 10°C step up to 50°C . The EUT was stabilized at each step for at least half an hour. Power was applied and the maximum frequency change was recorded within one minute.

3.9.3 Test Procedures for Voltage Variation

1. The testing follows ANSI C63.26 section 5.6.5
2. The EUT was placed in a temperature chamber at $20\pm 5^{\circ}\text{C}$ and connected with the system simulator.
3. The power supply voltage to the EUT was varied from 85% to 115% of the nominal value for other than hand carried battery equipment.
4. For hand carried, battery powered equipment, reduce the primary ac or dc supply voltage to the battery operating end point, which shall be specified by the manufacturer.
5. The variation in frequency was measured for the worst case.

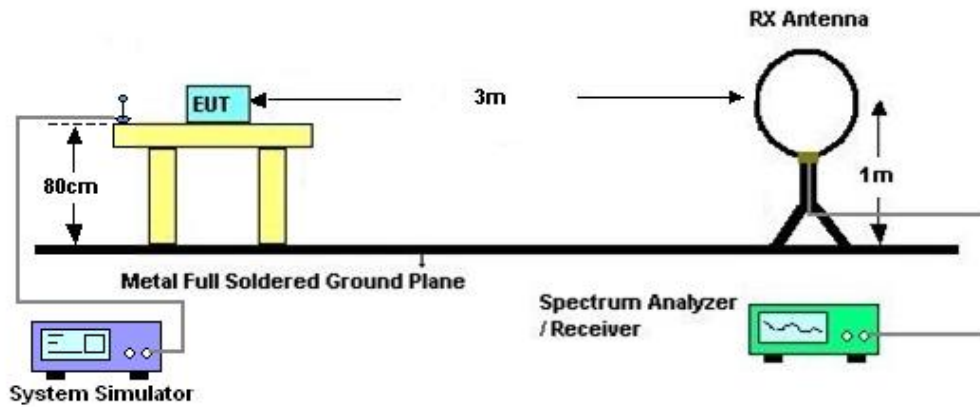
4. Radiated Test Items

4.1 Measuring Instruments

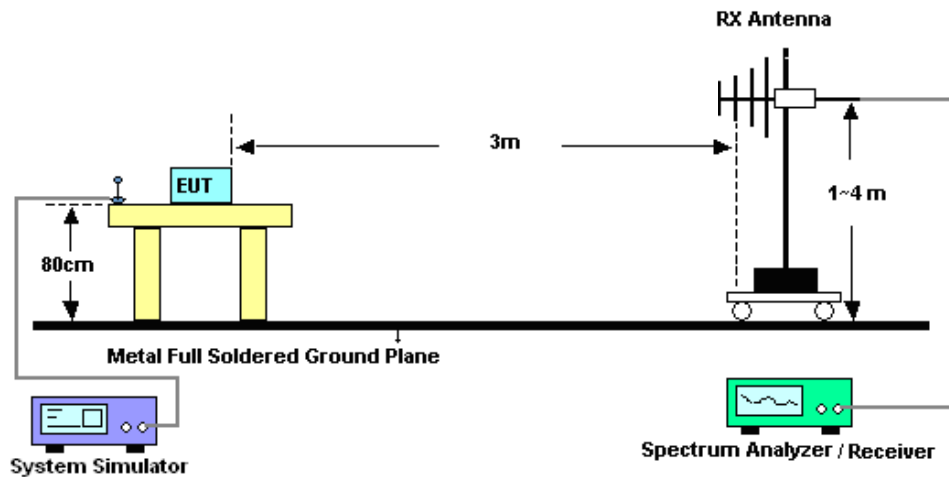
See list of measuring instruments of this test report.

4.2 Test Setup

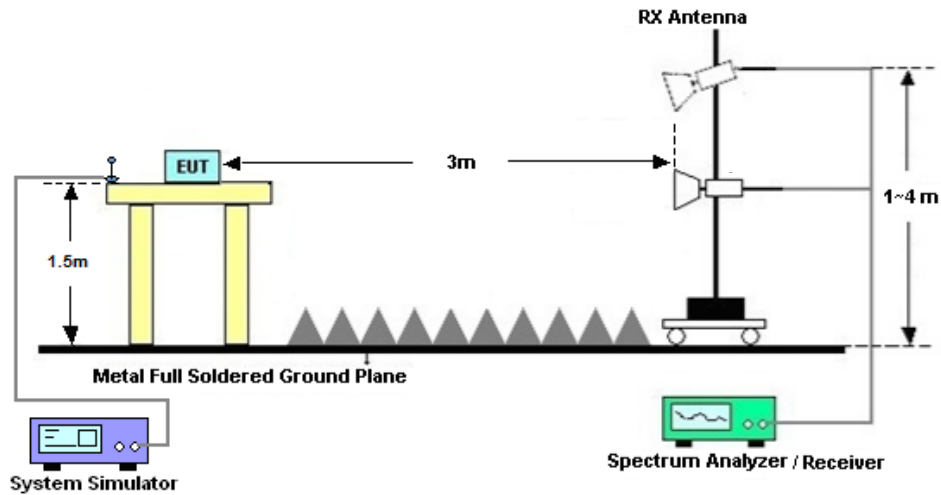
4.2.1 For radiated test below 30MHz



4.2.2 For radiated test from 30MHz to 1GHz



4.2.3 For radiated test above 1GHz



4.3 Test Result of Radiated Test

The low frequency, which started from 9 kHz to 30MHz, was pre-scanned and the result which was 20dB lower than the limit line was not reported.

Please refer to Appendix B.



4.4 Radiated Spurious Emission

4.4.1 Description of Radiated Spurious Emission

The radiated spurious emission was measured by substitution method according to ANSI C63.26. The power of any emission outside of the authorized operating frequency ranges must be attenuated below the transmitter power (P) by a factor of at least $43 + 10 \log (P)$ dB.

For 5G NR n7/n41

The power of any emission outside of the authorized operating frequency ranges must be attenuated below the transmitter power (P) by a factor of at least $55 + 10 \log (P)$ dB.

The spectrum is scanned from 30 MHz up to a frequency including its 10th harmonic.

4.4.2 Test Procedures

1. The testing follows ANSI C63.26 Section 5.5
2. The EUT was placed on a turntable with 0.8 meter height for frequency below 1GHz and 1.5 meter height for frequency above 1GHz respectively above ground.
3. The EUT was set 3 meters from the receiving antenna mounted on the antenna tower.
4. The table was rotated 360 degrees to determine the position of the highest spurious emission.
5. The height of the receiving antenna is varied between 1m to 4m to search the maximum spurious emission for both horizontal and vertical polarizations.
6. During the measurement, the system simulator parameters were set to force the EUT transmitting at maximum output power.
7. Make the measurement with the spectrum analyzer's RBW = 1MHz, VBW = 3MHz, taking the record of maximum spurious emission.
8. A horn antenna was substituted in place of the EUT and was driven by a signal generator.
9. Tune the output power of signal generator to the same emission level with EUT maximum spurious emission.
10. $EIRP (dBm) = S.G. Power - Tx Cable Loss + Tx Antenna Gain$
11. $ERP (dBm) = EIRP - 2.15$
12. The RF fundamental frequency should be excluded against the limit line in the operating frequency band.

The limit line is derived from $43 + 10\log(P)$ dB below the transmitter power P(Watts)
 $= P(W) - [43 + 10\log(P)] (dB)$
 $= [30 + 10\log(P)] (dBm) - [43 + 10\log(P)] (dB)$
 $= -13dBm.$

13. For 5G NR n7/n41:

The limit line is derived from $55 + 10\log(P)$ dB below the transmitter power P(Watts)The limit line is derived from $55 + 10\log(P)$ dB below the transmitter power P(Watts)



5. List of Measuring Equipment

Instrument	Manufacturer	Model No.	Serial No.	Characteristics	Calibration Date	Test Date	Due Date	Remark
EXA Signal Analyzer	KEYSIGHT	N9010B	MY60240803	10Hz~44GHz	Apr. 03, 2021	Sep. 19, 2021~ Sep. 28, 2021	Apr. 02, 2022	Conducted (TH01-SZ)
Power divider	STI	STI08-0055	-	0.5~40GHz	Aug. 26, 2021	Sep. 19, 2021~ Sep. 28, 2021	Aug. 25, 2022	Conducted (TH01-SZ)
Thermal Chamber	Ten Billion Hongzhangroup	LP-150U	H2014081803	-40~+150°C	Jul. 14, 2021	Sep. 19, 2021~ Sep. 28, 2021	Jul. 13, 2022	Conducted (TH01-SZ)
EXA Spectrum Analyzer	Keysight	N9010A	MY55150244	10Hz-44G,MAX 30dB	Apr. 13, 2021	Sep. 15, 2021	Apr. 12, 2022	Radiation (03CH04-KS)
Loop Antenna	R&S	HFH2-Z2	100321	9kHz~30MHz	Nov. 01, 2020	Sep. 15, 2021	Oct. 31, 2021	Radiation (03CH04-KS)
Bilog Antenna	TeseQ	CBL6111D	49922	30MHz-1GHz	May 30, 2021	Sep. 15, 2021	May 29, 2022	Radiation (03CH04-KS)
Double Ridge Horn Antenna	ETS-Lindgren	3117	75957	1GHz~18GHz	Nov. 01, 2020	Sep. 15, 2021	Oct. 31, 2021	Radiation (03CH04-KS)
SHF-EHF Horn	Com-power	AH-840	101115	18GHz~40GHz	Jan. 06, 2021	Sep. 15, 2021	Jan. 05, 2022	Radiation (03CH04-KS)
Amplifier	SONOMA	310N	187289	9KHz-1GHz	Jan. 06, 2021	Sep. 15, 2021	Jan. 05, 2022	Radiation (03CH04-KS)
Amplifier	MITEQ	EM18G40G GA	060728	18~40GHz	Jan. 07, 2021	Sep. 15, 2021	Jan. 06, 2022	Radiation (03CH04-KS)
high gain Amplifier	MITEQ	AMF-7D-00 101800-30-1 0P	2025788	1Ghz-18Ghz	Jan. 06, 2021	Sep. 15, 2021	Jan. 05, 2022	Radiation (03CH04-KS)
Amplifier	Keysight	83017A	MY57280106	500MHz~26.5GHz	Oct. 14, 2020	Sep. 15, 2021	Oct. 13, 2021	Radiation (03CH04-KS)
AC Power Source	Chroma	61601	F104090004	N/A	NCR	Sep. 15, 2021	NCR	Radiation (03CH04-KS)
Turn Table	ChamPro	EM 1000-T	060762-T	0~360 degree	NCR	Sep. 15, 2021	NCR	Radiation (03CH04-KS)
Antenna Mast	ChamPro	EM 1000-A	060762-A	1 m~4 m	NCR	Sep. 15, 2021	NCR	Radiation (03CH04-KS)

NCR: No Calibration Required



6. Uncertainty of Evaluation

The measurement uncertainties shown below were calculated in accordance with the requirements of ANSI 63.26-2015. All the measurement uncertainty value were shown with a coverage K=2 to indicate 95% level of confidence. The measurement data show herein meets or exceeds the CISPR measurement uncertainty values specified in CISPR 16-4-2 and can be compared directly to specified limit to determine compliance.

Uncertainty of Radiated Emission Measurement (30 MHz ~ 1000 MHz)

Measuring Uncertainty for a Level of Confidence of 95% (U = 2Uc(y))	3.3dB
---	-------

Uncertainty of Radiated Emission Measurement (1 GHz ~ 18 GHz)

Measuring Uncertainty for a Level of Confidence of 95% (U = 2Uc(y))	2.8dB
---	-------

Uncertainty of Radiated Emission Measurement (18 GHz ~ 40 GHz)

Measuring Uncertainty for a Level of Confidence of 95% (U = 2Uc(y))	2.8dB
---	-------

----- THE END -----



Appendix A. Test Results of Conducted Test

FR1 N5

LTE Band: 7, LTE BW: 10M, LTE ARFCN: Mid

NR Band	SCS (kHz)	Bandwidth (MHz)	Arfcn	Freq (MHz)	Modulation	RB	Conducted Power(dBm)	ERP(dBm)	ERP(W)
5	15	5	174300	826.5	DFT-s-OFDM PI/2 BPSK	12@6	22.38	12.83	0.0192
5	15	5	174300	826.5	DFT-s-OFDM PI/2 BPSK	1@1	22.49	12.94	0.0197
5	15	5	174300	826.5	DFT-s-OFDM PI/2 BPSK	1@23	22.39	12.84	0.0192
5	15	5	174300	826.5	DFT-s-OFDM QPSK	12@6	22.36	12.81	0.0191
5	15	5	174300	826.5	DFT-s-OFDM QPSK	1@1	22.58	13.03	0.0201
5	15	5	174300	826.5	DFT-s-OFDM QPSK	1@23	22.53	12.98	0.0199
5	15	5	174300	826.5	DFT-s-OFDM 16 QAM	12@6	21.46	11.91	0.0155
5	15	5	174300	826.5	DFT-s-OFDM 16 QAM	1@1	21.49	11.94	0.0156
5	15	5	174300	826.5	DFT-s-OFDM 16 QAM	1@23	21.46	11.91	0.0155
5	15	5	174300	826.5	DFT-s-OFDM 64 QAM	12@6	19.99	10.44	0.0111
5	15	5	174300	826.5	DFT-s-OFDM 64 QAM	1@1	20.16	10.61	0.0115
5	15	5	174300	826.5	DFT-s-OFDM 64 QAM	1@23	20.15	10.6	0.0115
5	15	5	174300	826.5	DFT-s-OFDM 256 QAM	12@6	17.89	8.34	0.0068
5	15	5	174300	826.5	DFT-s-OFDM 256 QAM	1@1	17.43	7.88	0.0061
5	15	5	174300	826.5	DFT-s-OFDM 256 QAM	1@23	17.42	7.87	0.0061
5	15	5	174300	826.5	CP-OFDM QPSK	13@6	20.9	11.35	0.0136
5	15	5	174300	826.5	CP-OFDM QPSK	1@1	20.98	11.43	0.0139
5	15	5	174300	826.5	CP-OFDM QPSK	1@23	20.94	11.39	0.0138
5	15	5	176300	836.5	DFT-s-OFDM PI/2 BPSK	12@6	22.43	12.88	0.0194
5	15	5	176300	836.5	DFT-s-OFDM PI/2 BPSK	1@1	22.51	12.96	0.0198

5	15	5	176300	836.5	DFT-s-OFDM PI/2 BPSK	1@23	22.47	12.92	0.0196
5	15	5	176300	836.5	DFT-s-OFDM QPSK	12@6	22.46	12.91	0.0195
5	15	5	176300	836.5	DFT-s-OFDM QPSK	1@1	22.53	12.98	0.0199
5	15	5	176300	836.5	DFT-s-OFDM QPSK	1@23	22.48	12.93	0.0196
5	15	5	176300	836.5	DFT-s-OFDM 16 QAM	12@6	21.41	11.86	0.0153
5	15	5	176300	836.5	DFT-s-OFDM 16 QAM	1@1	21.43	11.88	0.0154
5	15	5	176300	836.5	DFT-s-OFDM 16 QAM	1@23	21.38	11.83	0.0152
5	15	5	176300	836.5	DFT-s-OFDM 64 QAM	12@6	19.95	10.4	0.0110
5	15	5	176300	836.5	DFT-s-OFDM 64 QAM	1@1	20.13	10.58	0.0114
5	15	5	176300	836.5	DFT-s-OFDM 64 QAM	1@23	20.07	10.52	0.0113
5	15	5	176300	836.5	DFT-s-OFDM 256 QAM	12@6	17.85	8.3	0.0068
5	15	5	176300	836.5	DFT-s-OFDM 256 QAM	1@1	17.37	7.82	0.0061
5	15	5	176300	836.5	DFT-s-OFDM 256 QAM	1@23	17.34	7.79	0.0060
5	15	5	176300	836.5	CP-OFDM QPSK	13@6	20.85	11.3	0.0135
5	15	5	176300	836.5	CP-OFDM QPSK	1@1	20.9	11.35	0.0136
5	15	5	176300	836.5	CP-OFDM QPSK	1@23	20.86	11.31	0.0135
5	15	5	178300	846.5	DFT-s-OFDM PI/2 BPSK	12@6	22.42	12.87	0.0194
5	15	5	178300	846.5	DFT-s-OFDM PI/2 BPSK	1@1	22.52	12.97	0.0198
5	15	5	178300	846.5	DFT-s-OFDM PI/2 BPSK	1@23	22.46	12.91	0.0195
5	15	5	178300	846.5	DFT-s-OFDM QPSK	12@6	22.45	12.9	0.0195
5	15	5	178300	846.5	DFT-s-OFDM QPSK	1@1	22.55	13	0.0200
5	15	5	178300	846.5	DFT-s-OFDM QPSK	1@23	22.46	12.91	0.0195
5	15	5	178300	846.5	DFT-s-OFDM 16 QAM	12@6	21.43	11.88	0.0154
5	15	5	178300	846.5	DFT-s-OFDM 16 QAM	1@1	21.44	11.89	0.0155

5	15	5	178300	846.5	DFT-s-OFDM 16 QAM	1@23	21.32	11.77	0.0150
5	15	5	178300	846.5	DFT-s-OFDM 64 QAM	12@6	19.92	10.37	0.0109
5	15	5	178300	846.5	DFT-s-OFDM 64 QAM	1@1	20.09	10.54	0.0113
5	15	5	178300	846.5	DFT-s-OFDM 64 QAM	1@23	20.09	10.54	0.0113
5	15	5	178300	846.5	DFT-s-OFDM 256 QAM	12@6	17.84	8.29	0.0067
5	15	5	178300	846.5	DFT-s-OFDM 256 QAM	1@1	17.36	7.81	0.0060
5	15	5	178300	846.5	DFT-s-OFDM 256 QAM	1@23	17.34	7.79	0.0060
5	15	5	178300	846.5	CP-OFDM QPSK	13@6	20.81	11.26	0.0134
5	15	5	178300	846.5	CP-OFDM QPSK	1@1	20.89	11.34	0.0136
5	15	5	178300	846.5	CP-OFDM QPSK	1@23	20.85	11.3	0.0135
5	15	10	174800	829	DFT-s-OFDM PI/2 BPSK	25@12	22.64	13.09	0.0204
5	15	10	174800	829	DFT-s-OFDM PI/2 BPSK	1@1	22.61	13.06	0.0202
5	15	10	174800	829	DFT-s-OFDM PI/2 BPSK	1@50	22.54	12.99	0.0199
5	15	10	174800	829	DFT-s-OFDM QPSK	25@12	22.64	13.09	0.0204
5	15	10	174800	829	DFT-s-OFDM QPSK	1@1	22.63	13.08	0.0203
5	15	10	174800	829	DFT-s-OFDM QPSK	1@50	22.58	13.03	0.0201
5	15	10	174800	829	DFT-s-OFDM 16 QAM	25@12	21.56	12.01	0.0159
5	15	10	174800	829	DFT-s-OFDM 16 QAM	1@1	21.53	11.98	0.0158
5	15	10	174800	829	DFT-s-OFDM 16 QAM	1@50	21.44	11.89	0.0155
5	15	10	174800	829	DFT-s-OFDM 64 QAM	25@12	20.04	10.49	0.0112
5	15	10	174800	829	DFT-s-OFDM 64 QAM	1@1	20.2	10.65	0.0116
5	15	10	174800	829	DFT-s-OFDM 64 QAM	1@50	20.13	10.58	0.0114
5	15	10	174800	829	DFT-s-OFDM 256 QAM	25@12	18	8.45	0.0070
5	15	10	174800	829	DFT-s-OFDM 256 QAM	1@1	17.49	7.94	0.0062

5	15	10	174800	829	DFT-s-OFDM 256 QAM	1@50	17.36	7.81	0.0060
5	15	10	174800	829	CP-OFDM QPSK	26@13	20.97	11.42	0.0139
5	15	10	174800	829	CP-OFDM QPSK	1@1	21.02	11.47	0.0140
5	15	10	174800	829	CP-OFDM QPSK	1@50	20.97	11.42	0.0139
5	15	10	176300	836.5	DFT-s-OFDM PI/2 BPSK	25@12	22.52	12.97	0.0198
5	15	10	176300	836.5	DFT-s-OFDM PI/2 BPSK	1@1	22.55	13	0.0200
5	15	10	176300	836.5	DFT-s-OFDM PI/2 BPSK	1@50	22.47	12.92	0.0196
5	15	10	176300	836.5	DFT-s-OFDM QPSK	25@12	22.58	13.03	0.0201
5	15	10	176300	836.5	DFT-s-OFDM QPSK	1@1	22.61	13.06	0.0202
5	15	10	176300	836.5	DFT-s-OFDM QPSK	1@50	22.51	12.96	0.0198
5	15	10	176300	836.5	DFT-s-OFDM 16 QAM	25@12	21.51	11.96	0.0157
5	15	10	176300	836.5	DFT-s-OFDM 16 QAM	1@1	21.5	11.95	0.0157
5	15	10	176300	836.5	DFT-s-OFDM 16 QAM	1@50	21.38	11.83	0.0152
5	15	10	176300	836.5	DFT-s-OFDM 64 QAM	25@12	19.95	10.4	0.0110
5	15	10	176300	836.5	DFT-s-OFDM 64 QAM	1@1	20.14	10.59	0.0115
5	15	10	176300	836.5	DFT-s-OFDM 64 QAM	1@50	20.07	10.52	0.0113
5	15	10	176300	836.5	DFT-s-OFDM 256 QAM	25@12	17.88	8.33	0.0068
5	15	10	176300	836.5	DFT-s-OFDM 256 QAM	1@1	17.42	7.87	0.0061
5	15	10	176300	836.5	DFT-s-OFDM 256 QAM	1@50	17.32	7.77	0.0060
5	15	10	176300	836.5	CP-OFDM QPSK	26@13	20.86	11.31	0.0135
5	15	10	176300	836.5	CP-OFDM QPSK	1@1	21.01	11.46	0.0140
5	15	10	176300	836.5	CP-OFDM QPSK	1@50	20.94	11.39	0.0138
5	15	10	177800	844	DFT-s-OFDM PI/2 BPSK	25@12	22.58	13.03	0.0201
5	15	10	177800	844	DFT-s-OFDM PI/2 BPSK	1@1	22.56	13.01	0.0200
5	15	10	177800	844	DFT-s-OFDM PI/2 BPSK	1@50	22.46	12.91	0.0195

5	15	10	177800	844	DFT-s-OFDM QPSK	25@12	22.48	12.93	0.0196
5	15	10	177800	844	DFT-s-OFDM QPSK	1@1	22.44	12.89	0.0195
5	15	10	177800	844	DFT-s-OFDM QPSK	1@50	22.35	12.8	0.0191
5	15	10	177800	844	DFT-s-OFDM 16 QAM	25@12	21.36	11.81	0.0152
5	15	10	177800	844	DFT-s-OFDM 16 QAM	1@1	21.44	11.89	0.0155
5	15	10	177800	844	DFT-s-OFDM 16 QAM	1@50	21.22	11.67	0.0147
5	15	10	177800	844	DFT-s-OFDM 64 QAM	25@12	19.87	10.32	0.0108
5	15	10	177800	844	DFT-s-OFDM 64 QAM	1@1	20.09	10.54	0.0113
5	15	10	177800	844	DFT-s-OFDM 64 QAM	1@50	19.96	10.41	0.0110
5	15	10	177800	844	DFT-s-OFDM 256 QAM	25@12	17.88	8.33	0.0068
5	15	10	177800	844	DFT-s-OFDM 256 QAM	1@1	17.33	7.78	0.0060
5	15	10	177800	844	DFT-s-OFDM 256 QAM	1@50	17.33	7.78	0.0060
5	15	10	177800	844	CP-OFDM QPSK	26@13	20.85	11.3	0.0135
5	15	10	177800	844	CP-OFDM QPSK	1@1	20.97	11.42	0.0139
5	15	10	177800	844	CP-OFDM QPSK	1@50	20.81	11.26	0.0134
5	15	15	175300	831.5	DFT-s-OFDM PI/2 BPSK	36@18	22.57	13.02	0.0200
5	15	15	175300	831.5	DFT-s-OFDM PI/2 BPSK	1@1	22.6	13.05	0.0202
5	15	15	175300	831.5	DFT-s-OFDM PI/2 BPSK	1@77	22.5	12.95	0.0197
5	15	15	175300	831.5	DFT-s-OFDM QPSK	36@18	22.57	13.02	0.0200
5	15	15	175300	831.5	DFT-s-OFDM QPSK	1@1	22.71	13.16	0.0207
5	15	15	175300	831.5	DFT-s-OFDM QPSK	1@77	22.53	12.98	0.0199
5	15	15	175300	831.5	DFT-s-OFDM 16 QAM	36@18	21.44	11.89	0.0155
5	15	15	175300	831.5	DFT-s-OFDM 16 QAM	1@1	21.53	11.98	0.0158
5	15	15	175300	831.5	DFT-s-OFDM 16 QAM	1@77	21.36	11.81	0.0152

5	15	15	175300	831.5	DFT-s-OFDM 64 QAM	36@18	19.97	10.42	0.0110
5	15	15	175300	831.5	DFT-s-OFDM 64 QAM	1@1	20.25	10.7	0.0117
5	15	15	175300	831.5	DFT-s-OFDM 64 QAM	1@77	20.09	10.54	0.0113
5	15	15	175300	831.5	DFT-s-OFDM 256 QAM	36@18	17.86	8.31	0.0068
5	15	15	175300	831.5	DFT-s-OFDM 256 QAM	1@1	17.49	7.94	0.0062
5	15	15	175300	831.5	DFT-s-OFDM 256 QAM	1@77	17.33	7.78	0.0060
5	15	15	175300	831.5	CP-OFDM QPSK	39@19	20.93	11.38	0.0137
5	15	15	175300	831.5	CP-OFDM QPSK	1@1	21.08	11.53	0.0142
5	15	15	175300	831.5	CP-OFDM QPSK	1@77	20.8	11.25	0.0133
5	15	15	176300	836.5	DFT-s-OFDM PI/2 BPSK	36@18	22.5	12.95	0.0197
5	15	15	176300	836.5	DFT-s-OFDM PI/2 BPSK	1@1	22.58	13.03	0.0201
5	15	15	176300	836.5	DFT-s-OFDM PI/2 BPSK	1@77	22.43	12.88	0.0194
5	15	15	176300	836.5	DFT-s-OFDM QPSK	36@18	22.52	12.97	0.0198
5	15	15	176300	836.5	DFT-s-OFDM QPSK	1@1	22.67	13.12	0.0205
5	15	15	176300	836.5	DFT-s-OFDM QPSK	1@77	22.48	12.93	0.0196
5	15	15	176300	836.5	DFT-s-OFDM 16 QAM	36@18	21.42	11.87	0.0154
5	15	15	176300	836.5	DFT-s-OFDM 16 QAM	1@1	21.49	11.94	0.0156
5	15	15	176300	836.5	DFT-s-OFDM 16 QAM	1@77	21.35	11.8	0.0151
5	15	15	176300	836.5	DFT-s-OFDM 64 QAM	36@18	19.94	10.39	0.0109
5	15	15	176300	836.5	DFT-s-OFDM 64 QAM	1@1	20.23	10.68	0.0117
5	15	15	176300	836.5	DFT-s-OFDM 64 QAM	1@77	20.06	10.51	0.0112
5	15	15	176300	836.5	DFT-s-OFDM 256 QAM	36@18	17.82	8.27	0.0067
5	15	15	176300	836.5	DFT-s-OFDM 256 QAM	1@1	17.48	7.93	0.0062
5	15	15	176300	836.5	DFT-s-OFDM 256 QAM	1@77	17.29	7.74	0.0059

5	15	15	176300	836.5	CP-OFDM QPSK	39@19	20.91	11.36	0.0137
5	15	15	176300	836.5	CP-OFDM QPSK	1@1	21.02	11.47	0.0140
5	15	15	176300	836.5	CP-OFDM QPSK	1@77	20.77	11.22	0.0132
5	15	15	177300	841.5	DFT-s- OFDM PI/2 BPSK	36@18	22.44	12.89	0.0195
5	15	15	177300	841.5	DFT-s- OFDM PI/2 BPSK	1@1	22.54	12.99	0.0199
5	15	15	177300	841.5	DFT-s- OFDM PI/2 BPSK	1@77	22.35	12.8	0.0191
5	15	15	177300	841.5	DFT-s- OFDM QPSK	36@18	22.43	12.88	0.0194
5	15	15	177300	841.5	DFT-s- OFDM QPSK	1@1	22.6	13.05	0.0202
5	15	15	177300	841.5	DFT-s- OFDM QPSK	1@77	22.44	12.89	0.0195
5	15	15	177300	841.5	DFT-s- OFDM 16 QAM	36@18	21.33	11.78	0.0151
5	15	15	177300	841.5	DFT-s- OFDM 16 QAM	1@1	21.44	11.89	0.0155
5	15	15	177300	841.5	DFT-s- OFDM 16 QAM	1@77	21.28	11.73	0.0149
5	15	15	177300	841.5	DFT-s- OFDM 64 QAM	36@18	19.89	10.34	0.0108
5	15	15	177300	841.5	DFT-s- OFDM 64 QAM	1@1	20.19	10.64	0.0116
5	15	15	177300	841.5	DFT-s- OFDM 64 QAM	1@77	20	10.45	0.0111
5	15	15	177300	841.5	DFT-s- OFDM 256 QAM	36@18	17.79	8.24	0.0067
5	15	15	177300	841.5	DFT-s- OFDM 256 QAM	1@1	17.43	7.88	0.0061
5	15	15	177300	841.5	DFT-s- OFDM 256 QAM	1@77	17.22	7.67	0.0058
5	15	15	177300	841.5	CP-OFDM QPSK	39@19	20.8	11.25	0.0133
5	15	15	177300	841.5	CP-OFDM QPSK	1@1	20.94	11.39	0.0138
5	15	15	177300	841.5	CP-OFDM QPSK	1@77	20.72	11.17	0.0131
5	15	20	175800	834	DFT-s- OFDM PI/2 BPSK	50@25	22.49	12.94	0.0197
5	15	20	175800	834	DFT-s- OFDM PI/2 BPSK	1@1	22.64	13.09	0.0204
5	15	20	175800	834	DFT-s- OFDM PI/2 BPSK	1@104	22.43	12.88	0.0194
5	15	20	175800	834	DFT-s- OFDM QPSK	50@25	22.56	13.01	0.0200

5	15	20	175800	834	DFT-s-OFDM QPSK	1@1	22.66	13.11	0.0205
5	15	20	175800	834	DFT-s-OFDM QPSK	1@104	22.43	12.88	0.0194
5	15	20	175800	834	DFT-s-OFDM 16 QAM	50@25	21.44	11.89	0.0155
5	15	20	175800	834	DFT-s-OFDM 16 QAM	1@1	21.52	11.97	0.0157
5	15	20	175800	834	DFT-s-OFDM 16 QAM	1@104	21.32	11.77	0.0150
5	15	20	175800	834	DFT-s-OFDM 64 QAM	50@25	19.94	10.39	0.0109
5	15	20	175800	834	DFT-s-OFDM 64 QAM	1@1	20.22	10.67	0.0117
5	15	20	175800	834	DFT-s-OFDM 64 QAM	1@104	19.99	10.44	0.0111
5	15	20	175800	834	DFT-s-OFDM 256 QAM	50@25	17.9	8.35	0.0068
5	15	20	175800	834	DFT-s-OFDM 256 QAM	1@1	17.51	7.96	0.0063
5	15	20	175800	834	DFT-s-OFDM 256 QAM	1@104	17.24	7.69	0.0059
5	15	20	175800	834	CP-OFDM QPSK	53@26	20.88	11.33	0.0136
5	15	20	175800	834	CP-OFDM QPSK	1@1	21.08	11.53	0.0142
5	15	20	175800	834	CP-OFDM QPSK	1@104	20.79	11.24	0.0133
5	15	20	176300	836.5	DFT-s-OFDM PI/2 BPSK	50@25	22.51	12.96	0.0198
5	15	20	176300	836.5	DFT-s-OFDM PI/2 BPSK	1@1	22.63	13.08	0.0203
5	15	20	176300	836.5	DFT-s-OFDM PI/2 BPSK	1@104	22.4	12.85	0.0193
5	15	20	176300	836.5	DFT-s-OFDM QPSK	50@25	22.49	12.94	0.0197
5	15	20	176300	836.5	DFT-s-OFDM QPSK	1@1	22.65	13.1	0.0204
5	15	20	176300	836.5	DFT-s-OFDM QPSK	1@104	22.43	12.88	0.0194
5	15	20	176300	836.5	DFT-s-OFDM 16 QAM	50@25	21.38	11.83	0.0152
5	15	20	176300	836.5	DFT-s-OFDM 16 QAM	1@1	21.52	11.97	0.0157
5	15	20	176300	836.5	DFT-s-OFDM 16 QAM	1@104	21.24	11.69	0.0148
5	15	20	176300	836.5	DFT-s-OFDM 64 QAM	50@25	19.97	10.42	0.0110

5	15	20	176300	836.5	DFT-s-OFDM 64 QAM	1@1	20.28	10.73	0.0118
5	15	20	176300	836.5	DFT-s-OFDM 64 QAM	1@104	20.02	10.47	0.0111
5	15	20	176300	836.5	DFT-s-OFDM 256 QAM	50@25	17.85	8.3	0.0068
5	15	20	176300	836.5	DFT-s-OFDM 256 QAM	1@1	17.47	7.92	0.0062
5	15	20	176300	836.5	DFT-s-OFDM 256 QAM	1@104	17.22	7.67	0.0058
5	15	20	176300	836.5	CP-OFDM QPSK	53@26	20.81	11.26	0.0134
5	15	20	176300	836.5	CP-OFDM QPSK	1@1	21	11.45	0.0140
5	15	20	176300	836.5	CP-OFDM QPSK	1@104	20.75	11.2	0.0132
5	15	20	176800	839	DFT-s-OFDM PI/2 BPSK	50@25	22.5	12.95	0.0197
5	15	20	176800	839	DFT-s-OFDM PI/2 BPSK	1@1	22.61	13.06	0.0202
5	15	20	176800	839	DFT-s-OFDM PI/2 BPSK	1@104	22.36	12.81	0.0191
5	15	20	176800	839	DFT-s-OFDM QPSK	50@25	22.51	12.96	0.0198
5	15	20	176800	839	DFT-s-OFDM QPSK	1@1	22.67	13.12	0.0205
5	15	20	176800	839	DFT-s-OFDM QPSK	1@104	22.45	12.9	0.0195
5	15	20	176800	839	DFT-s-OFDM 16 QAM	50@25	21.41	11.86	0.0153
5	15	20	176800	839	DFT-s-OFDM 16 QAM	1@1	21.53	11.98	0.0158
5	15	20	176800	839	DFT-s-OFDM 16 QAM	1@104	21.24	11.69	0.0148
5	15	20	176800	839	DFT-s-OFDM 64 QAM	50@25	19.91	10.36	0.0109
5	15	20	176800	839	DFT-s-OFDM 64 QAM	1@1	20.27	10.72	0.0118
5	15	20	176800	839	DFT-s-OFDM 64 QAM	1@104	19.99	10.44	0.0111
5	15	20	176800	839	DFT-s-OFDM 256 QAM	50@25	17.81	8.26	0.0067
5	15	20	176800	839	DFT-s-OFDM 256 QAM	1@1	17.47	7.92	0.0062
5	15	20	176800	839	DFT-s-OFDM 256 QAM	1@104	17.23	7.68	0.0059
5	15	20	176800	839	CP-OFDM QPSK	53@26	20.84	11.29	0.0135

5	15	20	176800	839	CP-OFDM QPSK	1@1	21.02	11.47	0.0140
5	15	20	176800	839	CP-OFDM QPSK	1@104	20.74	11.19	0.0132

Frequency Stability

NR Band	SCS (kHz)	Bandwidth (MHz)	Arfcn	Freq (MHz)	Modulation	RB	Deviation (ppm)	Verdict	Environment
5	15	20	176300	836.5	DFT-s-OFDM QPSK	100@0	-0.00096	PASS	NV
5	15	20	176300	836.5	DFT-s-OFDM QPSK	100@0	-0.00236	PASS	LV
5	15	20	176300	836.5	DFT-s-OFDM QPSK	100@0	-0.00536	PASS	HV
5	15	20	176300	836.5	DFT-s-OFDM QPSK	100@0	-0.00157	PASS	-30°C
5	15	20	176300	836.5	DFT-s-OFDM QPSK	100@0	-0.00531	PASS	-20°C
5	15	20	176300	836.5	DFT-s-OFDM QPSK	100@0	-0.00342	PASS	-10°C
5	15	20	176300	836.5	DFT-s-OFDM QPSK	100@0	-0.00354	PASS	0°C
5	15	20	176300	836.5	DFT-s-OFDM QPSK	100@0	-0.00381	PASS	10°C
5	15	20	176300	836.5	DFT-s-OFDM QPSK	100@0	-0.00366	PASS	20°C
5	15	20	176300	836.5	DFT-s-OFDM QPSK	100@0	-0.00374	PASS	30°C
5	15	20	176300	836.5	DFT-s-OFDM QPSK	100@0	-0.00311	PASS	40°C
5	15	20	176300	836.5	DFT-s-OFDM QPSK	100@0	-0.00314	PASS	50°C

Peak to Average Ratio

NR Band	SCS (kHz)	Bandwidth (MHz)	Arfcn	Freq (MHz)	Modulation	RB	Result (dB)	Limit (dB)	Verdict
5	15	20	175800	834.0	DFT-s-OFDM PI/2 BPSK	100@0	4.19	13	PASS
5	15	20	175800	834.0	DFT-s-OFDM PI/2 BPSK	1@0	3.65	13	PASS
5	15	20	175800	834.0	DFT-s-OFDM QPSK	100@0	5.49	13	PASS
5	15	20	175800	834.0	DFT-s-OFDM QPSK	1@0	5.59	13	PASS
5	15	20	176300	836.5	DFT-s-OFDM PI/2 BPSK	100@0	4.14	13	PASS
5	15	20	176300	836.5	DFT-s-OFDM PI/2 BPSK	1@0	3.67	13	PASS
5	15	20	176300	836.5	DFT-s-OFDM QPSK	100@0	5.47	13	PASS
5	15	20	176300	836.5	DFT-s-OFDM QPSK	1@0	5.68	13	PASS
5	15	20	176800	839.0	DFT-s-OFDM PI/2 BPSK	100@0	4.16	13	PASS
5	15	20	176800	839.0	DFT-s-OFDM PI/2 BPSK	1@0	3.68	13	PASS
5	15	20	176800	839.0	DFT-s-OFDM QPSK	100@0	5.34	13	PASS
5	15	20	176800	839.0	DFT-s-OFDM QPSK	1@0	5.62	13	PASS

B7_N5(20M)_DFT-s-OFDM_PI_2-BPSK_Outer_Full_Low_CH



B7_N5(20M)_DFT-s-OFDM_PI_2-BPSK_Edge_1RB_Left_Low_CH



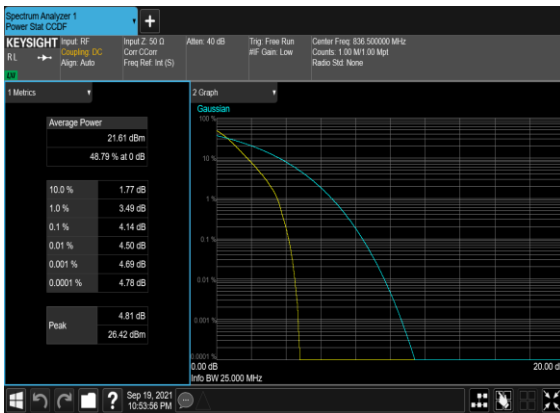
B7_N5(20M)_DFT-s-OFDM_QPSK_Outer_Full_Low_CH



B7_N5(20M)_DFT-s-OFDM_QPSK_Edge_1RB_Left_Low_CH



B7_N5(20M)_DFT-s-OFDM_PI_2-BPSK_Outer_Full_Mid_CH



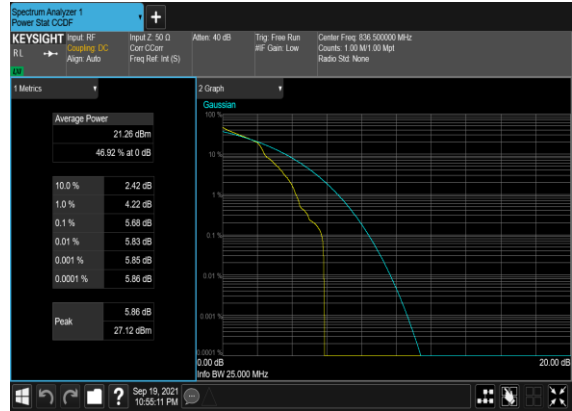
B7_N5(20M)_DFT-s-OFDM_PI_2-BPSK_Edge_1RB_Left_Mid_CH



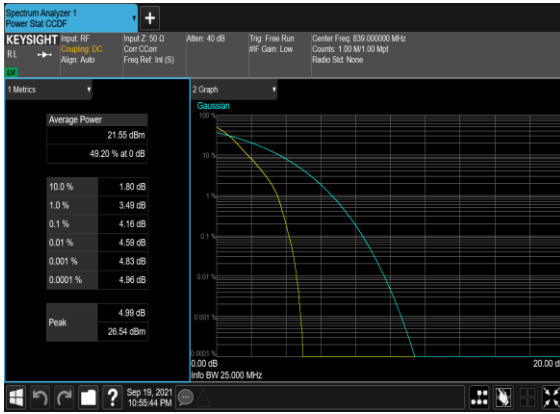
B7_N5(20M)_DFT-s-OFDM_QPSK_Outer_Full_Mid_CH



B7_N5(20M)_DFT-s-OFDM_QPSK_Edge_1RB_Left_Mid_CH



B7_N5(20M)_DFT-s-OFDM_PI_2-BPSK_Outer_Full_High_CH



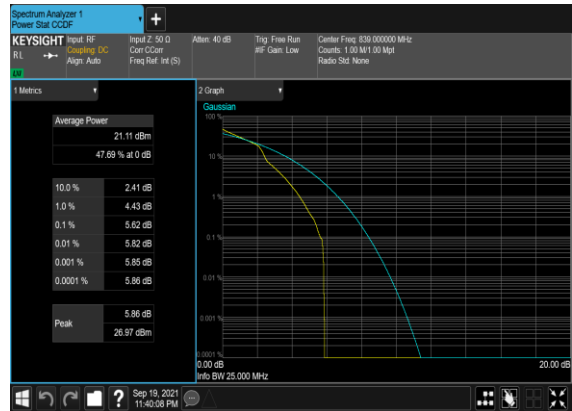
B7_N5(20M)_DFT-s-OFDM_PI_2-BPSK_Edge_1RB_Left_High_CH



B7_N5(20M)_DFT-s-OFDM_QPSK_Outer_Full_High_CH



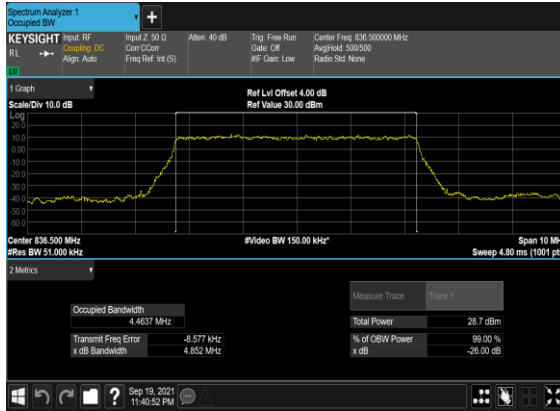
B7_N5(20M)_DFT-s-OFDM_QPSK_Edge_1RB_Left_High_CH



Occupied Bandwidth

NR Band	SCS (kHz)	Bandwidth (MHz)	Arfcn	Freq (MHz)	Modulation	RB	OBW (MHz)	26dB OBW (MHz)
5	15	5	176300	836.5	DFT-s-OFDM PI/2 BPSK	25@0	4.4637	4.852
5	15	5	176300	836.5	DFT-s-OFDM QPSK	25@0	4.4674	4.82
5	15	5	176300	836.5	CP-OFDM QPSK	25@0	4.464	4.937
5	15	5	176300	836.5	CP-OFDM 16 QAM	25@0	4.4881	4.959
5	15	5	176300	836.5	CP-OFDM 64 QAM	25@0	4.4764	4.971
5	15	5	176300	836.5	CP-OFDM 256 QAM	25@0	4.4652	4.901
5	15	10	176300	836.5	DFT-s-OFDM PI/2 BPSK	50@0	8.8849	9.459
5	15	10	176300	836.5	DFT-s-OFDM QPSK	50@0	8.9107	9.52
5	15	10	176300	836.5	CP-OFDM QPSK	52@0	9.2629	9.916
5	15	10	176300	836.5	CP-OFDM 16 QAM	52@0	9.2537	9.885
5	15	10	176300	836.5	CP-OFDM 64 QAM	52@0	9.26	9.84
5	15	10	176300	836.5	CP-OFDM 256 QAM	52@0	9.2765	9.884
5	15	15	176300	836.5	DFT-s-OFDM PI/2 BPSK	75@0	13.37	14.1
5	15	15	176300	836.5	DFT-s-OFDM QPSK	75@0	13.366	14.0
5	15	15	176300	836.5	CP-OFDM QPSK	79@0	14.07	14.81
5	15	15	176300	836.5	CP-OFDM 16 QAM	79@0	14.08	14.83
5	15	15	176300	836.5	CP-OFDM 64 QAM	79@0	14.108	14.78
5	15	15	176300	836.5	CP-OFDM 256 QAM	79@0	14.058	14.82
5	15	20	176300	836.5	DFT-s-OFDM PI/2 BPSK	100@0	17.831	18.65
5	15	20	176300	836.5	DFT-s-OFDM QPSK	100@0	17.838	18.68
5	15	20	176300	836.5	CP-OFDM QPSK	106@0	18.864	19.8
5	15	20	176300	836.5	CP-OFDM 16 QAM	106@0	18.907	19.71
5	15	20	176300	836.5	CP-OFDM 64 QAM	106@0	18.891	19.76
5	15	20	176300	836.5	CP-OFDM 256 QAM	106@0	18.923	19.78

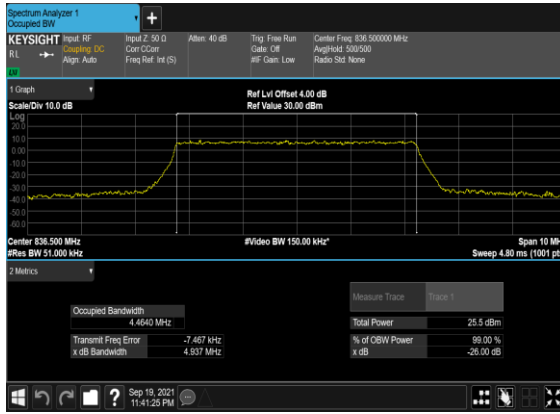
B7_N5(5M)_DFT-s-OFDM_PI_2- BPSK_Outer_Full_Mid_CH



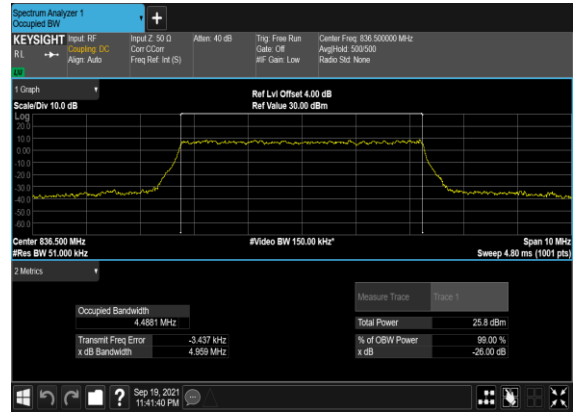
B7_N5(5M)_DFT-s- OFDM_QPSK_Outer_Full_Mid_CH



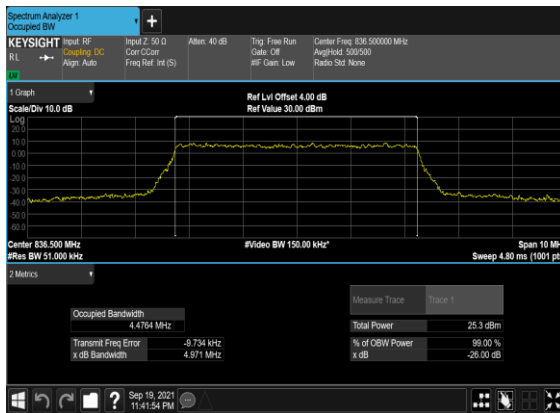
B7_N5(5M)_CP- OFDM_QPSK_Outer_Full_Mid_CH



B7_N5(5M)_CP-OFDM_16 QAM_Outer_Full_Mid_CH



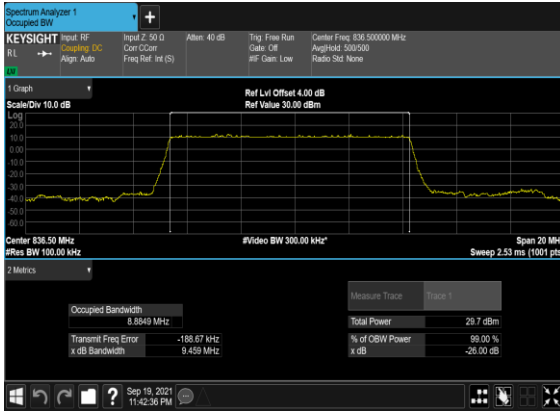
B7_N5(5M)_CP-OFDM_64 QAM_Outer_Full_Mid_CH



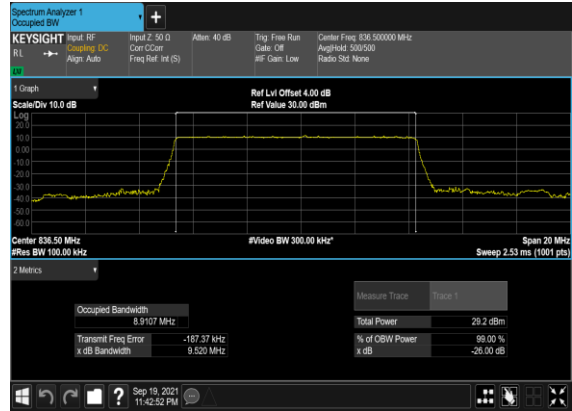
B7_N5(5M)_CP-OFDM_256 QAM_Outer_Full_Mid_CH



B7_N5(10M)_DFT-s-OFDM_PI_2- BPSK_Outer_Full_Mid_CH



B7_N5(10M)_DFT-s- OFDM_QPSK_Outer_Full_Mid_CH



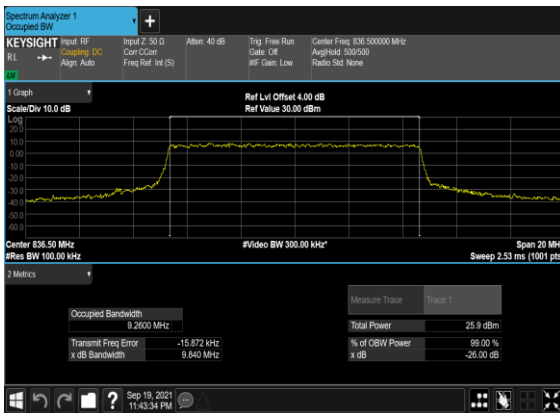
B7_N5(10M)_CP- OFDM_QPSK_Outer_Full_Mid_CH



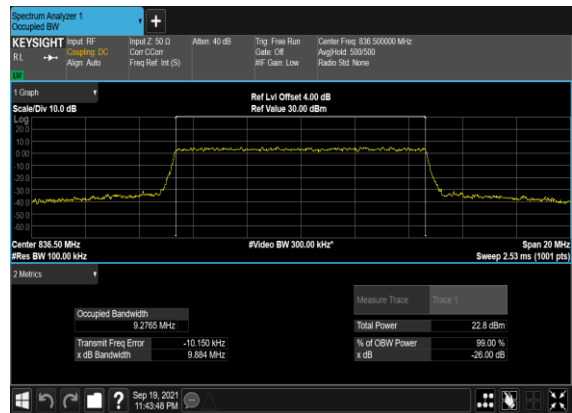
B7_N5(10M)_CP-OFDM_16 QAM_Outer_Full_Mid_CH



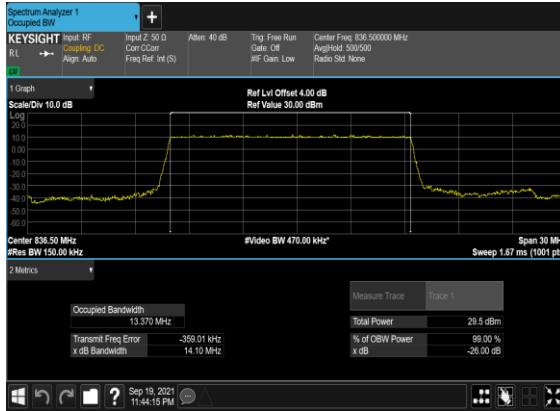
B7_N5(10M)_CP-OFDM_64 QAM_Outer_Full_Mid_CH



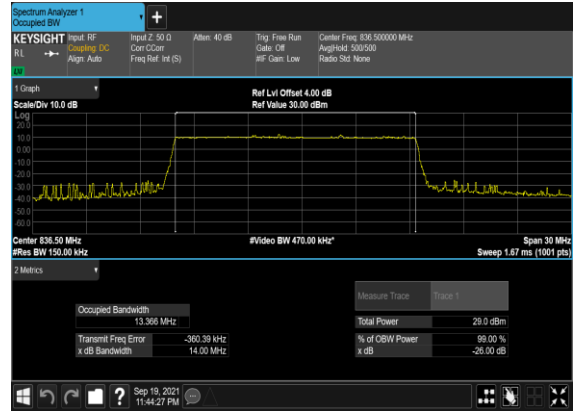
B7_N5(10M)_CP-OFDM_256 QAM_Outer_Full_Mid_CH



B7_N5(15M)_DFT-s-OFDM_PI_2- BPSK_Outer_Full_Mid_CH



B7_N5(15M)_DFT-s- OFDM_QPSK_Outer_Full_Mid_CH



B7_N5(15M)_CP- OFDM_QPSK_Outer_Full_Mid_CH



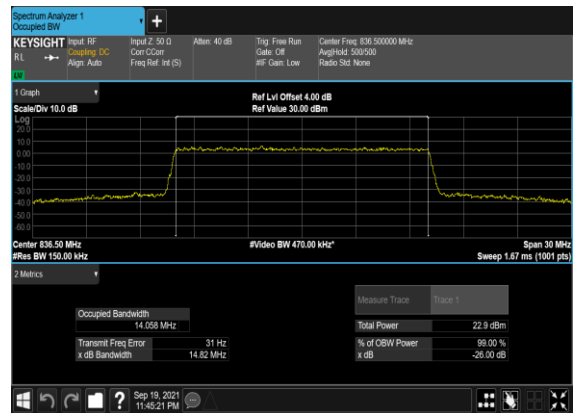
B7_N5(15M)_CP-OFDM_16 QAM_Outer_Full_Mid_CH



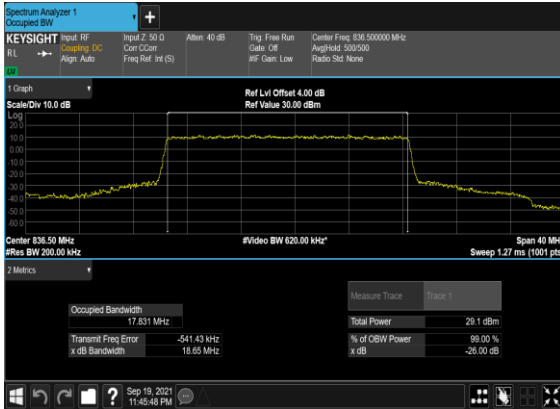
B7_N5(15M)_CP-OFDM_64 QAM_Outer_Full_Mid_CH



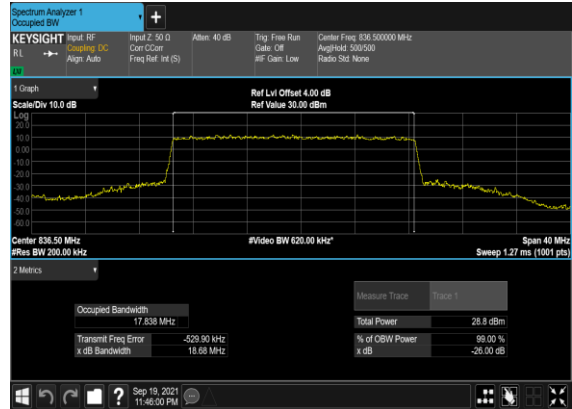
B7_N5(15M)_CP-OFDM_256 QAM_Outer_Full_Mid_CH



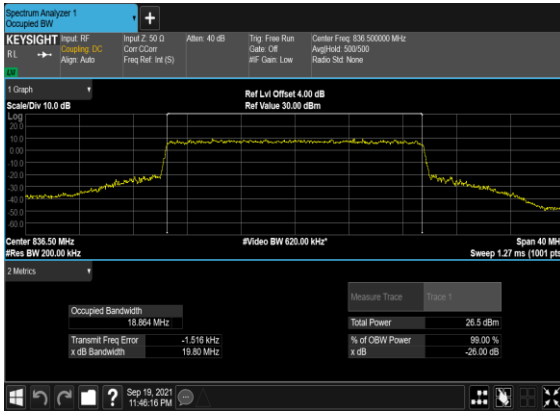
B7_N5(20M)_DFT-s-OFDM_PI_2- BPSK_Outer_Full_Mid_CH



B7_N5(20M)_DFT-s- OFDM_QPSK_Outer_Full_Mid_CH



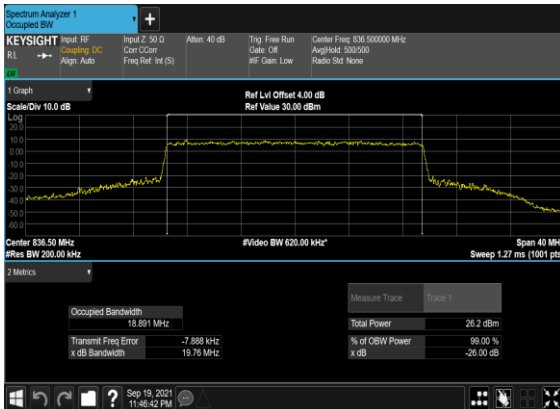
B7_N5(20M)_CP- OFDM_QPSK_Outer_Full_Mid_CH



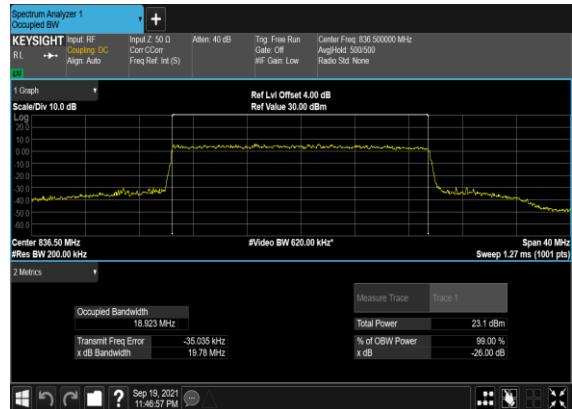
B7_N5(20M)_CP-OFDM_16 QAM_Outer_Full_Mid_CH



B7_N5(20M)_CP-OFDM_64 QAM_Outer_Full_Mid_CH



B7_N5(20M)_CP-OFDM_256 QAM_Outer_Full_Mid_CH

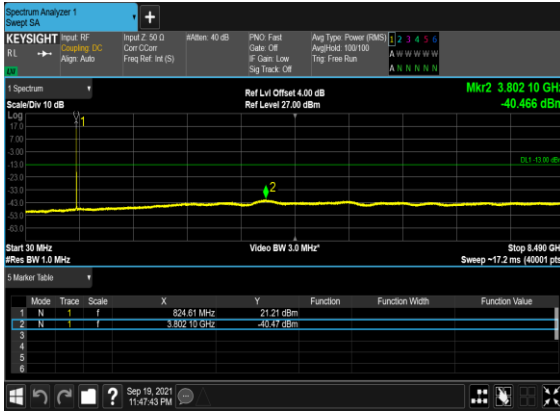


Conducted Spurious Emissions

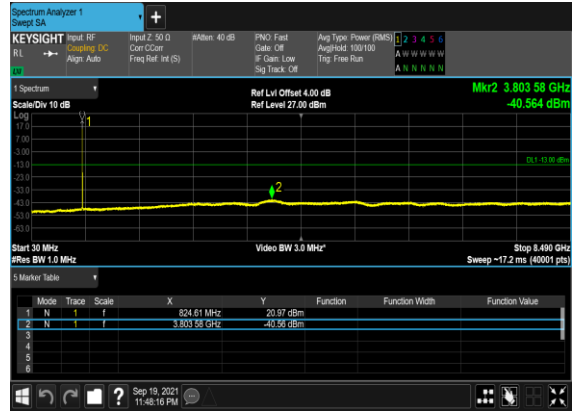
NR Band	SCS (kHz)	Bandwidth (MHz)	Arfcn	Freq (MHz)	Modulation	RB	Result	Verdict
5	15	5	174300	826.5	DFT-s-OFDM BPSK	1@0	see graph	---
5	15	5	174300	826.5	DFT-s-OFDM BPSK	1@0	see graph	PASS
5	15	5	174300	826.5	DFT-s-OFDM QPSK	1@0	see graph	---
5	15	5	174300	826.5	DFT-s-OFDM QPSK	1@0	see graph	PASS
5	15	5	176300	836.5	DFT-s-OFDM BPSK	1@0	see graph	---
5	15	5	176300	836.5	DFT-s-OFDM BPSK	1@0	see graph	PASS
5	15	5	176300	836.5	DFT-s-OFDM QPSK	1@0	see graph	---
5	15	5	176300	836.5	DFT-s-OFDM QPSK	1@0	see graph	PASS
5	15	5	178300	846.5	DFT-s-OFDM BPSK	1@0	see graph	---
5	15	5	178300	846.5	DFT-s-OFDM BPSK	1@0	see graph	PASS
5	15	5	178300	846.5	DFT-s-OFDM QPSK	1@0	see graph	---
5	15	5	178300	846.5	DFT-s-OFDM QPSK	1@0	see graph	PASS
5	15	10	174800	829.0	DFT-s-OFDM BPSK	1@0	see graph	---
5	15	10	174800	829.0	DFT-s-OFDM BPSK	1@0	see graph	PASS
5	15	10	174800	829.0	DFT-s-OFDM QPSK	1@0	see graph	---
5	15	10	174800	829.0	DFT-s-OFDM QPSK	1@0	see graph	PASS
5	15	10	176300	836.5	DFT-s-OFDM BPSK	1@0	see graph	---
5	15	10	176300	836.5	DFT-s-OFDM BPSK	1@0	see graph	PASS
5	15	10	176300	836.5	DFT-s-OFDM QPSK	1@0	see graph	---
5	15	10	176300	836.5	DFT-s-OFDM QPSK	1@0	see graph	PASS
5	15	10	177800	844.0	DFT-s-OFDM BPSK	1@0	see graph	---
5	15	10	177800	844.0	DFT-s-OFDM BPSK	1@0	see graph	PASS

5	15	10	177800	844.0	DFT-s-OFDM QPSK	1@0	see graph	---
5	15	10	177800	844.0	DFT-s-OFDM QPSK	1@0	see graph	PASS
5	15	20	175800	834.0	DFT-s-OFDM BPSK	1@0	see graph	---
5	15	20	175800	834.0	DFT-s-OFDM BPSK	1@0	see graph	PASS
5	15	20	175800	834.0	DFT-s-OFDM QPSK	1@0	see graph	---
5	15	20	175800	834.0	DFT-s-OFDM QPSK	1@0	see graph	PASS
5	15	20	176300	836.5	DFT-s-OFDM BPSK	1@0	see graph	---
5	15	20	176300	836.5	DFT-s-OFDM BPSK	1@0	see graph	PASS
5	15	20	176300	836.5	DFT-s-OFDM QPSK	1@0	see graph	---
5	15	20	176300	836.5	DFT-s-OFDM QPSK	1@0	see graph	PASS
5	15	20	176800	839.0	DFT-s-OFDM BPSK	1@0	see graph	---
5	15	20	176800	839.0	DFT-s-OFDM BPSK	1@0	see graph	PASS
5	15	20	176800	839.0	DFT-s-OFDM QPSK	1@0	see graph	---
5	15	20	176800	839.0	DFT-s-OFDM QPSK	1@0	see graph	PASS

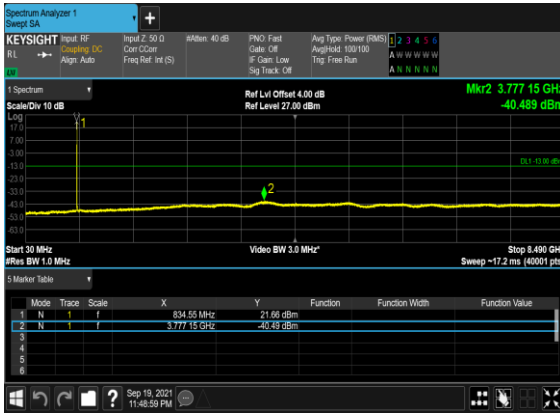
B7_N5(5M)_DFT-s-OFDM_BPSK_Edge_1RB_Left_Low_CH



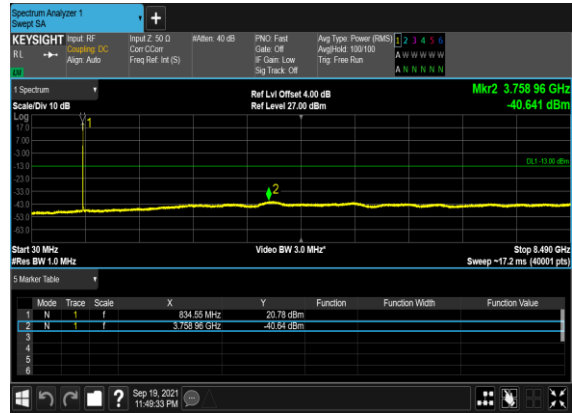
B7_N5(5M)_DFT-s-OFDM_QPSK_Edge_1RB_Left_Low_CH



B7_N5(5M)_DFT-s-OFDM_BPSK_Edge_1RB_Left_Mid_CH



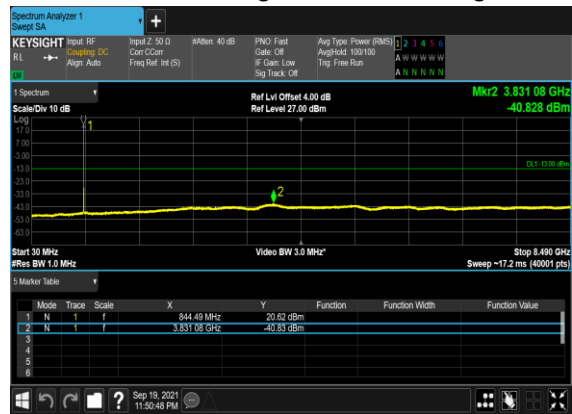
B7_N5(5M)_DFT-s-OFDM_QPSK_Edge_1RB_Left_Mid_CH



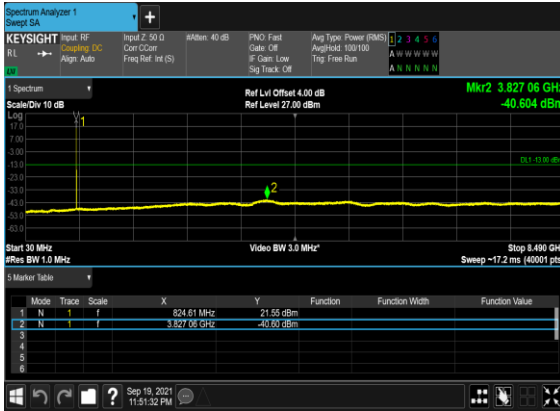
B7_N5(5M)_DFT-s-OFDM_BPSK_Edge_1RB_Left_High_CH



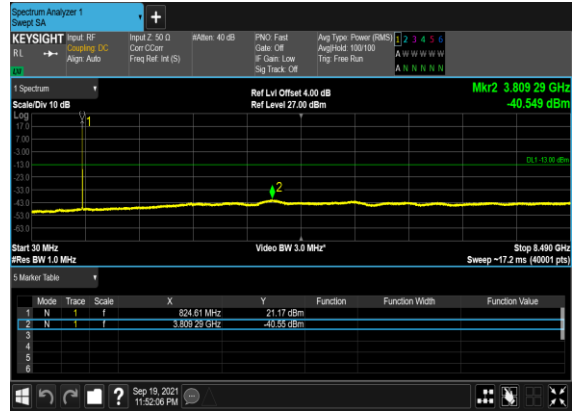
B7_N5(5M)_DFT-s-OFDM_QPSK_Edge_1RB_Left_High_CH



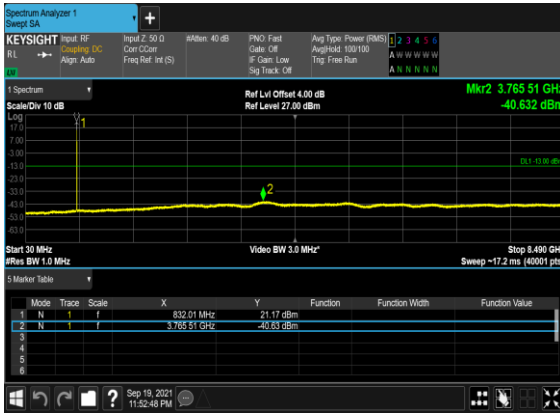
B7_N5(10M)_DFT-s-OFDM_BPSK_Edge_1RB_Left_Low_CH



B7_N5(10M)_DFT-s-OFDM_QPSK_Edge_1RB_Left_Low_CH



B7_N5(10M)_DFT-s-OFDM_BPSK_Edge_1RB_Left_Mid_CH



B7_N5(10M)_DFT-s-OFDM_QPSK_Edge_1RB_Left_Mid_CH



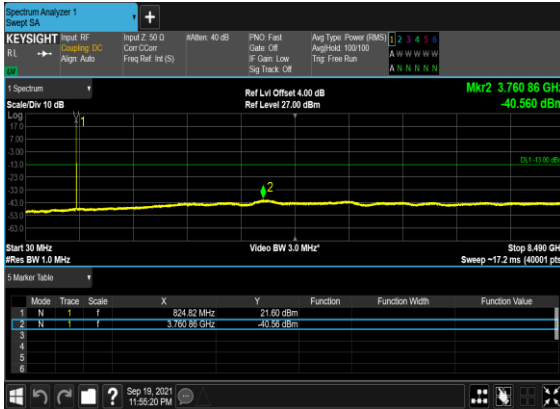
B7_N5(10M)_DFT-s-OFDM_BPSK_Edge_1RB_Left_High_CH



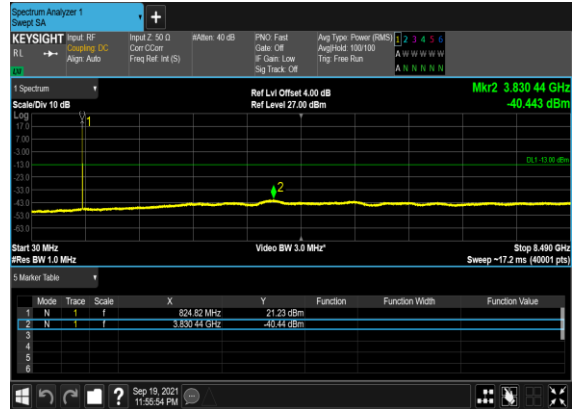
B7_N5(10M)_DFT-s-OFDM_QPSK_Edge_1RB_Left_High_CH



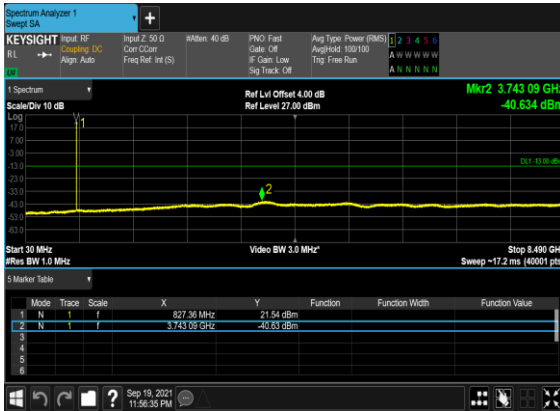
B7_N5(20M)_DFT-s-OFDM_BPSK_Edge_1RB_Left_Low_CH



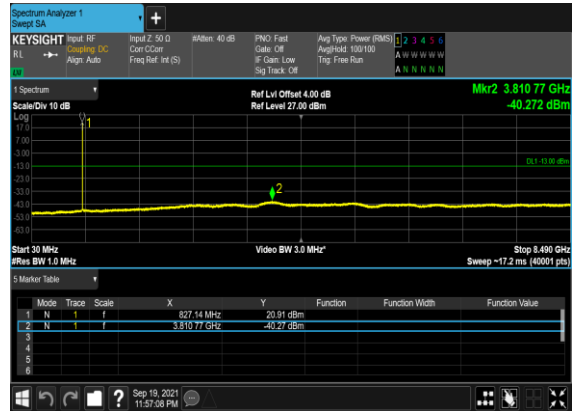
B7_N5(20M)_DFT-s-OFDM_QPSK_Edge_1RB_Left_Low_CH



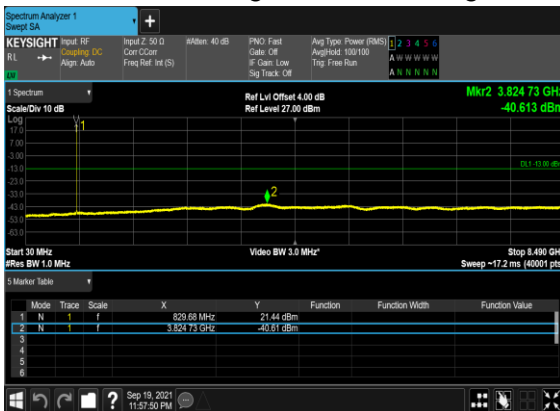
B7_N5(20M)_DFT-s-OFDM_BPSK_Edge_1RB_Left_Mid_CH



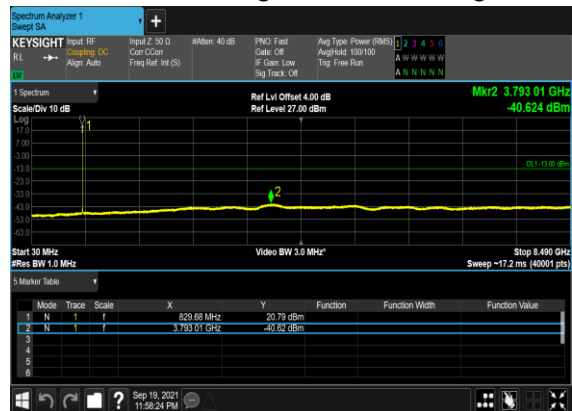
B7_N5(20M)_DFT-s-OFDM_QPSK_Edge_1RB_Left_Mid_CH



B7_N5(20M)_DFT-s-OFDM_BPSK_Edge_1RB_Left_High_CH



B7_N5(20M)_DFT-s-OFDM_QPSK_Edge_1RB_Left_High_CH

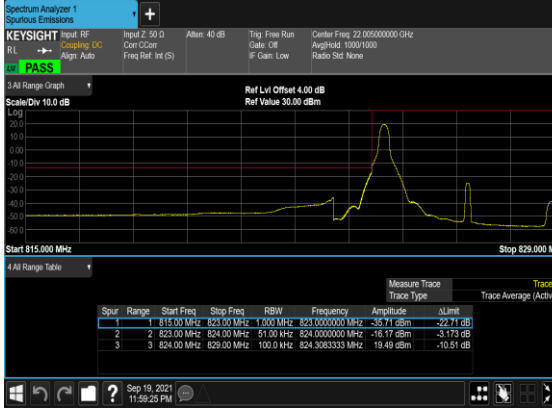


Conducted Band Edge

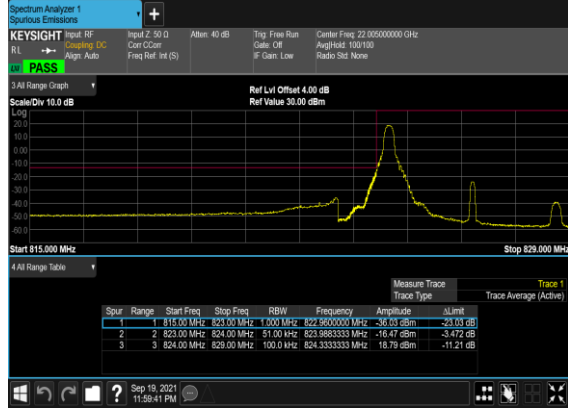
NR Band	SCS (kHz)	Bandwidth (MHz)	Arfcn	Freq (MHz)	Modulation	RB	Result	Verdict
5	15	5	174300	826.5	DFT-s-OFDM BPSK	1@0	see graph	PASS
5	15	5	174300	826.5	DFT-s-OFDM QPSK	1@0	see graph	PASS
5	15	5	174300	826.5	DFT-s-OFDM BPSK	25@0	see graph	PASS
5	15	5	174300	826.5	DFT-s-OFDM QPSK	25@0	see graph	PASS
5	15	5	178300	846.5	DFT-s-OFDM BPSK	1@24	see graph	PASS
5	15	5	178300	846.5	DFT-s-OFDM QPSK	1@24	see graph	PASS
5	15	5	178300	846.5	DFT-s-OFDM BPSK	25@0	see graph	PASS
5	15	5	178300	846.5	DFT-s-OFDM QPSK	25@0	see graph	PASS
5	15	10	174800	829.0	DFT-s-OFDM BPSK	1@0	see graph	PASS
5	15	10	174800	829.0	DFT-s-OFDM QPSK	1@0	see graph	PASS
5	15	10	174800	829.0	DFT-s-OFDM BPSK	50@0	see graph	PASS
5	15	10	174800	829.0	DFT-s-OFDM QPSK	50@0	see graph	PASS
5	15	10	177800	844.0	DFT-s-OFDM BPSK	1@51	see graph	PASS
5	15	10	177800	844.0	DFT-s-OFDM QPSK	1@51	see graph	PASS
5	15	10	177800	844.0	DFT-s-OFDM BPSK	50@0	see graph	PASS
5	15	10	177800	844.0	DFT-s-OFDM QPSK	50@0	see graph	PASS
5	15	20	175800	834.0	DFT-s-OFDM BPSK	1@0	see graph	PASS
5	15	20	175800	834.0	DFT-s-OFDM QPSK	1@0	see graph	PASS
5	15	20	175800	834.0	DFT-s-OFDM BPSK	100@0	see graph	PASS
5	15	20	175800	834.0	DFT-s-OFDM QPSK	100@0	see graph	PASS
5	15	20	176800	839.0	DFT-s-OFDM BPSK	1@105	see graph	PASS
5	15	20	176800	839.0	DFT-s-OFDM QPSK	1@105	see graph	PASS

5	15	20	176800	839.0	DFT-s-OFDM BPSK	100@0	see graph	PASS
5	15	20	176800	839.0	DFT-s-OFDM QPSK	100@0	see graph	PASS

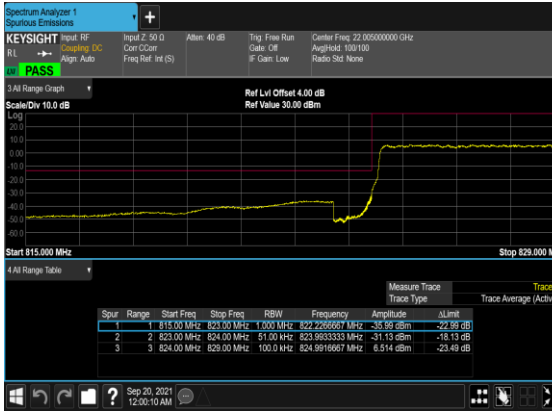
B7_N5(5M)_DFT-s-
OFDM_BPSK_Edge_1RB_Left_Low_CH



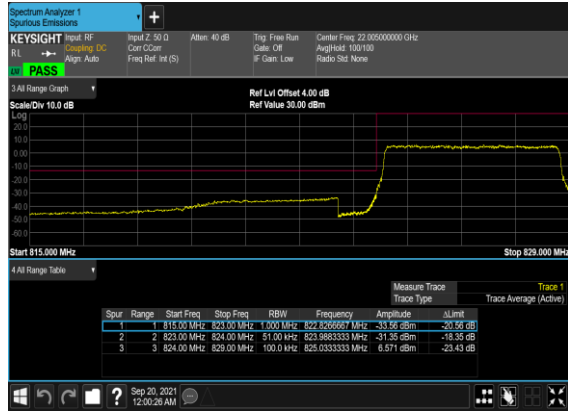
B7_N5(5M)_DFT-s-
OFDM_QPSK_Edge_1RB_Left_Low_CH



B7_N5(5M)_DFT-s-
OFDM_BPSK_Outer_Full_Low_CH



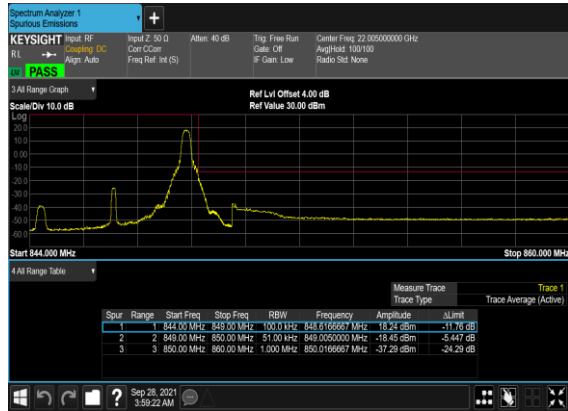
B7_N5(5M)_DFT-s-
OFDM_QPSK_Outer_Full_Low_CH



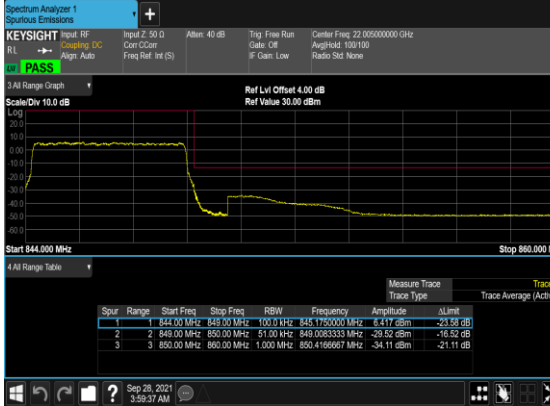
B7_N5(5M)_DFT-s-
OFDM_BPSK_Edge_1RB_Right_High_CH



B7_N5(5M)_DFT-s-
OFDM_QPSK_Edge_1RB_Right_High_CH



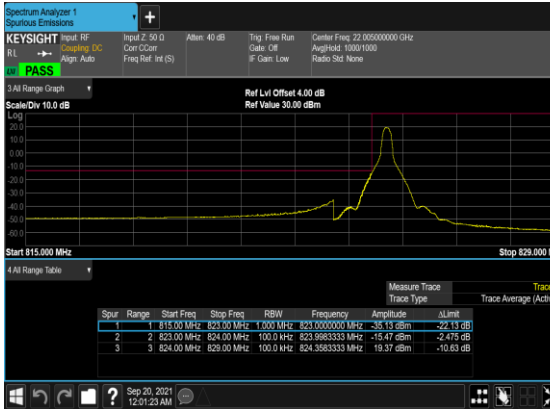
B7_N5(5M)_DFT-s-OFDM_BPSK_Outer_Full_High_CH



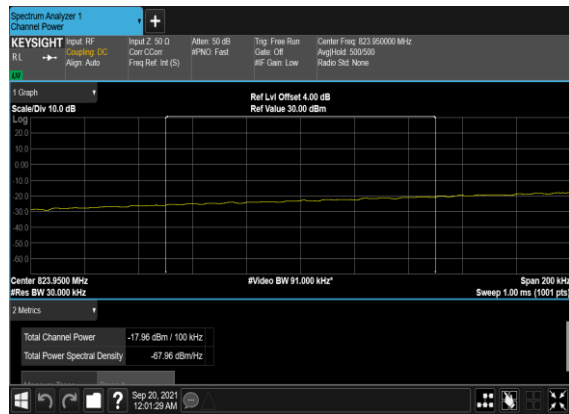
B7_N5(5M)_DFT-s-OFDM_QPSK_Outer_Full_High_CH



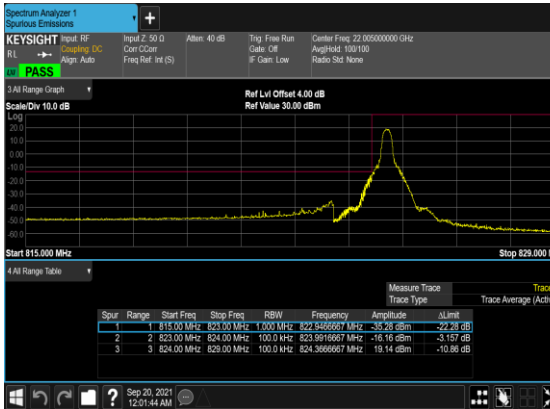
B7_N5(10M)_DFT-s-OFDM_BPSK_Edge_1RB_Left_Low_CH



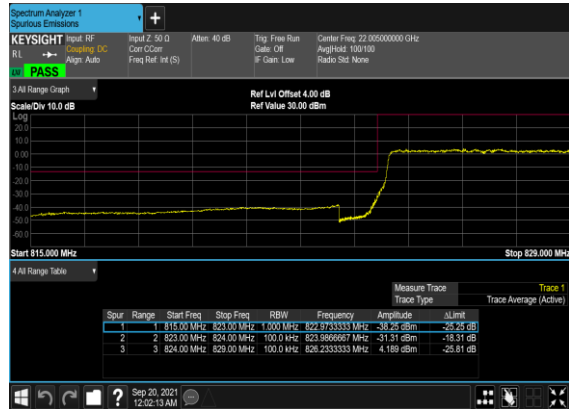
B7_N5(10M)_DFT-s-OFDM_BPSK_Edge_1RB_Left_Low_CH_CHP_P ASS



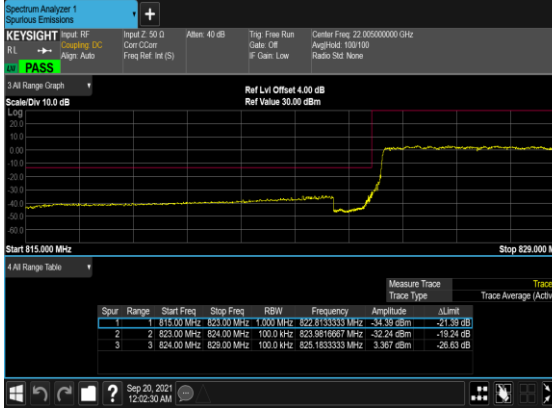
B7_N5(10M)_DFT-s-OFDM_QPSK_Edge_1RB_Left_Low_CH



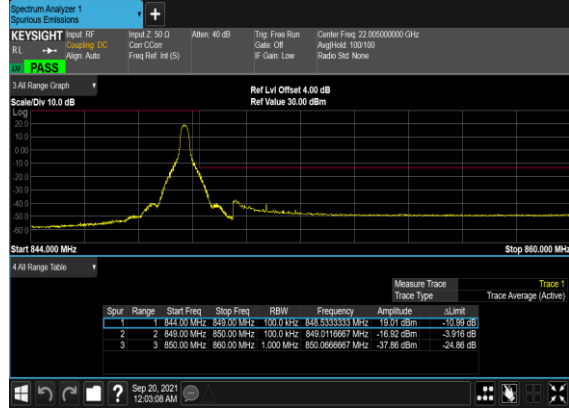
B7_N5(10M)_DFT-s-OFDM_BPSK_Outer_Full_Low_CH



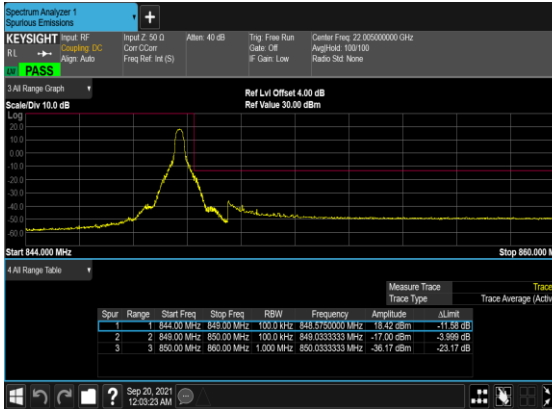
B7_N5(10M)_DFT-s-OFDM_QPSK_Outer_Full_Low_CH



B7_N5(10M)_DFT-s-OFDM_BPSK_Edge_1RB_Right_High_CH



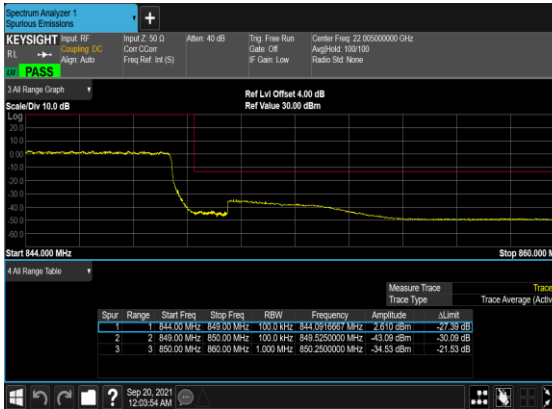
B7_N5(10M)_DFT-s-OFDM_QPSK_Edge_1RB_Right_High_CH



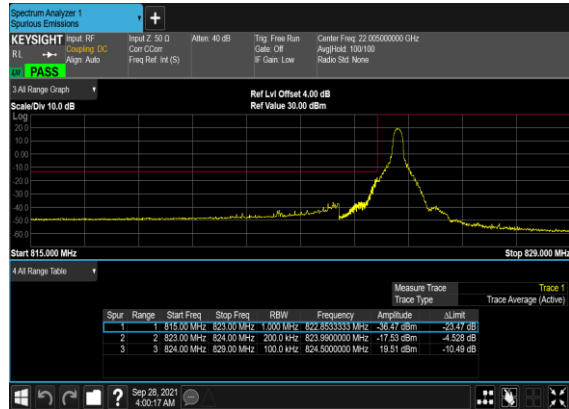
B7_N5(10M)_DFT-s-OFDM_BPSK_Outer_Full_High_CH



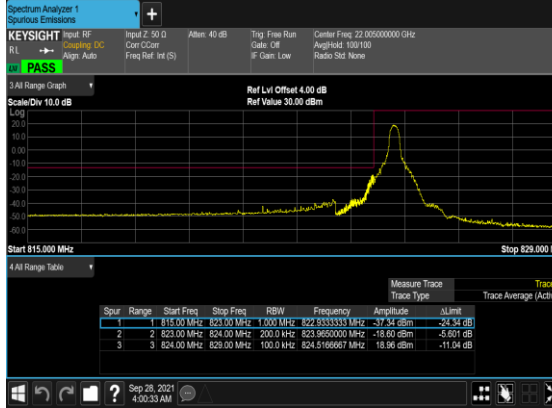
B7_N5(10M)_DFT-s-OFDM_QPSK_Outer_Full_High_CH



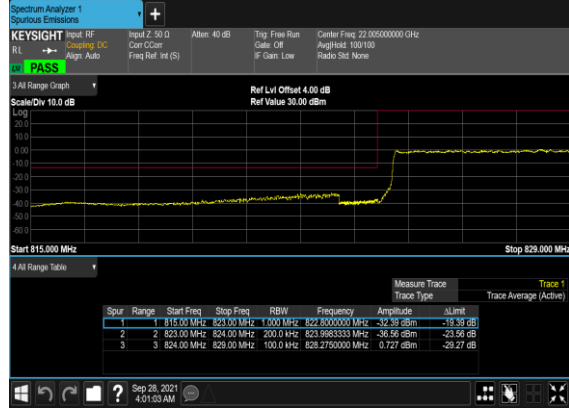
B7_N5(20M)_DFT-s-OFDM_BPSK_Edge_1RB_Left_Low_CH



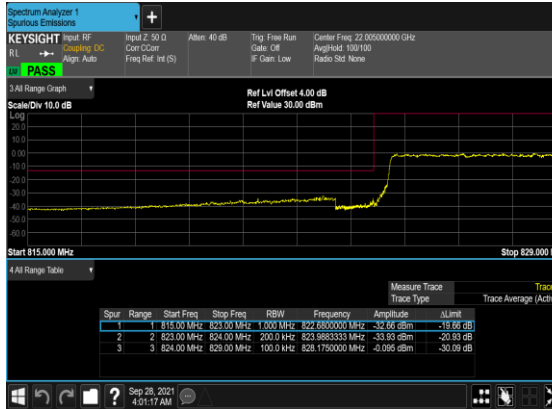
B7_N5(20M)_DFT-s-OFDM_QPSK_Edge_1RB_Left_Low_CH



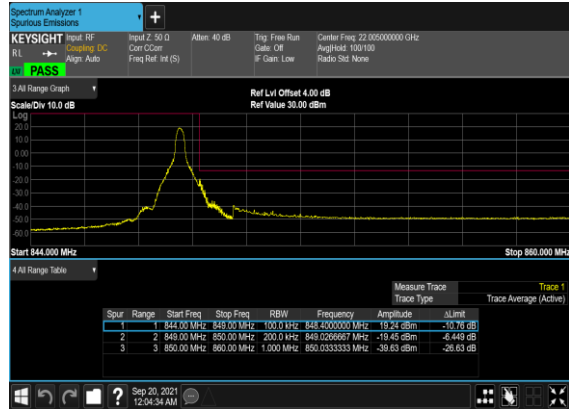
B7_N5(20M)_DFT-s-OFDM_BPSK_Outer_Full_Low_CH



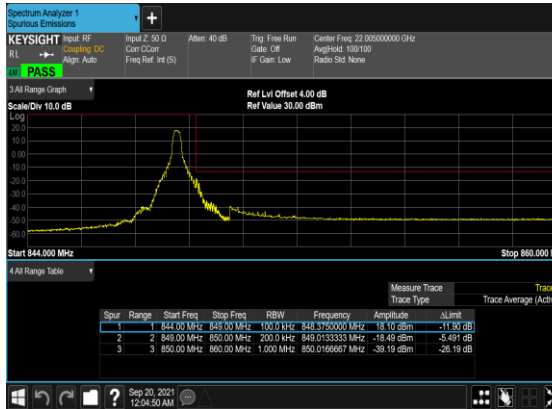
B7_N5(20M)_DFT-s-OFDM_QPSK_Outer_Full_Low_CH



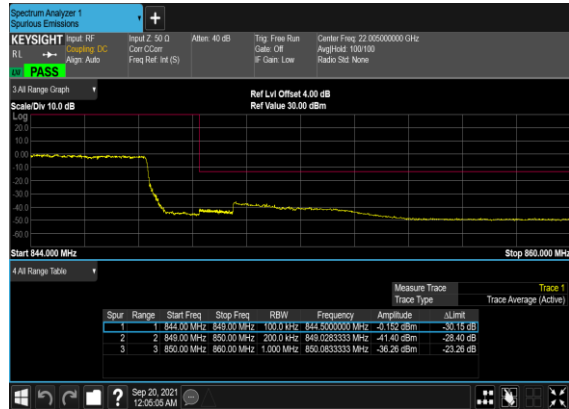
B7_N5(20M)_DFT-s-OFDM_BPSK_Edge_1RB_Right_High_CH



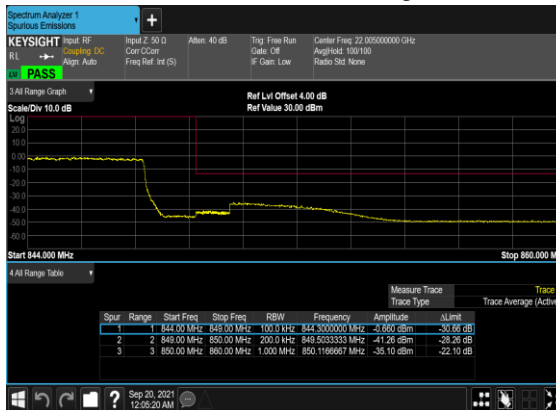
B7_N5(20M)_DFT-s-OFDM_QPSK_Edge_1RB_Right_High_CH



B7_N5(20M)_DFT-s-OFDM_BPSK_Outer_Full_High_CH



B7_N5(20M)_DFT-s-OFDM_QPSK_Outer_Full_High_CH



FR1 N7

NR Band	SCS (kHz)	Bandwidth (MHz)	Arfcn	Freq (MHz)	Modulation	RB	Conducted Power(dBm)	EIRP (dBm)	EIRP (W)
7	15	5	524500	2502.5	DFT-s-OFDM PI/2 BPSK	12@6	22.57	16.07	0.0405
7	15	5	524500	2502.5	DFT-s-OFDM PI/2 BPSK	1@1	22.6	16.1	0.0407
7	15	5	524500	2502.5	DFT-s-OFDM PI/2 BPSK	1@23	22.67	16.17	0.0414
7	15	5	524500	2502.5	DFT-s-OFDM QPSK	12@6	22.63	16.13	0.0410
7	15	5	524500	2502.5	DFT-s-OFDM QPSK	1@1	22.67	16.17	0.0414
7	15	5	524500	2502.5	DFT-s-OFDM QPSK	1@23	22.77	16.27	0.0424
7	15	5	524500	2502.5	DFT-s-OFDM 16 QAM	12@6	21.78	15.28	0.0337
7	15	5	524500	2502.5	DFT-s-OFDM 16 QAM	1@1	21.71	15.21	0.0332
7	15	5	524500	2502.5	DFT-s-OFDM 16 QAM	1@23	21.67	15.17	0.0329
7	15	5	524500	2502.5	DFT-s-OFDM 64 QAM	12@6	20.24	13.74	0.0237
7	15	5	524500	2502.5	DFT-s-OFDM 64 QAM	1@1	20.4	13.9	0.0245
7	15	5	524500	2502.5	DFT-s-OFDM 64 QAM	1@23	20.38	13.88	0.0244
7	15	5	524500	2502.5	DFT-s-OFDM 256 QAM	12@6	17.65	11.15	0.0130
7	15	5	524500	2502.5	DFT-s-OFDM 256 QAM	1@1	17.53	11.03	0.0127
7	15	5	524500	2502.5	DFT-s-OFDM 256 QAM	1@23	17.59	11.09	0.0129
7	15	5	524500	2502.5	CP-OFDM QPSK	13@6	21.17	14.67	0.0293
7	15	5	524500	2502.5	CP-OFDM QPSK	1@1	21.15	14.65	0.0292
7	15	5	524500	2502.5	CP-OFDM QPSK	1@23	21.14	14.64	0.0291
7	15	5	531000	2535	DFT-s-OFDM PI/2 BPSK	12@6	22.58	16.08	0.0406
7	15	5	531000	2535	DFT-s-OFDM PI/2 BPSK	1@1	22.46	15.96	0.0394
7	15	5	531000	2535	DFT-s-OFDM PI/2 BPSK	1@23	22.43	15.93	0.0392

7	15	5	531000	2535	DFT-s-OFDM QPSK	12@6	22.48	15.98	0.0396
7	15	5	531000	2535	DFT-s-OFDM QPSK	1@1	22.59	16.09	0.0406
7	15	5	531000	2535	DFT-s-OFDM QPSK	1@23	22.62	16.12	0.0409
7	15	5	531000	2535	DFT-s-OFDM 16 QAM	12@6	21.65	15.15	0.0327
7	15	5	531000	2535	DFT-s-OFDM 16 QAM	1@1	21.51	15.01	0.0317
7	15	5	531000	2535	DFT-s-OFDM 16 QAM	1@23	21.58	15.08	0.0322
7	15	5	531000	2535	DFT-s-OFDM 64 QAM	12@6	20.13	13.63	0.0231
7	15	5	531000	2535	DFT-s-OFDM 64 QAM	1@1	20.2	13.7	0.0234
7	15	5	531000	2535	DFT-s-OFDM 64 QAM	1@23	20.24	13.74	0.0237
7	15	5	531000	2535	DFT-s-OFDM 256 QAM	12@6	17.41	10.91	0.0123
7	15	5	531000	2535	DFT-s-OFDM 256 QAM	1@1	17.39	10.89	0.0123
7	15	5	531000	2535	DFT-s-OFDM 256 QAM	1@23	17.49	10.99	0.0126
7	15	5	531000	2535	CP-OFDM QPSK	13@6	20.98	14.48	0.0281
7	15	5	531000	2535	CP-OFDM QPSK	1@1	20.96	14.46	0.0279
7	15	5	531000	2535	CP-OFDM QPSK	1@23	20.89	14.39	0.0275
7	15	5	537500	2535	DFT-s-OFDM PI/2 BPSK	12@6	22.54	16.04	0.0402
7	15	5	537500	2567.5	DFT-s-OFDM PI/2 BPSK	1@1	22.86	16.36	0.0433
7	15	5	537500	2567.5	DFT-s-OFDM PI/2 BPSK	1@23	22.76	16.26	0.0423
7	15	5	537500	2567.5	DFT-s-OFDM QPSK	12@6	22.81	16.31	0.0428
7	15	5	537500	2567.5	DFT-s-OFDM QPSK	1@1	22.94	16.44	0.0441
7	15	5	537500	2567.5	DFT-s-OFDM QPSK	1@23	22.93	16.43	0.0440
7	15	5	537500	2567.5	DFT-s-OFDM 16 QAM	12@6	21.89	15.39	0.0346
7	15	5	537500	2567.5	DFT-s-OFDM 16 QAM	1@1	21.89	15.39	0.0346
7	15	5	537500	2567.5	DFT-s-OFDM 16 QAM	1@23	21.89	15.39	0.0346

7	15	5	537500	2567.5	DFT-s-OFDM 64 QAM	12@6	20.41	13.91	0.0246
7	15	5	537500	2567.5	DFT-s-OFDM 64 QAM	1@1	20.45	13.95	0.0248
7	15	5	537500	2567.5	DFT-s-OFDM 64 QAM	1@23	20.5	14	0.0251
7	15	5	537500	2567.5	DFT-s-OFDM 256 QAM	12@6	17.55	11.05	0.0127
7	15	5	537500	2567.5	DFT-s-OFDM 256 QAM	1@1	17.69	11.19	0.0132
7	15	5	537500	2567.5	DFT-s-OFDM 256 QAM	1@23	17.77	11.27	0.0134
7	15	5	537500	2567.5	CP-OFDM QPSK	13@6	21.39	14.89	0.0308
7	15	5	537500	2567.5	CP-OFDM QPSK	1@1	21.27	14.77	0.0300
7	15	5	537500	2567.5	CP-OFDM QPSK	1@23	21.18	14.68	0.0294
7	15	10	525000	2505	DFT-s-OFDM PI/2 BPSK	25@12	22.84	16.34	0.0431
7	15	10	525000	2505	DFT-s-OFDM PI/2 BPSK	1@1	22.83	16.33	0.0430
7	15	10	525000	2505	DFT-s-OFDM PI/2 BPSK	1@50	22.85	16.35	0.0432
7	15	10	525000	2505	DFT-s-OFDM QPSK	25@12	22.91	16.41	0.0438
7	15	10	525000	2505	DFT-s-OFDM QPSK	1@1	22.83	16.33	0.0430
7	15	10	525000	2505	DFT-s-OFDM QPSK	1@50	22.85	16.35	0.0432
7	15	10	525000	2505	DFT-s-OFDM 16 QAM	25@12	21.85	15.35	0.0343
7	15	10	525000	2505	DFT-s-OFDM 16 QAM	1@1	21.91	15.41	0.0348
7	15	10	525000	2505	DFT-s-OFDM 16 QAM	1@50	21.84	15.34	0.0342
7	15	10	525000	2505	DFT-s-OFDM 64 QAM	25@12	20.28	13.78	0.0239
7	15	10	525000	2505	DFT-s-OFDM 64 QAM	1@1	20.49	13.99	0.0251
7	15	10	525000	2505	DFT-s-OFDM 64 QAM	1@50	20.57	14.07	0.0255
7	15	10	525000	2505	DFT-s-OFDM 256 QAM	25@12	18.24	11.74	0.0149
7	15	10	525000	2505	DFT-s-OFDM 256 QAM	1@1	17.68	11.18	0.0131
7	15	10	525000	2505	DFT-s-OFDM 256 QAM	1@50	17.7	11.2	0.0132

7	15	10	525000	2505	CP-OFDM QPSK	26@13	21.44	14.94	0.0312
7	15	10	525000	2505	CP-OFDM QPSK	1@1	21.36	14.86	0.0306
7	15	10	525000	2505	CP-OFDM QPSK	1@50	21.27	14.77	0.0300
7	15	10	531000	2535	DFT-s- OFDM PI/2 BPSK	25@12	22.64	16.14	0.0411
7	15	10	531000	2535	DFT-s- OFDM PI/2 BPSK	1@1	22.65	16.15	0.0412
7	15	10	531000	2535	DFT-s- OFDM PI/2 BPSK	1@50	22.74	16.24	0.0421
7	15	10	531000	2535	DFT-s- OFDM QPSK	25@12	22.73	16.23	0.0420
7	15	10	531000	2535	DFT-s- OFDM QPSK	1@1	22.69	16.19	0.0416
7	15	10	531000	2535	DFT-s- OFDM QPSK	1@50	22.8	16.3	0.0427
7	15	10	531000	2535	DFT-s- OFDM 16 QAM	25@12	21.75	15.25	0.0335
7	15	10	531000	2535	DFT-s- OFDM 16 QAM	1@1	21.73	15.23	0.0333
7	15	10	531000	2535	DFT-s- OFDM 16 QAM	1@50	21.73	15.23	0.0333
7	15	10	531000	2535	DFT-s- OFDM 64 QAM	25@12	20.2	13.7	0.0234
7	15	10	531000	2535	DFT-s- OFDM 64 QAM	1@1	20.33	13.83	0.0242
7	15	10	531000	2535	DFT-s- OFDM 64 QAM	1@50	20.36	13.86	0.0243
7	15	10	531000	2535	DFT-s- OFDM 256 QAM	25@12	18.1	11.6	0.0145
7	15	10	531000	2535	DFT-s- OFDM 256 QAM	1@1	17.62	11.12	0.0129
7	15	10	531000	2535	DFT-s- OFDM 256 QAM	1@50	17.6	11.1	0.0129
7	15	10	531000	2535	CP-OFDM QPSK	26@13	21.16	14.66	0.0292
7	15	10	531000	2535	CP-OFDM QPSK	1@1	21.19	14.69	0.0294
7	15	10	531000	2535	CP-OFDM QPSK	1@50	21.23	14.73	0.0297
7	15	10	537000	2565	DFT-s- OFDM PI/2 BPSK	25@12	22.96	16.46	0.0443
7	15	10	537000	2565	DFT-s- OFDM PI/2 BPSK	1@1	23.01	16.51	0.0448
7	15	10	537000	2565	DFT-s- OFDM PI/2 BPSK	1@50	22.93	16.43	0.0440
7	15	10	537000	2565	DFT-s- OFDM QPSK	25@12	22.98	16.48	0.0445

7	15	10	537000	2565	DFT-s-OFDM QPSK	1@1	22.96	16.46	0.0443
7	15	10	537000	2565	DFT-s-OFDM QPSK	1@50	22.98	16.48	0.0445
7	15	10	537000	2565	DFT-s-OFDM 16 QAM	25@12	21.99	15.49	0.0354
7	15	10	537000	2565	DFT-s-OFDM 16 QAM	1@1	21.98	15.48	0.0353
7	15	10	537000	2565	DFT-s-OFDM 16 QAM	1@50	21.97	15.47	0.0352
7	15	10	537000	2565	DFT-s-OFDM 64 QAM	25@12	20.5	14	0.0251
7	15	10	537000	2565	DFT-s-OFDM 64 QAM	1@1	20.62	14.12	0.0258
7	15	10	537000	2565	DFT-s-OFDM 64 QAM	1@50	20.6	14.1	0.0257
7	15	10	537000	2565	DFT-s-OFDM 256 QAM	25@12	18.38	11.88	0.0154
7	15	10	537000	2565	DFT-s-OFDM 256 QAM	1@1	17.85	11.35	0.0136
7	15	10	537000	2565	DFT-s-OFDM 256 QAM	1@50	17.89	11.39	0.0138
7	15	10	537000	2565	CP-OFDM QPSK	26@13	21.44	14.94	0.0312
7	15	10	537000	2565	CP-OFDM QPSK	1@1	21.4	14.9	0.0309
7	15	10	537000	2565	CP-OFDM QPSK	1@50	21.43	14.93	0.0311
7	15	15	525500	2507.5	DFT-s-OFDM PI/2 BPSK	36@18	23.03	16.53	0.0450
7	15	15	525500	2507.5	DFT-s-OFDM PI/2 BPSK	1@1	22.97	16.47	0.0444
7	15	15	525500	2507.5	DFT-s-OFDM PI/2 BPSK	1@77	22.93	16.43	0.0440
7	15	15	525500	2507.5	DFT-s-OFDM QPSK	36@18	23.01	16.51	0.0448
7	15	15	525500	2507.5	DFT-s-OFDM QPSK	1@1	23.05	16.55	0.0452
7	15	15	525500	2507.5	DFT-s-OFDM QPSK	1@77	22.92	16.42	0.0439
7	15	15	525500	2507.5	DFT-s-OFDM 16 QAM	36@18	22.02	15.52	0.0356
7	15	15	525500	2507.5	DFT-s-OFDM 16 QAM	1@1	22.05	15.55	0.0359
7	15	15	525500	2507.5	DFT-s-OFDM 16 QAM	1@77	21.92	15.42	0.0348
7	15	15	525500	2507.5	DFT-s-OFDM 64 QAM	36@18	20.54	14.04	0.0254

7	15	15	525500	2507.5	DFT-s-OFDM 64 QAM	1@1	20.66	14.16	0.0261
7	15	15	525500	2507.5	DFT-s-OFDM 64 QAM	1@77	20.59	14.09	0.0256
7	15	15	525500	2507.5	DFT-s-OFDM 256 QAM	36@18	17.69	11.19	0.0132
7	15	15	525500	2507.5	DFT-s-OFDM 256 QAM	1@1	17.91	11.41	0.0138
7	15	15	525500	2507.5	DFT-s-OFDM 256 QAM	1@77	17.88	11.38	0.0137
7	15	15	525500	2507.5	CP-OFDM QPSK	39@19	21.41	14.91	0.0310
7	15	15	525500	2507.5	CP-OFDM QPSK	1@1	21.47	14.97	0.0314
7	15	15	525500	2507.5	CP-OFDM QPSK	1@77	21.31	14.81	0.0303
7	15	15	531000	2535	DFT-s-OFDM PI/2 BPSK	36@18	22.86	16.36	0.0433
7	15	15	531000	2535	DFT-s-OFDM PI/2 BPSK	1@1	22.79	16.29	0.0426
7	15	15	531000	2535	DFT-s-OFDM PI/2 BPSK	1@77	22.86	16.36	0.0433
7	15	15	531000	2535	DFT-s-OFDM QPSK	36@18	22.79	16.29	0.0426
7	15	15	531000	2535	DFT-s-OFDM QPSK	1@1	22.8	16.3	0.0427
7	15	15	531000	2535	DFT-s-OFDM QPSK	1@77	22.88	16.38	0.0435
7	15	15	531000	2535	DFT-s-OFDM 16 QAM	36@18	21.82	15.32	0.0340
7	15	15	531000	2535	DFT-s-OFDM 16 QAM	1@1	21.76	15.26	0.0336
7	15	15	531000	2535	DFT-s-OFDM 16 QAM	1@77	21.76	15.26	0.0336
7	15	15	531000	2535	DFT-s-OFDM 64 QAM	36@18	20.38	13.88	0.0244
7	15	15	531000	2535	DFT-s-OFDM 64 QAM	1@1	20.44	13.94	0.0248
7	15	15	531000	2535	DFT-s-OFDM 64 QAM	1@77	20.4	13.9	0.0245
7	15	15	531000	2535	DFT-s-OFDM 256 QAM	36@18	17.48	10.98	0.0125
7	15	15	531000	2535	DFT-s-OFDM 256 QAM	1@1	17.68	11.18	0.0131
7	15	15	531000	2535	DFT-s-OFDM 256 QAM	1@77	17.75	11.25	0.0133
7	15	15	531000	2535	CP-OFDM QPSK	39@19	21.25	14.75	0.0299

7	15	15	531000	2535	CP-OFDM QPSK	1@1	21.22	14.72	0.0296
7	15	15	531000	2535	CP-OFDM QPSK	1@77	21.1	14.6	0.0288
7	15	15	536500	2562.5	DFT-s- OFDM PI/2 BPSK	36@18	22.65	16.15	0.0412
7	15	15	536500	2562.5	DFT-s- OFDM PI/2 BPSK	1@1	22.89	16.39	0.0436
7	15	15	536500	2562.5	DFT-s- OFDM PI/2 BPSK	1@77	22.95	16.45	0.0442
7	15	15	536500	2562.5	DFT-s- OFDM QPSK	36@18	22.96	16.46	0.0443
7	15	15	536500	2562.5	DFT-s- OFDM QPSK	1@1	23	16.5	0.0447
7	15	15	536500	2562.5	DFT-s- OFDM QPSK	1@77	22.98	16.48	0.0445
7	15	15	536500	2562.5	DFT-s- OFDM 16 QAM	36@18	21.99	15.49	0.0354
7	15	15	536500	2562.5	DFT-s- OFDM 16 QAM	1@1	21.92	15.42	0.0348
7	15	15	536500	2562.5	DFT-s- OFDM 16 QAM	1@77	21.91	15.41	0.0348
7	15	15	536500	2562.5	DFT-s- OFDM 64 QAM	36@18	20.52	14.02	0.0252
7	15	15	536500	2562.5	DFT-s- OFDM 64 QAM	1@1	20.53	14.03	0.0253
7	15	15	536500	2562.5	DFT-s- OFDM 64 QAM	1@77	20.49	13.99	0.0251
7	15	15	536500	2562.5	DFT-s- OFDM 256 QAM	36@18	17.66	11.16	0.0131
7	15	15	536500	2562.5	DFT-s- OFDM 256 QAM	1@1	17.56	11.06	0.0128
7	15	15	536500	2562.5	DFT-s- OFDM 256 QAM	1@77	17.64	11.14	0.0130
7	15	15	536500	2562.5	CP-OFDM QPSK	39@19	21.49	14.99	0.0316
7	15	15	536500	2562.5	CP-OFDM QPSK	1@1	21.4	14.9	0.0309
7	15	15	536500	2562.5	CP-OFDM QPSK	1@77	21.32	14.82	0.0303
7	15	20	526000	2510	DFT-s- OFDM PI/2 BPSK	50@25	22.84	16.34	0.0431
7	15	20	526000	2510	DFT-s- OFDM PI/2 BPSK	1@1	22.92	16.42	0.0439
7	15	20	526000	2510	DFT-s- OFDM PI/2 BPSK	1@104	22.75	16.25	0.0422
7	15	20	526000	2510	DFT-s- OFDM QPSK	50@25	22.93	16.43	0.0440
7	15	20	526000	2510	DFT-s- OFDM	1@1	22.97	16.47	0.0444

					QPSK					
7	15	20	526000	2510	DFT-s-OFDM QPSK	1@104	22.88	16.38	0.0435	
7	15	20	526000	2510	DFT-s-OFDM 16 QAM	50@25	21.9	15.4	0.0347	
7	15	20	526000	2510	DFT-s-OFDM 16 QAM	1@1	22.01	15.51	0.0356	
7	15	20	526000	2510	DFT-s-OFDM 16 QAM	1@104	21.79	15.29	0.0338	
7	15	20	526000	2510	DFT-s-OFDM 64 QAM	50@25	20.45	13.95	0.0248	
7	15	20	526000	2510	DFT-s-OFDM 64 QAM	1@1	20.56	14.06	0.0255	
7	15	20	526000	2510	DFT-s-OFDM 64 QAM	1@104	20.5	14	0.0251	
7	15	20	526000	2510	DFT-s-OFDM 256 QAM	50@25	18.27	11.77	0.0150	
7	15	20	526000	2510	DFT-s-OFDM 256 QAM	1@1	17.84	11.34	0.0136	
7	15	20	526000	2510	DFT-s-OFDM 256 QAM	1@104	17.77	11.27	0.0134	
7	15	20	526000	2510	CP-OFDM QPSK	53@26	21.41	14.91	0.0310	
7	15	20	526000	2510	CP-OFDM QPSK	1@1	21.43	14.93	0.0311	
7	15	20	526000	2510	CP-OFDM QPSK	1@104	21.25	14.75	0.0299	
7	15	20	531000	2535	DFT-s-OFDM PI/2 BPSK	50@25	22.68	16.18	0.0415	
7	15	20	531000	2535	DFT-s-OFDM PI/2 BPSK	1@1	22.68	16.18	0.0415	
7	15	20	531000	2535	DFT-s-OFDM PI/2 BPSK	1@104	22.7	16.2	0.0417	
7	15	20	531000	2535	DFT-s-OFDM QPSK	50@25	22.82	16.32	0.0429	
7	15	20	531000	2535	DFT-s-OFDM QPSK	1@1	22.84	16.34	0.0431	
7	15	20	531000	2535	DFT-s-OFDM QPSK	1@104	22.79	16.29	0.0426	
7	15	20	531000	2535	DFT-s-OFDM 16 QAM	50@25	21.83	15.33	0.0341	
7	15	20	531000	2535	DFT-s-OFDM 16 QAM	1@1	21.75	15.25	0.0335	
7	15	20	531000	2535	DFT-s-OFDM 16 QAM	1@104	21.77	15.27	0.0337	
7	15	20	531000	2535	DFT-s-OFDM 64 QAM	50@25	20.35	13.85	0.0243	
7	15	20	531000	2535	DFT-s-	1@1	20.43	13.93	0.0247	

					OFDM 64 QAM					
7	15	20	531000	2535	DFT-s- OFDM 64 QAM	1@104	20.4	13.9	0.0245	
7	15	20	531000	2535	DFT-s- OFDM 256 QAM	50@25	17.86	11.36	0.0137	
7	15	20	531000	2535	DFT-s- OFDM 256 QAM	1@1	17.69	11.19	0.0132	
7	15	20	531000	2535	DFT-s- OFDM 256 QAM	1@104	17.77	11.27	0.0134	
7	15	20	531000	2535	CP-OFDM QPSK	53@26	21.27	14.77	0.0300	
7	15	20	531000	2535	CP-OFDM QPSK	1@1	21.07	14.57	0.0286	
7	15	20	531000	2535	CP-OFDM QPSK	1@104	21.14	14.64	0.0291	
7	15	20	536000	2560	DFT-s- OFDM PI/2 BPSK	50@25	23.07	16.57	0.0454	
7	15	20	536000	2560	DFT-s- OFDM PI/2 BPSK	1@1	22.86	16.36	0.0433	
7	15	20	536000	2560	DFT-s- OFDM PI/2 BPSK	1@104	23.03	16.53	0.0450	
7	15	20	536000	2560	DFT-s- OFDM QPSK	50@25	22.99	16.49	0.0446	
7	15	20	536000	2560	DFT-s- OFDM QPSK	1@1	22.9	16.4	0.0437	
7	15	20	536000	2560	DFT-s- OFDM QPSK	1@104	23.04	16.54	0.0451	
7	15	20	536000	2560	DFT-s- OFDM 16 QAM	50@25	22	15.5	0.0355	
7	15	20	536000	2560	DFT-s- OFDM 16 QAM	1@1	21.87	15.37	0.0344	
7	15	20	536000	2560	DFT-s- OFDM 16 QAM	1@104	21.94	15.44	0.0350	
7	15	20	536000	2560	DFT-s- OFDM 64 QAM	50@25	20.58	14.08	0.0256	
7	15	20	536000	2560	DFT-s- OFDM 64 QAM	1@1	20.57	14.07	0.0255	
7	15	20	536000	2560	DFT-s- OFDM 64 QAM	1@104	20.62	14.12	0.0258	
7	15	20	536000	2560	DFT-s- OFDM 256 QAM	50@25	17.88	11.38	0.0137	
7	15	20	536000	2560	DFT-s- OFDM 256 QAM	1@1	17.78	11.28	0.0134	
7	15	20	536000	2560	DFT-s- OFDM 256 QAM	1@104	17.89	11.39	0.0138	
7	15	20	536000	2560	CP-OFDM QPSK	53@26	21.48	14.98	0.0315	
7	15	20	536000	2560	CP-OFDM QPSK	1@1	21.34	14.84	0.0305	

7	15	20	536000	2560	CP-OFDM QPSK	1@104	21.4	14.9	0.0309
7	15	25	526500	2512.5	DFT-s- OFDM PI/2 BPSK	64@32	22.76	16.26	0.0423
7	15	25	526500	2512.5	DFT-s- OFDM PI/2 BPSK	1@1	22.86	16.36	0.0433
7	15	25	526500	2512.5	DFT-s- OFDM PI/2 BPSK	1@131	22.87	16.37	0.0434
7	15	25	526500	2512.5	DFT-s- OFDM QPSK	64@32	22.98	16.48	0.0445
7	15	25	526500	2512.5	DFT-s- OFDM QPSK	1@1	22.86	16.36	0.0433
7	15	25	526500	2512.5	DFT-s- OFDM QPSK	1@131	23.02	16.52	0.0449
7	15	25	526500	2512.5	DFT-s- OFDM 16 QAM	64@32	21.97	15.47	0.0352
7	15	25	526500	2512.5	DFT-s- OFDM 16 QAM	1@1	22.24	15.74	0.0375
7	15	25	526500	2512.5	DFT-s- OFDM 16 QAM	1@131	21.96	15.46	0.0352
7	15	25	526500	2512.5	DFT-s- OFDM 64 QAM	64@32	20.52	14.02	0.0252
7	15	25	526500	2512.5	DFT-s- OFDM 64 QAM	1@1	20.87	14.37	0.0274
7	15	25	526500	2512.5	DFT-s- OFDM 64 QAM	1@131	20.66	14.16	0.0261
7	15	25	526500	2512.5	DFT-s- OFDM 256 QAM	64@32	18.37	11.87	0.0154
7	15	25	526500	2512.5	DFT-s- OFDM 256 QAM	1@1	18.07	11.57	0.0144
7	15	25	526500	2512.5	DFT-s- OFDM 256 QAM	1@131	17.82	11.32	0.0136
7	15	25	526500	2512.5	CP-OFDM QPSK	67@33	21.49	14.99	0.0316
7	15	25	526500	2512.5	CP-OFDM QPSK	1@1	21.66	15.16	0.0328
7	15	25	526500	2512.5	CP-OFDM QPSK	1@131	21.48	14.98	0.0315
7	15	25	531000	2535	DFT-s- OFDM PI/2 BPSK	64@32	22.9	16.4	0.0437
7	15	25	531000	2535	DFT-s- OFDM PI/2 BPSK	1@1	23.05	16.55	0.0452
7	15	25	531000	2535	DFT-s- OFDM PI/2 BPSK	1@131	23.1	16.6	0.0457
7	15	25	531000	2535	DFT-s- OFDM QPSK	64@32	22.97	16.47	0.0444
7	15	25	531000	2535	DFT-s- OFDM QPSK	1@1	23.05	16.55	0.0452

7	15	25	531000	2535	DFT-s-OFDM QPSK	1@131	22.78	16.28	0.0425
7	15	25	531000	2535	DFT-s-OFDM 16 QAM	64@32	21.83	15.33	0.0341
7	15	25	531000	2535	DFT-s-OFDM 16 QAM	1@1	22.04	15.54	0.0358
7	15	25	531000	2535	DFT-s-OFDM 16 QAM	1@131	22.11	15.61	0.0364
7	15	25	531000	2535	DFT-s-OFDM 64 QAM	64@32	20.36	13.86	0.0243
7	15	25	531000	2535	DFT-s-OFDM 64 QAM	1@1	20.64	14.14	0.0259
7	15	25	531000	2535	DFT-s-OFDM 64 QAM	1@131	20.74	14.24	0.0265
7	15	25	531000	2535	DFT-s-OFDM 256 QAM	64@32	17.86	11.36	0.0137
7	15	25	531000	2535	DFT-s-OFDM 256 QAM	1@1	17.56	11.06	0.0128
7	15	25	531000	2535	DFT-s-OFDM 256 QAM	1@131	17.88	11.38	0.0137
7	15	25	531000	2535	CP-OFDM QPSK	67@33	21.36	14.86	0.0306
7	15	25	531000	2535	CP-OFDM QPSK	1@1	21.49	14.99	0.0316
7	15	25	531000	2535	CP-OFDM QPSK	1@131	21.54	15.04	0.0319
7	15	25	535500	2557.5	DFT-s-OFDM PI/2 BPSK	64@32	23.03	16.53	0.0450
7	15	25	535500	2557.5	DFT-s-OFDM PI/2 BPSK	1@1	22.73	16.23	0.0420
7	15	25	535500	2557.5	DFT-s-OFDM PI/2 BPSK	1@131	22.86	16.36	0.0433
7	15	25	535500	2557.5	DFT-s-OFDM QPSK	64@32	22.77	16.27	0.0424
7	15	25	535500	2557.5	DFT-s-OFDM QPSK	1@1	22.86	16.36	0.0433
7	15	25	535500	2557.5	DFT-s-OFDM QPSK	1@131	22.69	16.19	0.0416
7	15	25	535500	2557.5	DFT-s-OFDM 16 QAM	64@32	22.15	15.65	0.0367
7	15	25	535500	2557.5	DFT-s-OFDM 16 QAM	1@1	22.16	15.66	0.0368
7	15	25	535500	2557.5	DFT-s-OFDM 16 QAM	1@131	22.25	15.75	0.0376
7	15	25	535500	2557.5	DFT-s-OFDM 64 QAM	64@32	20.64	14.14	0.0259
7	15	25	535500	2557.5	DFT-s-OFDM 64 QAM	1@1	20.71	14.21	0.0264

7	15	25	535500	2557.5	DFT-s-OFDM 64 QAM	1@131	20.89	14.39	0.0275
7	15	25	535500	2557.5	DFT-s-OFDM 256 QAM	64@32	17.78	11.28	0.0134
7	15	25	535500	2557.5	DFT-s-OFDM 256 QAM	1@1	17.99	11.49	0.0141
7	15	25	535500	2557.5	DFT-s-OFDM 256 QAM	1@131	18.1	11.6	0.0145
7	15	25	535500	2557.5	CP-OFDM QPSK	67@33	21.69	15.19	0.0330
7	15	25	535500	2557.5	CP-OFDM QPSK	1@1	21.69	15.19	0.0330
7	15	25	535500	2557.5	CP-OFDM QPSK	1@131	21.71	15.21	0.0332
7	15	30	527000	2557.5	DFT-s-OFDM PI/2 BPSK	80@40	22.75	16.25	0.0422
7	15	30	527000	2515	DFT-s-OFDM PI/2 BPSK	1@1	22.66	16.16	0.0413
7	15	30	527000	2515	DFT-s-OFDM PI/2 BPSK	1@158	22.78	16.28	0.0425
7	15	30	527000	2515	DFT-s-OFDM QPSK	80@40	22.98	16.48	0.0445
7	15	30	527000	2515	DFT-s-OFDM QPSK	1@1	23.05	16.55	0.0452
7	15	30	527000	2515	DFT-s-OFDM QPSK	1@158	22.92	16.42	0.0439
7	15	30	527000	2515	DFT-s-OFDM 16 QAM	80@40	21.99	15.49	0.0354
7	15	30	527000	2515	DFT-s-OFDM 16 QAM	1@1	22.05	15.55	0.0359
7	15	30	527000	2515	DFT-s-OFDM 16 QAM	1@158	21.89	15.39	0.0346
7	15	30	527000	2515	DFT-s-OFDM 64 QAM	80@40	20.52	14.02	0.0252
7	15	30	527000	2515	DFT-s-OFDM 64 QAM	1@1	20.72	14.22	0.0264
7	15	30	527000	2515	DFT-s-OFDM 64 QAM	1@158	20.49	13.99	0.0251
7	15	30	527000	2515	DFT-s-OFDM 256 QAM	80@40	18.42	11.92	0.0156
7	15	30	527000	2515	DFT-s-OFDM 256 QAM	1@1	18.03	11.53	0.0142
7	15	30	527000	2515	DFT-s-OFDM 256 QAM	1@158	17.89	11.39	0.0138
7	15	30	527000	2515	CP-OFDM QPSK	80@40	21.5	15	0.0316
7	15	30	527000	2515	CP-OFDM QPSK	1@1	21.71	15.21	0.0332
7	15	30	527000	2515	CP-OFDM QPSK	1@158	21.57	15.07	0.0321

7	15	30	531000	2535	DFT-s-OFDM PI/2 BPSK	80@40	22.94	16.44	0.0441
7	15	30	531000	2535	DFT-s-OFDM PI/2 BPSK	1@1	22.76	16.26	0.0423
7	15	30	531000	2535	DFT-s-OFDM PI/2 BPSK	1@158	22.96	16.46	0.0443
7	15	30	531000	2535	DFT-s-OFDM QPSK	80@40	22.87	16.37	0.0434
7	15	30	531000	2535	DFT-s-OFDM QPSK	1@1	22.81	16.31	0.0428
7	15	30	531000	2535	DFT-s-OFDM QPSK	1@158	22.84	16.34	0.0431
7	15	30	531000	2535	DFT-s-OFDM 16 QAM	80@40	21.85	15.35	0.0343
7	15	30	531000	2535	DFT-s-OFDM 16 QAM	1@1	22.11	15.61	0.0364
7	15	30	531000	2535	DFT-s-OFDM 16 QAM	1@158	22.1	15.6	0.0363
7	15	30	531000	2535	DFT-s-OFDM 64 QAM	80@40	20.43	13.93	0.0247
7	15	30	531000	2535	DFT-s-OFDM 64 QAM	1@1	20.65	14.15	0.0260
7	15	30	531000	2535	DFT-s-OFDM 64 QAM	1@158	20.72	14.22	0.0264
7	15	30	531000	2535	DFT-s-OFDM 256 QAM	80@40	17.96	11.46	0.0140
7	15	30	531000	2535	DFT-s-OFDM 256 QAM	1@1	17.86	11.36	0.0137
7	15	30	531000	2535	DFT-s-OFDM 256 QAM	1@158	17.92	11.42	0.0139
7	15	30	531000	2535	CP-OFDM QPSK	80@40	21.42	14.92	0.0310
7	15	30	531000	2535	CP-OFDM QPSK	1@1	21.54	15.04	0.0319
7	15	30	531000	2535	CP-OFDM QPSK	1@158	21.51	15.01	0.0317
7	15	30	535000	2555	DFT-s-OFDM PI/2 BPSK	80@40	23.02	16.52	0.0449
7	15	30	535000	2555	DFT-s-OFDM PI/2 BPSK	1@1	22.76	16.26	0.0423
7	15	30	535000	2555	DFT-s-OFDM PI/2 BPSK	1@158	22.91	16.41	0.0438
7	15	30	535000	2555	DFT-s-OFDM QPSK	80@40	22.93	16.43	0.0440
7	15	30	535000	2555	DFT-s-OFDM QPSK	1@1	22.76	16.26	0.0423
7	15	30	535000	2555	DFT-s-OFDM QPSK	1@158	22.78	16.28	0.0425

7	15	30	535000	2555	DFT-s-OFDM 16 QAM	80@40	22.13	15.63	0.0366
7	15	30	535000	2555	DFT-s-OFDM 16 QAM	1@1	22.07	15.57	0.0361
7	15	30	535000	2555	DFT-s-OFDM 16 QAM	1@158	22.23	15.73	0.0374
7	15	30	535000	2555	DFT-s-OFDM 64 QAM	80@40	20.68	14.18	0.0262
7	15	30	535000	2555	DFT-s-OFDM 64 QAM	1@1	20.64	14.14	0.0259
7	15	30	535000	2555	DFT-s-OFDM 64 QAM	1@158	20.83	14.33	0.0271
7	15	30	535000	2555	DFT-s-OFDM 256 QAM	80@40	17.86	11.36	0.0137
7	15	30	535000	2555	DFT-s-OFDM 256 QAM	1@1	17.69	11.19	0.0132
7	15	30	535000	2555	DFT-s-OFDM 256 QAM	1@158	18.16	11.66	0.0147
7	15	30	535000	2555	CP-OFDM QPSK	80@40	21.67	15.17	0.0329
7	15	30	535000	2555	CP-OFDM QPSK	1@1	21.6	15.1	0.0324
7	15	30	535000	2555	CP-OFDM QPSK	1@158	21.66	15.16	0.0328
7	15	40	528000	2555	DFT-s-OFDM PI/2 BPSK	108@54	22.63	16.13	0.0410
7	15	40	528000	2520	DFT-s-OFDM PI/2 BPSK	1@1	22.86	16.36	0.0433
7	15	40	528000	2520	DFT-s-OFDM PI/2 BPSK	1@214	22.89	16.39	0.0436
7	15	40	528000	2520	DFT-s-OFDM QPSK	108@54	23	16.5	0.0447
7	15	40	528000	2520	DFT-s-OFDM QPSK	1@1	22.69	16.19	0.0416
7	15	40	528000	2520	DFT-s-OFDM QPSK	1@214	22.66	16.16	0.0413
7	15	40	528000	2520	DFT-s-OFDM 16 QAM	108@54	22.02	15.52	0.0356
7	15	40	528000	2520	DFT-s-OFDM 16 QAM	1@1	22.17	15.67	0.0369
7	15	40	528000	2520	DFT-s-OFDM 16 QAM	1@214	21.93	15.43	0.0349
7	15	40	528000	2520	DFT-s-OFDM 64 QAM	108@54	20.5	14	0.0251
7	15	40	528000	2520	DFT-s-OFDM 64 QAM	1@1	20.89	14.39	0.0275
7	15	40	528000	2520	DFT-s-OFDM 64 QAM	1@214	20.58	14.08	0.0256

7	15	40	528000	2520	DFT-s-OFDM 256 QAM	108@54	18.37	11.87	0.0154
7	15	40	528000	2520	DFT-s-OFDM 256 QAM	1@1	18.03	11.53	0.0142
7	15	40	528000	2520	DFT-s-OFDM 256 QAM	1@214	17.89	11.39	0.0138
7	15	40	528000	2520	CP-OFDM QPSK	108@54	21.53	15.03	0.0318
7	15	40	528000	2520	CP-OFDM QPSK	1@1	21.61	15.11	0.0324
7	15	40	528000	2520	CP-OFDM QPSK	1@214	21.72	15.22	0.0333
7	15	40	531000	2535	DFT-s-OFDM PI/2 BPSK	108@54	22.66	16.16	0.0413
7	15	40	531000	2535	DFT-s-OFDM PI/2 BPSK	1@1	22.69	16.19	0.0416
7	15	40	531000	2535	DFT-s-OFDM PI/2 BPSK	1@214	22.78	16.28	0.0425
7	15	40	531000	2535	DFT-s-OFDM QPSK	108@54	22.97	16.47	0.0444
7	15	40	531000	2535	DFT-s-OFDM QPSK	1@1	22.78	16.28	0.0425
7	15	40	531000	2535	DFT-s-OFDM QPSK	1@214	22.69	16.19	0.0416
7	15	40	531000	2535	DFT-s-OFDM 16 QAM	108@54	21.94	15.44	0.0350
7	15	40	531000	2535	DFT-s-OFDM 16 QAM	1@1	22.03	15.53	0.0357
7	15	40	531000	2535	DFT-s-OFDM 16 QAM	1@214	22.08	15.58	0.0361
7	15	40	531000	2535	DFT-s-OFDM 64 QAM	108@54	20.44	13.94	0.0248
7	15	40	531000	2535	DFT-s-OFDM 64 QAM	1@1	20.57	14.07	0.0255
7	15	40	531000	2535	DFT-s-OFDM 64 QAM	1@214	20.72	14.22	0.0264
7	15	40	531000	2535	DFT-s-OFDM 256 QAM	108@54	17.78	11.28	0.0134
7	15	40	531000	2535	DFT-s-OFDM 256 QAM	1@1	17.97	11.47	0.0140
7	15	40	531000	2535	DFT-s-OFDM 256 QAM	1@214	18.05	11.55	0.0143
7	15	40	531000	2535	CP-OFDM QPSK	108@54	21.4	14.9	0.0309
7	15	40	531000	2535	CP-OFDM QPSK	1@1	21.48	14.98	0.0315
7	15	40	531000	2535	CP-OFDM QPSK	1@214	21.54	15.04	0.0319
7	15	40	534000	2535	DFT-s-OFDM PI/2 BPSK	108@54	22.9	16.4	0.0437

7	15	40	534000	2550	DFT-s-OFDM PI/2 BPSK	1@1	22.96	16.46	0.0443
7	15	40	534000	2550	DFT-s-OFDM PI/2 BPSK	1@214	22.88	16.38	0.0435
7	15	40	534000	2550	DFT-s-OFDM QPSK	108@54	22.96	16.46	0.0443
7	15	40	534000	2550	DFT-s-OFDM QPSK	1@1	22.78	16.28	0.0425
7	15	40	534000	2550	DFT-s-OFDM QPSK	1@214	22.99	16.49	0.0446
7	15	40	534000	2550	DFT-s-OFDM 16 QAM	108@54	22.13	15.63	0.0366
7	15	40	534000	2550	DFT-s-OFDM 16 QAM	1@1	21.9	15.4	0.0347
7	15	40	534000	2550	DFT-s-OFDM 16 QAM	1@214	22.12	15.62	0.0365
7	15	40	534000	2550	DFT-s-OFDM 64 QAM	108@54	20.6	14.1	0.0257
7	15	40	534000	2550	DFT-s-OFDM 64 QAM	1@1	20.66	14.16	0.0261
7	15	40	534000	2550	DFT-s-OFDM 64 QAM	1@214	20.8	14.3	0.0269
7	15	40	534000	2550	DFT-s-OFDM 256 QAM	108@54	18.46	11.96	0.0157
7	15	40	534000	2550	DFT-s-OFDM 256 QAM	1@1	17.91	11.41	0.0138
7	15	40	534000	2550	DFT-s-OFDM 256 QAM	1@214	18.13	11.63	0.0146
7	15	40	534000	2550	CP-OFDM QPSK	108@54	21.6	15.1	0.0324
7	15	40	534000	2550	CP-OFDM QPSK	1@1	21.48	14.98	0.0315
7	15	40	534000	2550	CP-OFDM QPSK	1@214	21.69	15.19	0.0330
7	15	50	529000	2525	DFT-s-OFDM PI/2 BPSK	135@67	22.59	16.09	0.0406
7	15	50	529000	2525	DFT-s-OFDM PI/2 BPSK	1@1	22.74	16.24	0.0421
7	15	50	529000	2525	DFT-s-OFDM PI/2 BPSK	1@268	22.61	16.11	0.0408
7	15	50	529000	2525	DFT-s-OFDM QPSK	135@67	22.64	16.14	0.0411
7	15	50	529000	2525	DFT-s-OFDM QPSK	1@1	22.81	16.31	0.0428
7	15	50	529000	2525	DFT-s-OFDM QPSK	1@268	22.81	16.31	0.0428
7	15	50	529000	2525	DFT-s-OFDM 16 QAM	135@67	21.66	15.16	0.0328

7	15	50	529000	2525	DFT-s-OFDM 16 QAM	1@1	21.88	15.38	0.0345
7	15	50	529000	2525	DFT-s-OFDM 16 QAM	1@268	21.78	15.28	0.0337
7	15	50	529000	2525	DFT-s-OFDM 64 QAM	135@67	20.18	13.68	0.0233
7	15	50	529000	2525	DFT-s-OFDM 64 QAM	1@1	20.38	13.88	0.0244
7	15	50	529000	2525	DFT-s-OFDM 64 QAM	1@268	20.25	13.75	0.0237
7	15	50	529000	2525	DFT-s-OFDM 256 QAM	135@67	17.93	11.43	0.0139
7	15	50	529000	2525	DFT-s-OFDM 256 QAM	1@1	17.86	11.36	0.0137
7	15	50	529000	2525	DFT-s-OFDM 256 QAM	1@268	17.95	11.45	0.0140
7	15	50	529000	2525	CP-OFDM QPSK	135@67	21.13	14.63	0.0290
7	15	50	529000	2525	CP-OFDM QPSK	1@1	21.05	14.55	0.0285
7	15	50	529000	2525	CP-OFDM QPSK	1@268	20.82	14.32	0.0270
7	15	50	531000	2535	DFT-s-OFDM PI/2 BPSK	135@67	22.57	16.07	0.0405
7	15	50	531000	2535	DFT-s-OFDM PI/2 BPSK	1@1	22.63	16.13	0.0410
7	15	50	531000	2535	DFT-s-OFDM PI/2 BPSK	1@268	22.73	16.23	0.0420
7	15	50	531000	2535	DFT-s-OFDM QPSK	135@67	22.62	16.12	0.0409
7	15	50	531000	2535	DFT-s-OFDM QPSK	1@1	22.8	16.3	0.0427
7	15	50	531000	2535	DFT-s-OFDM QPSK	1@268	22.82	16.32	0.0429
7	15	50	531000	2535	DFT-s-OFDM 16 QAM	135@67	21.64	15.14	0.0327
7	15	50	531000	2535	DFT-s-OFDM 16 QAM	1@1	21.83	15.33	0.0341
7	15	50	531000	2535	DFT-s-OFDM 16 QAM	1@268	21.76	15.26	0.0336
7	15	50	531000	2535	DFT-s-OFDM 64 QAM	135@67	20.12	13.62	0.0230
7	15	50	531000	2535	DFT-s-OFDM 64 QAM	1@1	20.42	13.92	0.0247
7	15	50	531000	2535	DFT-s-OFDM 64 QAM	1@268	20.36	13.86	0.0243
7	15	50	531000	2535	DFT-s-OFDM 256 QAM	135@67	17.96	11.46	0.0140

7	15	50	531000	2535	DFT-s-OFDM 256 QAM	1@1	17.85	11.35	0.0136
7	15	50	531000	2535	DFT-s-OFDM 256 QAM	1@268	18	11.5	0.0141
7	15	50	531000	2535	CP-OFDM QPSK	135@67	21.11	14.61	0.0289
7	15	50	531000	2535	CP-OFDM QPSK	1@1	20.89	14.39	0.0275
7	15	50	531000	2535	CP-OFDM QPSK	1@268	21	14.5	0.0282
7	15	50	533000	2545	DFT-s-OFDM PI/2 BPSK	135@67	22.58	16.08	0.0406
7	15	50	533000	2545	DFT-s-OFDM PI/2 BPSK	1@1	22.56	16.06	0.0404
7	15	50	533000	2545	DFT-s-OFDM PI/2 BPSK	1@268	22.54	16.04	0.0402
7	15	50	533000	2545	DFT-s-OFDM QPSK	135@67	22.64	16.14	0.0411
7	15	50	533000	2545	DFT-s-OFDM QPSK	1@1	22.58	16.08	0.0406
7	15	50	533000	2545	DFT-s-OFDM QPSK	1@268	22.82	16.32	0.0429
7	15	50	533000	2545	DFT-s-OFDM 16 QAM	135@67	21.72	15.22	0.0333
7	15	50	533000	2545	DFT-s-OFDM 16 QAM	1@1	21.75	15.25	0.0335
7	15	50	533000	2545	DFT-s-OFDM 16 QAM	1@268	21.85	15.35	0.0343
7	15	50	533000	2545	DFT-s-OFDM 64 QAM	135@67	20.22	13.72	0.0236
7	15	50	533000	2545	DFT-s-OFDM 64 QAM	1@1	20.22	13.72	0.0236
7	15	50	533000	2545	DFT-s-OFDM 64 QAM	1@268	20.3	13.8	0.0240
7	15	50	533000	2545	DFT-s-OFDM 256 QAM	135@67	18.12	11.62	0.0145
7	15	50	533000	2545	DFT-s-OFDM 256 QAM	1@1	17.83	11.33	0.0136
7	15	50	533000	2545	DFT-s-OFDM 256 QAM	1@268	18.05	11.55	0.0143
7	15	50	533000	2545	CP-OFDM QPSK	135@67	21.13	14.63	0.0290
7	15	50	533000	2545	CP-OFDM QPSK	1@1	20.93	14.43	0.0277
7	15	50	533000	2545	CP-OFDM QPSK	1@268	21.04	14.54	0.0284

Frequency Stability

NR Band	SCS (kHz)	Bandwidth (MHz)	Arfcn	Freq (MHz)	Modulation	RB	Deviation (ppm)	Verdict	Environment
7	15	20	531000	2535.0	DFT-s-OFDM QPSK	100@0	-0.00178	PASS	NV
7	15	20	531000	2535.0	DFT-s-OFDM QPSK	100@0	-0.00921	PASS	LV
7	15	20	531000	2535.0	DFT-s-OFDM QPSK	100@0	-0.00385	PASS	HV
7	15	20	531000	2535.0	DFT-s-OFDM QPSK	100@0	-0.00142	PASS	-30°C
7	15	20	531000	2535.0	DFT-s-OFDM QPSK	100@0	-0.00358	PASS	-20°C
7	15	20	531000	2535.0	DFT-s-OFDM QPSK	100@0	-0.00354	PASS	-10°C
7	15	20	531000	2535.0	DFT-s-OFDM QPSK	100@0	-0.00311	PASS	0°C
7	15	20	531000	2535.0	DFT-s-OFDM QPSK	100@0	-0.00157	PASS	10°C
7	15	20	531000	2535.0	DFT-s-OFDM QPSK	100@0	-0.00344	PASS	20°C
7	15	20	531000	2535.0	DFT-s-OFDM QPSK	100@0	-0.00511	PASS	30°C
7	15	20	531000	2535.0	DFT-s-OFDM QPSK	100@0	-0.00254	PASS	40°C
7	15	20	531000	2535.0	DFT-s-OFDM QPSK	100@0	-0.00574	PASS	50°C

Peak to Average Ratio

NR Band	SCS (kHz)	Bandwidth (MHz)	Arfcn	Freq (MHz)	Modulation	RB	Result (dB)	Limit (dB)	Verdict
7	15	20	526000	2510.0	DFT-s-OFDM PI/2 BPSK	100@0	3.82	13	PASS
7	15	20	526000	2510.0	DFT-s-OFDM PI/2 BPSK	1@0	3.46	13	PASS
7	15	20	526000	2510.0	DFT-s-OFDM QPSK	100@0	5.02	13	PASS
7	15	20	526000	2510.0	DFT-s-OFDM QPSK	1@0	5.15	13	PASS
7	15	20	531000	2535.0	DFT-s-OFDM PI/2 BPSK	100@0	3.91	13	PASS
7	15	20	531000	2535.0	DFT-s-OFDM PI/2 BPSK	1@0	3.64	13	PASS
7	15	20	531000	2535.0	DFT-s-OFDM QPSK	100@0	5.5	13	PASS
7	15	20	531000	2535.0	DFT-s-OFDM QPSK	1@0	5.42	13	PASS
7	15	20	536000	2560.0	DFT-s-OFDM PI/2 BPSK	100@0	3.95	13	PASS
7	15	20	536000	2560.0	DFT-s-OFDM PI/2 BPSK	1@0	3.55	13	PASS
7	15	20	536000	2560.0	DFT-s-OFDM QPSK	100@0	5.14	13	PASS
7	15	20	536000	2560.0	DFT-s-OFDM QPSK	1@0	5.23	13	PASS

N7(20M)_DFT-s-OFDM_PI_2-BPSK_Outer_Full_Low_CH



N7(20M)_DFT-s-OFDM_PI_2-BPSK_Edge_1RB_Left_Low_CH



N7(20M)_DFT-s-OFDM_QPSK_Outer_Full_Low_CH



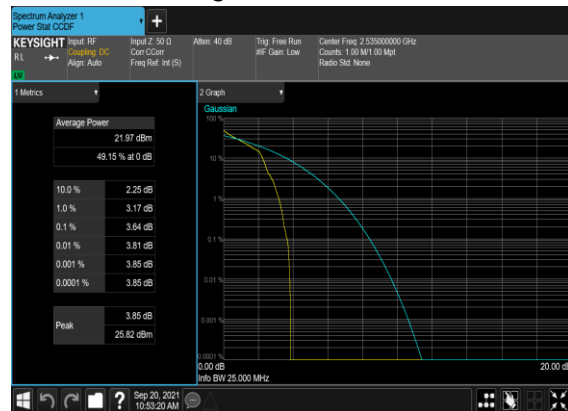
N7(20M)_DFT-s-OFDM_QPSK_Edge_1RB_Left_Low_CH



N7(20M)_DFT-s-OFDM_PI_2-BPSK_Outer_Full_Mid_CH



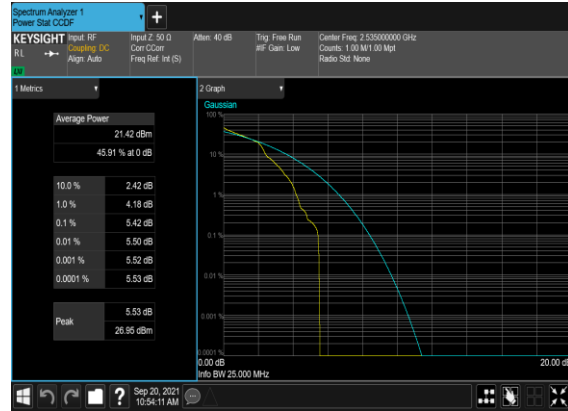
N7(20M)_DFT-s-OFDM_PI_2-BPSK_Edge_1RB_Left_Mid_CH



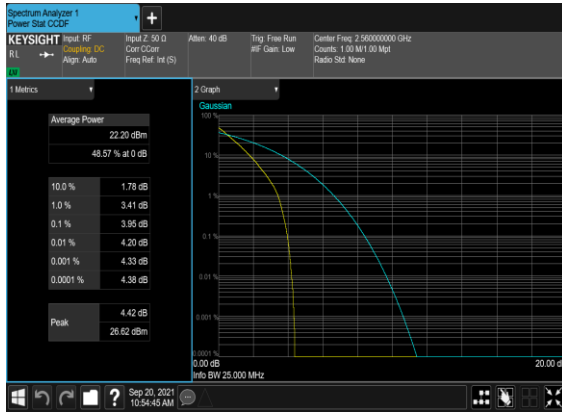
N7(20M)_DFT-s-OFDM_QPSK_Outer_Full_Mid_CH



N7(20M)_DFT-s-OFDM_QPSK_Edge_1RB_Left_Mid_CH



N7(20M)_DFT-s-OFDM_PI_2-BPSK_Outer_Full_High_CH



N7(20M)_DFT-s-OFDM_PI_2-BPSK_Edge_1RB_Left_High_CH



N7(20M)_DFT-s-OFDM_QPSK_Outer_Full_High_CH



N7(20M)_DFT-s-OFDM_QPSK_Edge_1RB_Left_High_CH



Occupied Bandwidth

NR Band	SCS (kHz)	Bandwidth (MHz)	Arfcn	Freq (MHz)	Modulation	RB	OBW (MHz)	26dB OBW (MHz)
7	15	5	531000	2535.0	DFT-s-OFDM PI/2 BPSK	25@0	4.4693	4.866
7	15	5	531000	2535.0	DFT-s-OFDM QPSK	25@0	4.4716	4.854
7	15	5	531000	2535.0	CP-OFDM QPSK	25@0	4.4694	4.943
7	15	5	531000	2535.0	CP-OFDM 16 QAM	25@0	4.4866	4.946
7	15	5	531000	2535.0	CP-OFDM 64 QAM	25@0	4.4811	4.949
7	15	5	531000	2535.0	CP-OFDM 256 QAM	25@0	4.4644	4.904
7	15	10	531000	2535.0	DFT-s-OFDM PI/2 BPSK	50@0	8.9161	9.469
7	15	10	531000	2535.0	DFT-s-OFDM QPSK	50@0	8.9165	9.544
7	15	10	531000	2535.0	CP-OFDM QPSK	52@0	9.2768	9.915
7	15	10	531000	2535.0	CP-OFDM 16 QAM	52@0	9.2711	9.859
7	15	10	531000	2535.0	CP-OFDM 64 QAM	52@0	9.2702	9.872
7	15	10	531000	2535.0	CP-OFDM 256 QAM	52@0	9.2932	9.952
7	15	15	531000	2535.0	DFT-s-OFDM PI/2 BPSK	75@0	13.389	14.09
7	15	15	531000	2535.0	DFT-s-OFDM QPSK	75@0	13.377	14.11
7	15	15	531000	2535.0	CP-OFDM QPSK	79@0	14.097	14.88
7	15	15	531000	2535.0	CP-OFDM 16 QAM	79@0	14.108	14.86
7	15	15	531000	2535.0	CP-OFDM 64 QAM	79@0	14.123	14.83
7	15	15	531000	2535.0	CP-OFDM 256 QAM	79@0	14.073	14.82
7	15	20	531000	2535.0	DFT-s-OFDM PI/2 BPSK	100@0	17.861	18.73
7	15	20	531000	2535.0	DFT-s-OFDM QPSK	100@0	17.854	18.76
7	15	20	531000	2535.0	CP-OFDM QPSK	106@0	18.924	20.14
7	15	20	531000	2535.0	CP-OFDM 16 QAM	106@0	18.948	19.78
7	15	20	531000	2535.0	CP-OFDM 64 QAM	106@0	18.949	19.8
7	15	20	531000	2535.0	CP-OFDM 256 QAM	106@0	18.984	19.81

7	15	25	531000	2535.0	DFT-s-OFDM PI/2 BPSK	128@0	22.86	23.78
7	15	25	531000	2535.0	DFT-s-OFDM QPSK	128@0	22.905	23.74
7	15	25	531000	2535.0	CP-OFDM QPSK	133@0	23.723	24.72
7	15	25	531000	2535.0	CP-OFDM 16 QAM	133@0	23.73	24.64
7	15	25	531000	2535.0	CP-OFDM 64 QAM	133@0	23.737	24.64
7	15	25	531000	2535.0	CP-OFDM 256 QAM	133@0	23.757	24.66
7	15	30	531000	2535.0	DFT-s-OFDM PI/2 BPSK	160@0	28.567	29.57
7	15	30	531000	2535.0	DFT-s-OFDM QPSK	160@0	28.564	29.64
7	15	30	531000	2535.0	CP-OFDM QPSK	160@0	28.522	29.57
7	15	30	531000	2535.0	CP-OFDM 16 QAM	160@0	28.615	29.6
7	15	30	531000	2535.0	CP-OFDM 64 QAM	160@0	28.514	29.68
7	15	30	531000	2535.0	CP-OFDM 256 QAM	160@0	28.583	29.71
7	15	40	531000	2535.0	DFT-s-OFDM PI/2 BPSK	216@0	38.503	39.81
7	15	40	531000	2535.0	DFT-s-OFDM QPSK	216@0	38.574	39.94
7	15	40	531000	2535.0	CP-OFDM QPSK	216@0	38.504	39.82
7	15	40	531000	2535.0	CP-OFDM 16 QAM	216@0	38.467	39.85
7	15	40	531000	2535.0	CP-OFDM 64 QAM	216@0	38.523	39.79
7	15	40	531000	2535.0	CP-OFDM 256 QAM	216@0	38.536	39.93
7	15	50	531000	2535.0	DFT-s-OFDM PI/2 BPSK	270@0	48.221	49.74
7	15	50	531000	2535.0	DFT-s-OFDM QPSK	270@0	48.145	49.83
7	15	50	531000	2535.0	CP-OFDM QPSK	270@0	48.234	49.77
7	15	50	531000	2535.0	CP-OFDM 16 QAM	270@0	48.185	49.84
7	15	50	531000	2535.0	CP-OFDM 64 QAM	270@0	48.236	49.85
7	15	50	531000	2535.0	CP-OFDM 256 QAM	270@0	48.226	49.81