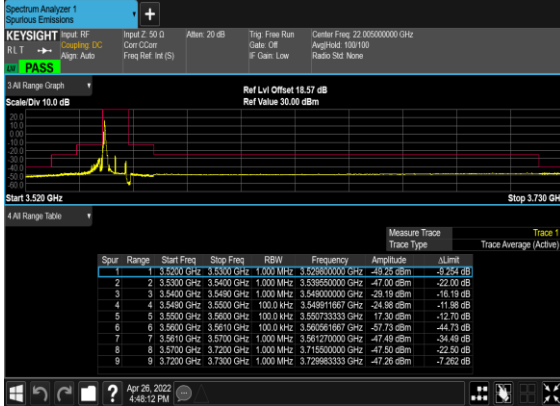
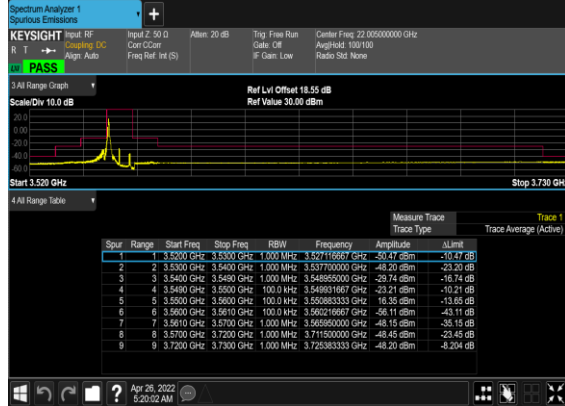


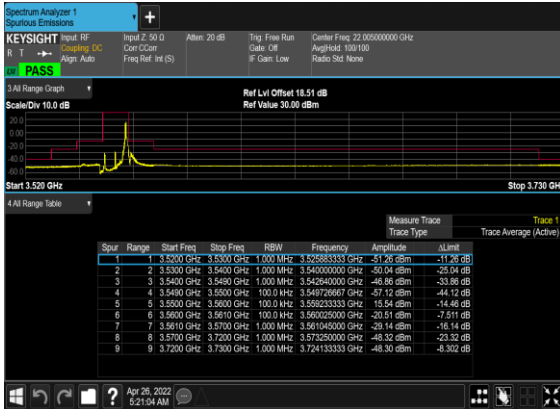
N48(10M)_DFT-s-OFDM_BPSK_Edge_1RB_Left_Low_CH



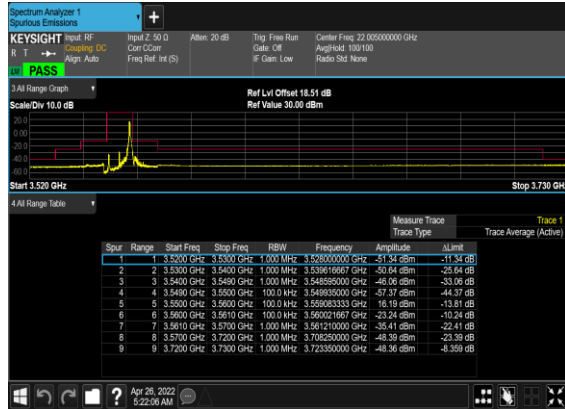
N48(10M)_DFT-s-OFDM_QPSK_Edge_1RB_Left_Low_CH



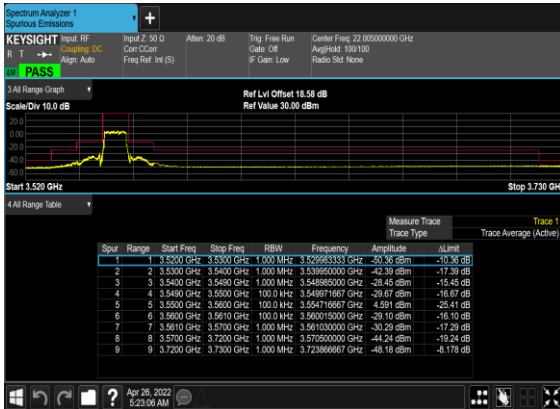
N48(10M)_DFT-s-OFDM_BPSK_Edge_1RB_Right_Low_CH



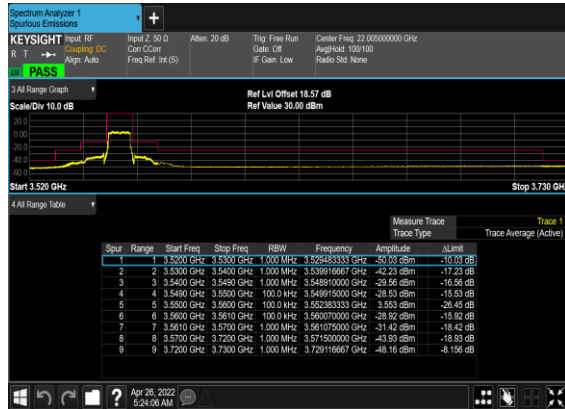
N48(10M)_DFT-s-OFDM_QPSK_Edge_1RB_Right_Low_CH



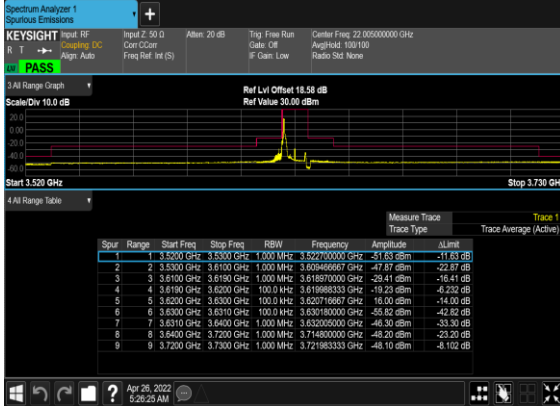
N48(10M)_DFT-s-OFDM_BPSK_Outer_Full_Low_CH



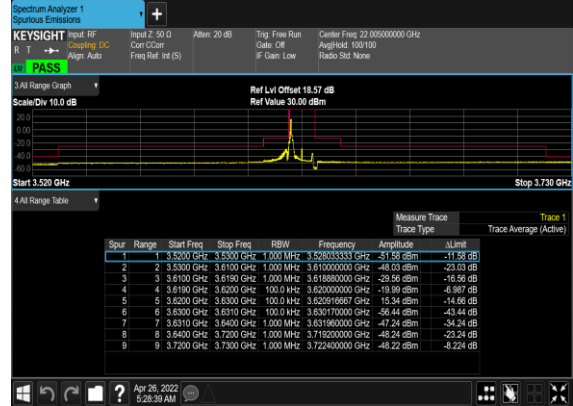
N48(10M)_DFT-s-OFDM_QPSK_Outer_Full_Low_CH



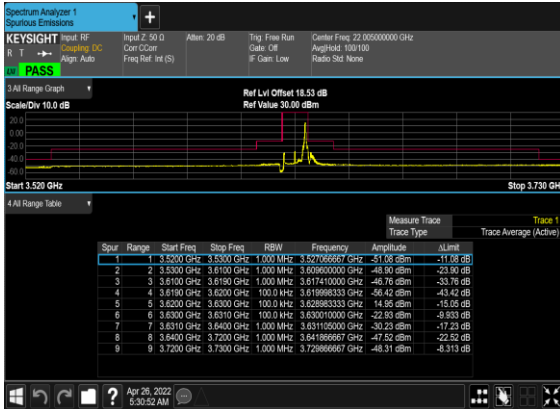
N48(10M)_DFT-s-OFDM_BPSK_Edge_1RB_Left_Mid_CH



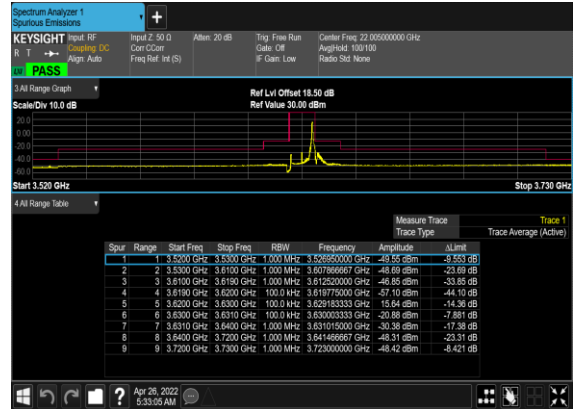
N48(10M)_DFT-s-OFDM_QPSK_Edge_1RB_Left_Mid_CH



N48(10M)_DFT-s-OFDM_BPSK_Edge_1RB_Right_Mid_CH



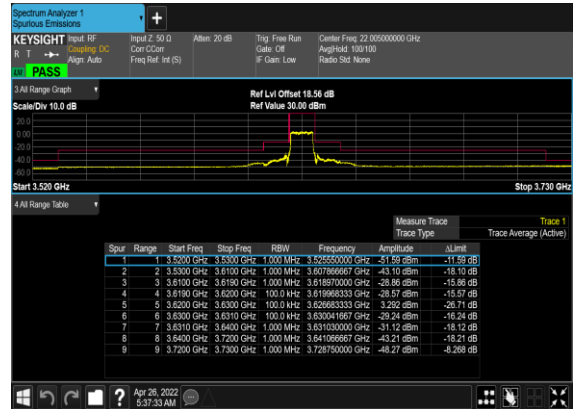
N48(10M)_DFT-s-OFDM_QPSK_Edge_1RB_Right_Mid_CH



N48(10M)_DFT-s-OFDM_BPSK_Outer_Full_Mid_CH



N48(10M)_DFT-s-OFDM_QPSK_Outer_Full_Mid_CH



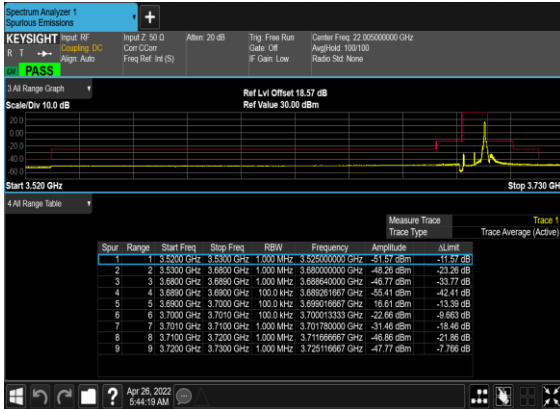
N48(10M)_DFT-s-OFDM_BPSK_Edge_1RB_Left_High_CH



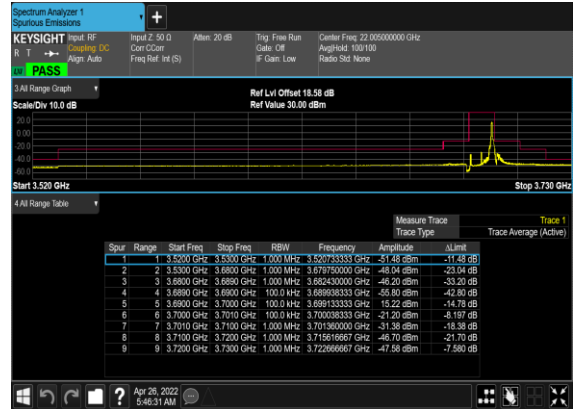
N48(10M)_DFT-s-OFDM_QPSK_Edge_1RB_Left_High_CH



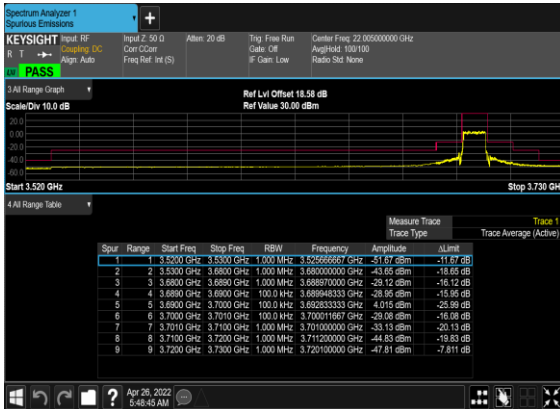
N48(10M)_DFT-s-OFDM_BPSK_Edge_1RB_Right_High_CH



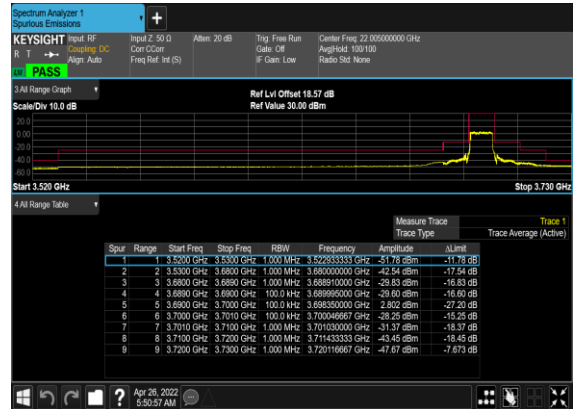
N48(10M)_DFT-s-OFDM_QPSK_Edge_1RB_Right_High_CH



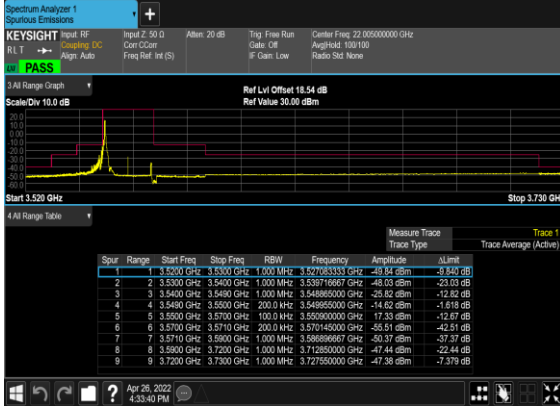
N48(10M)_DFT-s-OFDM_BPSK_Outer_Full_High_CH



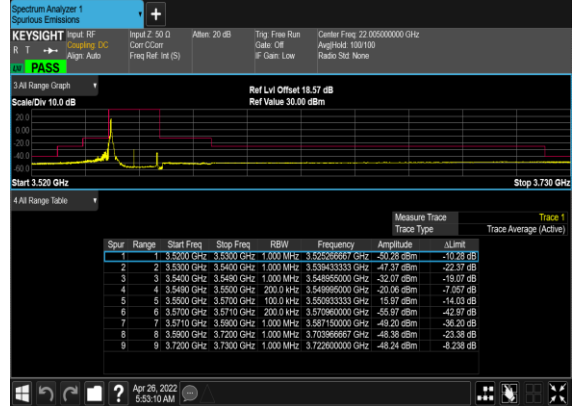
N48(10M)_DFT-s-OFDM_QPSK_Outer_Full_High_CH



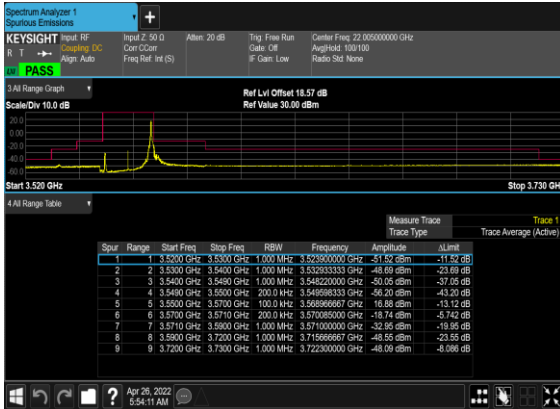
N48(20M)_DFT-s-OFDM_BPSK_Edge_1RB_Left_Low_CH



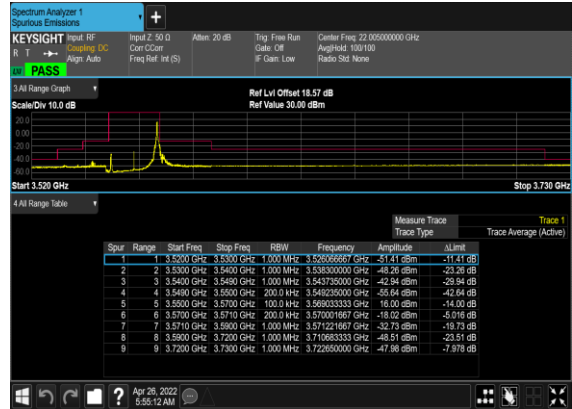
N48(20M)_DFT-s-OFDM_QPSK_Edge_1RB_Left_Low_CH



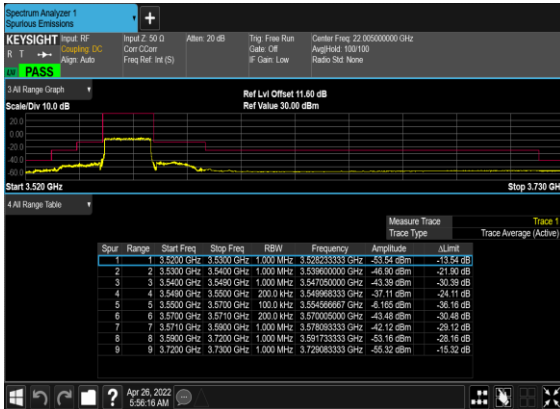
N48(20M)_DFT-s-OFDM_BPSK_Edge_1RB_Right_Low_CH



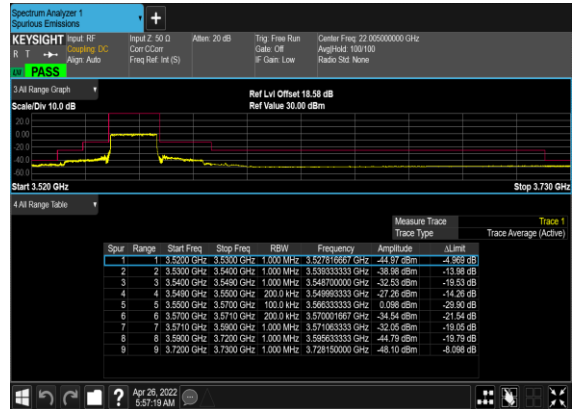
N48(20M)_DFT-s-OFDM_QPSK_Edge_1RB_Right_Low_CH



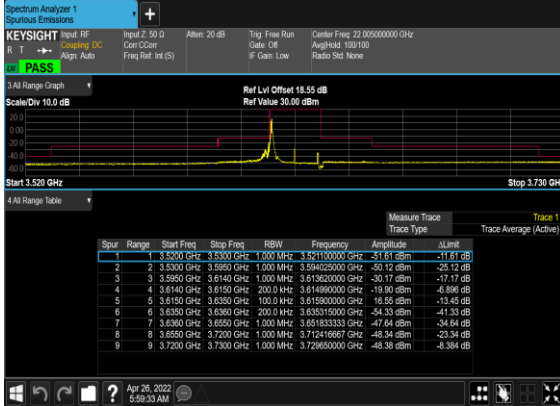
N48(20M)_DFT-s-OFDM_BPSK_Outer_Full_Low_CH



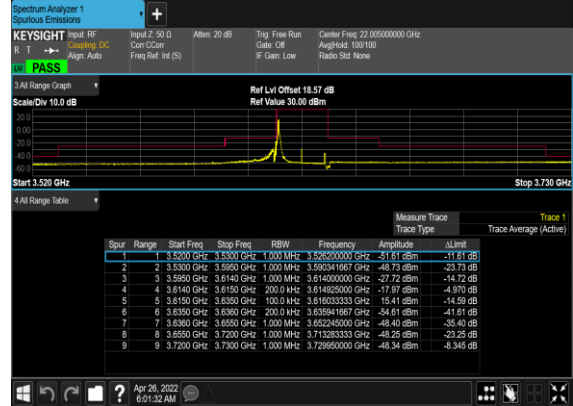
N48(20M)_DFT-s-OFDM_QPSK_Outer_Full_Low_CH



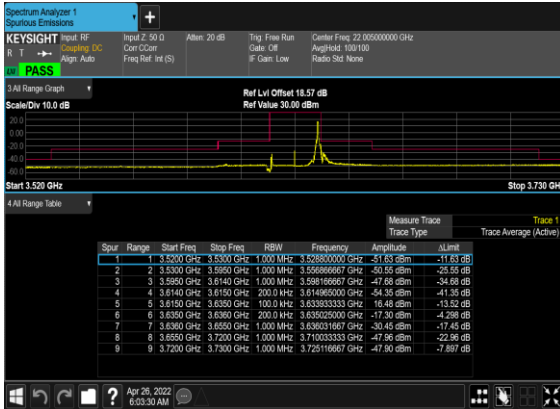
N48(20M)_DFT-s-OFDM_BPSK_Edge_1RB_Left_Mid_CH



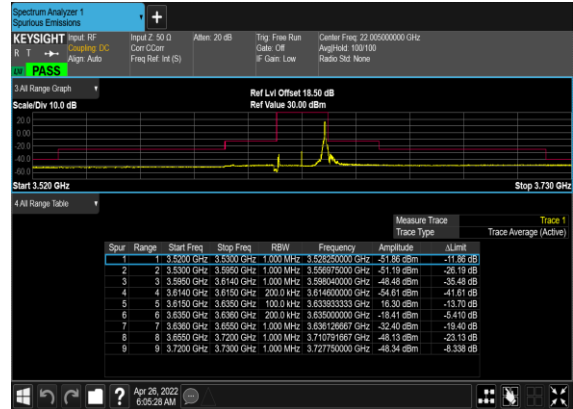
N48(20M)_DFT-s-OFDM_QPSK_Edge_1RB_Left_Mid_CH



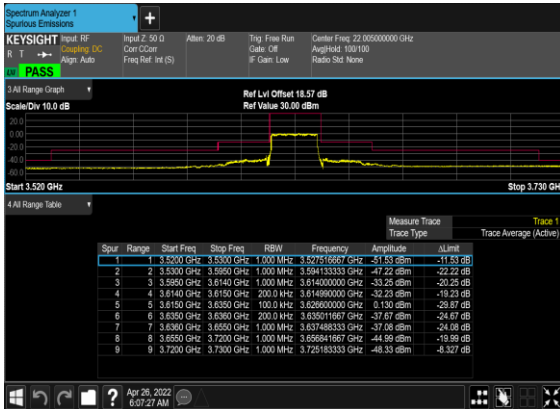
N48(20M)_DFT-s-OFDM_BPSK_Edge_1RB_Right_Mid_CH



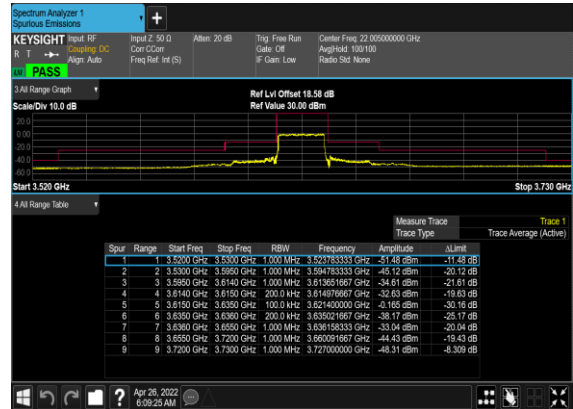
N48(20M)_DFT-s-OFDM_QPSK_Edge_1RB_Right_Mid_CH



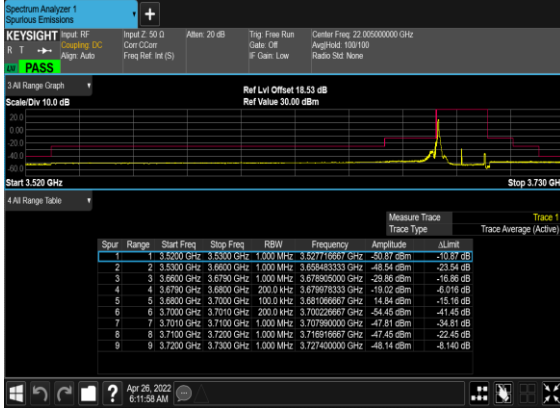
N48(20M)_DFT-s-OFDM_BPSK_Outer_Full_Mid_CH



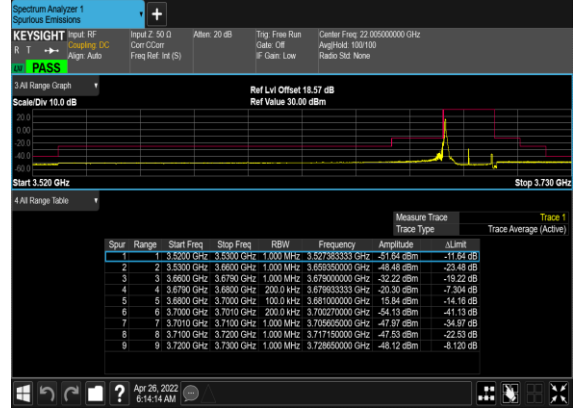
N48(20M)_DFT-s-OFDM_QPSK_Outer_Full_Mid_CH



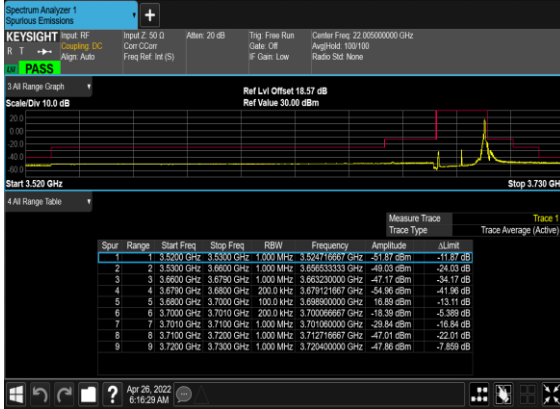
N48(20M)_DFT-s-OFDM_BPSK_Edge_1RB_Left_High_CH



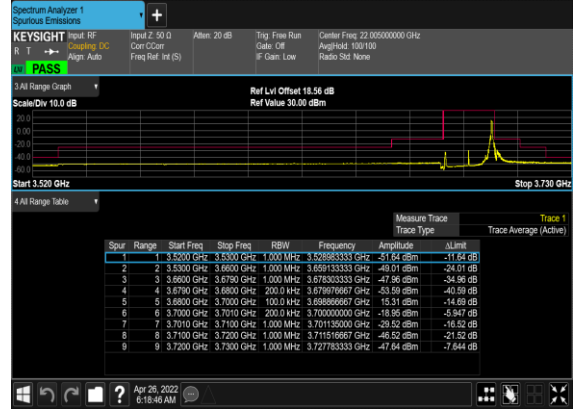
N48(20M)_DFT-s-OFDM_QPSK_Edge_1RB_Left_High_CH



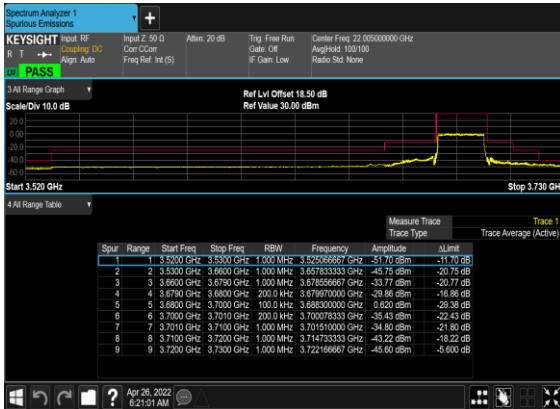
N48(20M)_DFT-s-OFDM_BPSK_Edge_1RB_Right_High_CH



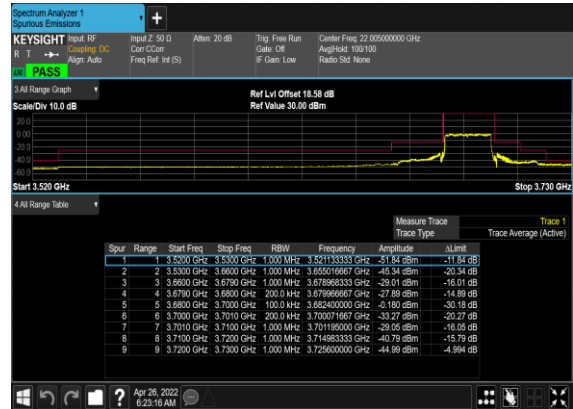
N48(20M)_DFT-s-OFDM_QPSK_Edge_1RB_Right_High_CH



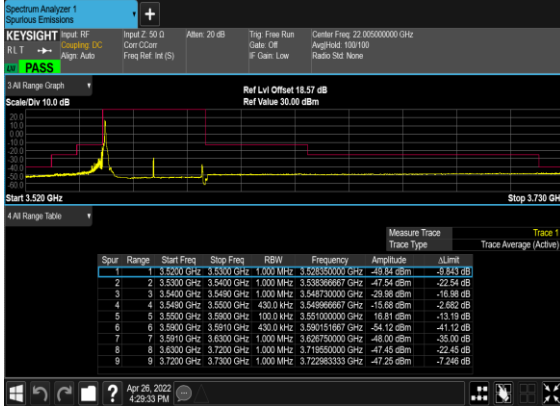
N48(20M)_DFT-s-OFDM_BPSK_Outer_Full_High_CH



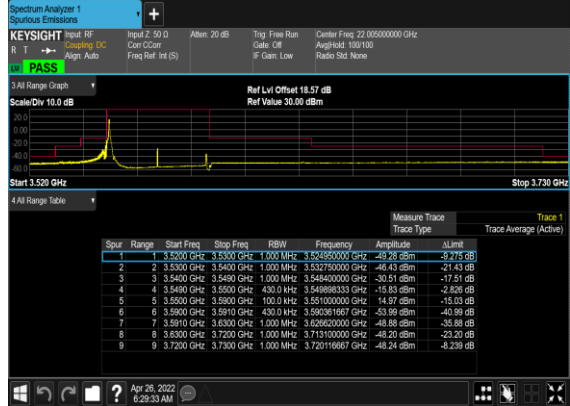
N48(20M)_DFT-s-OFDM_QPSK_Outer_Full_High_CH



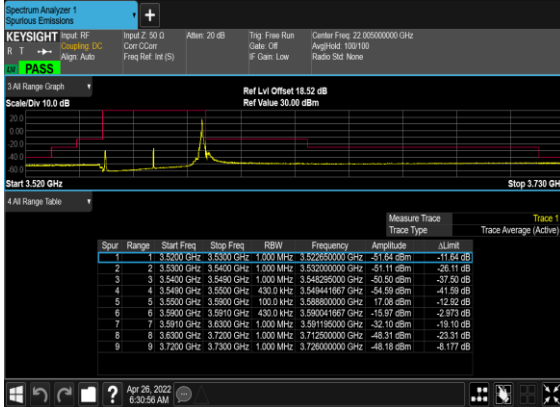
N48(40M)_DFT-s-OFDM_BPSK_Edge_1RB_Left_Low_CH



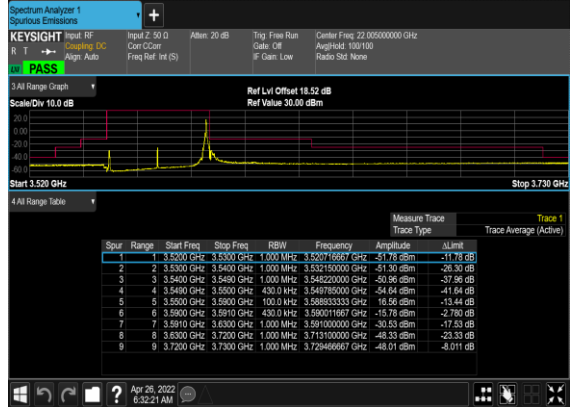
N48(40M)_DFT-s-OFDM_QPSK_Edge_1RB_Left_Low_CH



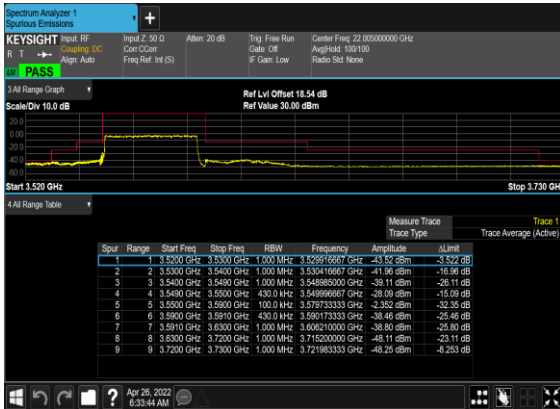
N48(40M)_DFT-s-OFDM_BPSK_Edge_1RB_Right_Low_CH



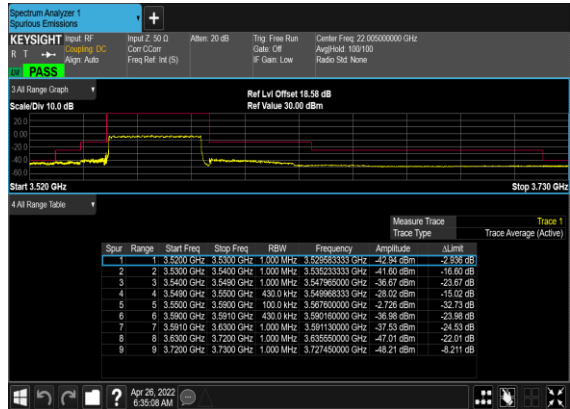
N48(40M)_DFT-s-OFDM_QPSK_Edge_1RB_Right_Low_CH



N48(40M)_DFT-s-OFDM_BPSK_Outer_Full_Low_CH



N48(40M)_DFT-s-OFDM_QPSK_Outer_Full_Low_CH



N48(40M)_DFT-s-OFDM_BPSK_Edge_1RB_Left_Mid_CH



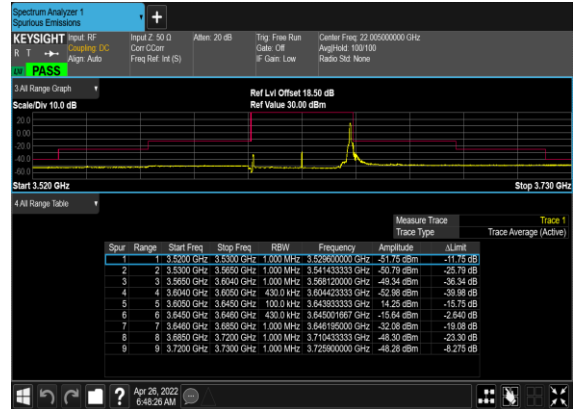
N48(40M)_DFT-s-OFDM_QPSK_Edge_1RB_Left_Mid_CH



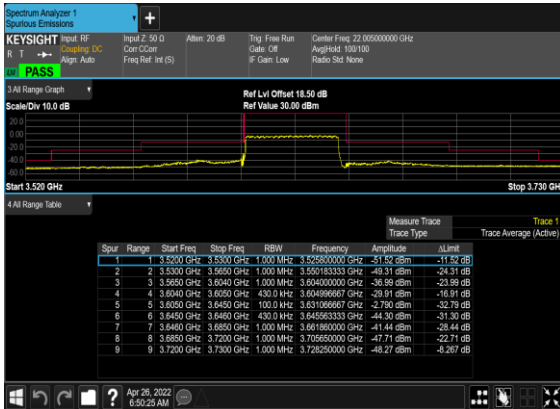
N48(40M)_DFT-s-OFDM_BPSK_Edge_1RB_Right_Mid_CH



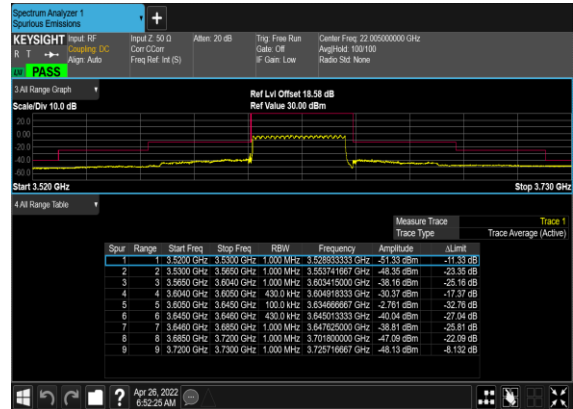
N48(40M)_DFT-s-OFDM_QPSK_Edge_1RB_Right_Mid_CH



N48(40M)_DFT-s-OFDM_BPSK_Outer_Full_Mid_CH



N48(40M)_DFT-s-OFDM_QPSK_Outer_Full_Mid_CH



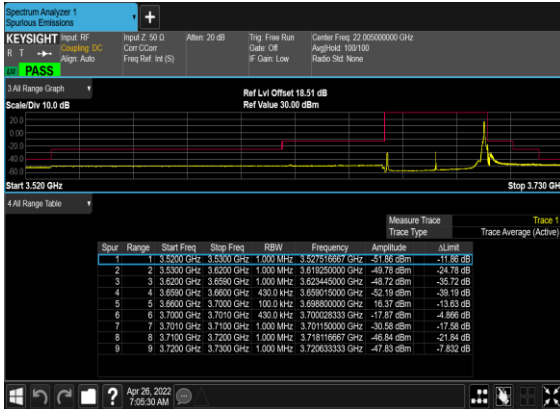
N48(40M)_DFT-s-OFDM_BPSK_Edge_1RB_Left_High_CH



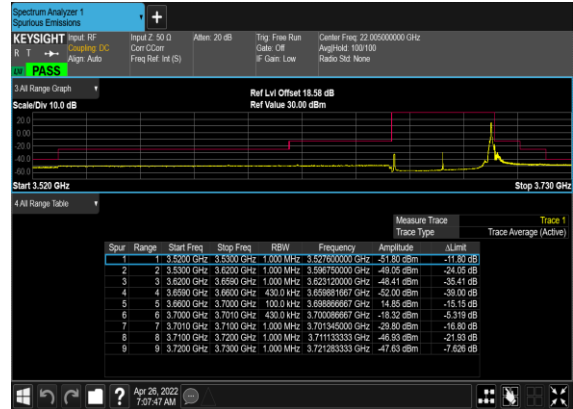
N48(40M)_DFT-s-OFDM_QPSK_Edge_1RB_Left_High_CH



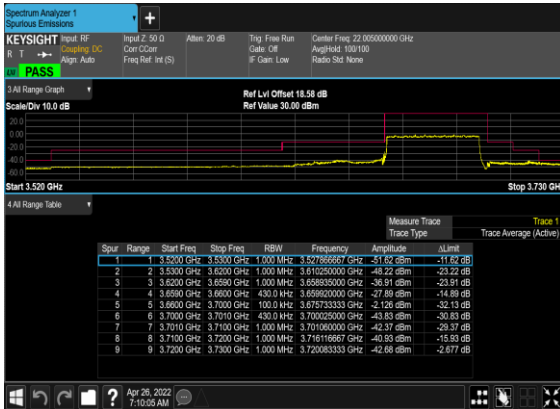
N48(40M)_DFT-s-OFDM_BPSK_Edge_1RB_Right_High_CH



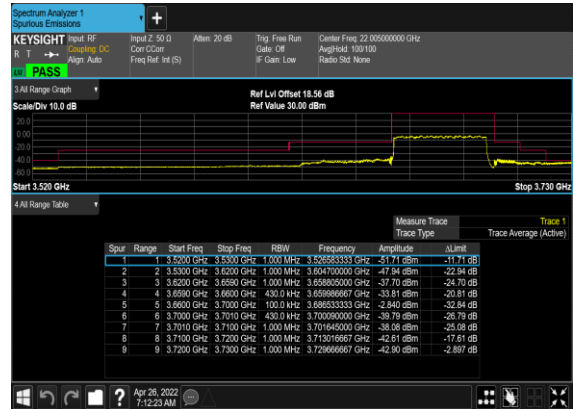
N48(40M)_DFT-s-OFDM_QPSK_Edge_1RB_Right_High_CH



N48(40M)_DFT-s-OFDM_BPSK_Outer_Full_High_CH



N48(40M)_DFT-s-OFDM_QPSK_Outer_Full_High_CH





Appendix B. Test Results of Radiated Test

Radiated Spurious Emission

Test Engineer :	Levi Zhuo	Temperature :	22~23°C
		Relative Humidity :	41~42%

5G NR n48 / 20MHz+20MHz / QPSK (ANT2)								
Channel	Frequency (MHz)	EIRP (dBm)	Limit (dBm)	Over Limit (dB)	S.G. Power (dBm)	TX Cable loss (dB)	TX Antenna Gain (dBi)	Polarization (H/V)
Middle	7212	-60.16	-40	-20.16	-71.62	2.84	14.30	H
	10818	-43.77	-40	-3.77	-53.71	3.49	13.43	H
	14430	-61.09	-40	-21.09	-71.33	3.85	14.09	H
	7212	-60.17	-40	-20.17	-71.63	2.84	14.30	V
	10818	-44.40	-40	-4.40	-54.34	3.49	13.43	V
	14424	-60.90	-40	-20.90	-71.14	3.85	14.09	V

Remark: Spurious emissions within 30-1000MHz were found more than 20dB below limit line.

5G NR n48_UL MIMO/ 20MHz+20MHz / QPSK (ANT2+7)								
Channel	Frequency (MHz)	EIRP (dBm)	Limit (dBm)	Over Limit (dB)	S.G. Power (dBm)	TX Cable loss (dB)	TX Antenna Gain (dBi)	Polarization (H/V)
Middle	7212	-61.03	-40	-21.03	-72.49	2.84	14.30	H
	10824	-53.63	-40	-13.63	-63.57	3.49	13.43	H
	14424	-61.10	-40	-21.10	-71.34	3.85	14.09	H
	7212	-61.74	-40	-21.74	-73.20	2.84	14.30	V
	10824	-54.53	-40	-14.53	-64.47	3.49	13.43	V
	14424	-60.77	-40	-20.77	-71.01	3.85	14.09	V

Remark: Spurious emissions within 30-1000MHz were found more than 20dB below limit line.