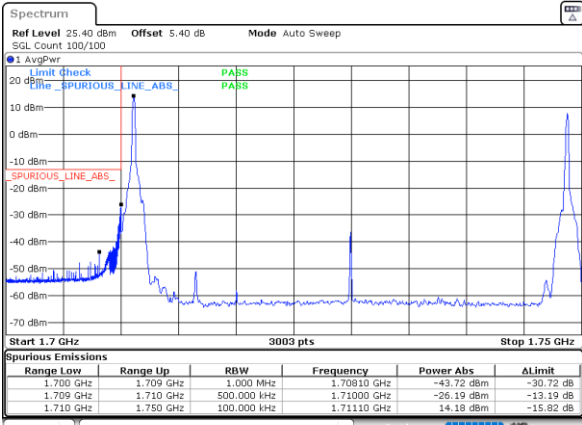




LTE Band 66C / 20MHz+20MHz

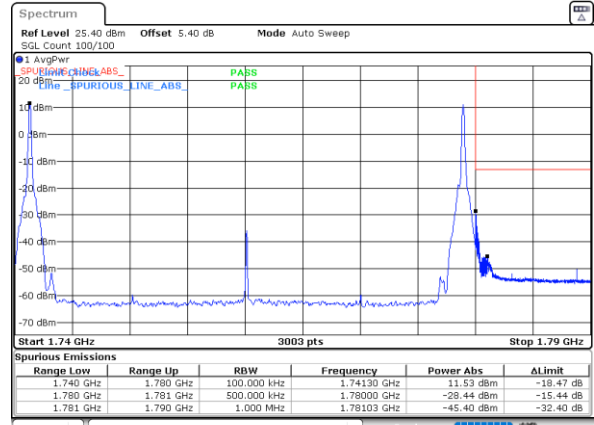
64QAM

Lowest Band Edge / 1RB0 and 1RB9



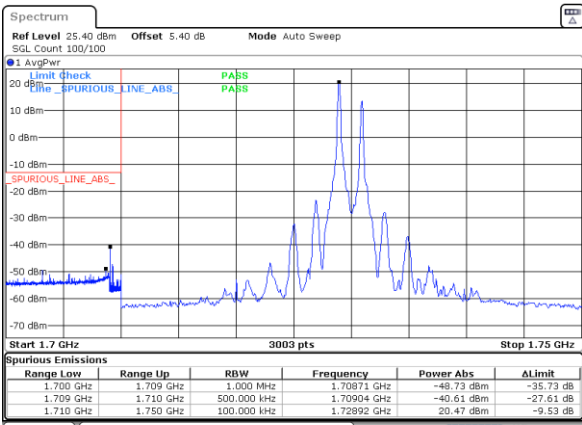
Date: 25.NOV.2021 02:43:16

Highest Band Edge / 1RB0 and 1RB9



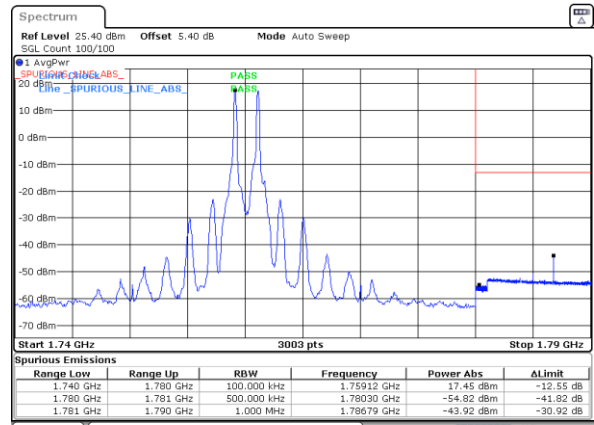
Date: 25.NOV.2021 02:57:58

Lowest Band Edge / 1RB99 and 1RB0



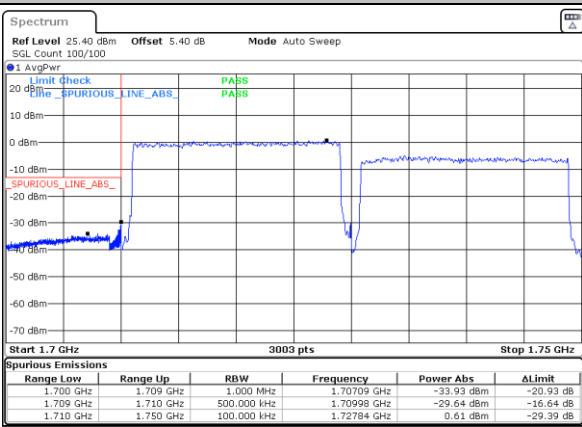
Date: 25.NOV.2021 02:48:49

Highest Band Edge / 1RB99 and 1RB0



Date: 25.NOV.2021 02:59:29

Lowest Band Edge / Full RB



Date: 25.NOV.2021 02:39:45

Highest Band Edge / Full RB



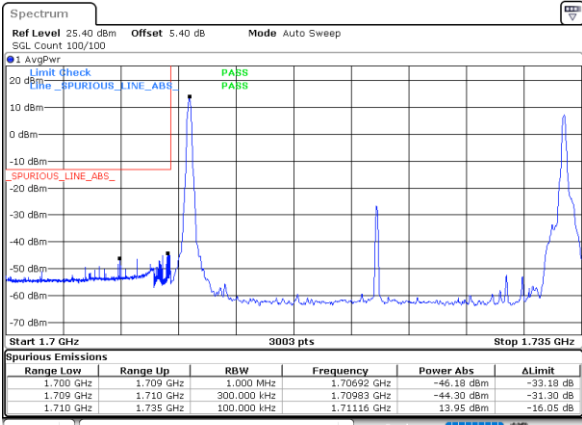
Date: 25.NOV.2021 02:50:26



LTE Band 66C / 5MHz+20MHz

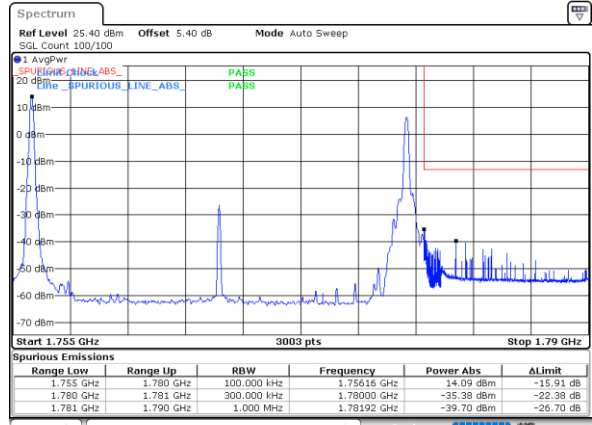
256QAM

Lowest Band Edge / 1RB0 and 1RB9



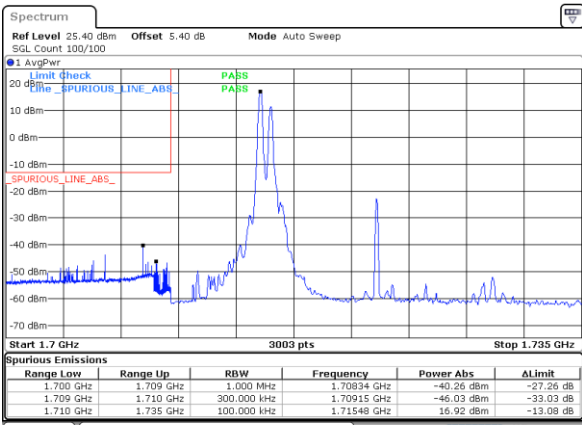
Date: 27.NOV.2021 21:00:59

Highest Band Edge / 1RB0 and 1RB9



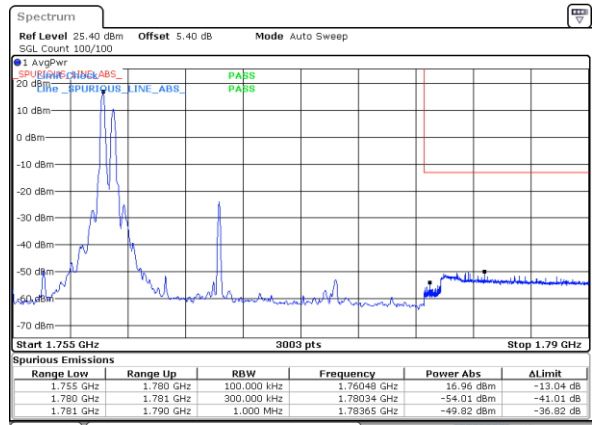
Date: 27.NOV.2021 21:28:55

Lowest Band Edge / 1RB99 and 1RB0



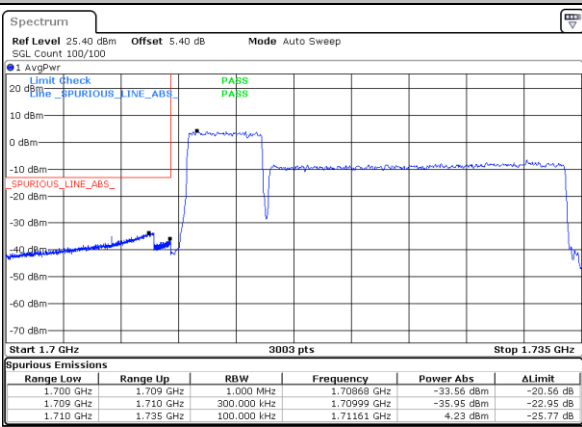
Date: 27.NOV.2021 21:01:50

Highest Band Edge / 1RB99 and 1RB0



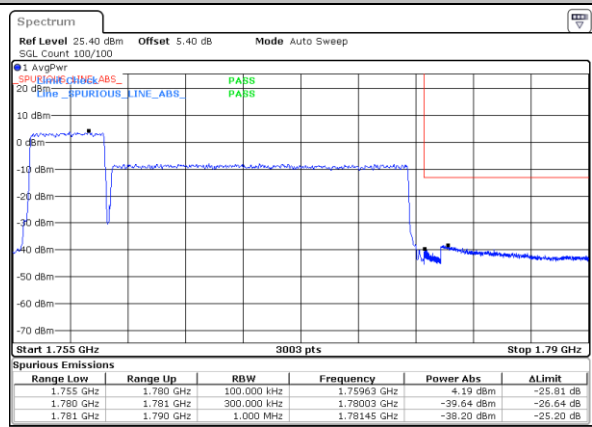
Date: 27.NOV.2021 21:27:37

Lowest Band Edge / Full RB



Date: 27.NOV.2021 21:00:20

Highest Band Edge / Full RB



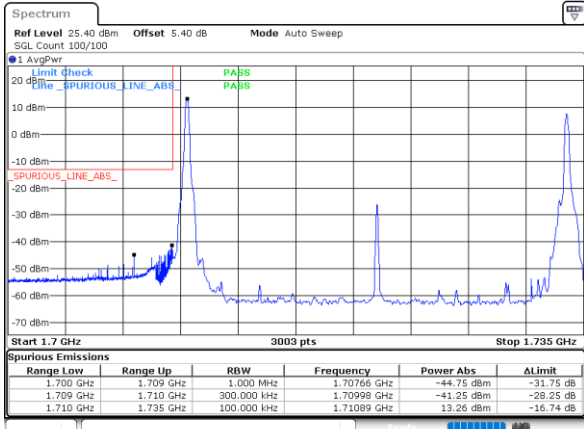
Date: 28.NOV.2021 11:09:30



LTE Band 66C / 10MHz+15MHz

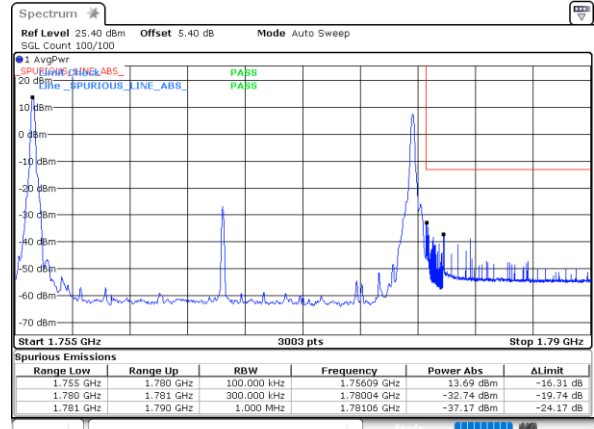
256QAM

Lowest Band Edge / 1RB0 and 1RB74



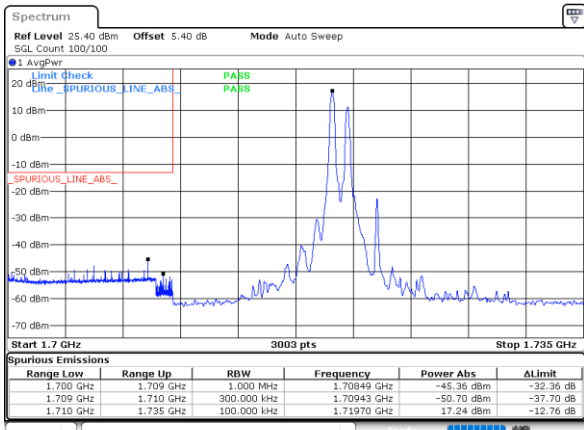
Date: 27.NOV.2021 17:53:45

Highest Band Edge / 1RB0 and 1RB74



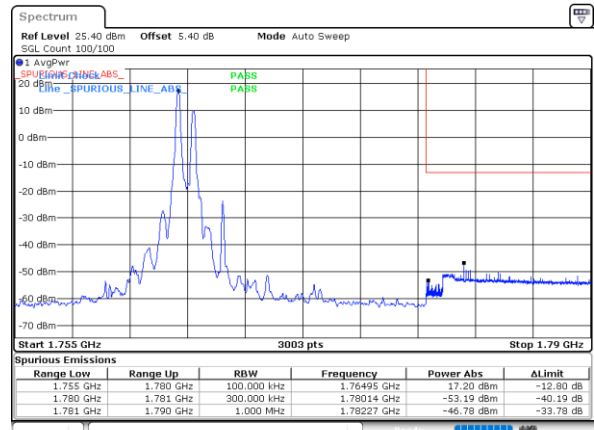
Date: 27.NOV.2021 17:56:09

Lowest Band Edge / 1RB99 and 1RB0



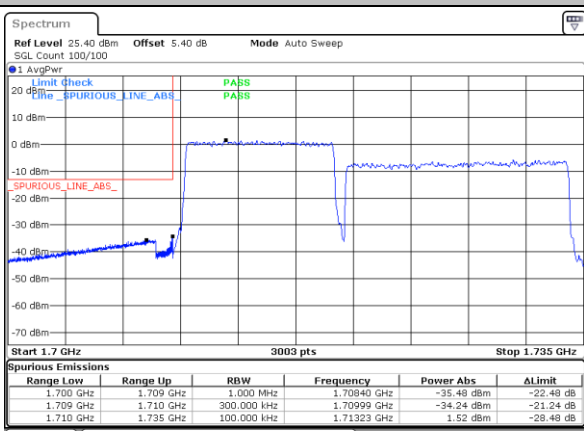
Date: 27.NOV.2021 17:54:13

Highest Band Edge / 1RB99 and 1RB0



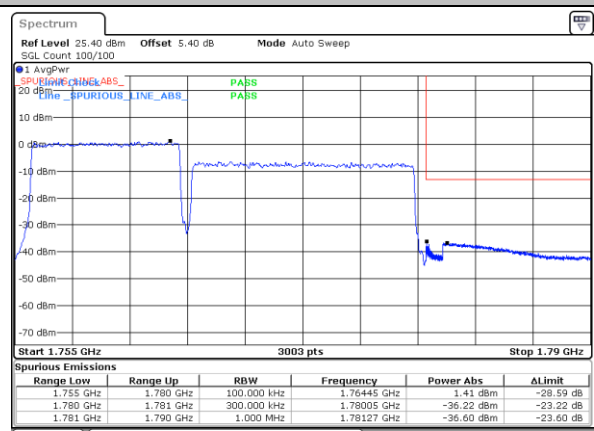
Date: 27.NOV.2021 17:55:38

Lowest Band Edge / Full RB



Date: 27.NOV.2021 17:53:04

Highest Band Edge / Full RB



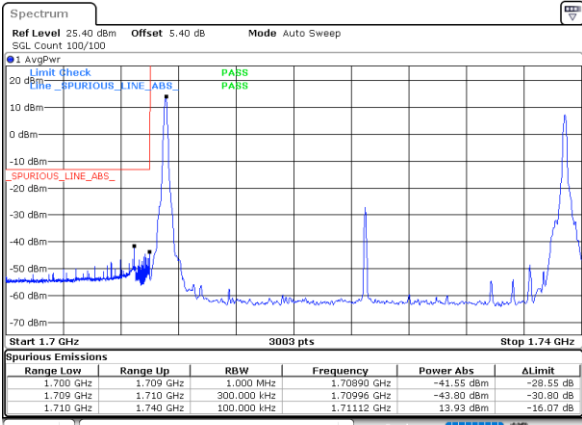
Date: 27.NOV.2021 17:56:38



LTE Band 66C / 10MHz+20MHz

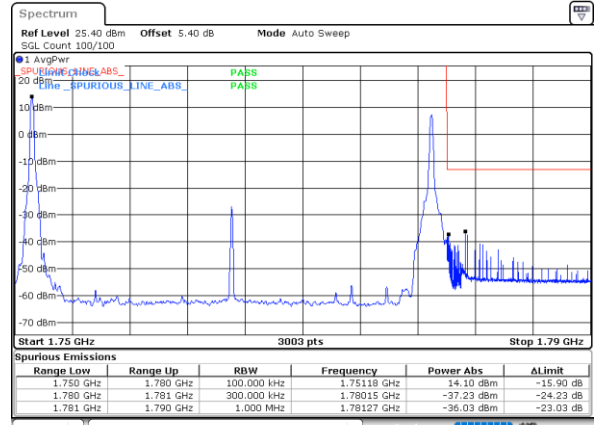
256QAM

Lowest Band Edge / 1RB0 and 1RB99



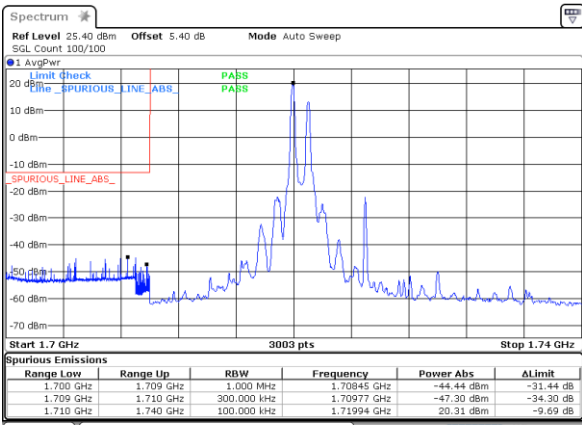
Date: 27.NOV.2021 18:21:59

Highest Band Edge / 1RB0 and 1RB99



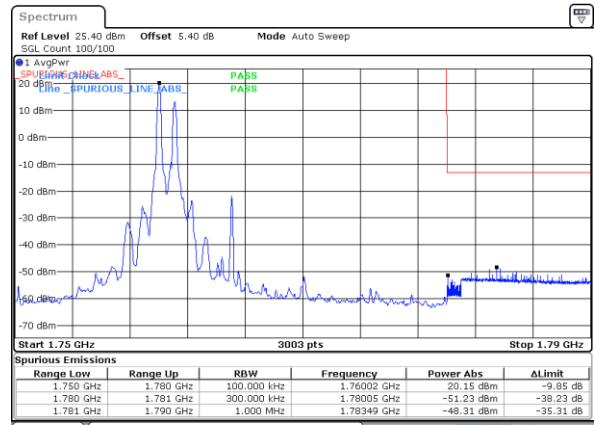
Date: 27.NOV.2021 18:26:23

Lowest Band Edge / 1RB99 and 1RB0



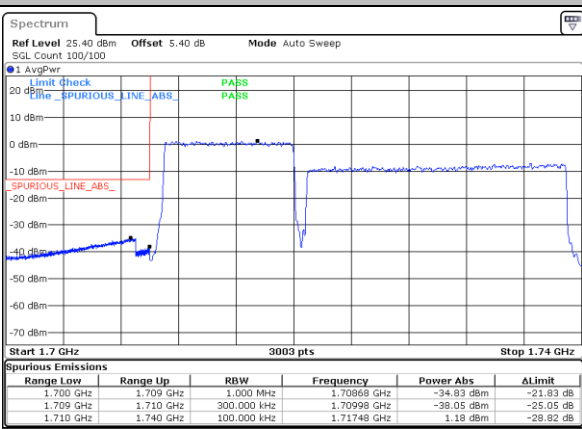
Date: 27.NOV.2021 18:23:28

Highest Band Edge / 1RB99 and 1RB0



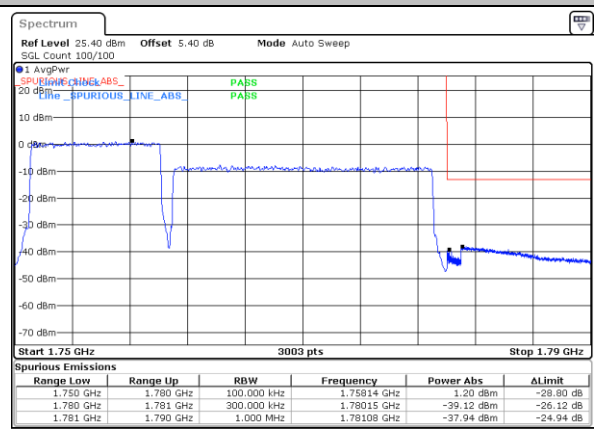
Date: 27.NOV.2021 18:25:50

Lowest Band Edge / Full RB



Date: 27.NOV.2021 18:19:27

Highest Band Edge / Full RB



Date: 27.NOV.2021 18:27:08

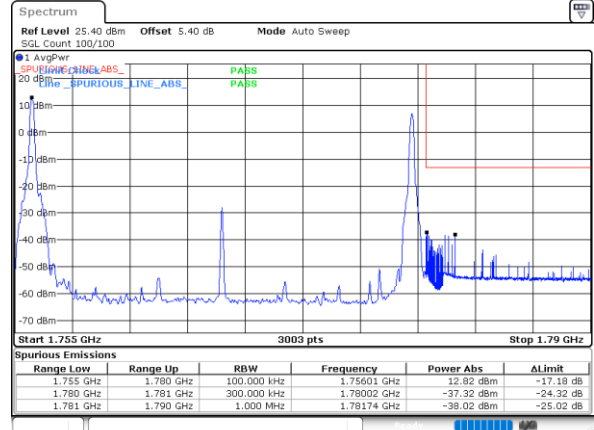
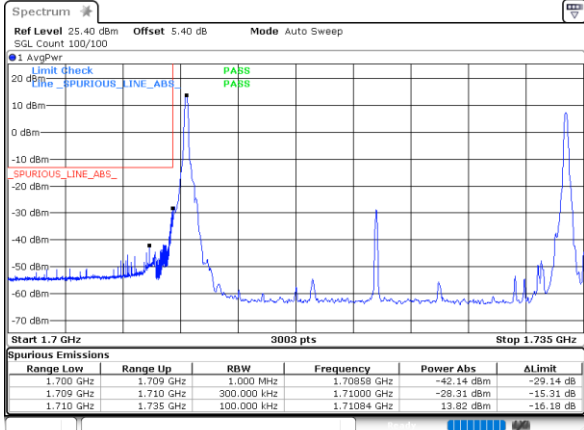


LTE Band 66C / 15MHz+10MHz

256QAM

Lowest Band Edge / 1RB0 and 1RB49

Highest Band Edge / 1RB0 and 1RB49

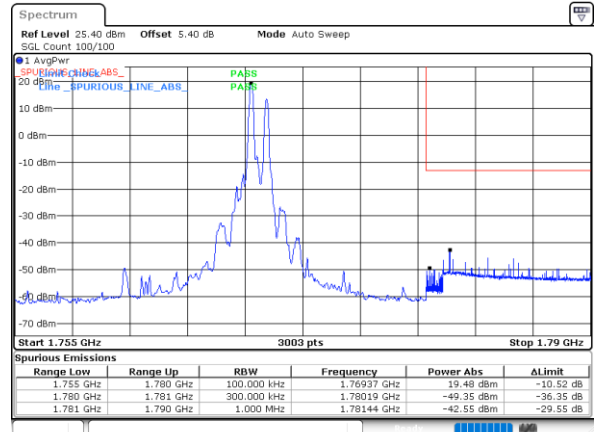
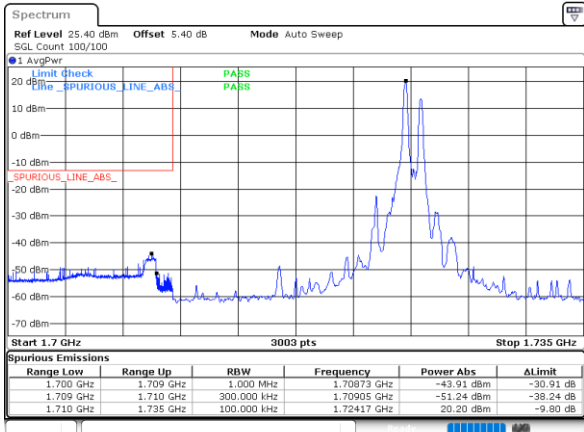


Date: 27.NOV.2021 18:10:22

Date: 27.NOV.2021 18:14:45

Lowest Band Edge / 1RB99 and 1RB0

Highest Band Edge / 1RB99 and 1RB0

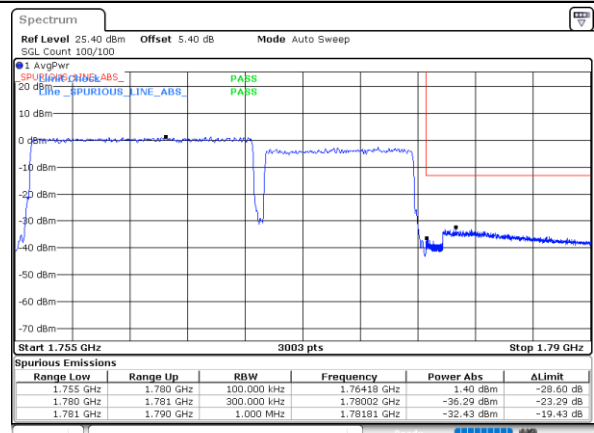
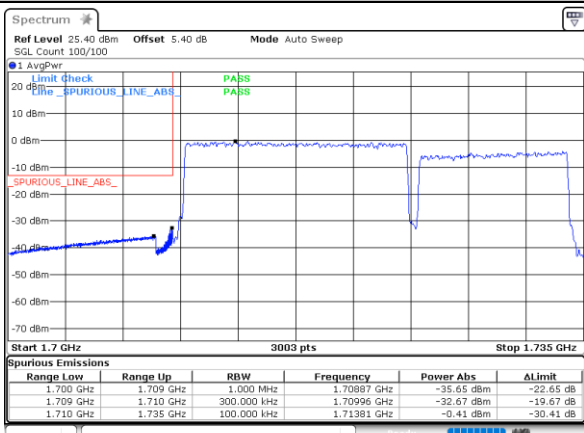


Date: 27.NOV.2021 18:11:09

Date: 27.NOV.2021 18:13:06

Lowest Band Edge / Full RB

Highest Band Edge / Full RB



Date: 27.NOV.2021 17:58:57

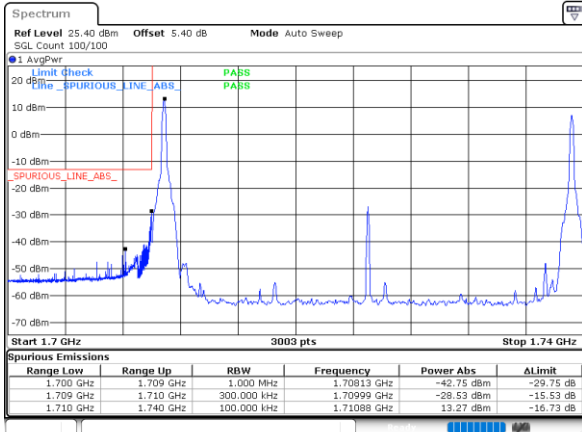
Date: 27.NOV.2021 18:16:31



LTE Band 66C / 15MHz+15MHz

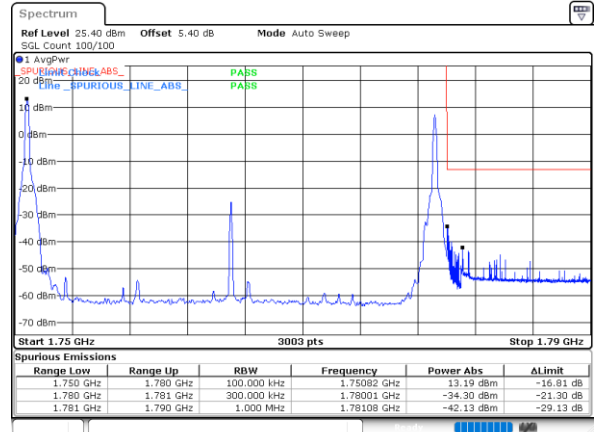
256QAM

Lowest Band Edge / 1RB0 and 1RB74



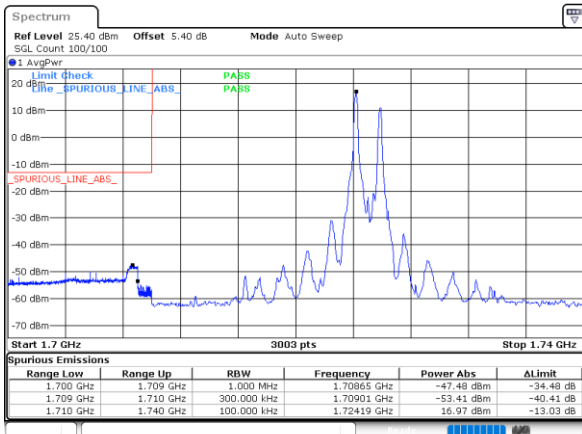
Date: 27.NOV.2021 19:28:57

Highest Band Edge / 1RB0 and 1RB74



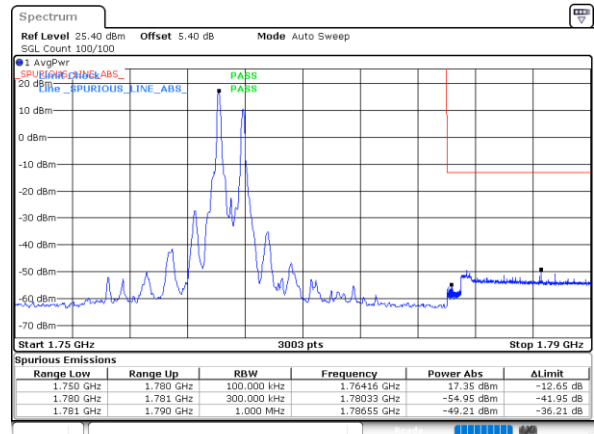
Date: 27.NOV.2021 20:35:54

Lowest Band Edge / 1RB99 and 1RB0



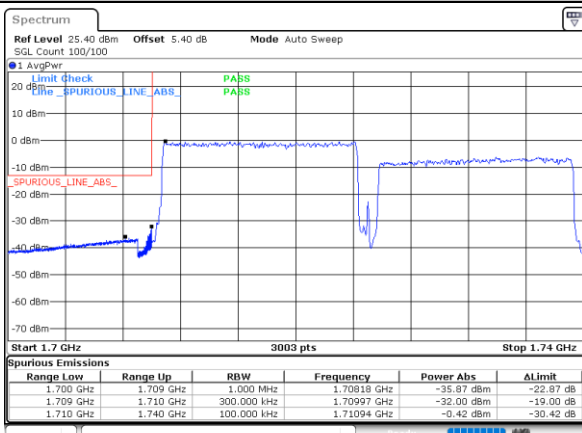
Date: 27.NOV.2021 19:34:48

Highest Band Edge / 1RB99 and 1RB0



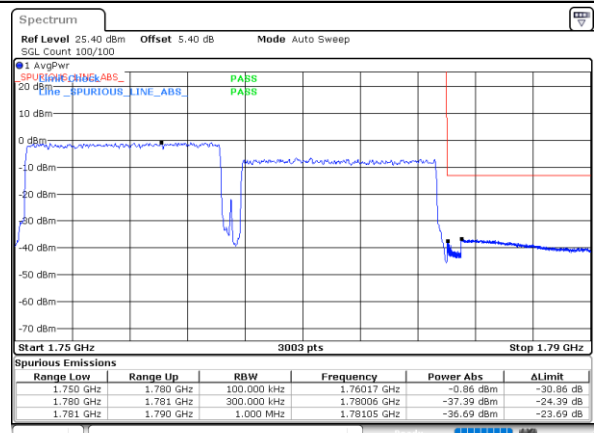
Date: 27.NOV.2021 20:36:23

Lowest Band Edge / Full RB



Date: 27.NOV.2021 19:16:51

Highest Band Edge / Full RB



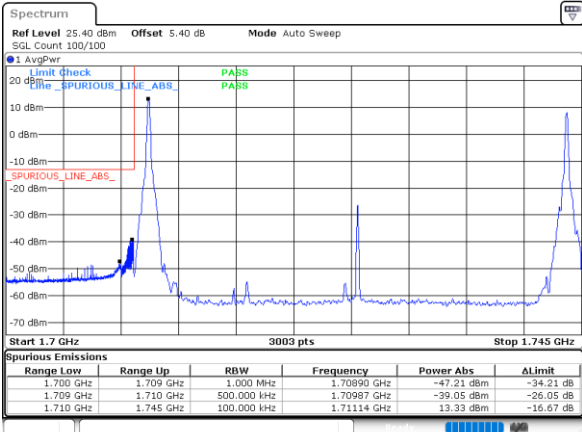
Date: 27.NOV.2021 20:35:23



LTE Band 66C / 15MHz+20MHz

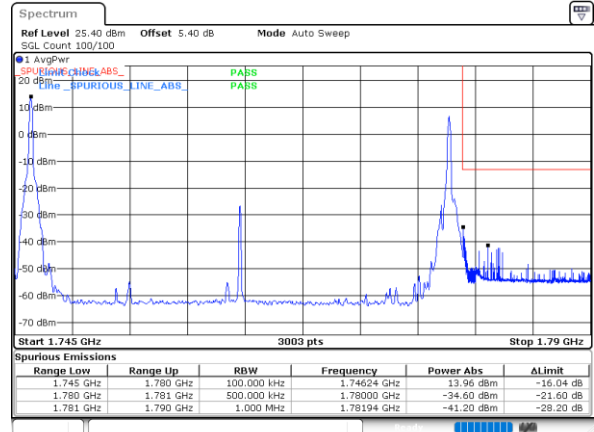
256QAM

Lowest Band Edge / 1RB0 and 1RB99



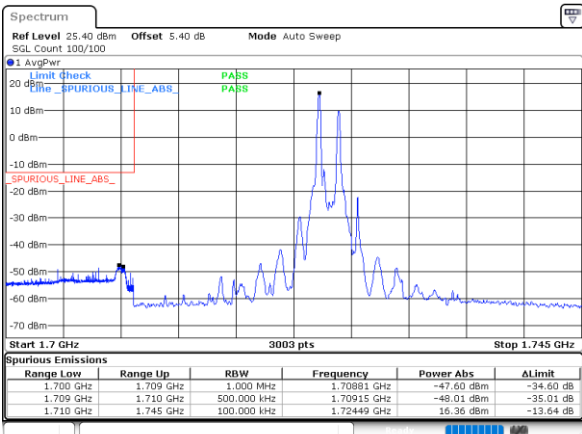
Date: 27.NOV.2021 20:19:09

Highest Band Edge / 1RB0 and 1RB99



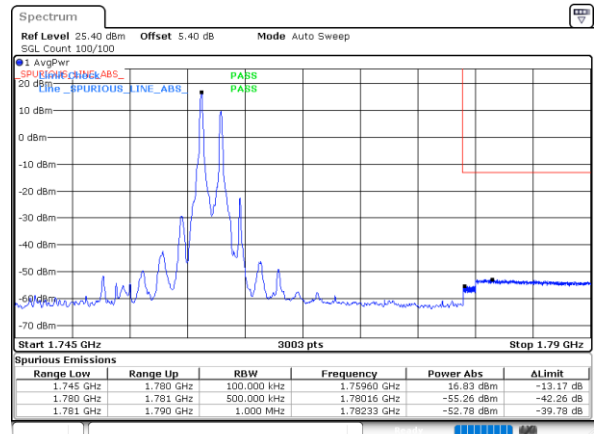
Date: 27.NOV.2021 20:42:50

Lowest Band Edge / 1RB99 and 1RB0



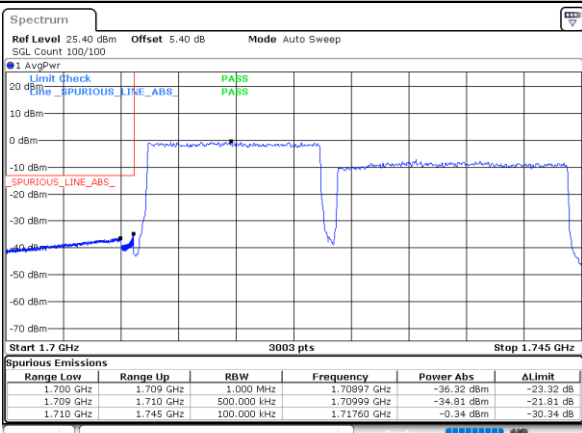
Date: 27.NOV.2021 20:40:25

Highest Band Edge / 1RB99 and 1RB0



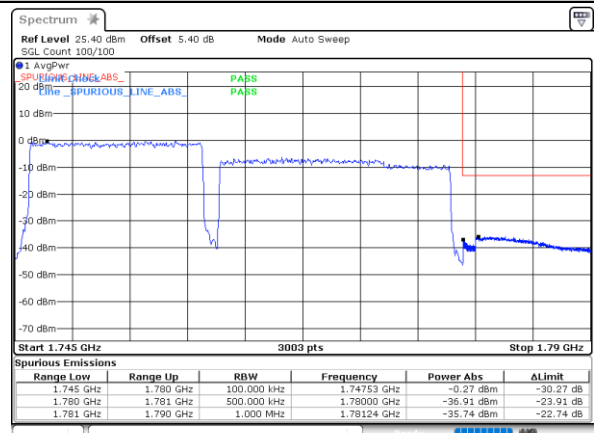
Date: 27.NOV.2021 20:42:19

Lowest Band Edge / Full RB



Date: 27.NOV.2021 20:37:59

Highest Band Edge / Full RB



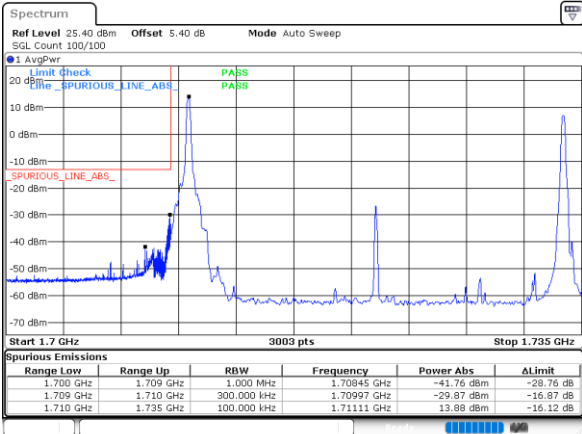
Date: 27.NOV.2021 20:43:23



LTE Band 66C / 20MHz+5MHz

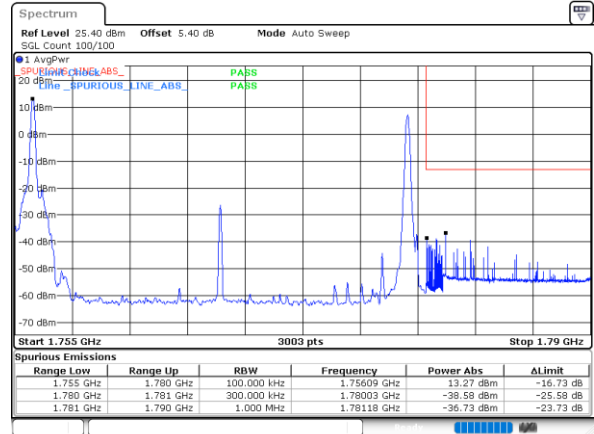
256QAM

Lowest Band Edge / 1RB0 and 1RB24



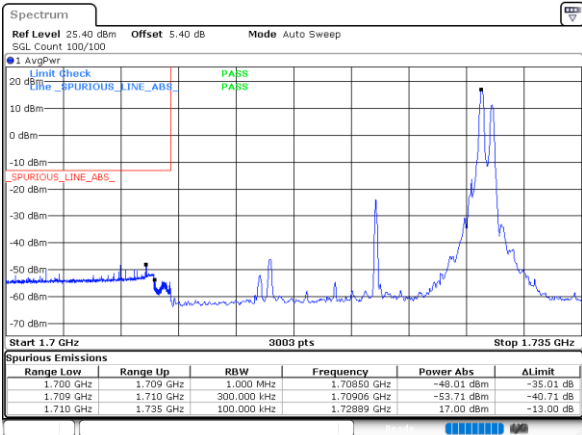
Date: 27.NOV.2021 20:52:52

Highest Band Edge / 1RB0 and 1RB24



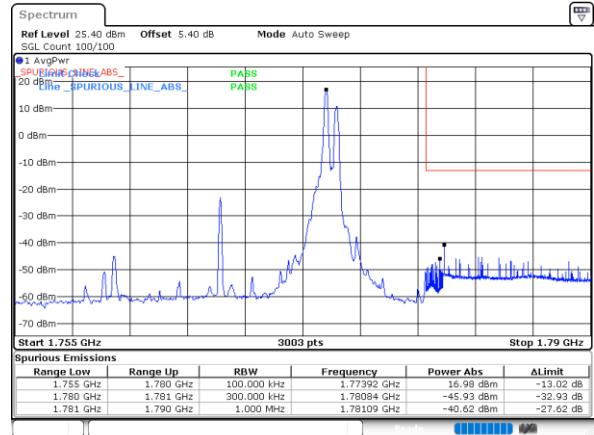
Date: 27.NOV.2021 20:55:44

Lowest Band Edge / 1RB99 and 1RB0



Date: 27.NOV.2021 20:53:52

Highest Band Edge / 1RB99 and 1RB0



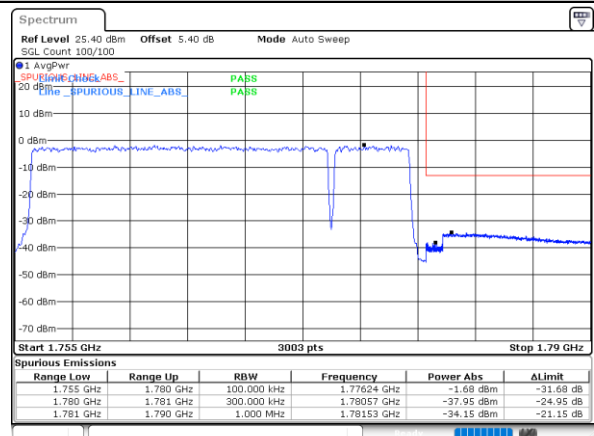
Date: 27.NOV.2021 20:54:51

Lowest Band Edge / Full RB



Date: 27.NOV.2021 20:52:18

Highest Band Edge / Full RB



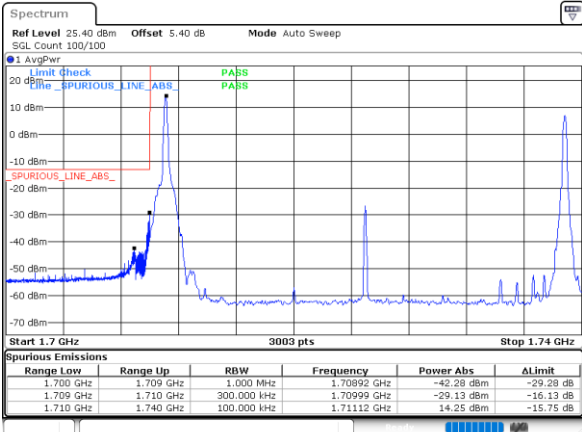
Date: 27.NOV.2021 20:56:19



LTE Band 66C / 20MHz+10MHz

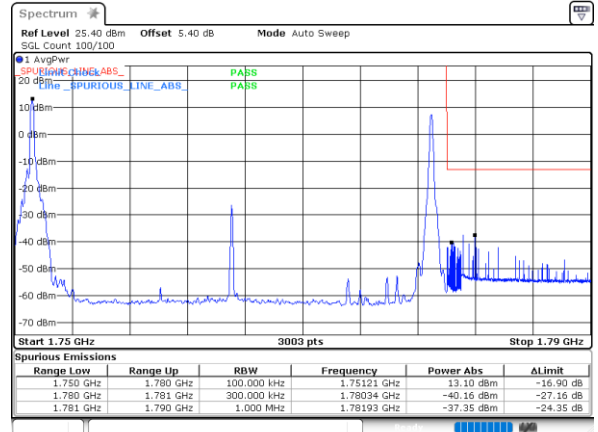
256QAM

Lowest Band Edge / 1RB0 and 1RB49



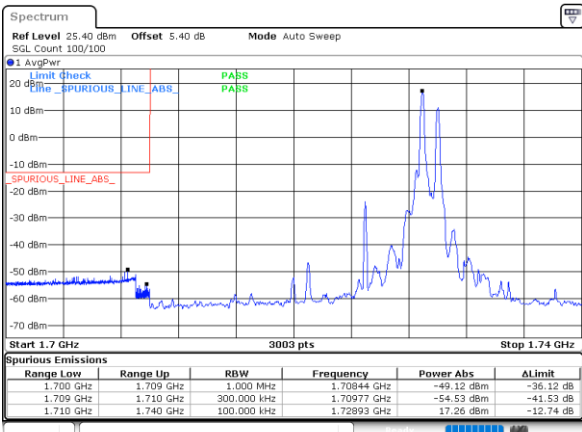
Date: 27.NOV.2021 18:37:01

Highest Band Edge / 1RB0 and 1RB49



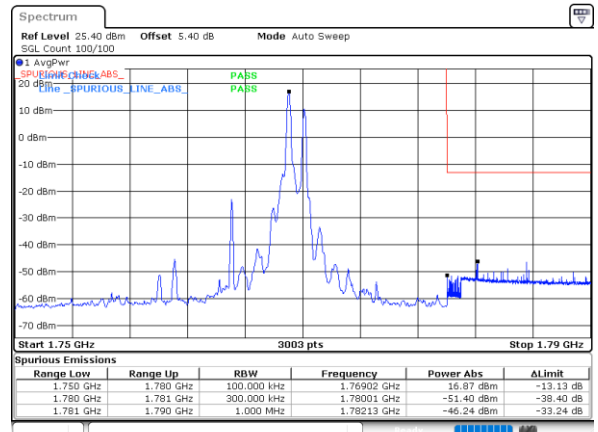
Date: 27.NOV.2021 18:45:03

Lowest Band Edge / 1RB99 and 1RB0



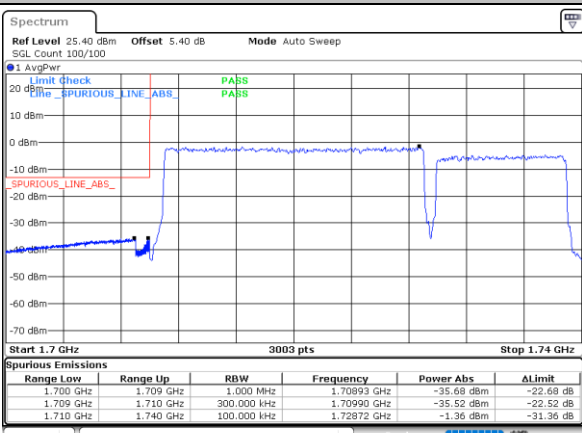
Date: 27.NOV.2021 18:38:20

Highest Band Edge / 1RB99 and 1RB0



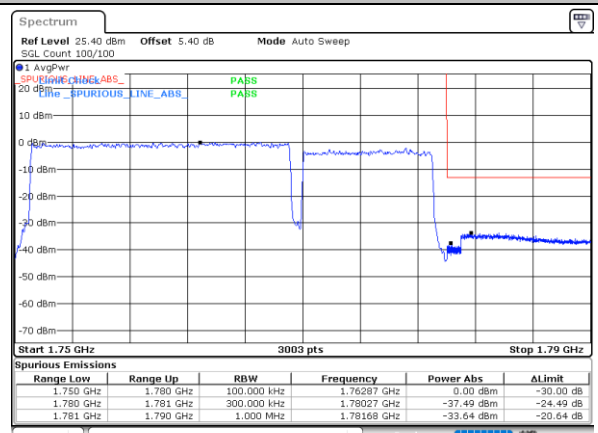
Date: 27.NOV.2021 18:42:04

Lowest Band Edge / Full RB



Date: 27.NOV.2021 18:34:26

Highest Band Edge / Full RB



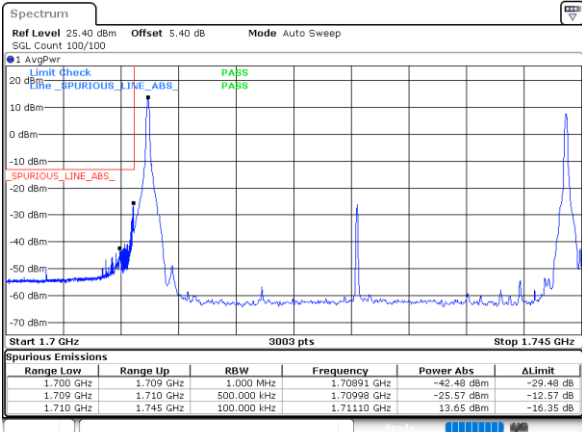
Date: 27.NOV.2021 18:48:18



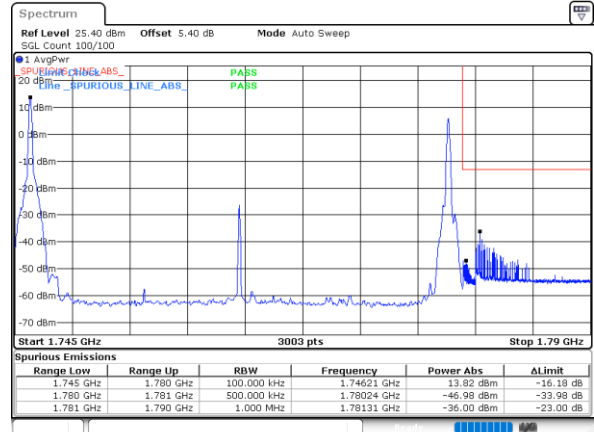
LTE Band 66C / 20MHz+15MHz

256QAM

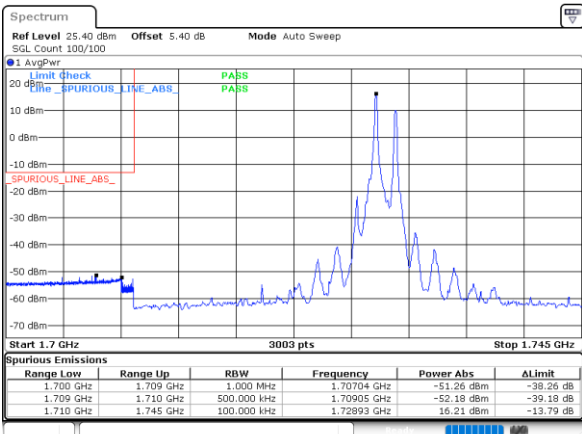
Lowest Band Edge / 1RB0 and 1RB74



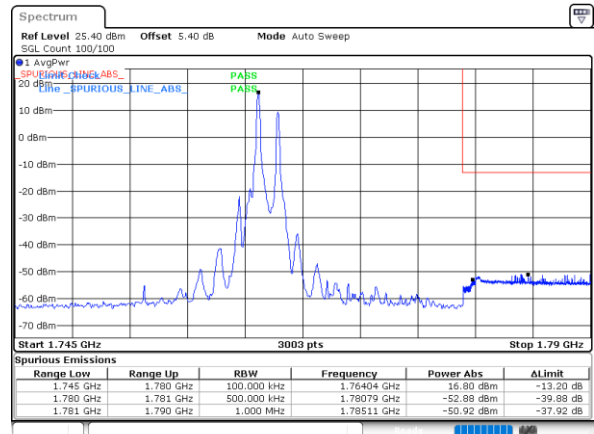
Highest Band Edge / 1RB0 and 1RB74



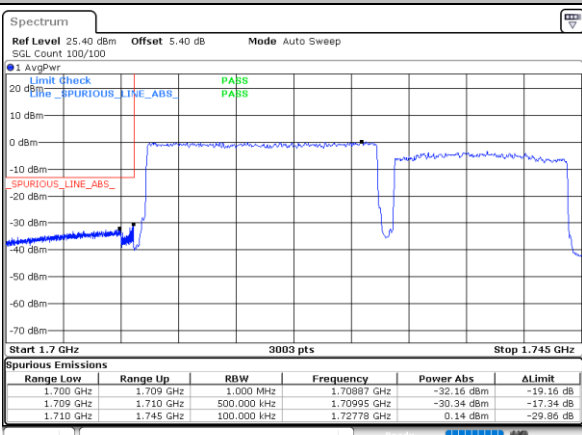
Lowest Band Edge / 1RB99 and 1RB0



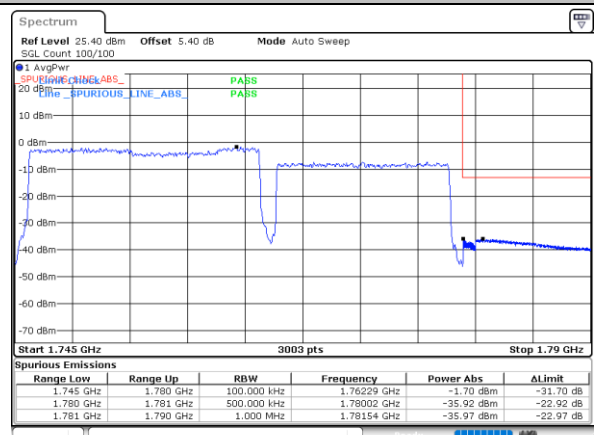
Highest Band Edge / 1RB99 and 1RB0



Lowest Band Edge / Full RB



Highest Band Edge / Full RB

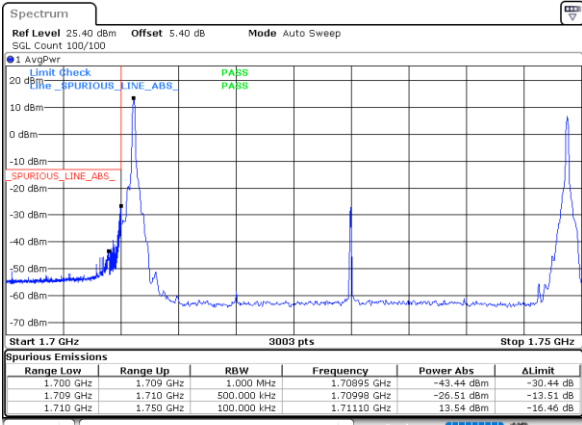




LTE Band 66C / 20MHz+20MHz

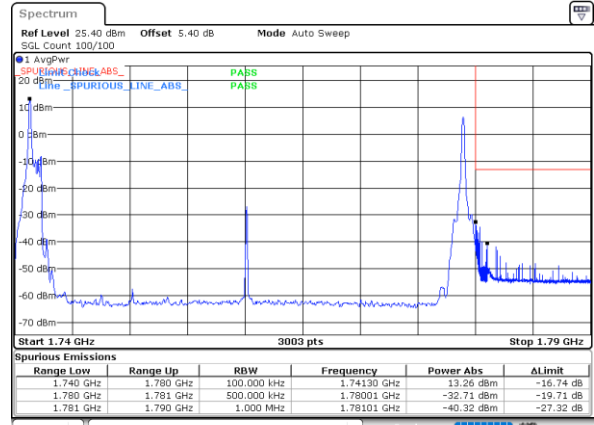
256QAM

Lowest Band Edge / 1RB0 and 1RB99



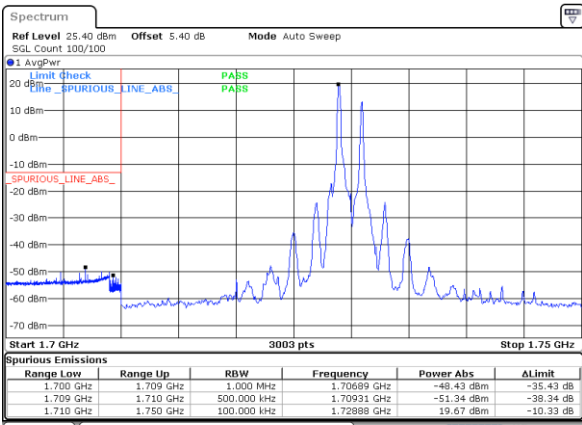
Date: 27.NOV.2021 21:47:25

Highest Band Edge / 1RB0 and 1RB99



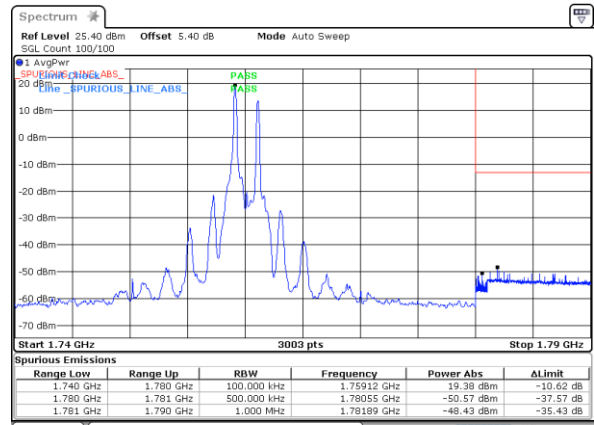
Date: 27.NOV.2021 21:59:13

Lowest Band Edge / 1RB99 and 1RB0



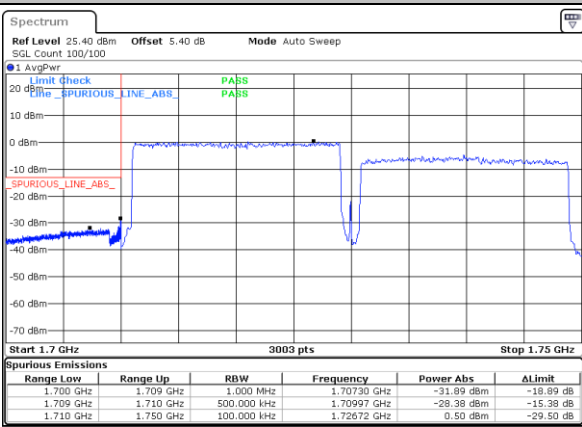
Date: 27.NOV.2021 21:48:07

Highest Band Edge / 1RB99 and 1RB0



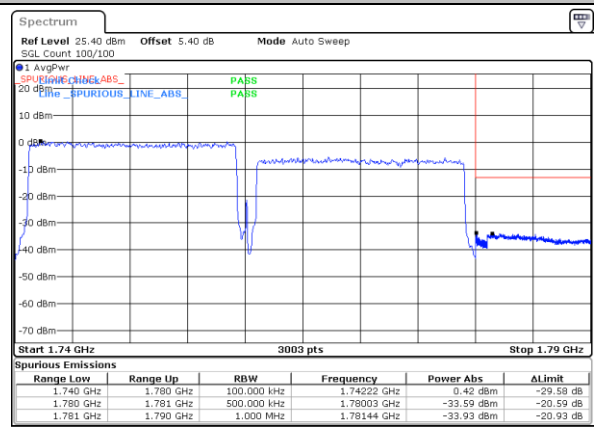
Date: 27.NOV.2021 21:57:48

Lowest Band Edge / Full RB



Date: 27.NOV.2021 21:46:42

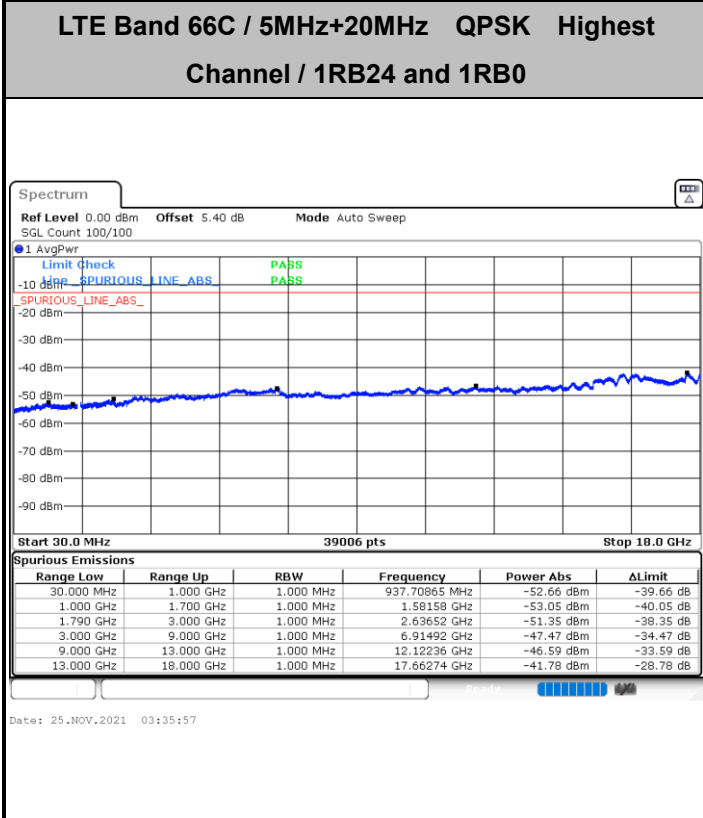
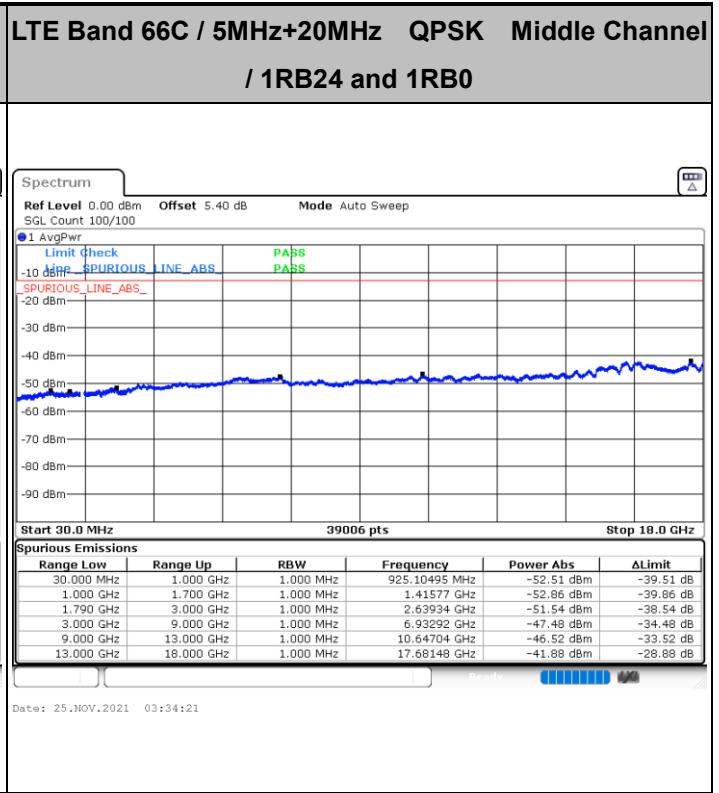
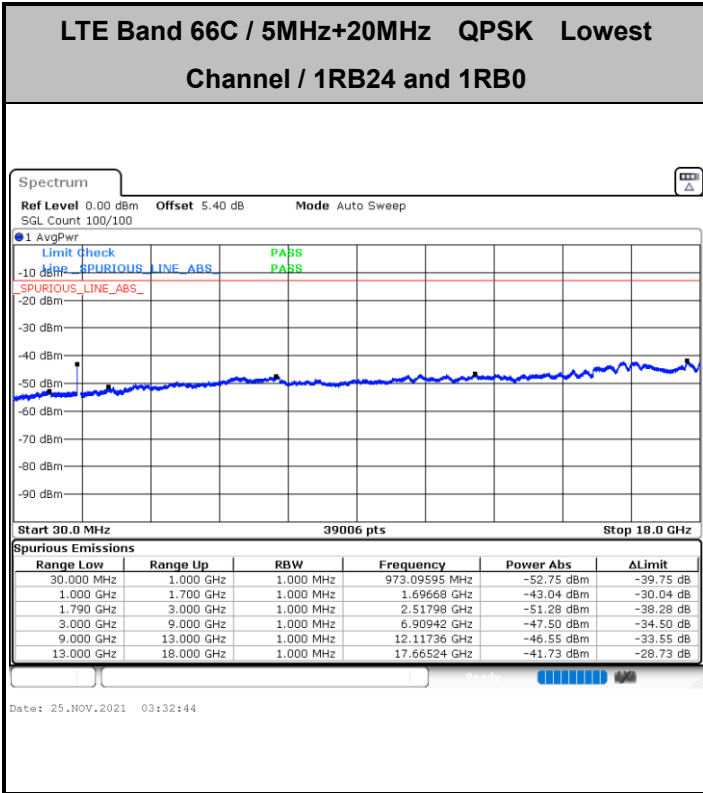
Highest Band Edge / Full RB

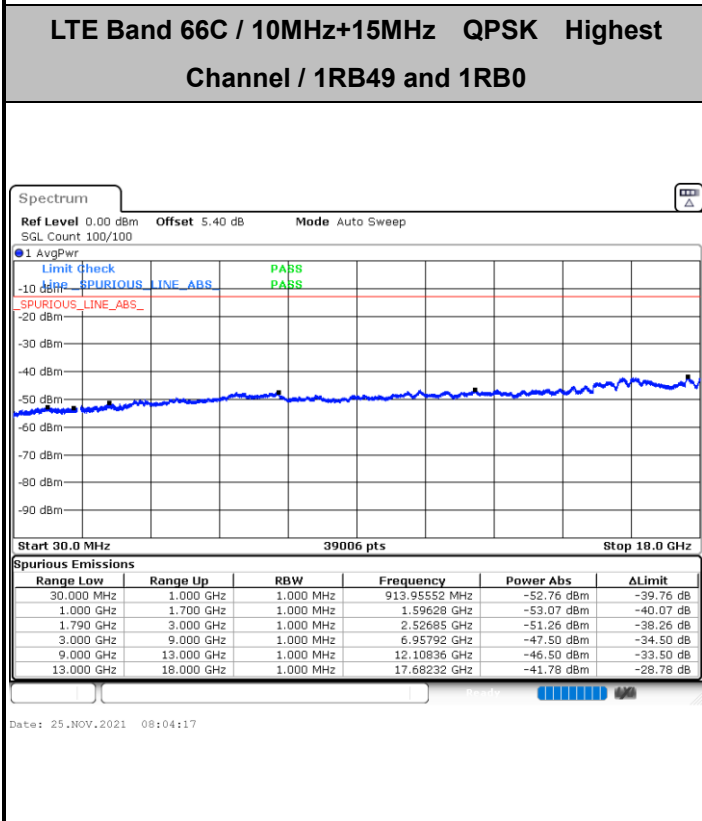
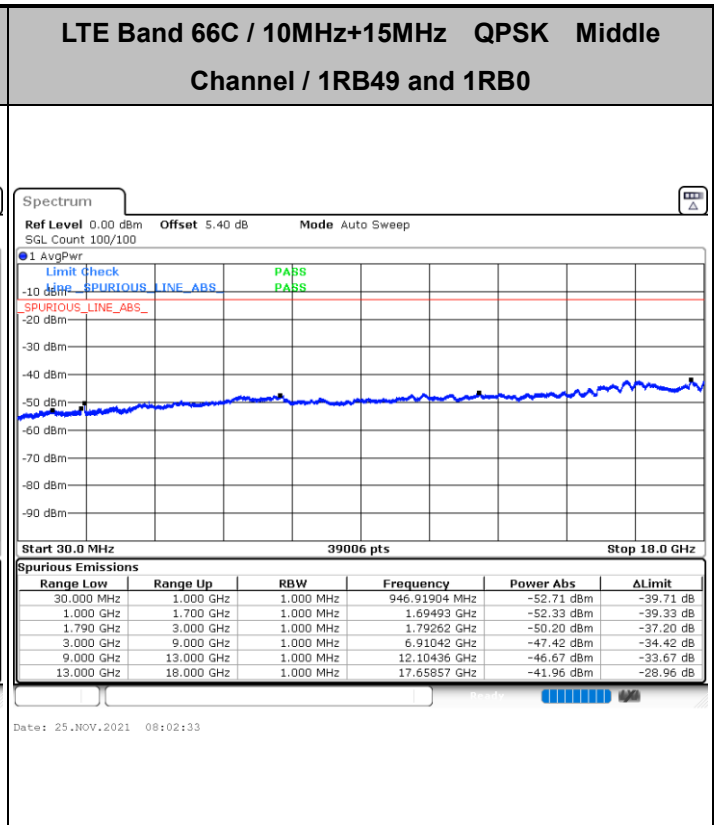
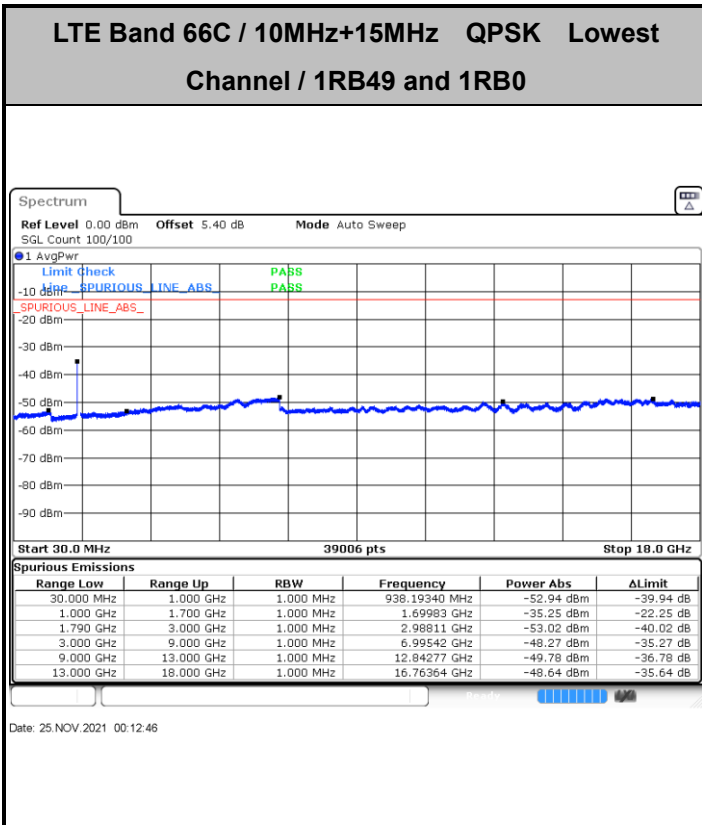


Date: 27.NOV.2021 21:59:48



Conducted Spurious Emission

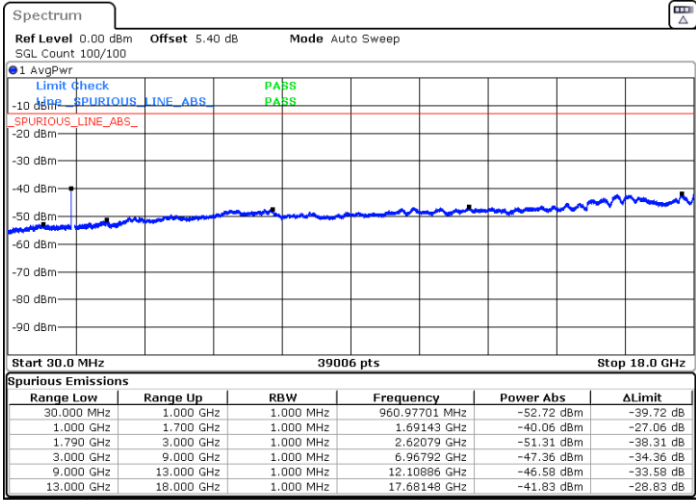




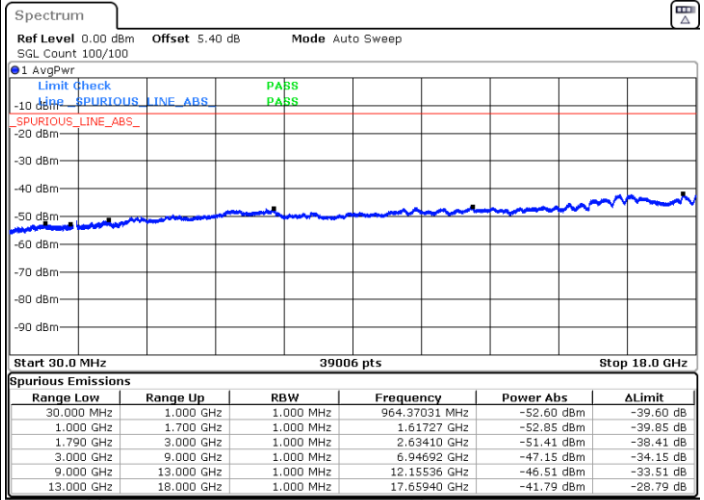


LTE Band 66C / 10MHz+20MHz QPSK Lowest Channel / 1RB49 and 1RB0

LTE Band 66C / 10MHz+20MHz QPSK Middle Channel / 1RB49 and 1RB0

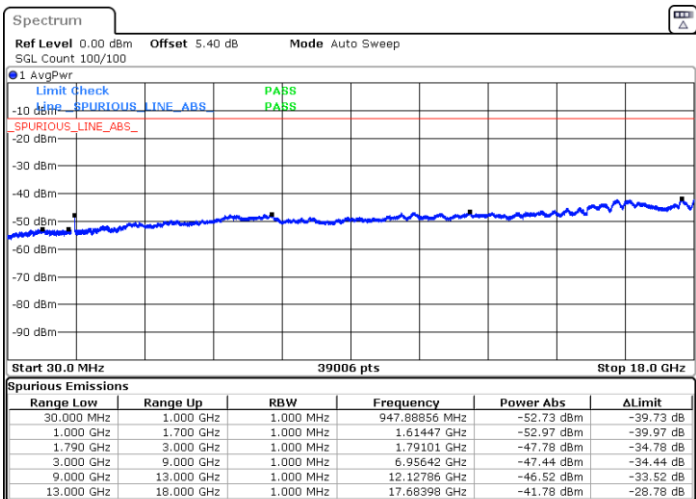


Date: 25.NOV.2021 03:04:05

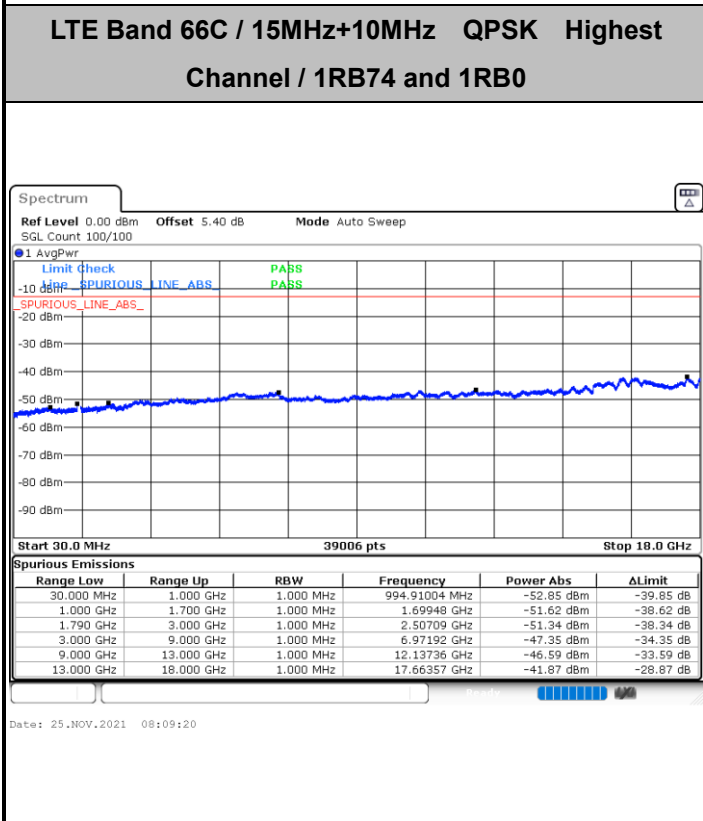
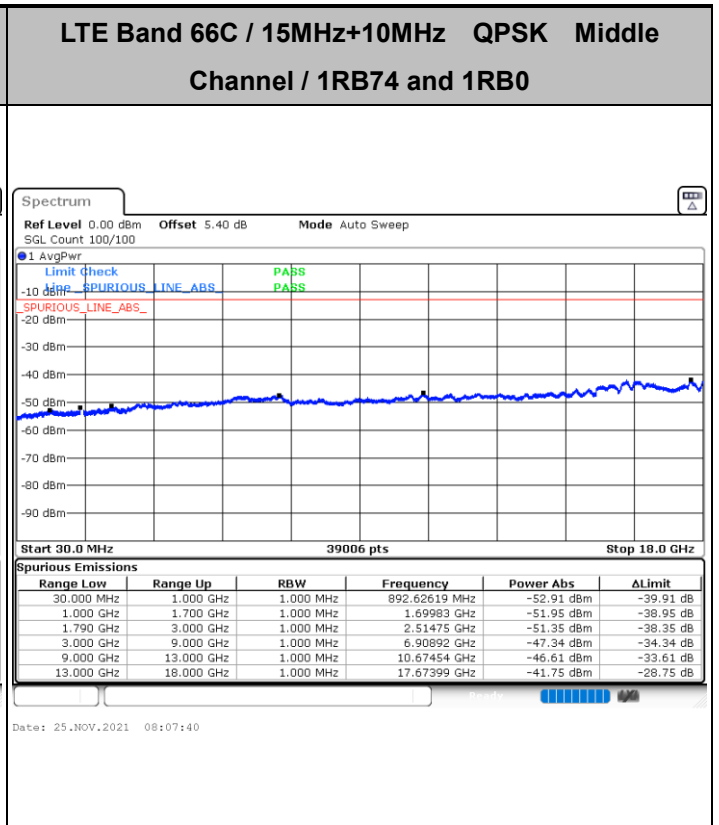
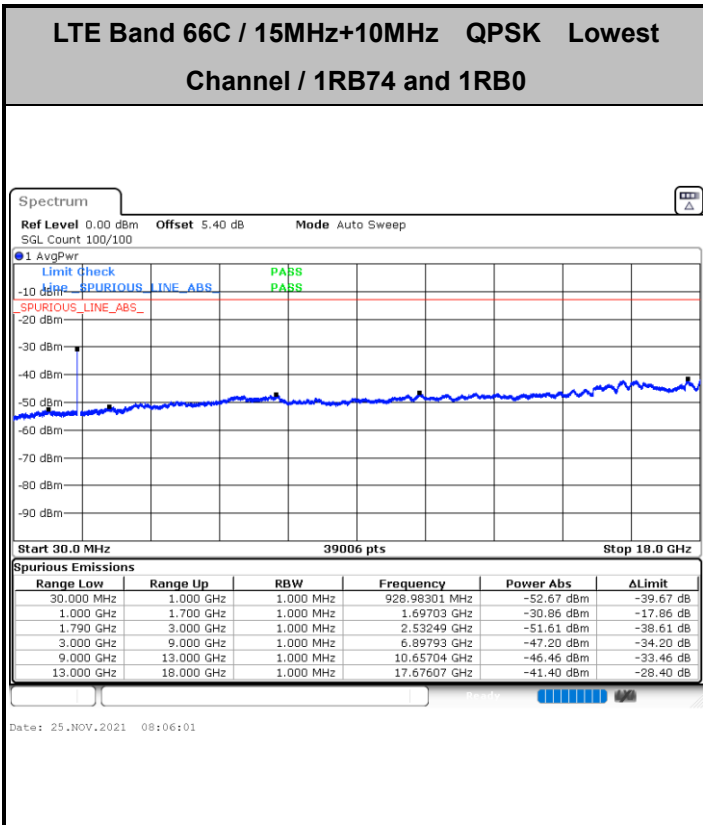


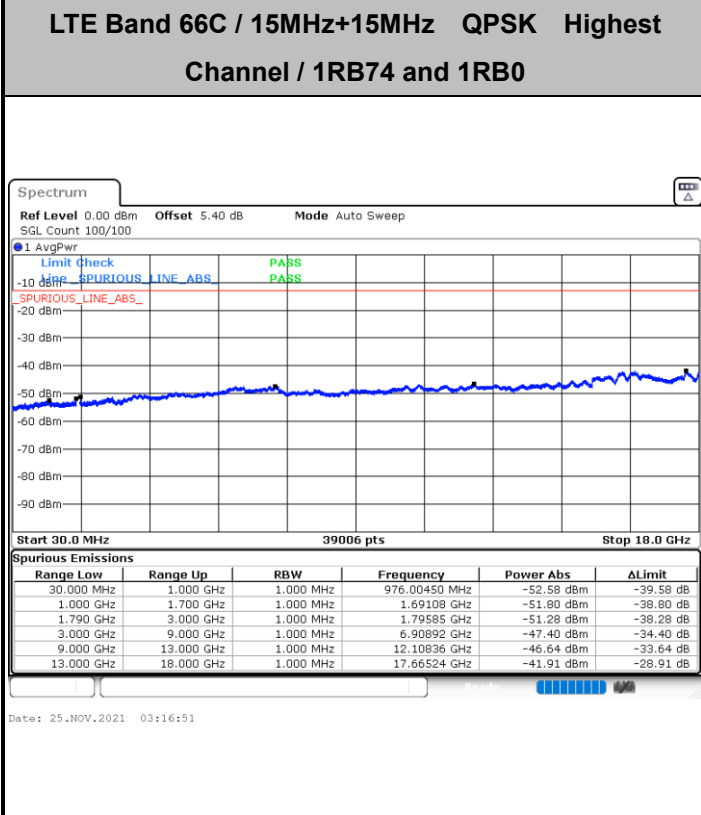
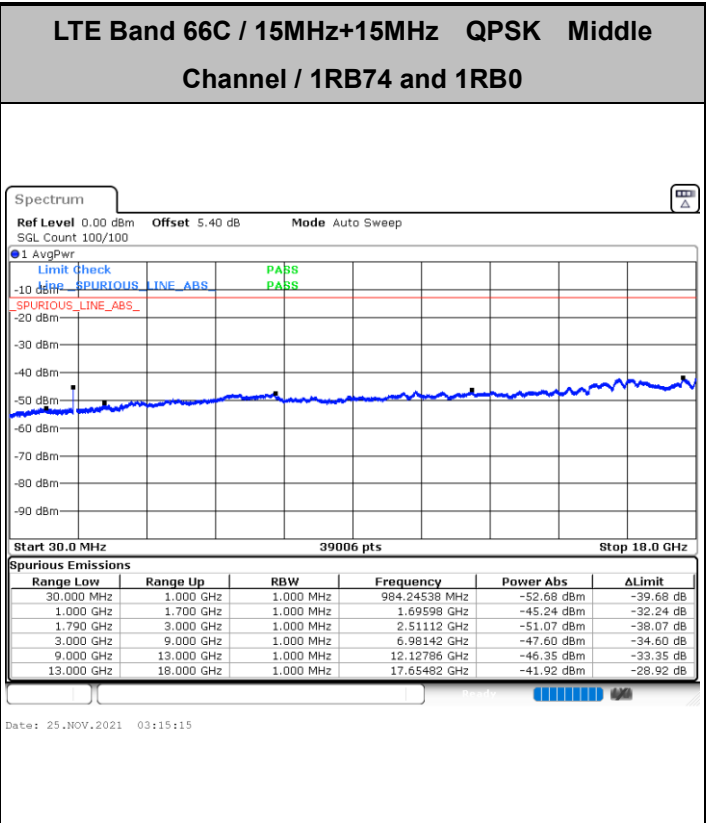
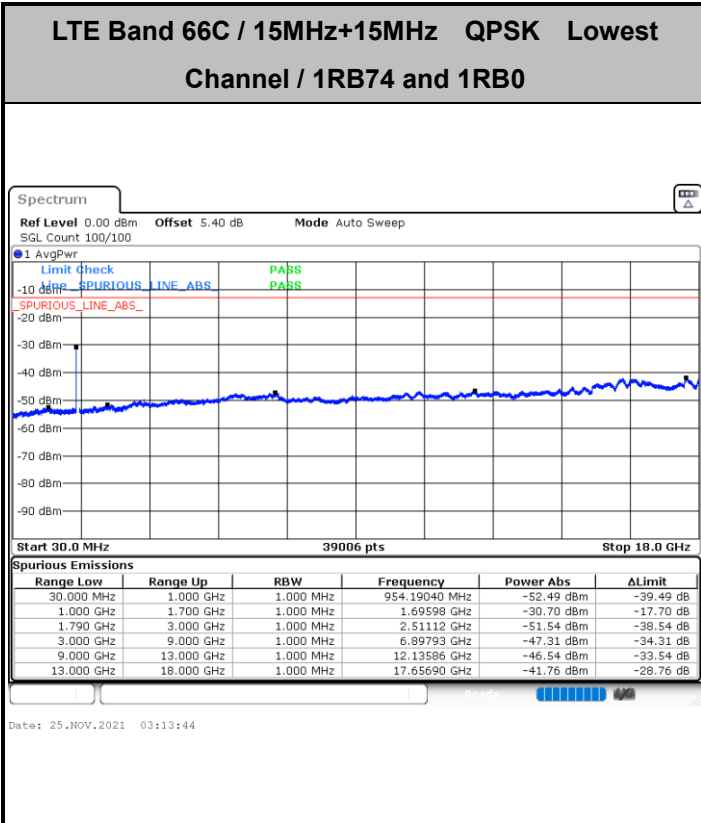
Date: 25.NOV.2021 03:05:41

LTE Band 66C / 10MHz+20MHz QPSK Highest Channel / 1RB49 and 1RB0



Date: 25.NOV.2021 03:07:17

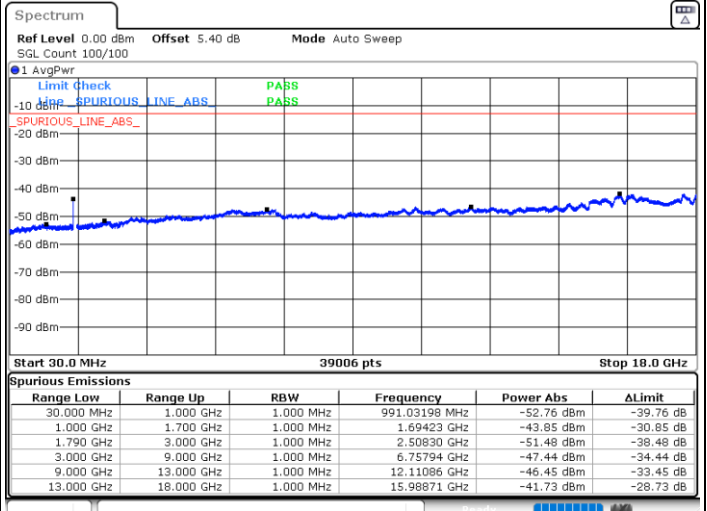
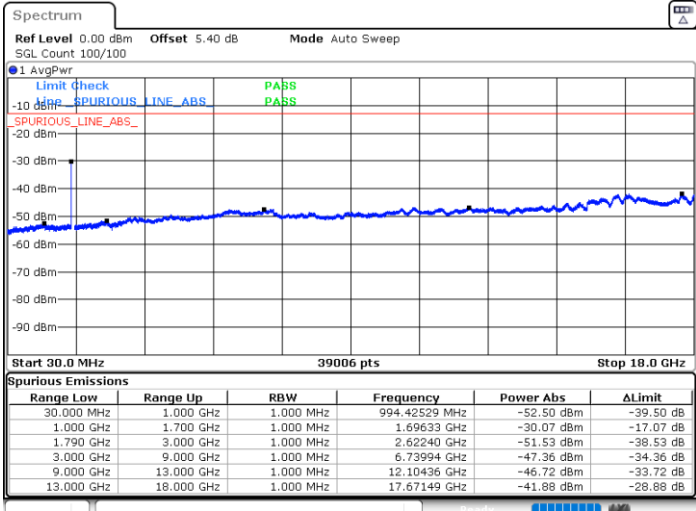






LTE Band 66C / 15MHz+20MHz QPSK Lowest Channel / 1RB74 and 1RB0

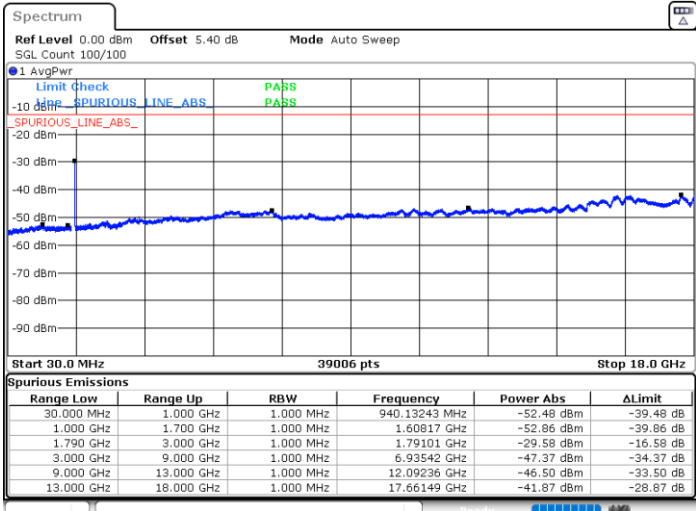
LTE Band 66C / 15MHz+20MHz QPSK Middle Channel / 1RB74 and 1RB0



Date: 25.NOV.2021 03:18:27

Date: 25.NOV.2021 03:20:03

LTE Band 66C / 15MHz+20MHz QPSK Highest Channel / 1RB74 and 1RB0

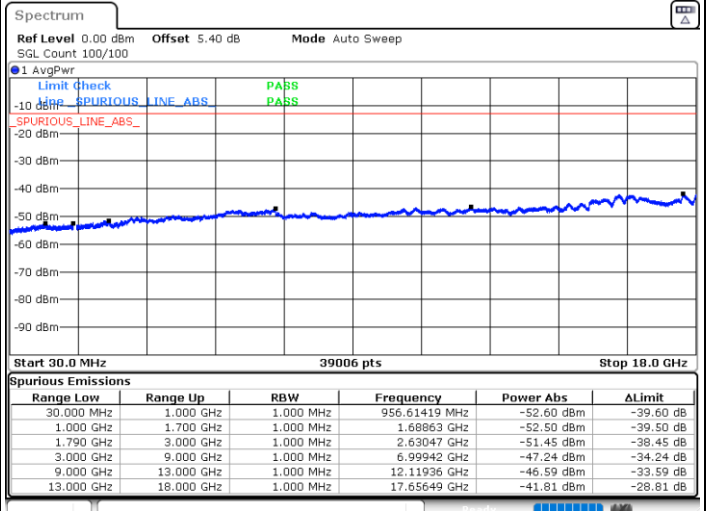
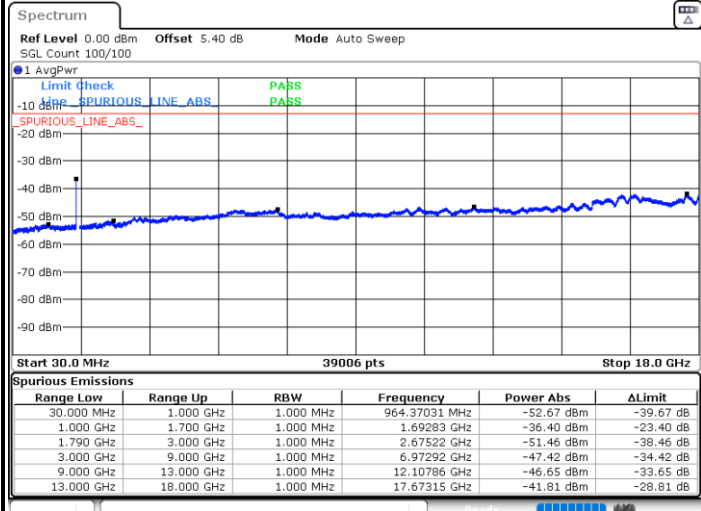


Date: 25.NOV.2021 03:21:39



LTE Band 66C / 20MHz+5MHz QPSK Lowest Channel / 1RB99 and 1RB0

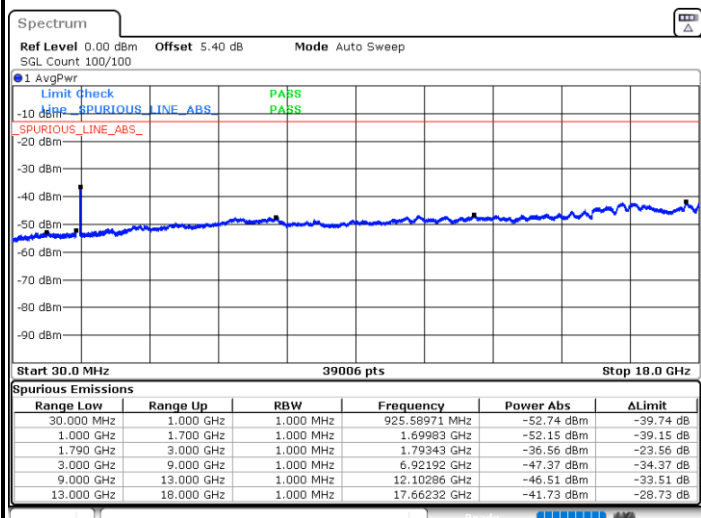
LTE Band 66C / 20MHz+5MHz QPSK Middle Channel / 1RB99 and 1RB0



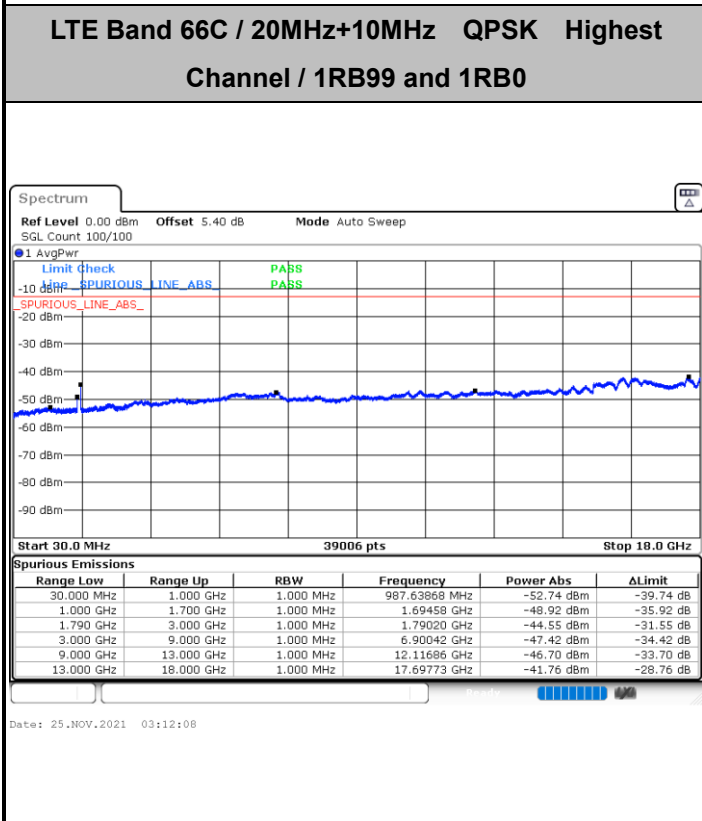
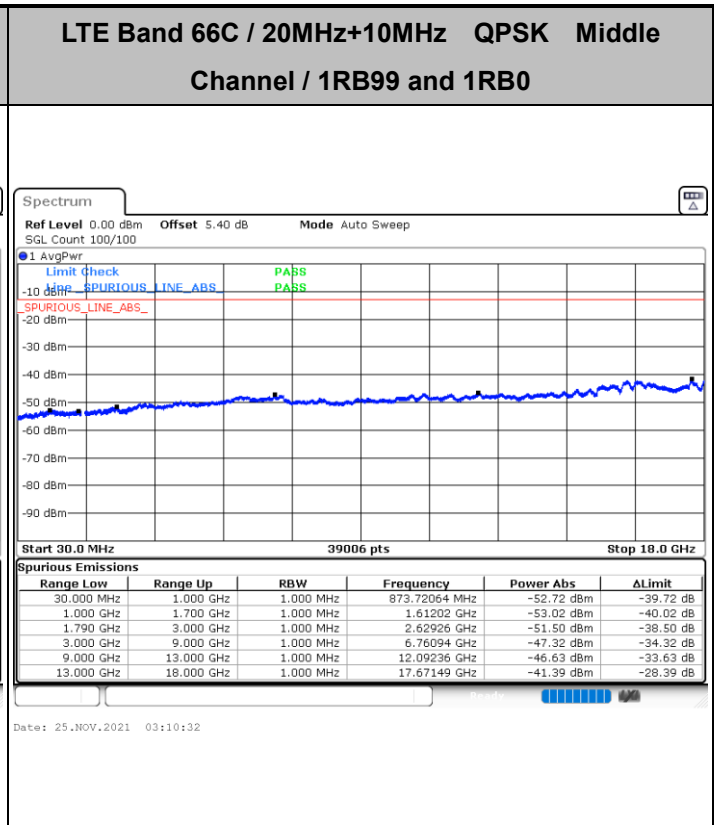
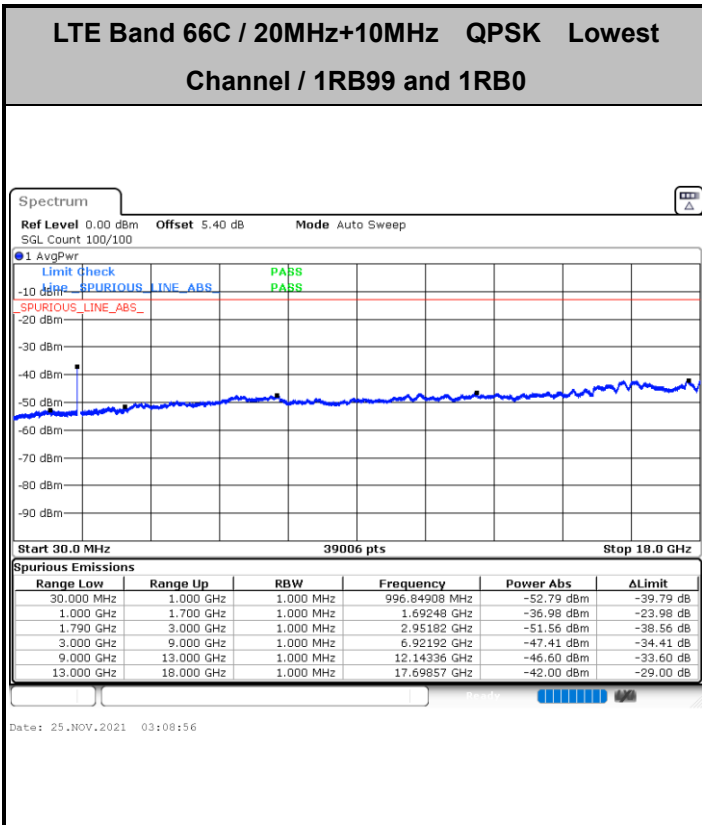
Date: 25.NOV.2021 03:28:03

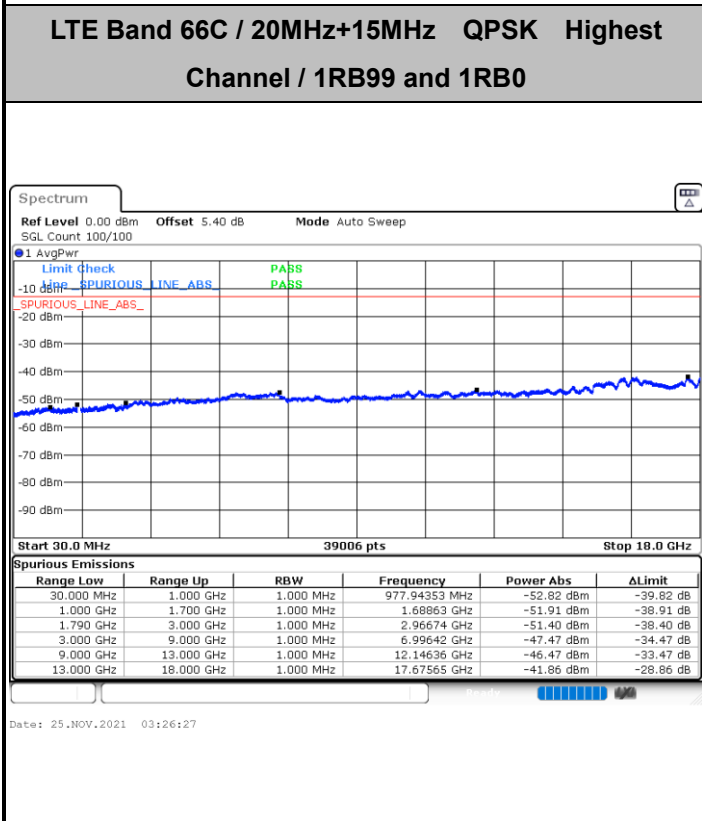
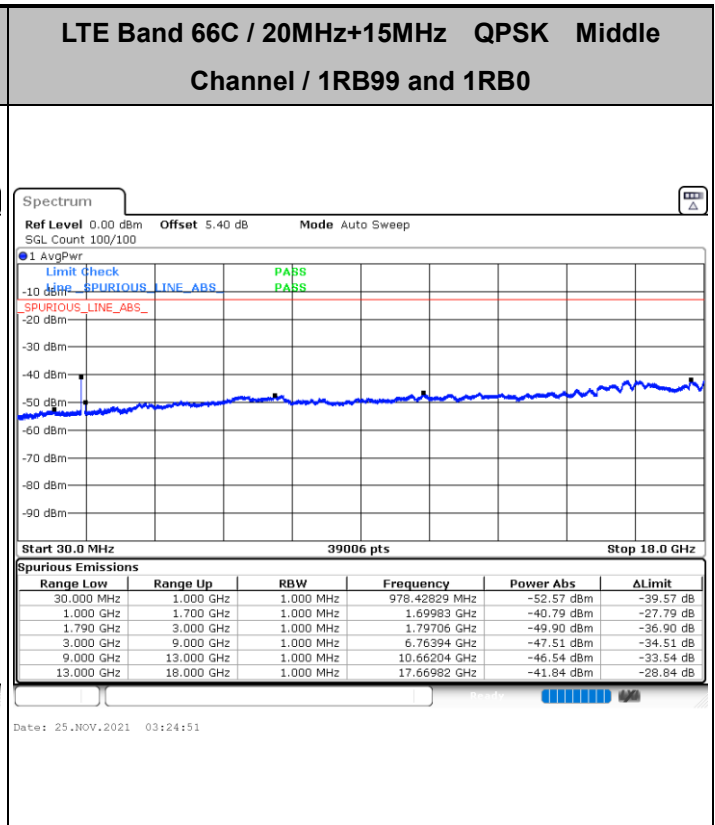
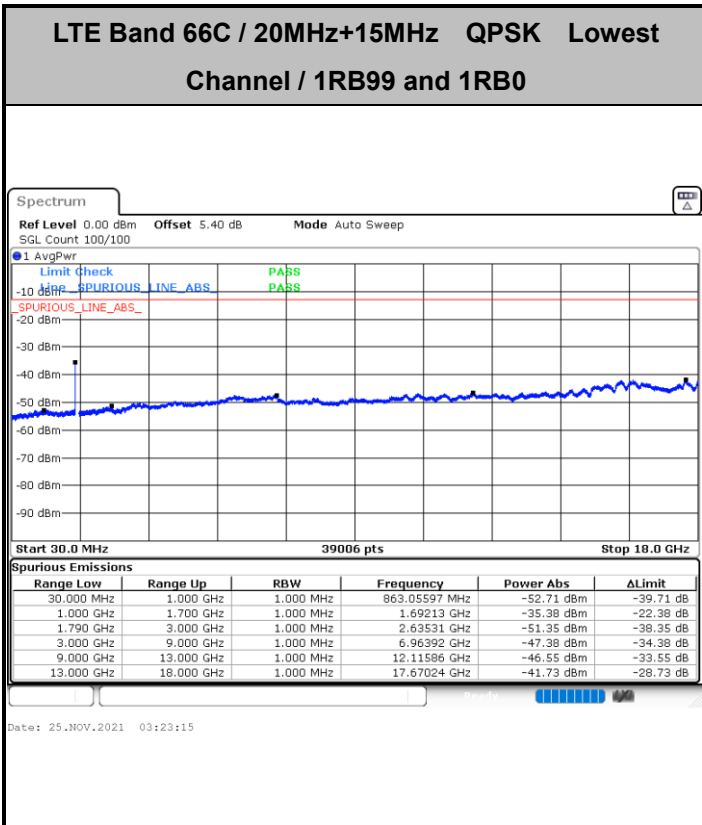
Date: 25.NOV.2021 03:31:08

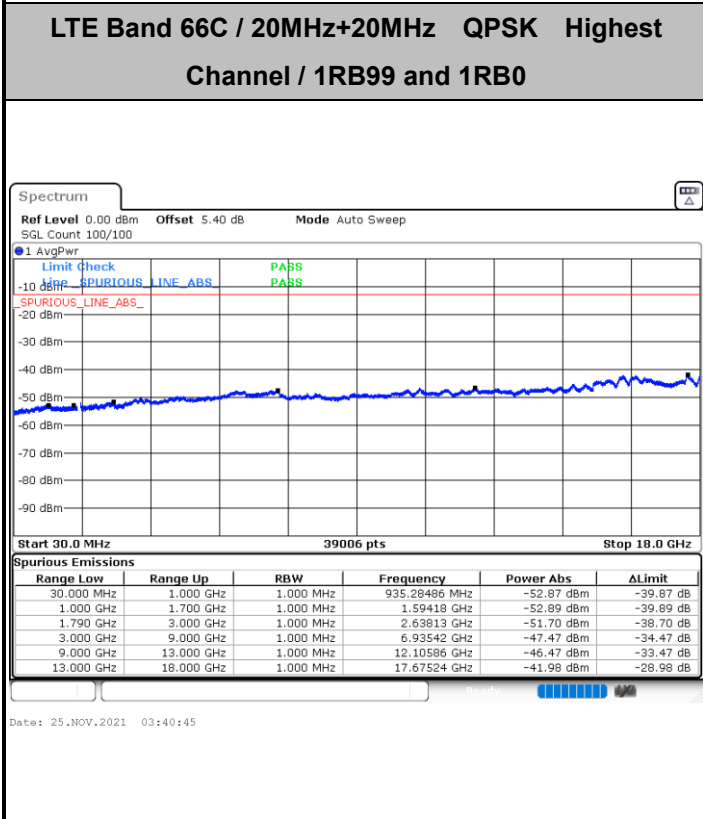
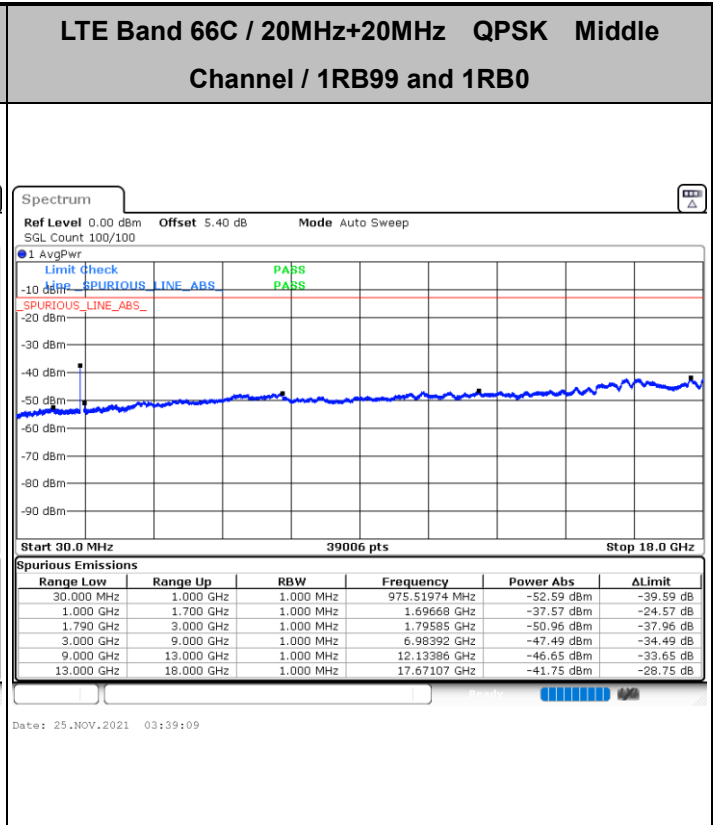
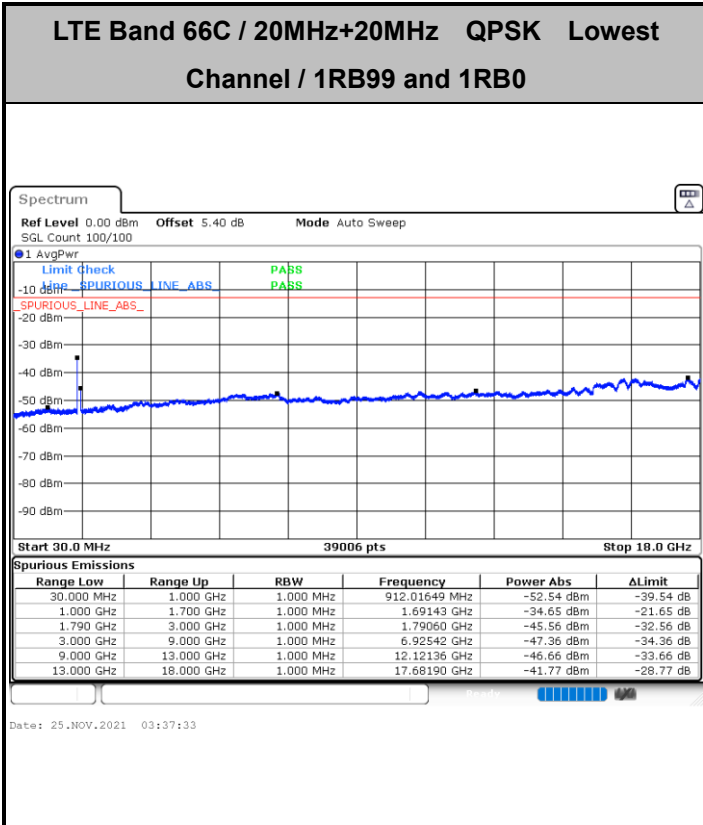
LTE Band 66C / 20MHz+5MHz QPSK Highest Channel / 1RB99 and 1RB0



Date: 25.NOV.2021 08:11:01









Frequency Stability

Test Conditions		LTE Band 66C (QPSK) / Middle Channel	Limit
Temperature (°C)	Voltage (Volt)	BW 20+20MHz	Note 2.
		Deviation (ppm)	Result
50	Normal Voltage	0.0002	PASS
40	Normal Voltage	0.0022	
30	Normal Voltage	0.0017	
20(Ref.)	Normal Voltage	0.0010	
10	Normal Voltage	0.0025	
0	Normal Voltage	0.0006	
-10	Normal Voltage	0.0012	
-20	Normal Voltage	0.0026	
-30	Normal Voltage	0.0018	
20	Maximum Voltage	0.0028	
20	Normal Voltage	0.0002	
20	Battery End Point	0.0021	

Note:

1. Normal Voltage =3.87 V. ; Battery End Point (BEP) =3.4 V. ; Maximum Voltage =4.45 V.
2. Note: The frequency fundamental emissions stay within the authorized frequency block.



Appendix B. Test Results of Radiated Test

Radiated Spurious Emission

Test Engineer :	Levi Zhuo	Temperature :	22~23°C
		Relative Humidity :	41~42%

LTE Band 2 / 20MHz / QPSK								
Channel	Frequency (MHz)	EIRP (dBm)	Limit (dBm)	Over Limit (dB)	S.G. Power (dBm)	TX Cable loss (dB)	TX Antenna Gain (dBi)	Polarization (H/V)
Middle	3741	-56.22	-13	-43.22	-68.48	2.64	14.90	H
	5613	-54.51	-13	-41.51	-66.37	2.94	14.80	H
	7488	-54.26	-13	-41.26	-64.03	3.39	13.16	H
	3741	-55.22	-13	-42.22	-67.48	2.64	14.90	V
	5613	-55.72	-13	-42.72	-67.58	2.94	14.80	V
	7488	-54.09	-13	-41.09	-63.86	3.39	13.16	V

Remark: Spurious emissions within 30-1000MHz were found more than 20dB below limit line.

LTE Band 5 / 10MHz / QPSK								
Channel	Frequency (MHz)	ERP (dBm)	Limit (dBm)	Over Limit (dB)	S.G. Power (dBm)	TX Cable loss (dB)	TX Antenna Gain (dBi)	Polarization (H/V)
Middle	1664	-50.03	-13	-37.03	-57.00	1.58	10.70	H
	2496	-61.68	-13	-48.68	-69.93	2.102	12.50	H
	3330	-62.15	-13	-49.15	-71.04	2.856	13.90	H
	1664	-45.25	-13	-32.25	-52.22	1.58	10.70	V
	2496	-57.78	-13	-44.78	-66.03	2.10	12.50	V
	3330	-62.37	-13	-49.37	-71.26	2.86	13.90	V

Remark: Spurious emissions within 30-1000MHz were found more than 20dB below limit line.

LTE Band 12 / 10MHz / QPSK								
Channel	Frequency (MHz)	ERP (dBm)	Limit (dBm)	Over Limit (dB)	S.G. Power (dBm)	TX Cable loss (dB)	TX Antenna Gain (dBi)	Polarization (H/V)
Middle	1406	-44.28	-13	-31.28	-51.25	1.58	10.70	H
	2110	-57.08	-13	-44.08	-65.33	2.102	12.50	H
	2812	-61.11	-13	-48.11	-70.00	2.856	13.90	H
	3516	-60.94	-13	-47.94	-69.40	2.689	13.30	H
	1406	-45.95	-13	-32.95	-52.92	1.58	10.70	V
	2110	-53.18	-13	-40.18	-61.43	2.10	12.50	V
	2812	-59.48	-13	-46.48	-68.37	2.86	13.90	V
	3516	-60.78	-13	-47.78	-69.24	2.69	13.30	V

Remark: Spurious emissions within 30-1000MHz were found more than 20dB below limit line.



LTE Band 13 / 5MHz / QPSK								
Channel	Frequency (MHz)	ERP (dBm)	Limit (dBm)	Over Limit (dB)	S.G. Power (dBm)	TX Cable loss (dB)	TX Antenna Gain (dBi)	Polarization (H/V)
Middle	1560	-57.56	-42.15	-15.41	-60.19	1.09	5.87	H
	2340	-55.45	-13	-42.45	-57.85	1.37	5.92	H
	3120	-59.65	-13	-46.65	-63.54	1.64	7.68	H
	1560	-61.24	-42.15	-19.09	-63.87	1.09	5.87	V
	2340	-57.31	-13	-44.31	-59.71	1.37	5.92	V
	3120	-59.76	-13	-46.76	-63.65	1.64	7.68	V

Remark: Spurious emissions within 30-1000MHz were found more than 20dB below limit line.

LTE Band 13 / 10MHz / QPSK								
Channel	Frequency (MHz)	ERP (dBm)	Limit (dBm)	Over Limit (dB)	S.G. Power (dBm)	TX Cable loss (dB)	TX Antenna Gain (dBi)	Polarization (H/V)
Middle	1552	-63.80	-13	-50.80	-66.43	1.09	5.87	H
	2336	-62.18	-13	-49.18	-64.58	1.37	5.92	H
	3112	-60.03	-13	-47.03	-63.92	1.64	7.68	H
	1552	-58.59	-13	-45.59	-61.22	1.09	5.87	V
	2336	-61.02	-13	-48.02	-63.42	1.37	5.92	V
	3112	-59.59	-13	-46.59	-63.48	1.64	7.68	V

Remark: Spurious emissions within 30-1000MHz were found more than 20dB below limit line.

LTE Band 66 / 20MHz / QPSK								
Channel	Frequency (MHz)	EIRP (dBm)	Limit (dBm)	Over Limit (dB)	S.G. Power (dBm)	TX Cable loss (dB)	TX Antenna Gain (dBi)	Polarization (H/V)
Middle	3471	-59.01	-13	-46.01	-69.75	2.604	13.34	H
	5208	-37.07	-13	-24.07	-47.58	3.011	13.52	H
	6948	-56.54	-13	-43.54	-66.74	3.271	13.47	H
	3471	-58.54	-13	-45.54	-69.28	2.604	13.34	V
	5208	-38.39	-13	-25.39	-48.90	3.011	13.52	V
	6948	-56.55	-13	-43.55	-66.75	3.271	13.47	V

Remark: Spurious emissions within 30-1000MHz were found more than 20dB below limit line.



CA_5B / 10MHz + 10MHz / QPSK								
Channel	Frequency (MHz)	ERP (dBm)	Limit (dBm)	Over Limit (dB)	S.G. Power (dBm)	TX Cable loss (dB)	TX Antenna Gain (dBi)	Polarization (H/V)
Middle	1654	-67.46	-13	-54.46	-74.43	1.58	10.70	H
	2482	-63.72	-13	-50.72	-71.97	2.102	12.50	H
	3306	-62.58	-13	-49.58	-71.47	2.856	13.90	H
	1654	-66.54	-13	-53.54	-73.51	1.58	10.70	V
	2482	-62.00	-13	-49.00	-70.25	2.10	12.50	V
	3306	-62.82	-13	-49.82	-71.71	2.86	13.90	V

Remark: Spurious emissions within 30-1000MHz were found more than 20dB below limit line.

CA_66B / 10MHz + 10MHz / QPSK								
Channel	Frequency (MHz)	EIRP (dBm)	Limit (dBm)	Over Limit (dB)	S.G. Power (dBm)	TX Cable loss (dB)	TX Antenna Gain (dBi)	Polarization (H/V)
Middle	3492	-60.50	-13	-47.50	-71.24	2.604	13.34	H
	5238	-58.32	-13	-45.32	-68.83	3.011	13.52	H
	6984	-57.45	-13	-44.45	-67.65	3.271	13.47	H
	3492	-61.33	-13	-48.33	-72.07	2.604	13.34	V
	5238	-58.92	-13	-45.92	-69.43	3.011	13.52	V
	6984	-56.77	-13	-43.77	-66.97	3.271	13.47	V

Remark: Spurious emissions within 30-1000MHz were found more than 20dB below limit line.

CA_66C / 20MHz + 20MHz / QPSK								
Channel	Frequency (MHz)	EIRP (dBm)	Limit (dBm)	Over Limit (dB)	S.G. Power (dBm)	TX Cable loss (dB)	TX Antenna Gain (dBi)	Polarization (H/V)
Middle	3471	-60.98	-13	-47.98	-71.72	2.604	13.34	H
	5208	-58.99	-13	-45.99	-69.50	3.011	13.52	H
	6948	-57.23	-13	-44.23	-67.43	3.271	13.47	H
	3471	-61.46	-13	-48.46	-72.20	2.604	13.34	V
	5208	-58.76	-13	-45.76	-69.27	3.011	13.52	V
	6948	-57.60	-13	-44.60	-67.80	3.271	13.47	V

Remark: Spurious emissions within 30-1000MHz were found more than 20dB below limit line.