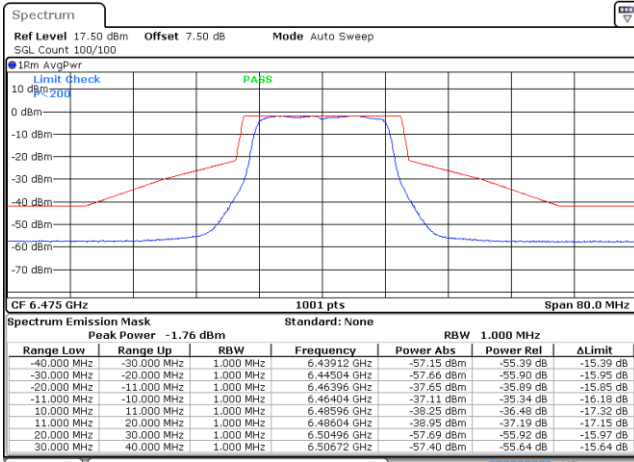


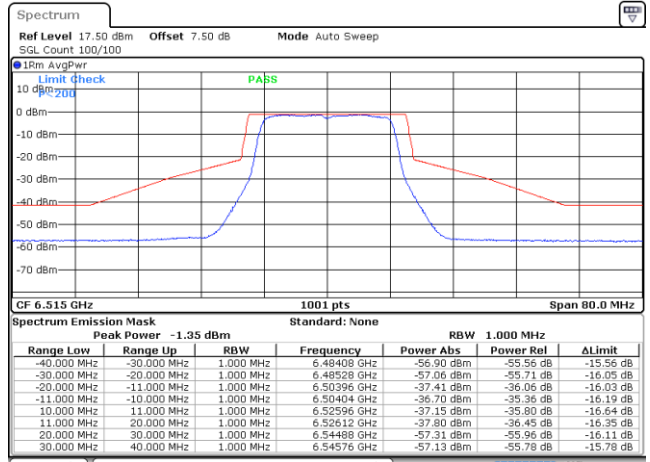


Plot on Channel 6475MHz



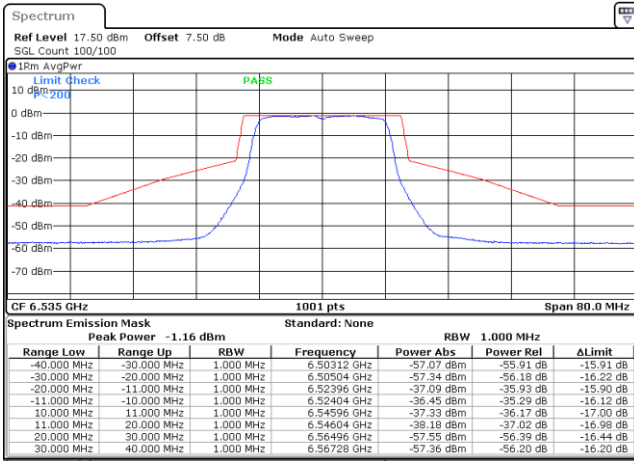
Date: 4 NOV 2021 04:13:31

Plot on Channel 6515MHz



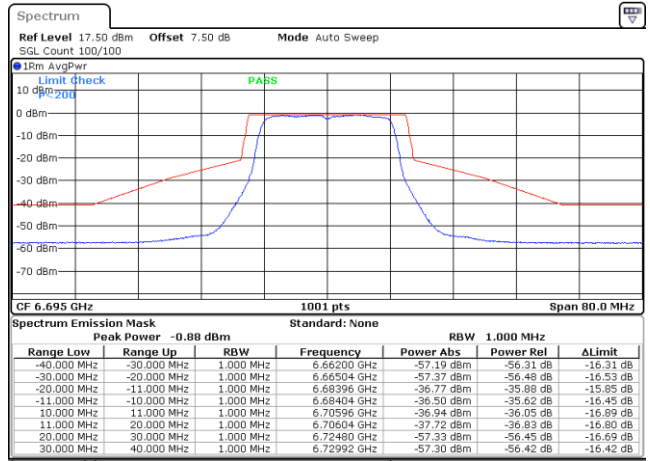
Date: 4 NOV 2021 04:15:13

Plot on Channel 6535MHz



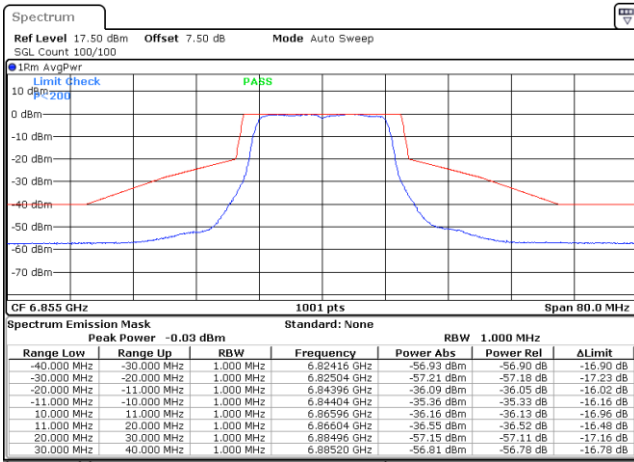
Date: 4 NOV 2021 04:16:36

Plot on Channel 6695MHz



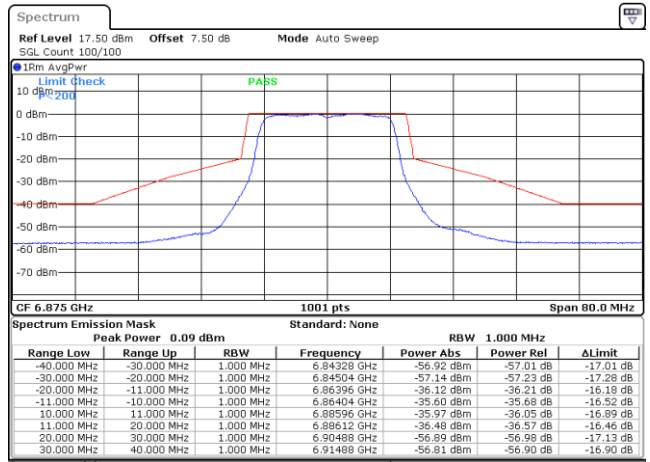
Date: 4 NOV 2021 04:18:32

Plot on Channel 6855MHz



Date: 4 NOV 2021 04:20:21

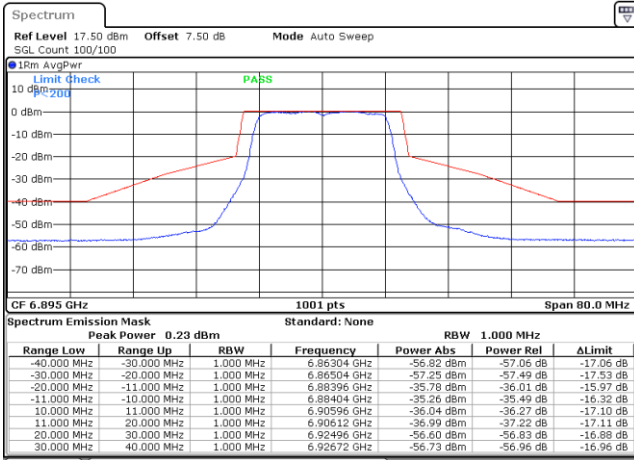
Plot on Channel 6875MHz



Date: 4 NOV 2021 04:22:06

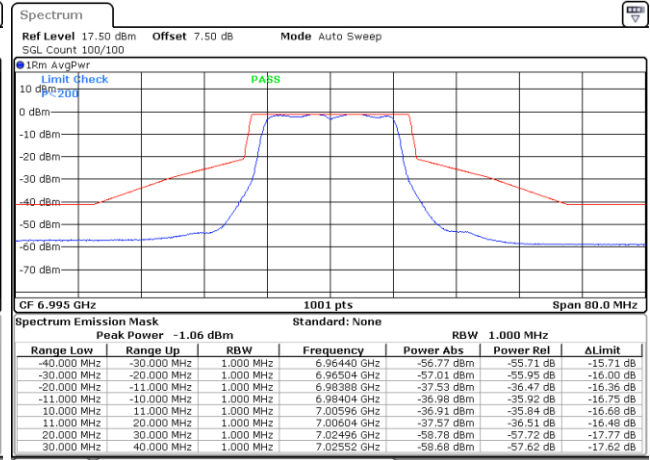


Plot on Channel 6895MHz



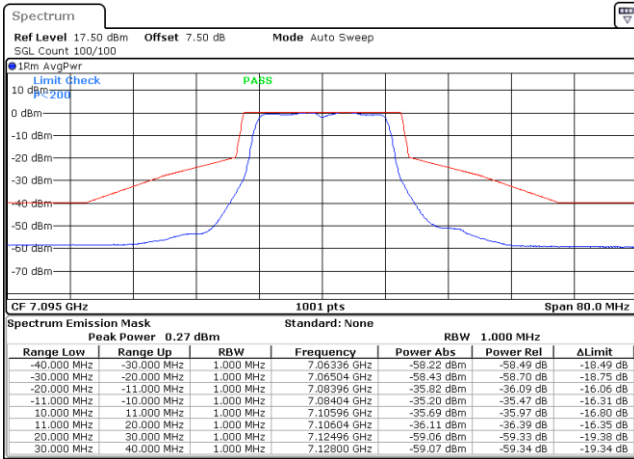
Date: 4 NOV 2021 04:24:28

Plot on Channel 6995MHz



Date: 4 NOV 2021 04:26:12

Plot on Channel 7095MHz

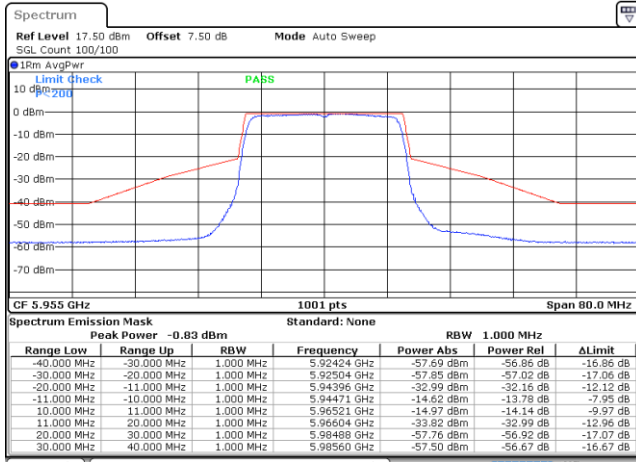


Date: 4 NOV 2021 04:28:25



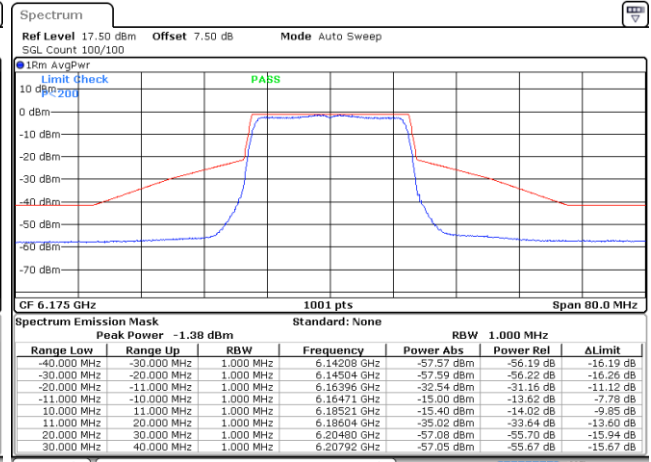
EUT Mode : 802.11ax HE20

Plot on Channel 5955MHz



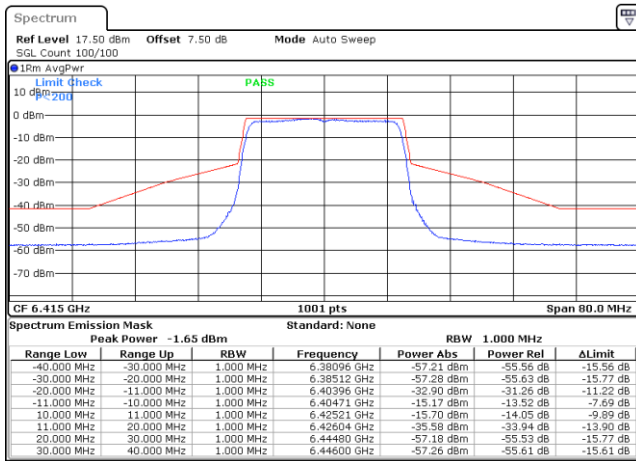
Date: 4 NOV 2021 05:15:02

Plot on Channel 6175MHz



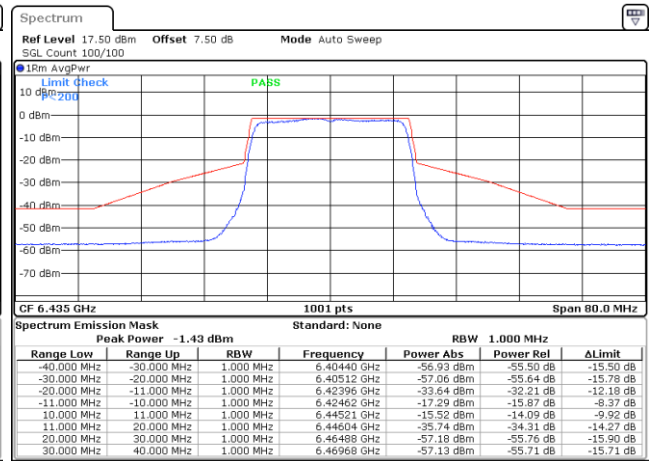
Date: 4 NOV 2021 05:16:47

Plot on Channel 6415MHz



Date: 4 NOV 2021 05:18:05

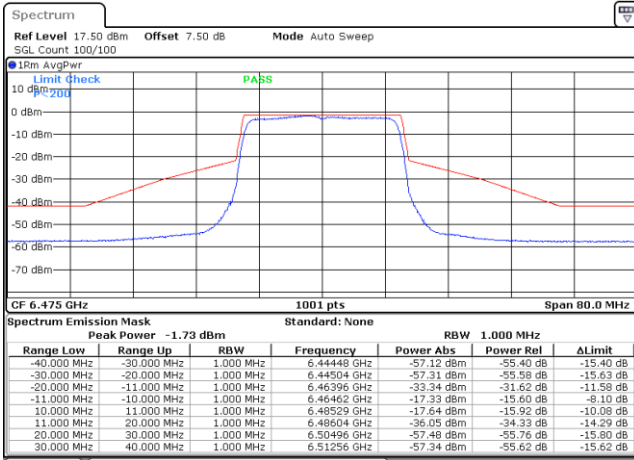
Plot on Channel 6435MHz



Date: 4 NOV 2021 05:19:59

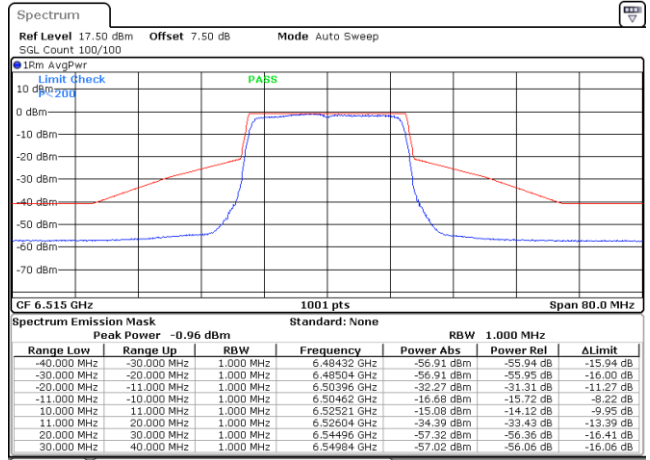


Plot on Channel 6475MHz



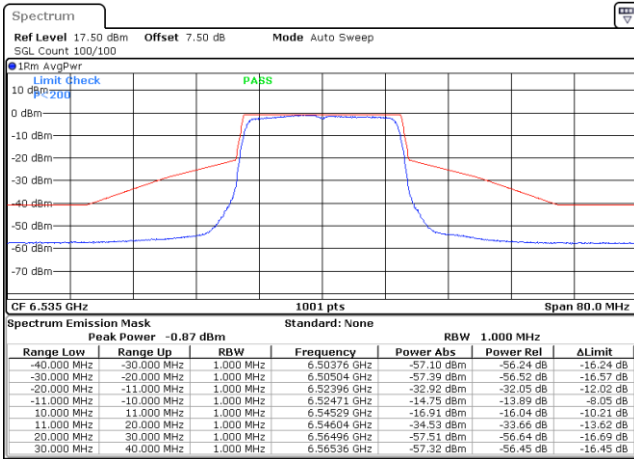
Date: 4 NOV 2021 05:21:43

Plot on Channel 6515MHz



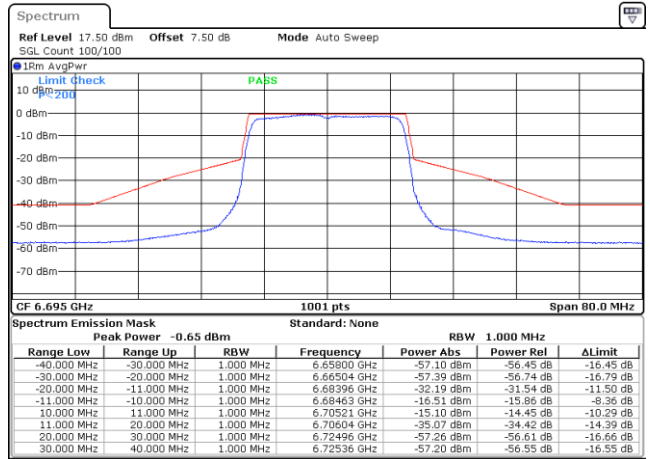
Date: 4 NOV 2021 05:24:27

Plot on Channel 6535MHz



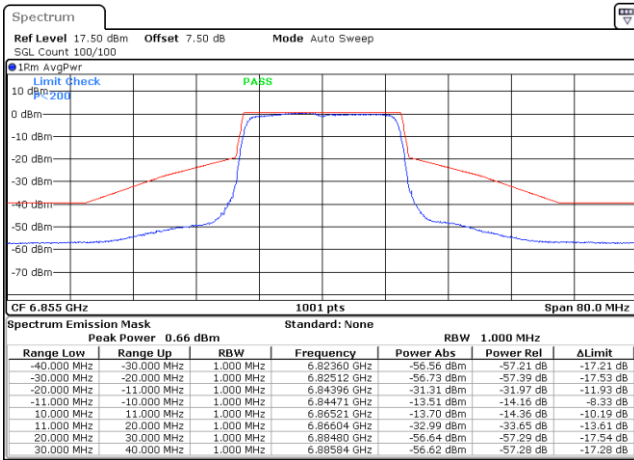
Date: 4 NOV 2021 05:26:41

Plot on Channel 6695MHz



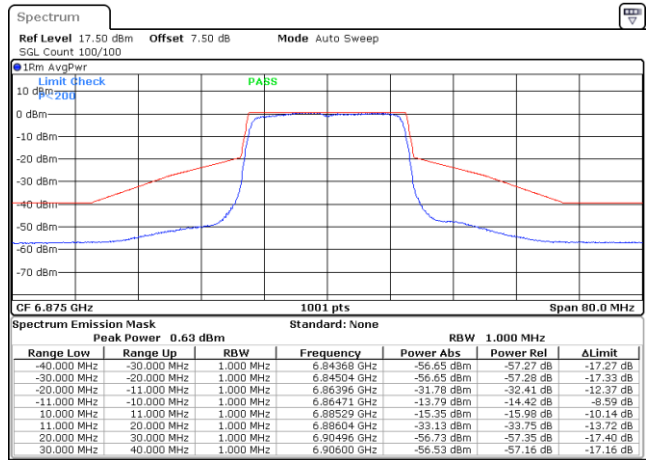
Date: 4 NOV 2021 05:29:26

Plot on Channel 6855MHz



Date: 4 NOV 2021 05:30:52

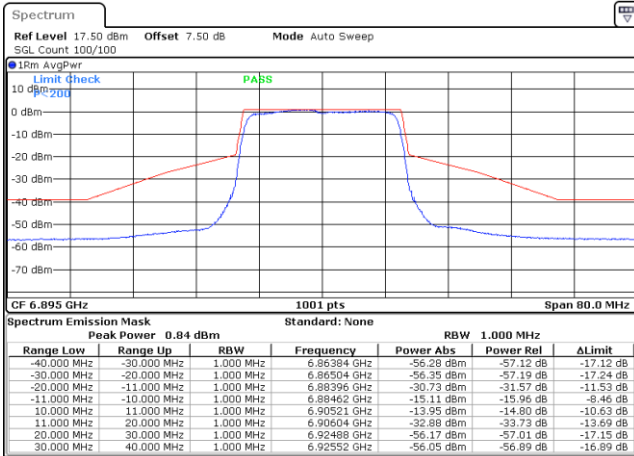
Plot on Channel 6875MHz



Date: 4 NOV 2021 05:32:17

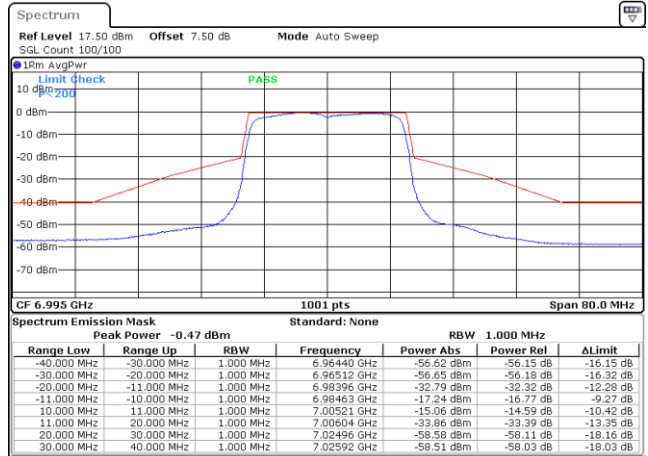


Plot on Channel 6895MHz



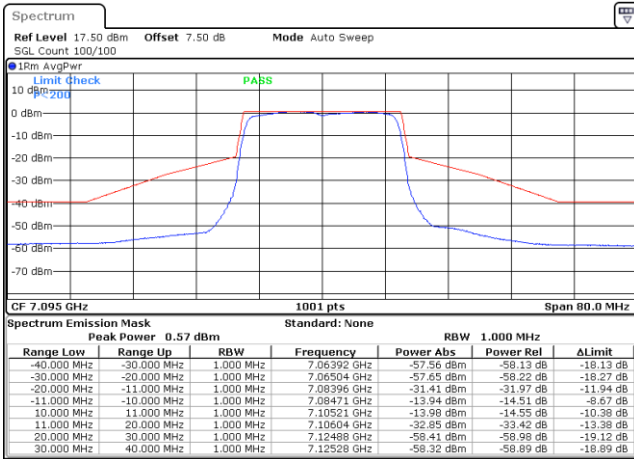
Date: 4 NOV 2021 05:34:07

Plot on Channel 6995MHz



Date: 4 NOV 2021 05:35:33

Plot on Channel 7095MHz

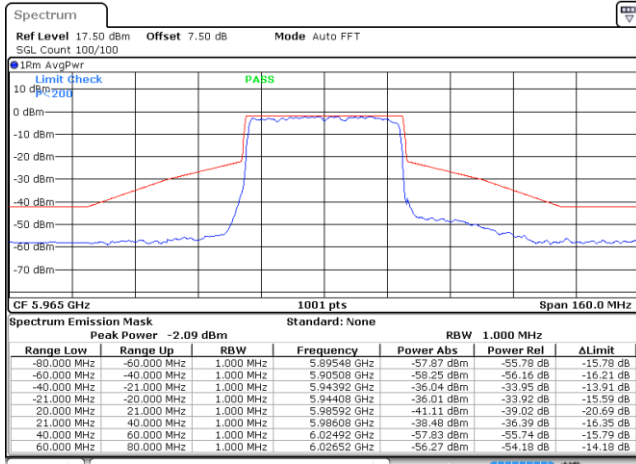


Date: 4 NOV 2021 05:37:50



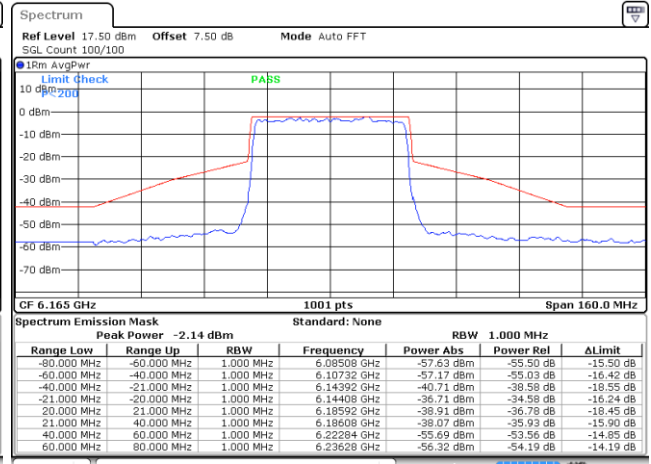
EUT Mode : 802.11ax HE40

Plot on Channel 5965MHz



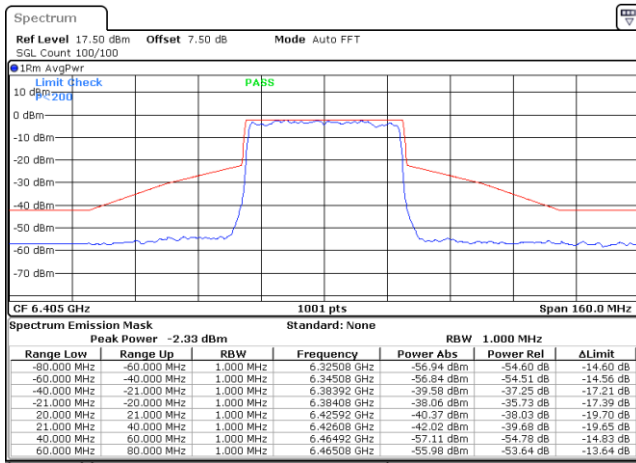
Date: 4 NOV 2021 06:24:11

Plot on Channel 6165MHz



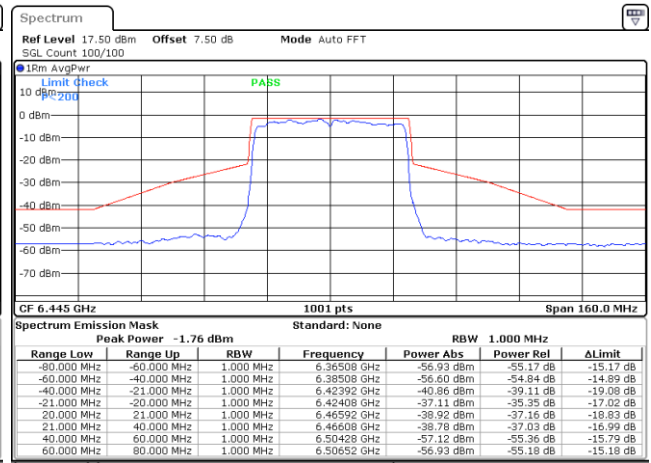
Date: 4 NOV 2021 06:25:39

Plot on Channel 6405MHz



Date: 4 NOV 2021 06:26:58

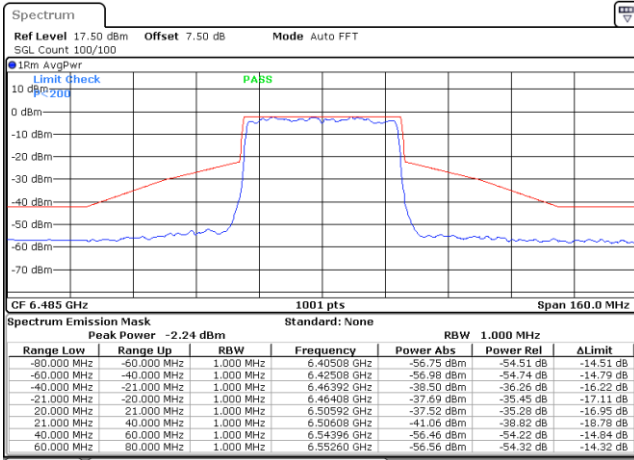
Plot on Channel 6445MHz



Date: 4 NOV 2021 06:28:36

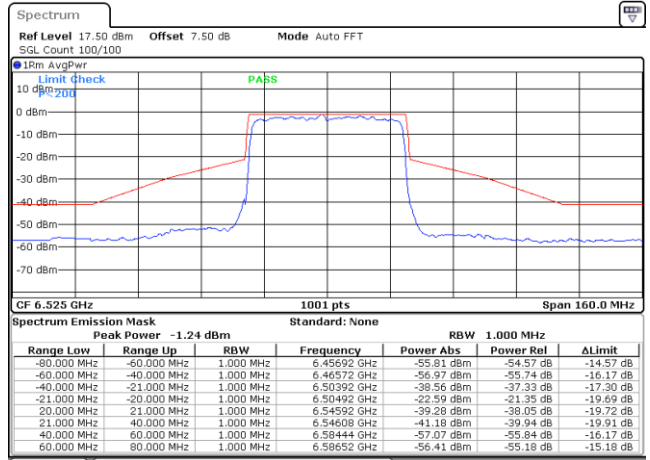


Plot on Channel 6485MHz



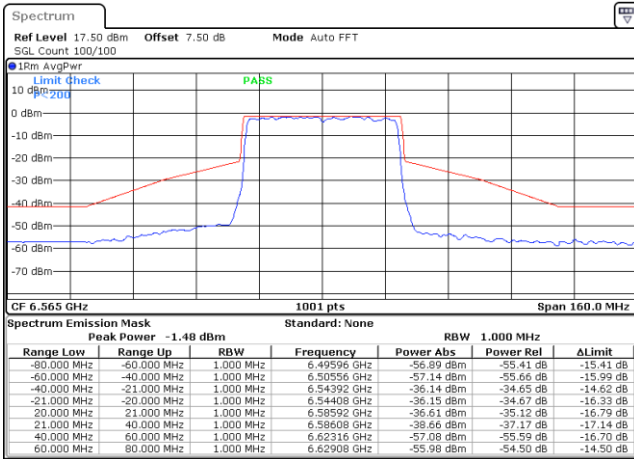
Date: 4 NOV 2021 06:30:21

Plot on Channel 6525MHz



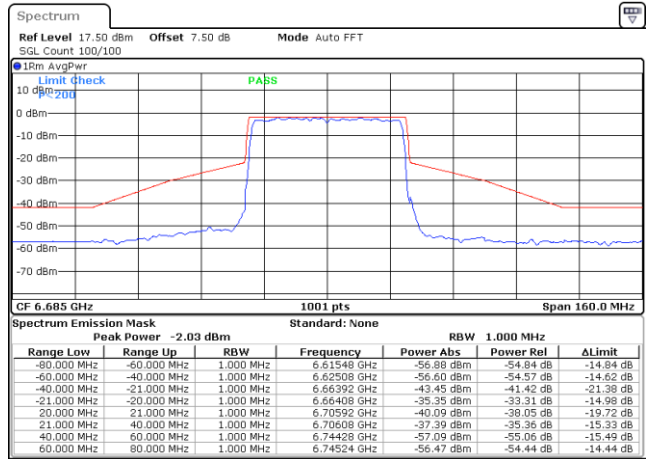
Date: 4 NOV 2021 06:31:53

Plot on Channel 6565MHz



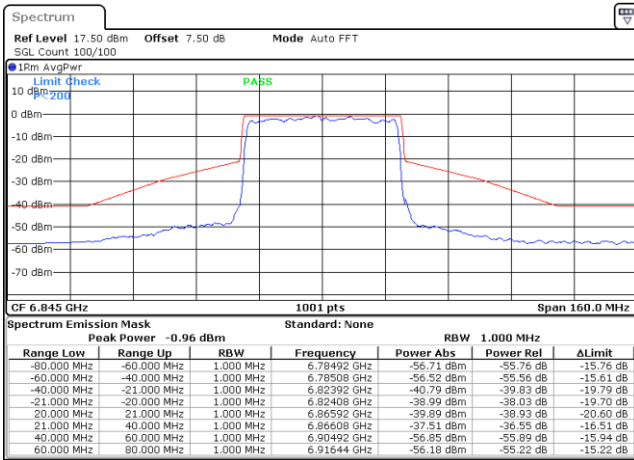
Date: 4 NOV 2021 06:34:10

Plot on Channel 6685MHz



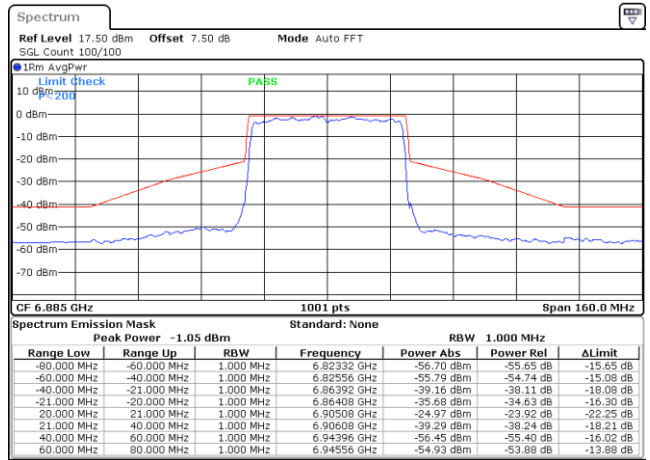
Date: 4 NOV 2021 06:36:08

Plot on Channel 6845MHz



Date: 4 NOV 2021 06:38:37

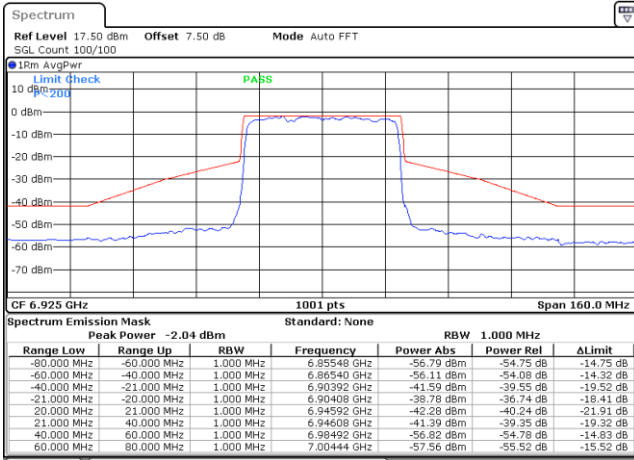
Plot on Channel 6885MHz



Date: 4 NOV 2021 06:41:11

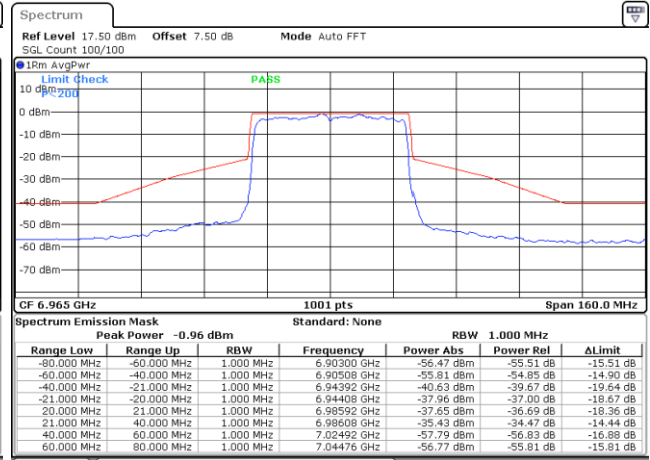


Plot on Channel 6925MHz



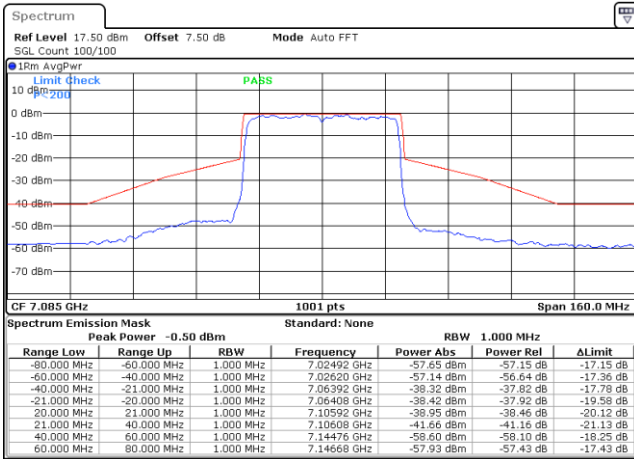
Date: 4 NOV.2021 06:42:31

Plot on Channel 6965MHz



Date: 4 NOV.2021 06:45:02

Plot on Channel 7085MHz

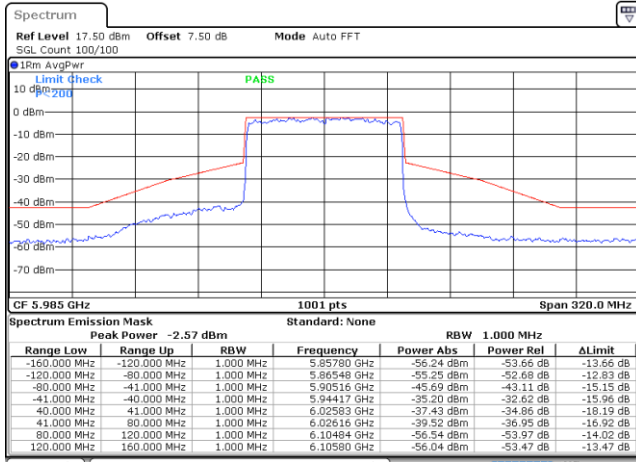


Date: 4 NOV.2021 06:46:34



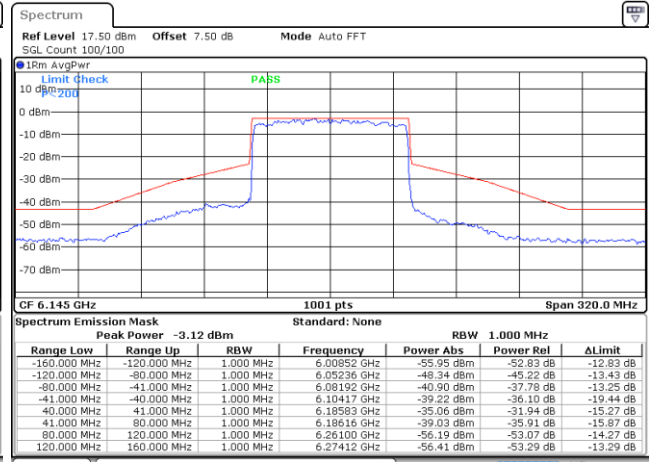
EUT Mode : 802.11ax HE80

Plot on Channel 5985MHz



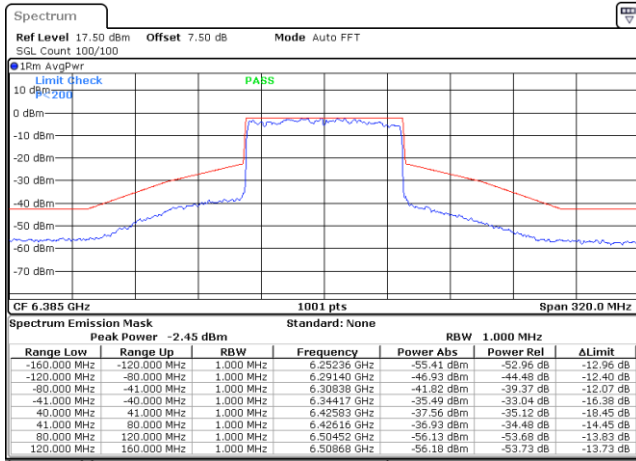
Date: 4 NOV 2021 09:31:04

Plot on Channel 6145MHz



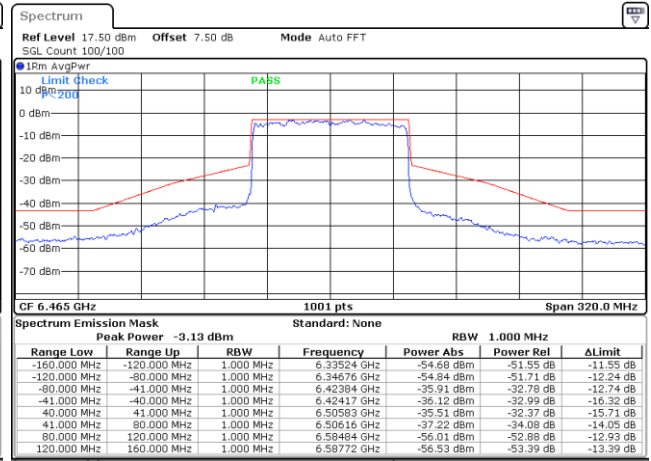
Date: 4 NOV 2021 09:32:53

Plot on Channel 6385MHz



Date: 4 NOV 2021 09:38:29

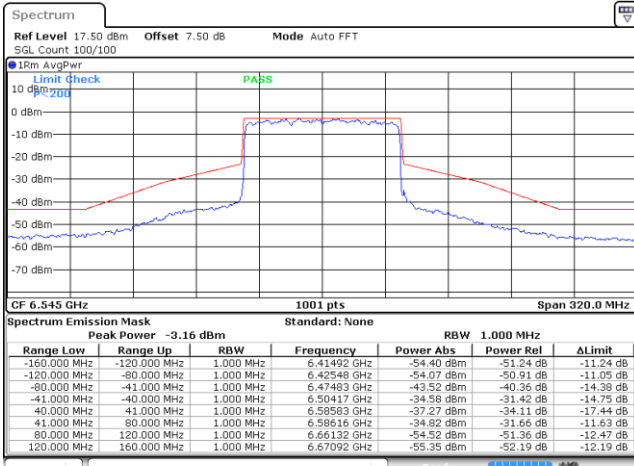
Plot on Channel 6465MHz



Date: 4 NOV 2021 09:43:58

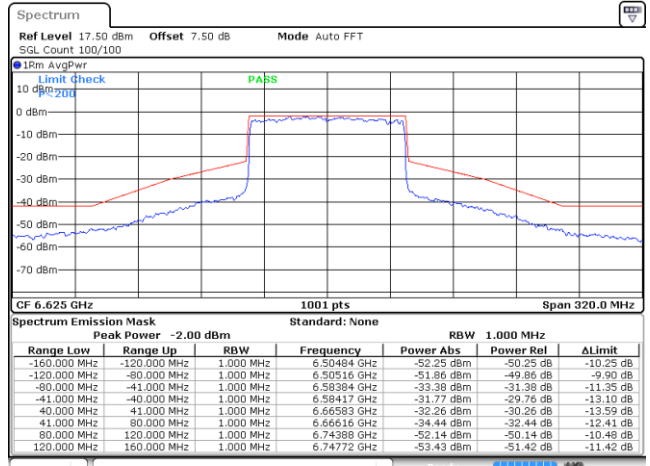


Plot on Channel 6545MHz



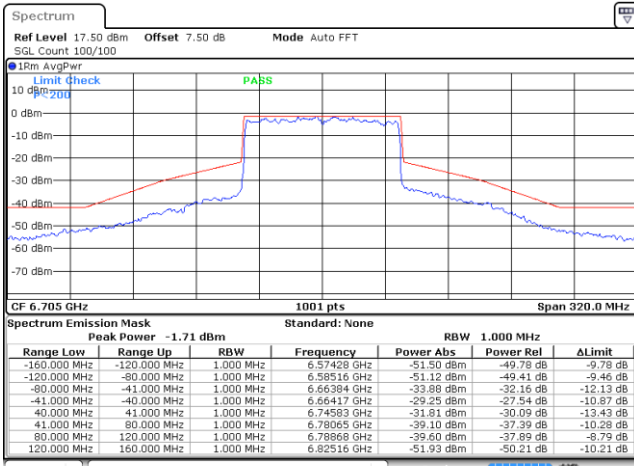
Date: 4 NOV 2021 09:49:12

Plot on Channel 6625MHz



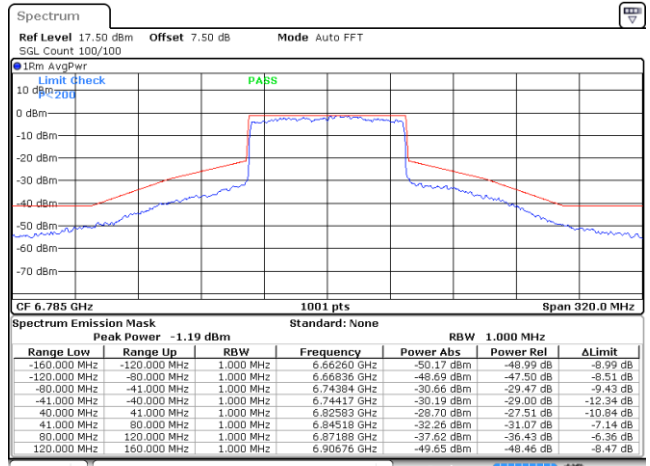
Date: 4 NOV 2021 09:50:30

Plot on Channel 6705MHz



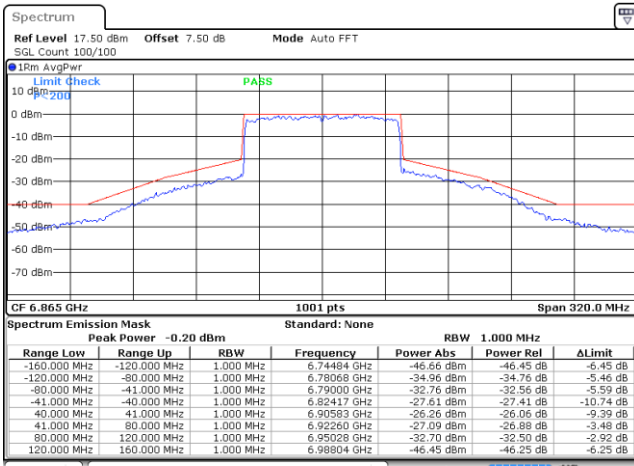
Date: 4 NOV 2021 09:56:03

Plot on Channel 6785MHz



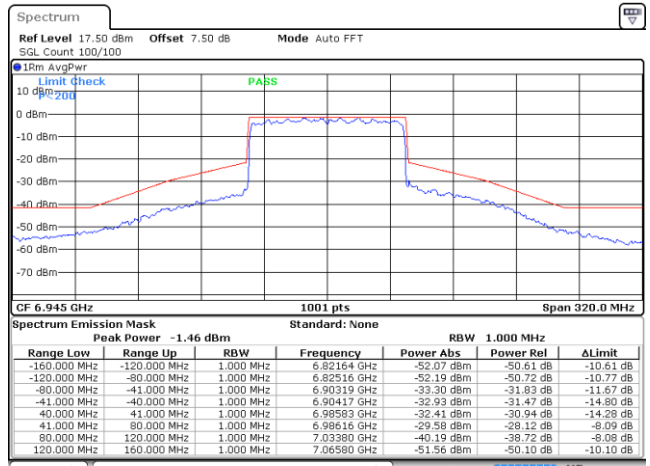
Date: 4 NOV 2021 09:57:51

Plot on Channel 6865MHz



Date: 4 NOV 2021 10:03:32

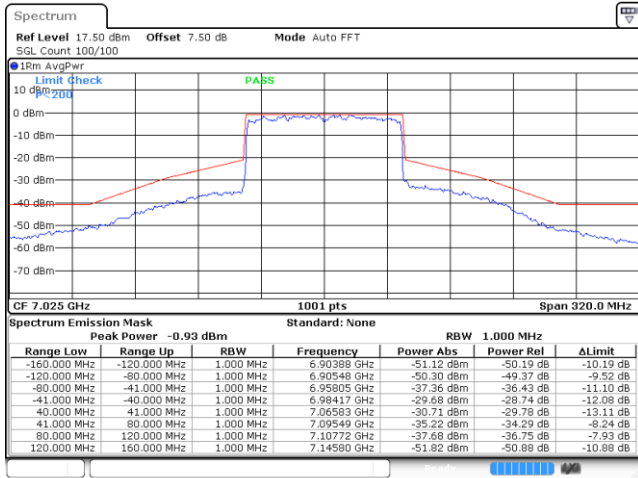
Plot on Channel 6945MHz



Date: 4 NOV 2021 10:05:28



Plot on Channel 7025MHz

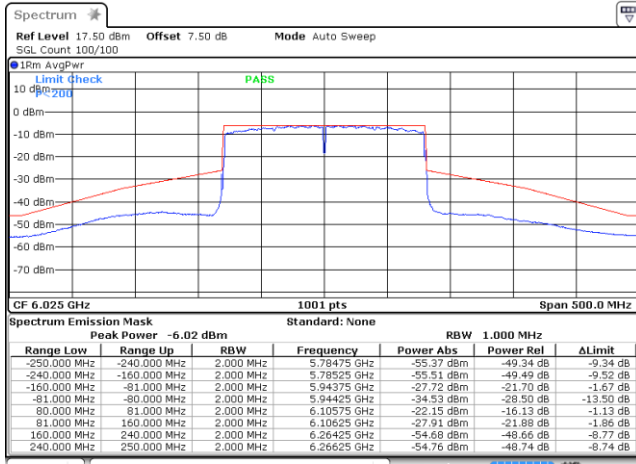


Date: 4 NOV.2021 10:13:34



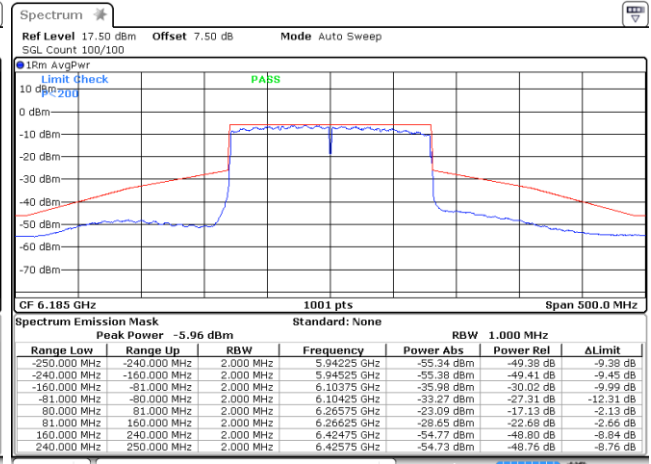
EUT Mode : 802.11ax HE160

Plot on Channel 6025MHz



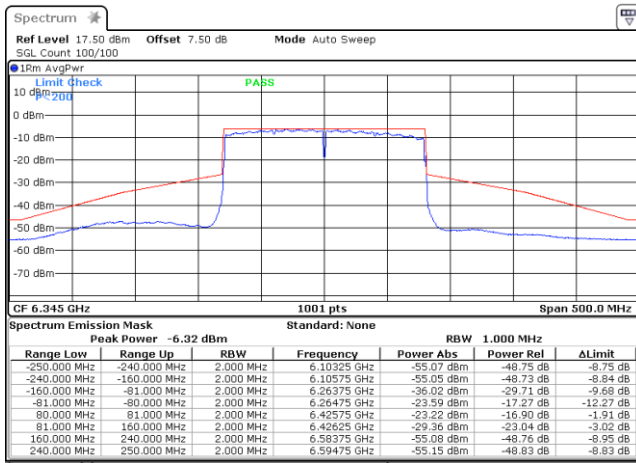
Date: 4 NOV 2021 11:26:49

Plot on Channel 6185MHz



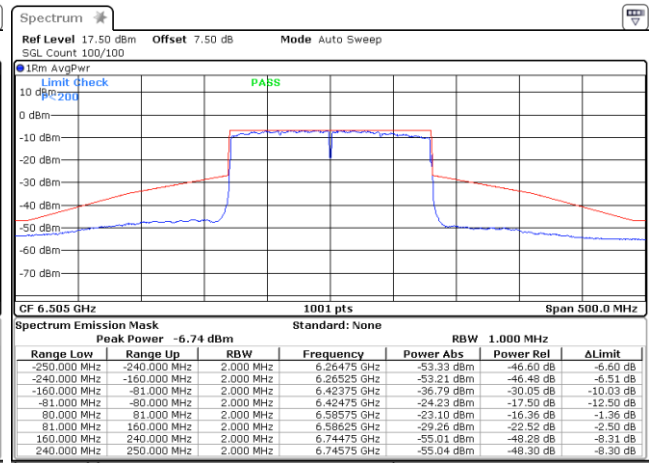
Date: 4 NOV 2021 10:41:27

Plot on Channel 6345MHz



Date: 4 NOV 2021 10:46:41

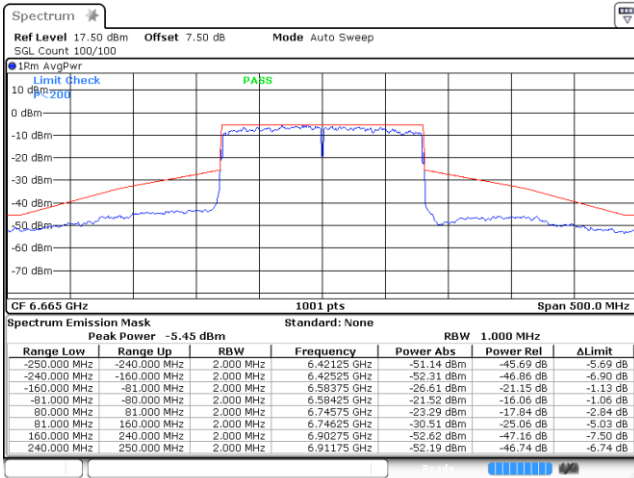
Plot on Channel 6505MHz



Date: 4 NOV 2021 10:58:34

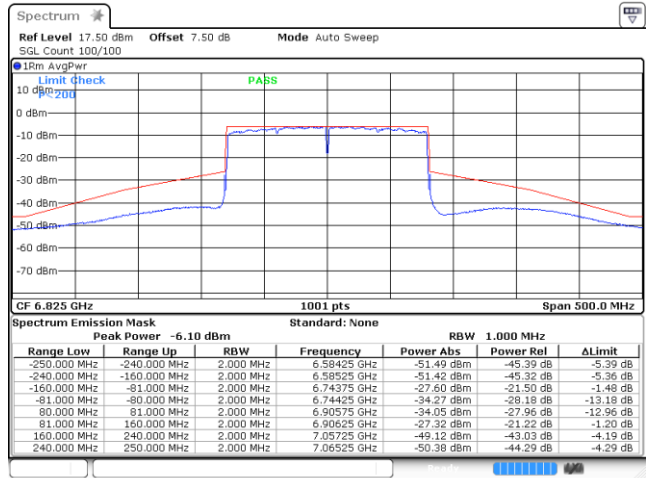


Plot on Channel 6665MHz



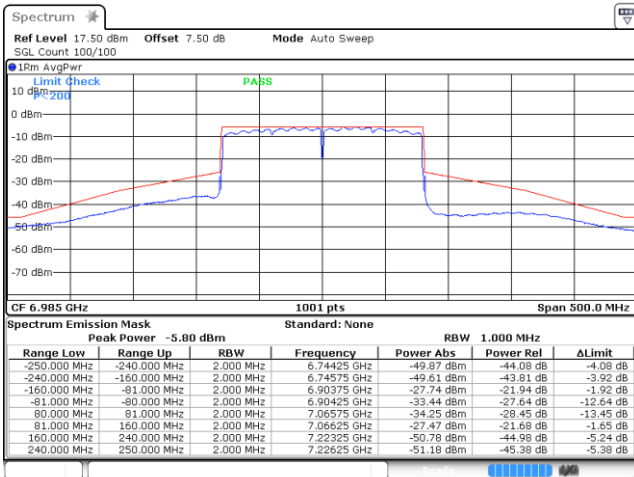
Date: 4 NOV 2021 11:01:59

Plot on Channel 6825MHz



Date: 4 NOV 2021 12:16:23

Plot on Channel 6985MHz



Date: 4 NOV 2021 11:45:02

3.5 Contention Based Protocol

3.5.1 Limit of Contention Based Protocol

<FCC 14-30 CFR 15.407>

(d)(6) Indoor access points, subordinate devices and client devices operating in the 5.925-7.125 GHz band must employ a contention-based protocol.

FCC KDB 987594 D02 U-NII 6GHz EMC Measurement v01

Unlicensed low-power indoor devices must detect co-channel radio frequency power that is at least -62 dBm or lower. Upon detection of energy in the band, unlicensed low power indoor devices must vacate the channel and stay off the channel as long as detected radio frequency power is equal to or greater than the threshold (-62 dBm). The -62 dBm (or lower) threshold is referenced to a 0 dBi antenna gain. To ensure incumbent operations are reliably detected in the band, low power indoor devices must detect RF energy throughout their intended operating channel. For example, an 802.11 device that plans to transmit a 40 MHz- wide signal (on a primary 20 MHz channel and a secondary 20 MHz channel) must detect energy throughout the entire 40 MHz channel. Additionally, low-power indoor devices must detect co-channel energy with 90% or greater certainty.

Table 1. Criteria to determine number of times detection threshold test may be performed

If	Number of Tests	Placement of Incumbent Transmission
$BW_{EUT} \leq BW_{Inc}$	Once	Tune incumbent and EUT transmissions ($f_{c1} = f_{c2}$)
$BW_{Inc} < BW_{EUT} \leq 2BW_{Inc}$	Once	Incumbent transmission is contained within BW_{EUT}
$2BW_{Inc} < BW_{EUT} \leq 4BW_{Inc}$	Twice. Incumbent transmission is contained within BW_{EUT}	Incumbent transmission is located as closely as possible to the lower edge and upper edge, respectively, of the EUT channel
$BW_{EUT} > 4BW_{Inc}$	Three times	Incumbent transmission is located as closely as possible to the lower edge of the EUT channel, in the middle of EUT channel, and as closely as possible to the upper edge of the EUT channel

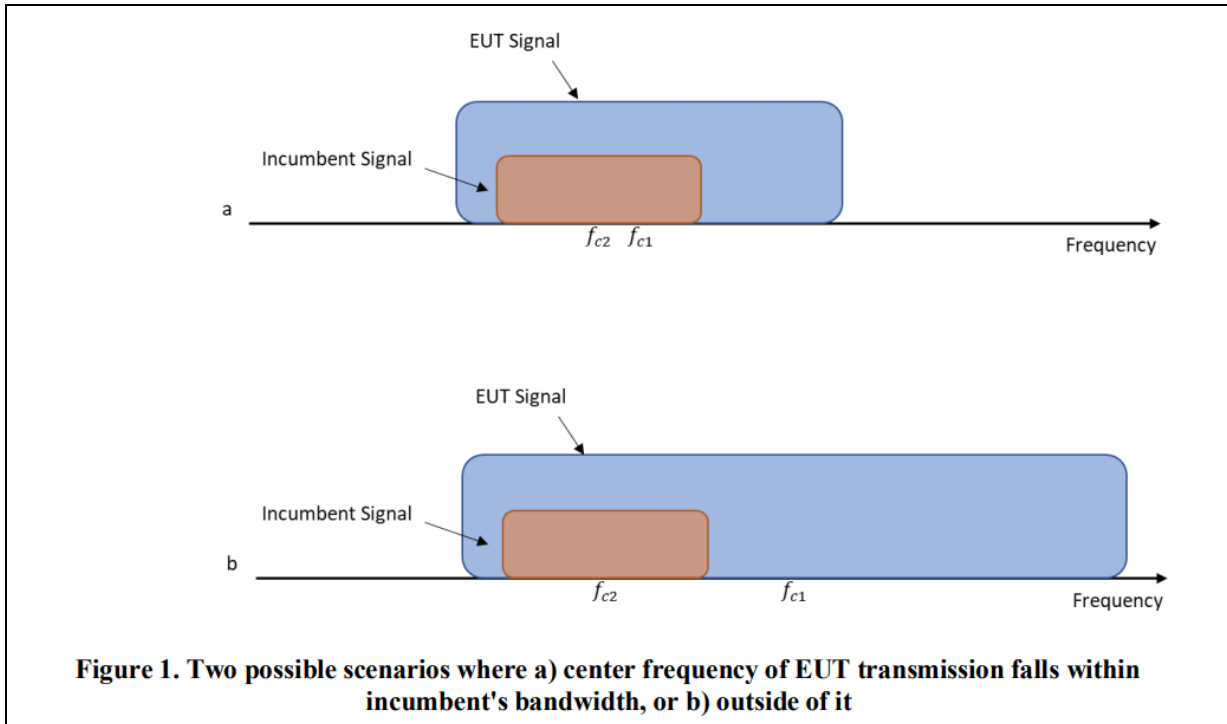
where:

BW_{EUT} : Transmission bandwidth of EUT signal

BW_{Inc} : Transmission bandwidth of the simulated incumbent signal (10 MHz wide AWGN signal)

f_{c1} : Center frequency of EUT transmission

f_{c2} : Center frequency of simulated incumbent signal



3.5.2 Measuring Instruments

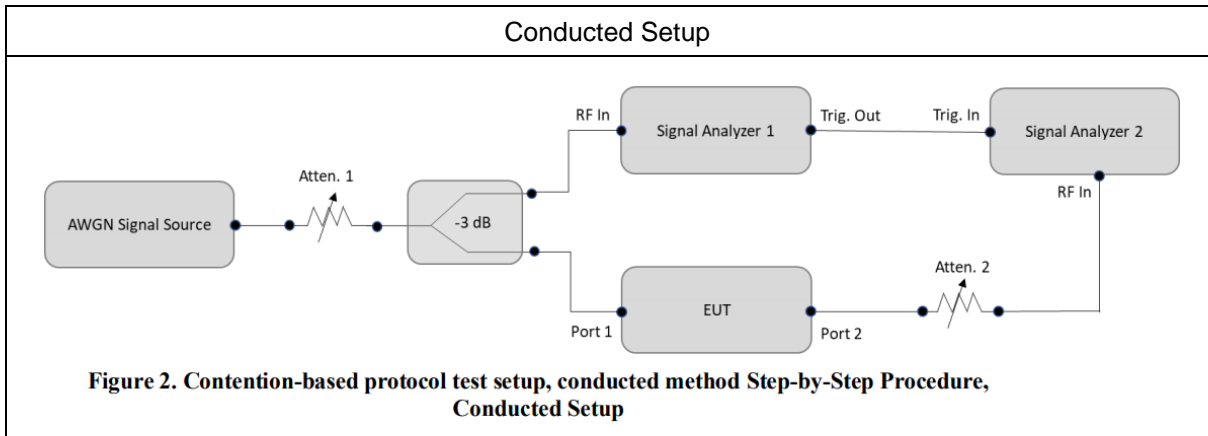
See list of measuring equipment of this test report.

3.5.3 Test Procedures

Refer to KDB 987594 D02 v01v01.

1. To ensure EUT reliably detects an incumbent signal in both scenarios shown in Figure 1, the detection threshold test may be repeated more than once with the incumbent signal (having center frequency f_{c2}) tuned to different center frequencies within the UT transmission bandwidth. The criteria specified in Table 1 determines how many times the detection threshold test must be performed
2. Using an AWGN signal source, generate (but do not transmit, i.e., RF OFF) a 10 MHz-wide AWGN signal. Use Table 1 to determine the center frequency of the 10 MHz AWGN signal relative to the EUT's channel bandwidth and center frequency.
3. Monitor the signal analyzer to verify if the AWGN signal has been detected and the EUT has ceased transmission. If the EUT continues to transmit, then incrementally increase the AWGN signal power level until the EUT stops transmitting.
4. (Including all losses in the RF paths) Determine and record the AWGN signal power level (at the EUT's antenna port) at which the EUT ceased transmission. Repeat the procedure at least 10 times to verify the EUT can detect an AWGN signal with 90% (or better) level of certainty.
5. Refer to Table 1 to determine number of times the detection threshold testing needs to be repeated. If testing is required more than once, then go back to step 2, choose a different center frequency for the AWGN signal and repeat the process.

3.5.4 Test Setup



3.5.5 Support Unit used in test configuration and system

Instrument	Brand Name	Model No.	Characteristics
WLAN AP	ASUS	GT-AXE11000	Dual Band AP
Notebook	Acer	N15C1	LAN



3.5.6 Test Summary of Contention Based Protocol Test

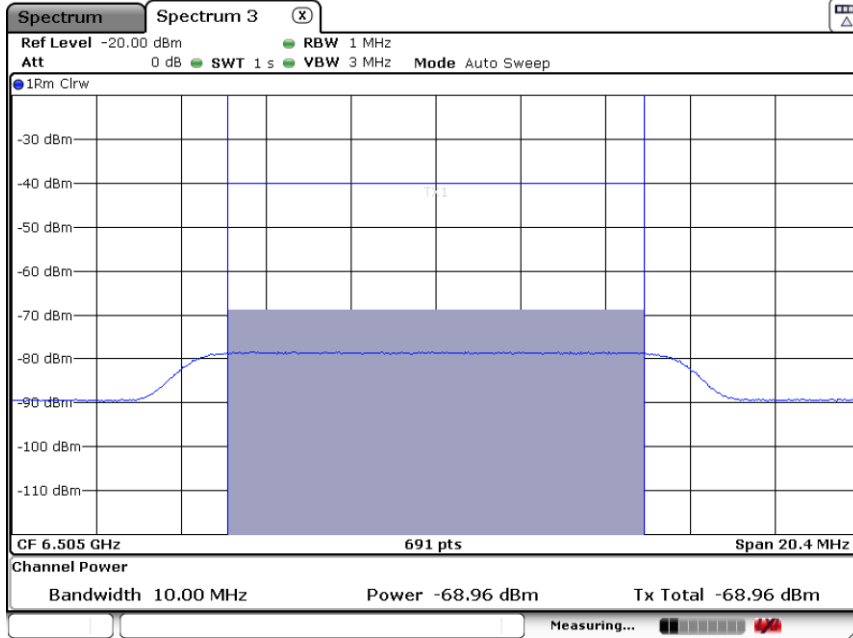
Band	Channel Freq. (MHz)	Channel BW (MHz)	Incumbent freq. (MHz)	Measured Detection level (dBm)	Number of AWGN Detected times (10 times)	Detection Rate (%)	Regulated Threshold level (dBm)	Margin (dB)
UNII Band 5	6135	20	6135	-73.90	10	100	-68.15	5.75
			6110	-72.63	10	100	-68.15	4.48
	6185	160	6185	-69.29	10	100	-68.15	1.14
			6260	-72.11	10	100	-68.15	3.96
UNII Band 6	6455	20	6455	-72.97	10	100	-68.36	4.61
			6430	-69.40	10	100	-68.36	1.04
	6505	160	6505	-68.96	10	100	-68.36	0.60
			6580	-70.11	10	100	-68.36	1.75
UNII Band 7	6695	20	6695	-74.32	10	100	-68.29	6.03
			6590	-70.41	10	100	-68.29	2.12
	6665	160	6665	-69.74	10	100	-68.29	1.45
			6740	-70.73	10	100	-68.29	2.44
UNII Band 8	7015	20	7015	-73.07	10	100	-68.45	4.62
			6910	-69.97	10	100	-68.45	1.52
	6985	160	6985	-69.85	10	100	-68.45	1.40
			7060	-70.08	10	100	-68.45	1.63

Note: Threshold Level (TL) = -62dBm + minimum antenna gain

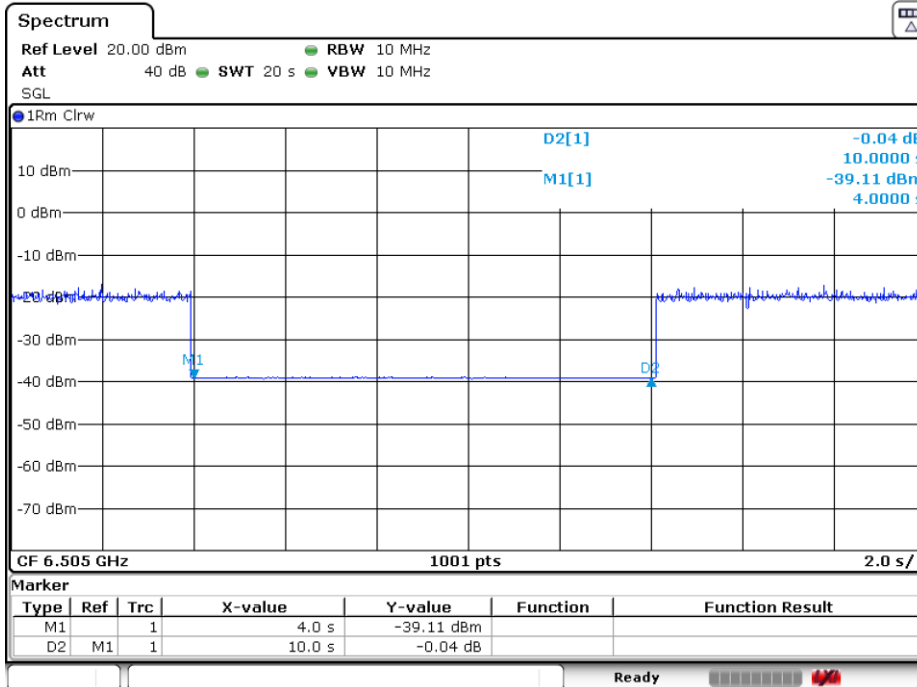


3.5.7 Worst Case Plots of Contention Based Protocol

802.11ax (HE160) / 6505MHz
Threshold Level (TL) = -68.96dBm/MHz



802.11ax (HE160) / 6505MHz
Test result is pass due to no transmission occur.



Remark: M1: Injection of AWGN signal, D2: Removal of AWGN signal

3.6 Unwanted Emissions Measurement

This section is to measure unwanted emissions through radiated measurement for band edge spurious emissions and out of band emissions measurement.

3.6.1 Limit of Unwanted Emissions

- (1) For transmitters operating within the 5.925-7.125 GHz band: Any emissions outside of the 5.925-7.125 GHz band must not exceed an e.i.r.p. of -27 dBm/MHz.

EIRP (dBm)	Field Strength at 3m (dBμV/m)
- 27 (RMS)	68.3
- 7 (Peak)	88.3

According 987594 D02 U-NII 6GHz EMC Measurement v01 section G:

Unwanted emissions outside of restricted bands are measured with a RMS detector.

In addition, 15.35(b) applies where the peak emissions must be limited to no more than 20 dB above the average limit

- (2) Unwanted spurious emissions fallen in restricted bands shall comply with the general field strength limits as below table:

Frequency (MHz)	Field Strength (microvolts/meter)	Measurement Distance (meters)
0.009 – 0.490	2400/F(kHz)	300
0.490 – 1.705	24000/F(kHz)	30
1.705 – 30.0	30	30
30 – 88	100	3
88 – 216	150	3
216 - 960	200	3
Above 960	500	3

Note: The following formula is used to convert the EIRP to field strength.

$$E = \frac{1000000\sqrt{30P}}{3} \mu\text{V/m, where P is the eirp (Watts)}$$

3.6.2 Measuring Instruments

See list of measuring equipment of this test report.

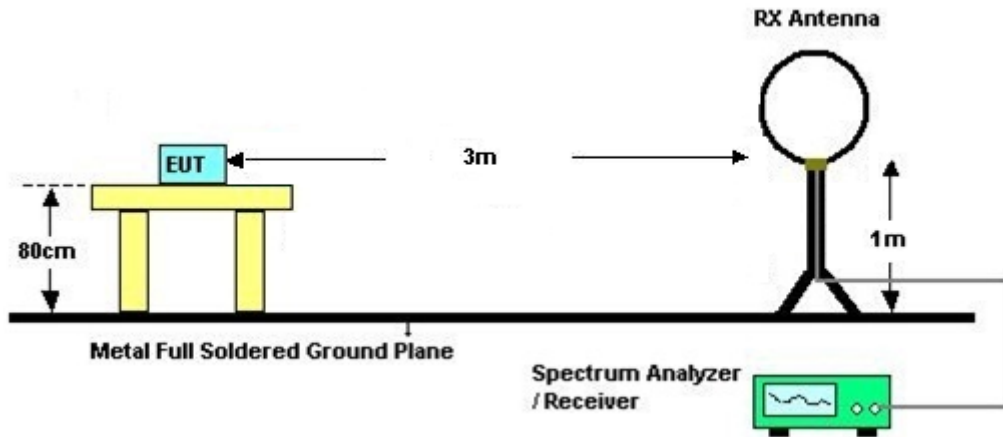


3.6.3 Test Procedures

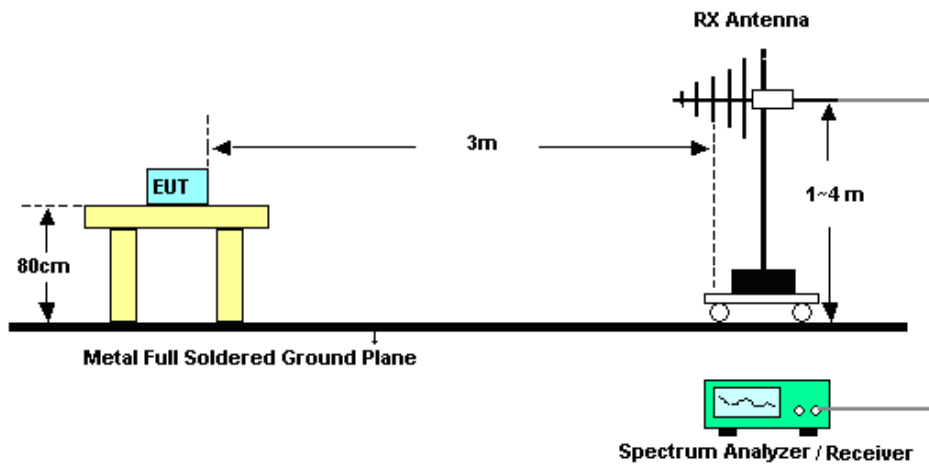
1. The testing follows FCC KDB 789033 D02 General UNII Test Procedures New Rules v02r01. Section G) Unwanted emissions measurement.
 - (1) Procedure for Unwanted Emissions Measurements Below 1000MHz
 - RBW = 120 kHz
 - VBW = 300 kHz
 - Detector = Peak
 - Trace mode = max hold
 - (2) Procedure for Peak Unwanted Emissions Measurements Above 1000 MHz
 - RBW = 1 MHz
 - VBW \geq 3 MHz
 - Detector = Peak
 - Sweep time = auto
 - Trace mode = max hold
 - (3) Procedures for Average Unwanted Emissions Measurements Above 1000MHz
 - RBW = 1 MHz
 - VBW = 10 Hz, when duty cycle is no less than 98 percent.
 - VBW \geq 1/T, when duty cycle is less than 98 percent where T is the minimum transmission duration over which the transmitter is on and is transmitting at its maximum power control level for the tested mode of operation.
2. The EUT was placed on a turntable with 0.8 meter for frequency below 1GHz and 1.5 meter for frequency above 1GHz respectively above ground.
3. The EUT was set 3 meters from the interference receiving antenna which was mounted on the top of a variable height antenna tower.
4. The antenna is a broadband antenna and its height is adjusted between one meter and four meters above ground to find the maximum value of the field strength for both horizontal polarization and vertical polarization of the antenna.
5. For each suspected emission, the EUT was arranged to its worst case and then adjust the antenna tower (from 1 m to 4 m) and turntable (from 0 degree to 360 degrees) to find the maximum reading.
6. For testing below 1GHz, if the emission level of the EUT in peak mode was 3 dB lower than the limit specified, then peak values of EUT will be reported, otherwise, the emissions will be repeated one by one using the CISPR quasi-peak method and reported.
7. For testing above 1GHz, the emission level of the EUT in peak mode was 20dB lower than average limit (that means the emission level in average mode also complies with the limit in average mode), then peak values of EUT will be reported, otherwise, the emissions will be measured in average mode again and reported.

3.6.4 Test Setup

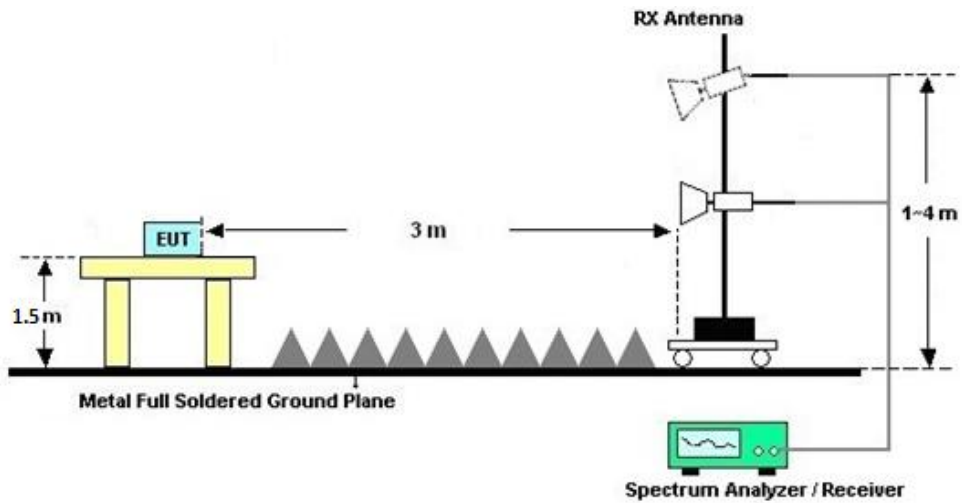
For radiated emissions below 30MHz



For radiated emissions from 30MHz to 1GHz



For radiated emissions above 1GHz



3.6.5 Test Results of Radiated Spurious Emissions (9 kHz ~ 30 MHz)

The low frequency, which started from 9 kHz to 30MHz, was pre-scanned and the result which was 20dB lower than the limit line was not reported.

There is adequate comparison measurement of both open-field test site and alternative test site - semi-Anechoic chamber according to 414788 D01 Radiated Test Site v01r01, and the result came out very similar.

3.6.6 Test Result of Radiated Spurious at Band Edges

Please refer to Appendix C

3.6.7 Duty Cycle

Please refer to Appendix D.

3.6.8 Test Result of Radiated Spurious Emissions (30MHz ~ 10th Harmonic)

Please refer to Appendix C.

3.7 AC Conducted Emission Measurement

3.7.1 Limit of AC Conducted Emission

For equipment that is designed to be connected to the public utility (AC) power line, the radio frequency voltage that is conducted back onto the AC power line on any frequency or frequencies within the band 150 kHz to 30 MHz shall not exceed the limits in the following table.

Frequency of emission (MHz)	Conducted limit (dB μ V)	
	Quasi-peak	Average
0.15-0.5	66 to 56*	56 to 46*
0.5-5	56	46
5-30	60	50

*Decreases with the logarithm of the frequency.

3.7.2 Measuring Instruments

See list of measuring equipment of this test report.

3.7.3 Test Procedures

1. The EUT was placed 0.4 meter from the conducting wall of the shielding room was kept at least 80 centimeters from any other grounded conducting surface.
2. Connect EUT to the power mains through a line impedance stabilization network (LISN).
3. All the support units are connecting to the other LISN.
4. The LISN provides 50 ohm coupling impedance for the measuring instrument.
5. The FCC states that a 50 ohm, 50 microhenry LISN should be used.
6. Both sides of AC line were checked for maximum conducted interference.
7. The frequency range from 150 kHz to 30 MHz was searched.
8. Set the test-receiver system to Peak Detect Function and specified bandwidth with Maximum Hold Mode.

3.7.4 Test Setup



3.7.5 Test Result of AC Conducted Emission

Please refer to Appendix B.

3.8 Antenna Requirements

3.8.1 Standard Applicable

§15.203: An intentional radiator shall be designed to ensure that no antenna other than that furnished by the responsible party shall be used with the device. The use of a permanently attached antenna or of an antenna that uses a unique coupling to the intentional radiator shall be considered sufficient to comply with the provisions of this section.

3.8.2 Antenna Anti-Replacement Construction

An embedded-in antenna design is used. The EUT complies with the requirement of 15.203.

3.8.3 Antenna Gain

<CDD Modes >

FCC KDB 662911 D01 Multiple Transmitter Output v02r01

For CDD transmissions, directional gain is calculated as

For power, the directional gain G_{ANT} is set equal to the antenna having the highest gain, i.e.,

Directional gain = G_{ANT MAX}(Ant.1 Gain, Ant.2 Gain,...) + Array Gain, as following table for Power, where Array Gain = 0 dB (i.e., no array gain) for N_{ANT} ≤ 4;

For PSD, the directional gain calculation is following,

Directional gain = 10 log[(10^{G₁/20} + 10^{G₂/20} + ... + 10^{G_n/20})² / N_{ANT}] dBi, as following table for PSD.

N_{ANT} = number of transmit antennas

N_{SS} = number of spatial streams. (The worst case directional gain will occur when N_{SS} = 1)

The power and PSD limit should be modified if the directional gain of EUT is over 6 dBi,

<CDD Modes>				
	Ant. 1	Ant. 2	DG	DG
			for	for
	(dBi)	(dBi)	Power	PSD
	(dBi)	(dBi)	(dBi)	(dBi)
U-NII-5	-5.97	-6.15	-5.97	-3.05
U-NII-6	-6.29	-6.36	-6.29	-3.31
U-NII-7	-5.95	-6.29	-5.95	-3.11
U-NII-8	-6.45	-6.11	-6.11	-3.27



4 List of Measuring Equipment

Instrument	Brand Name	Model No.	Serial No.	Characteristics	Calibration Date	Test Date	Due Date	Remark
Spectrum Analyzer	R&S	FSV40	101040	10Hz~40GHz	Oct. 14, 2021	Nov. 03, 2021~ Dec. 10, 2021	Oct. 13, 2022	Conducted (TH01-KS)
Pulse Power Sensor	Anritsu	MA2411B	0917070	300MHz~40GHz	Jan. 07, 2021	Nov. 03, 2021~ Dec. 10, 2021	Jan. 06, 2022	Conducted (TH01-KS)
Power Meter	Anritsu	ML2495A	1005002	50MHz Bandwidth	Jan. 07, 2021	Nov. 03, 2021~ Dec. 10, 2021	Jan. 06, 2022	Conducted (TH01-KS)
EMI Test Receiver	Keysight	N9038A	MY56400004	3Hz~8.5GHz;Max 30dBm	Oct. 16, 2021	Nov. 23, 2021	Oct. 15, 2022	Radiation (03CH05-KS)
EXA Spectrum Analyzer	Keysight	N9010A	MY55150244	10Hz-44G,MAX 30dB	Apr. 13, 2021	Nov. 23, 2021	Apr. 12, 2022	Radiation (03CH05-KS)
Loop Antenna	R&S	HFH2-Z2	100321	9kHz~30MHz	Oct. 30, 2021	Nov. 23, 2021	Oct. 29, 2022	Radiation (03CH05-KS)
Bilog Antenna	TeseQ	CBL6111D	49922	30MHz-1GHz	Jun. 04, 2021	Nov. 23, 2021	Jun. 03, 2022	Radiation (03CH05-KS)
Double Ridge Horn Antenna	ETS-Lindgren	3117	00218652	1GHz~18GHz	Apr. 24, 2021	Nov. 23, 2021	Apr. 23, 2022	Radiation (03CH05-KS)
SHF-EHF Horn	Com-power	AH-840	101070	18GHz~40GHz	Jan. 06, 2021	Nov. 23, 2021	Jan. 05, 2022	Radiation (03CH05-KS)
Amplifier	SONOMA	310N	187289	9KHz-1GHz	Apr. 12, 2021	Nov. 23, 2021	Apr. 11, 2022	Radiation (03CH05-KS)
Amplifier	MITEQ	EM18G40GGA	060728	18~40GHz	Jan. 07, 2021	Nov. 23, 2021	Jan. 06, 2022	Radiation (03CH05-KS)
high gain Amplifier	MITEQ	AMF-7D-0010 1800-30-10P	2012228	1Ghz-18Ghz	Oct. 16, 2021	Nov. 23, 2021	Oct. 15, 2022	Radiation (03CH05-KS)
Amplifier	Keysight	83017A	MY53270316	500MHz~26.5GHz	Oct. 16, 2021	Nov. 23, 2021	Oct. 15, 2022	Radiation (03CH05-KS)
AC Power Source	Chroma	61601	F104090004	N/A	NCR	Nov. 23, 2021	NCR	Radiation (03CH05-KS)
Turn Table	ChamPro	EM 1000-T	060762-T	0~360 degree	NCR	Nov. 23, 2021	NCR	Radiation (03CH05-KS)
Antenna Mast	ChamPro	EM 1000-A	060762-A	1 m~4 m	NCR	Nov. 23, 2021	NCR	Radiation (03CH05-KS)
EMI Receiver	R&S	ESC17	100768	9kHz~7GHz;	Apr. 21, 2021	Nov. 30, 2021	Apr. 20, 2022	Conduction (CO01-KS)
AC LISN (for auxiliary equipment)	MessTec	AN3016	060103	9kHz~30MHz	Oct. 14, 2021	Nov. 30, 2021	Oct. 13, 2022	Conduction (CO01-KS)
AC LISN	R&S	ENV216	100334	9kHz~30MHz	Oct. 14, 2021	Nov. 30, 2021	Oct. 13, 2022	Conduction (CO01-KS)
AC Power Source	Chroma	61602	ABP00000081 1	AC 0V~300V, 45Hz~1000Hz	Oct. 14, 2021	Nov. 30, 2021	Oct. 13, 2022	Conduction (CO01-KS)
Signal Analyzer	R&S	FSV7	101472	10Hz~7GHz	Jan. 07, 2021	Nov. 18, 2021~ Nov. 28, 2021	Jan. 06, 2022	Conducted (DFS01-KS)
MXG-B RF Vector Signal Generator	Keysight	5182B /5182BX07	MY56200417 /MY59360210	9kHz~7.2GHz	Apr. 13, 2021	Nov. 18, 2021~ Nov. 28, 2021	Apr. 12, 2022	Conducted (DFS01-KS)
Combiner	MTJ Cooperation	MTJ7114-M	N/A	0.5GHz~18GHz	NCR	Nov. 18, 2021~ Nov. 28, 2021	NCR	Conducted (DFS01-KS)

NCR: No Calibration Required



5 Uncertainty of Evaluation

Uncertainty of Conducted Emission Measurement (150kHz ~ 30MHz)

Measuring Uncertainty for a Level of Confidence of 95% (U = 2Uc(y))	2.9dB
---	-------

Uncertainty of Radiated Emission Measurement (30 MHz ~ 1000 MHz)

Measuring Uncertainty for a Level of Confidence of 95% (U = 2Uc(y))	5.0dB
---	-------

Uncertainty of Radiated Emission Measurement (1000 MHz ~ 18000 MHz)

Measuring Uncertainty for a Level of Confidence of 95% (U = 2Uc(y))	5.0dB
---	-------

Uncertainty of Radiated Emission Measurement (18000 MHz ~ 40000 MHz)

Measuring Uncertainty for a Level of Confidence of 95% (U = 2Uc(y))	5.0dB
---	-------

----- THE END -----



Appendix A. Conducted Test Results

Test Engineer:	Jacob Zhang	Temperature:	21~25	°C
Test Date:	2021/11/3~2021/12/10	Relative Humidity:	51~54	%

TEST RESULTS DATA
26dB and 99% OBW

U-NII-5 MIMO								
Mod.	Data Rate	NTX	Freq. (MHz)	99% Bandwidth (MHz)		26 dB Bandwidth (MHz)		Note
				Ant 1	Ant 2	Ant 1	Ant 2	
11a	6Mbps	2	5955	16.48	16.38	19.53	19.43	
11a	6Mbps	2	6175	16.48	16.38	19.43	19.08	
11a	6Mbps	2	6415	16.43	16.38	19.28	19.38	

TEST RESULTS DATA
EIRP Power Table

U-NII-5 MIMO													
Mod.	Data Rate	NTX	Freq. (MHz)	Duty Factor (dB)		Conducted Power with duty factor (dBm)			DG (dBi)		EIRP Power (dBm)	EIRP Power Limit (dBm)	Pass /Fail
				Ant 1	Ant 2	Ant 1	Ant 2	SUM	Ant 1	Ant 2			
11a	6Mbps	2	5955	0.03	0.03	9.32	10.09	12.73	-5.97		6.76	24.00	Pass
11a	6Mbps	2	6175	0.03	0.03	9.78	9.42	12.61	-5.97		6.64	24.00	Pass
11a	6Mbps	2	6415	0.03	0.03	9.20	9.22	12.22	-5.97		6.25	24.00	Pass

TEST RESULTS DATA
EIRP Power Spectral Density

U-NII-5 MIMO													
Mod.	Data Rate	NTX	Freq. (MHz)	Duty Factor (dB)		Conducted Power Density with Duty Factor (dBm/MHz)			DG (dBi)		EIRP Power Density (dBm/MHz)	EIRP Power Density Limit (dBm)	Pass /Fail
				Ant 1	Ant 2	Ant 1	Ant 2	SUM	Ant 1	Ant 2	SUM		
11a	6Mbps	2	5955	0.03	0.03			0.63	-3.05		-2.42	-1.00	Pass
11a	6Mbps	2	6175	0.03	0.03			0.52	-3.05		-2.53	-1.00	Pass
11a	6Mbps	2	6415	0.03	0.03			0.11	-3.05		-2.94	-1.00	Pass

TEST RESULTS DATA
26dB and 99% OBW

U-NII-6 MIMO								
Mod.	Data Rate	NTX	Freq. (MHz)	99% Bandwidth (MHz)		26 dB Bandwidth (MHz)		Note
				Ant 1	Ant 2	Ant 1	Ant 2	
11a	6Mbps	2	6435	16.38	16.38	19.33	19.43	
11a	6Mbps	2	6475	16.33	16.38	19.33	19.48	
11a	6Mbps	2	6515	16.33	16.38	19.18	19.38	

TEST RESULTS DATA
EIRP Power Table

U-NII-6 MIMO													
Mod.	Data Rate	NTX	Freq. (MHz)	Duty Factor (dB)		Conducted Power with duty factor (dBm)			DG (dBi)		EIRP Power (dBm)	EIRP Power Limit (dBm)	Pass /Fail
				Ant 1	Ant 2	Ant 1	Ant 2	SUM	Ant 1	Ant 2	SUM		
11a	6Mbps	2	6435	0.03	0.03	10.05	9.50	12.79	-6.29		6.50	24.00	Pass
11a	6Mbps	2	6475	0.03	0.03	10.09	9.28	12.71	-6.29		6.42	24.00	Pass
11a	6Mbps	2	6515	0.03	0.03	9.96	9.67	12.83	-6.29		6.54	24.00	Pass

TEST RESULTS DATA
EIRP Power Spectral Density

U-NII-6 MIMO													
Mod.	Data Rate	NTX	Freq. (MHz)	Duty Factor (dB)		Conducted Power Density with Duty Factor (dBm/MHz)			DG (dBi)		EIRP Power Density (dBm/MHz)	EIRP Power Density Limit (dBm)	Pass /Fail
				Ant 1	Ant 2	Ant 1	Ant 2	SUM	Ant 1	Ant 2	SUM		
11a	6Mbps	2	6435	0.03	0.03			0.86	-3.31		-2.45	-1.00	Pass
11a	6Mbps	2	6475	0.03	0.03			0.76	-3.31		-2.55	-1.00	Pass
11a	6Mbps	2	6515	0.03	0.03			0.89	-3.31		-2.42	-1.00	Pass

TEST RESULTS DATA
26dB and 99% OBW

U-NII-7 MIMO								
Mod.	Data Rate	NTX	Freq. (MHz)	99% Bandwidth (MHz)		26 dB Bandwidth (MHz)		Note
				Ant 1	Ant 2	Ant 1	Ant 2	
11a	6Mbps	2	6535	16.33	16.38	19.28	19.48	
11a	6Mbps	2	6695	16.28	16.38	19.28	19.38	
11a	6Mbps	2	6855	16.43	16.43	19.28	19.38	

TEST RESULTS DATA
EIRP Power Table

U-NII-7 MIMO													
Mod.	Data Rate	NTX	Freq. (MHz)	Duty Factor (dB)		Conducted Power with duty factor (dBm)			DG (dBi)		EIRP Power (dBm)	EIRP Power Limit (dBm)	Pass /Fail
				Ant 1	Ant 2	Ant 1	Ant 2	SUM	Ant 1	Ant 2			
11a	6Mbps	2	6535	0.03	0.03	10.02	9.74	12.89	-5.95		6.94	24.00	Pass
11a	6Mbps	2	6695	0.03	0.03	9.96	10.17	13.08	-5.95		7.13	24.00	Pass
11a	6Mbps	2	6855	0.03	0.03	9.22	11.28	13.38	-5.95		7.43	24.00	Pass

TEST RESULTS DATA
EIRP Power Spectral Density

U-NII-7 MIMO													
Mod.	Data Rate	NTX	Freq. (MHz)	Duty Factor (dB)		Conducted Power Density with Duty Factor (dBm/MHz)			DG (dBi)		EIRP Power Density (dBm/MHz)	EIRP Power Density Limit (dBm)	Pass /Fail
				Ant 1	Ant 2	Ant 1	Ant 2	SUM	Ant 1	Ant 2	SUM		
11a	6Mbps	2	6535	0.03	0.03			0.94	-3.11	-2.16	-1.00	Pass	
11a	6Mbps	2	6695	0.03	0.03			1.09	-3.11	-2.02	-1.00	Pass	
11a	6Mbps	2	6855	0.03	0.03			0.86	-3.11	-2.25	-1.00	Pass	

TEST RESULTS DATA
26dB EBW and 99% OBW

U-NII-8 MIMO								
Mod.	Data Rate	NTX	Freq. (MHz)	99% Bandwidth (MHz)		26 dB Bandwidth (MHz)		Note
				Ant 1	Ant 2	Ant 1	Ant 2	
11a	6Mbps	2	6875	16.38	16.43	19.28	19.33	
11a	6Mbps	2	6895	16.38	16.38	19.28	19.38	
11a	6Mbps	2	6995	16.43	16.43	19.33	19.13	
11a	6Mbps	2	7095	16.48	16.43	19.53	19.48	

TEST RESULTS DATA
EIRP Power Table

U-NII-8 MIMO													
Mod.	Data Rate	NTX	Freq. (MHz)	Duty Factor (dB)		Conducted Power with duty factor (dBm)			DG (dBi)		EIRP Power (dBm)	EIRP Power Limit (dBm)	Pass /Fail
				Ant 1	Ant 2	Ant 1	Ant 2	SUM	Ant 1	Ant 2			
11a	6Mbps	2	6875	0.03	0.03	10.29	8.34	12.44	-6.20		6.24	24.00	Pass
11a	6Mbps	2	6895	0.03	0.03	9.27	11.09	13.28	-6.11		7.17	24.00	Pass
11a	6Mbps	2	6995	0.03	0.03	9.32	9.94	12.65	-6.11		6.54	24.00	Pass
11a	6Mbps	2	7095	0.03	0.03	8.76	10.85	12.94	-6.11		6.83	24.00	Pass

TEST RESULTS DATA
EIRP Power Spectral Density

U-NII-8 MIMO													
Mod.	Data Rate	NTX	Freq. (MHz)	Duty Factor (dB)		Conducted Power Density with Duty Factor (dBm/MHz)			DG (dBi)		EIRP Power Density (dBm/MHz)	EIRP Power Density Limit (dBm)	Pass /Fail
				Ant 1	Ant 2	Ant 1	Ant 2	SUM	Ant 1	Ant 2	SUM		
11a	6Mbps	2	6875	0.03	0.03			0.95	-3.27	-2.32	-1.00	Pass	
11a	6Mbps	2	6895	0.03	0.03			0.91	-3.27	-2.36	-1.00	Pass	
11a	6Mbps	2	6995	0.03	0.03			0.19	-3.27	-3.08	-1.00	Pass	
11a	6Mbps	2	7095	0.03	0.03			0.82	-3.27	-2.45	-1.00	Pass	

TEST RESULTS DATA
26dB and 99% OBW

U-NII-5 MIMO									
Mod.	Data Rate	NTX	Freq. (MHz)	RU Config.	99% Bandwidth (MHz)		26 dB Bandwidth (MHz)		Note
					Ant 1	Ant 2	Ant 1	Ant 2	
HE20	MCS0	2	5955	Full	18.88	18.93	21.13	21.23	
HE20	MCS0	2	6175	Full	18.88	18.98	21.03	21.03	
HE20	MCS0	2	6415	Full	18.98	18.98	21.08	21.43	
HE40	MCS0	2	5965	Full	37.86	38.06	40.55	40.55	
HE40	MCS0	2	6165	Full	37.96	38.06	40.10	40.37	
HE40	MCS0	2	6405	Full	37.96	38.06	40.55	40.55	
HE80	MCS0	2	5985	Full	77.32	77.20	82.32	82.16	
HE80	MCS0	2	6145	Full	77.20	77.20	81.52	82.16	
HE80	MCS0	2	6385	Full	77.20	77.20	82.16	82.64	
HE160	MCS0	2	6025	Full	156.08	156.08	164.32	164.96	
HE160	MCS0	2	6185	Full	156.32	156.32	164.32	165.59	
HE160	MCS0	2	6345	Full	156.56	156.32	164.96	165.91	

TEST RESULTS DATA
EIRP Power Table

U-NII-5 MIMO														
Mod.	Data Rate	NTX	Freq. (MHz)	RU Config.	Duty Factor (dB)		Conducted Power with duty factor (dBm)			DG (dBi)		EIRP Power (dBm)	EIRP Power Limit (dBm)	Pass /Fail
					Ant 1	Ant 2	Ant 1	Ant 2	SUM	Ant 1	Ant 2			
HE20	MCS0	2	5955	Full	0.00	0.00	10.35	10.70	13.54	-5.97	7.57	24.00	Pass	
HE20	MCS0	2	5955	26/0	0.00	0.00	-0.37	-0.24	2.71	-5.97	-3.26	24.00	Pass	
HE20	MCS0	2	5955	52/37	0.00	0.00	3.18	2.86	6.03	-5.97	0.06	24.00	Pass	
HE20	MCS0	2	5955	106/53	0.00	0.00	5.73	6.37	9.07	-5.97	3.10	24.00	Pass	
HE20	MCS0	2	6175	Full	0.00	0.00	10.41	9.86	13.15	-5.97	7.18	24.00	Pass	
HE20	MCS0	2	6175	26/4	0.00	0.00	1.07	0.72	3.91	-5.97	-2.06	24.00	Pass	
HE20	MCS0	2	6175	52/39	0.00	0.00	2.69	2.26	5.49	-5.97	-0.48	24.00	Pass	
HE20	MCS0	2	6175	106/53	0.00	0.00	5.83	5.73	8.79	-5.97	2.82	24.00	Pass	
HE20	MCS0	2	6415	Full	0.00	0.00	9.93	9.88	12.92	-5.97	6.95	24.00	Pass	
HE20	MCS0	2	6415	26/8	0.00	0.00	0.28	-0.47	2.93	-5.97	-3.04	24.00	Pass	
HE20	MCS0	2	6415	52/40	0.00	0.00	2.73	2.22	5.49	-5.97	-0.48	24.00	Pass	
HE20	MCS0	2	6415	106/54	0.00	0.00	5.29	5.17	8.24	-5.97	2.27	24.00	Pass	
HE40	MCS0	2	5965	Full	0.00	0.00	11.77	12.56	15.19	-5.97	9.22	24.00	Pass	
HE40	MCS0	2	5965	242/61	0.00	0.00	8.48	9.61	12.09	-5.97	6.12	24.00	Pass	
HE40	MCS0	2	6165	Full	0.00	0.00	12.14	11.72	14.95	-5.97	8.98	24.00	Pass	
HE40	MCS0	2	6165	242/61	0.00	0.00	8.71	9.38	12.07	-5.97	6.10	24.00	Pass	
HE40	MCS0	2	6405	Full	0.00	0.00	11.55	11.80	14.69	-5.97	8.72	24.00	Pass	
HE40	MCS0	2	6405	242/62	0.00	0.00	9.28	9.49	12.40	-5.97	6.43	24.00	Pass	
HE80	MCS0	2	5985	Full	0.00	0.00	11.06	12.61	14.91	-5.97	8.94	24.00	Pass	
HE80	MCS0	2	5985	484/65	0.00	0.00	8.32	8.78	11.57	-5.97	5.60	24.00	Pass	
HE80	MCS0	2	6145	Full	0.00	0.00	14.76	14.03	17.42	-5.97	11.45	24.00	Pass	
HE80	MCS0	2	6145	484/65	0.00	0.00	12.31	12.37	15.35	-5.97	9.38	24.00	Pass	
HE80	MCS0	2	6385	Full	0.00	0.00	13.19	14.64	16.99	-5.97	11.02	24.00	Pass	
HE80	MCS0	2	6385	484/66	0.00	0.00	10.90	12.06	14.53	-5.97	8.56	24.00	Pass	
HE160	MCS0	2	6025	Full	0.00	0.00	11.76	12.51	15.16	-5.97	9.19	24.00	Pass	
HE160	MCS0	2	6025	996/67	0.00	0.00	8.38	9.22	11.83	-5.97	5.86	24.00	Pass	
HE160	MCS0	2	6185	Full	0.00	0.00	11.41	11.24	14.34	-5.97	8.37	24.00	Pass	
HE160	MCS0	2	6185	996/67	0.00	0.00	7.44	8.01	10.74	-5.97	4.77	24.00	Pass	
HE160	MCS0	2	6345	Full	0.00	0.00	12.55	13.68	16.16	-5.97	10.19	24.00	Pass	
HE160	MCS0	2	6345	996/S67	0.00	0.00	9.92	11.33	13.69	-5.97	7.72	24.00	Pass	

TEST RESULTS DATA
EIRP Power Spectral Density

U-NII-5 MIMO														
Mod.	Data Rate	N _{TX}	Freq. (MHz)	RU Config.	Duty Factor (dB)		Conducted Power Density with Duty Factor (dBm/MHz)			DG (dBi)		EIRP Power Density (dBm/MHz)	EIRP Power Density Limit (dBm)	Pass /Fail
					Ant 1	Ant 2	Ant 1	Ant 2	SUM	Ant 1	Ant 2			
HE20	MCS0	2	5955	Full	0.00	0.00			0.95	-3.05	-2.10	-1.00	Pass	
HE20	MCS0	2	5955	26/0	0.00	0.00			0.08	-3.05	-2.97	-1.00	Pass	
HE20	MCS0	2	5955	52/37	0.00	0.00			0.71	-3.05	-2.34	-1.00	Pass	
HE20	MCS0	2	5955	106/53	0.00	0.00			0.75	-3.05	-2.30	-1.00	Pass	
HE20	MCS0	2	6175	Full	0.00	0.00			0.70	-3.05	-2.35	-1.00	Pass	
HE20	MCS0	2	6175	26/4	0.00	0.00			0.19	-3.05	-2.86	-1.00	Pass	
HE20	MCS0	2	6175	52/39	0.00	0.00			0.15	-3.05	-2.90	-1.00	Pass	
HE20	MCS0	2	6175	106/53	0.00	0.00			0.20	-3.05	-2.85	-1.00	Pass	
HE20	MCS0	2	6415	Full	0.00	0.00			0.31	-3.05	-2.74	-1.00	Pass	
HE20	MCS0	2	6415	26/8	0.00	0.00			0.19	-3.05	-2.86	-1.00	Pass	
HE20	MCS0	2	6415	52/40	0.00	0.00			0.02	-3.05	-3.03	-1.00	Pass	
HE20	MCS0	2	6415	106/54	0.00	0.00			-0.06	-3.05	-3.11	-1.00	Pass	
HE40	MCS0	2	5965	Full	0.00	0.00			0.52	-3.05	-2.53	-1.00	Pass	
HE40	MCS0	2	5965	242/61	0.00	0.00			0.04	-3.05	-3.01	-1.00	Pass	
HE40	MCS0	2	6165	Full	0.00	0.00			0.35	-3.05	-2.70	-1.00	Pass	
HE40	MCS0	2	6165	242/61	0.00	0.00			-0.08	-3.05	-3.13	-1.00	Pass	
HE40	MCS0	2	6405	Full	0.00	0.00			0.41	-3.05	-2.64	-1.00	Pass	
HE40	MCS0	2	6405	242/62	0.00	0.00			0.27	-3.05	-2.78	-1.00	Pass	
HE80	MCS0	2	5985	Full	0.00	0.00			-2.53	-3.05	-5.58	-1.00	Pass	
HE80	MCS0	2	5985	484/65	0.00	0.00			-3.18	-3.05	-6.23	-1.00	Pass	
HE80	MCS0	2	6145	Full	0.00	0.00			0.30	-3.05	-2.75	-1.00	Pass	
HE80	MCS0	2	6145	484/65	0.00	0.00			0.18	-3.05	-2.87	-1.00	Pass	
HE80	MCS0	2	6385	Full	0.00	0.00			-0.18	-3.05	-3.23	-1.00	Pass	
HE80	MCS0	2	6385	484/66	0.00	0.00			-0.59	-3.05	-3.64	-1.00	Pass	
HE160	MCS0	2	6025	Full	0.00	0.00			-5.50	-3.05	-8.55	-1.00	Pass	
HE160	MCS0	2	6025	996/67	0.00	0.00			-5.75	-3.05	-8.80	-1.00	Pass	
HE160	MCS0	2	6185	Full	0.00	0.00			-6.43	-3.05	-9.48	-1.00	Pass	
HE160	MCS0	2	6185	996/67	0.00	0.00			-6.68	-3.05	-9.73	-1.00	Pass	
HE160	MCS0	2	6345	Full	0.00	0.00			-3.81	-3.05	-6.86	-1.00	Pass	
HE160	MCS0	2	6345	996/S67	0.00	0.00			-3.95	-3.05	-7.00	-1.00	Pass	

TEST RESULTS DATA
26dB and 99% OBW

U-NII-6 MIMO									
Mod.	Data Rate	NTX	Freq. (MHz)	RU Config.	99% Bandwidth (MHz)		26 dB Bandwidth (MHz)		Note
					Ant 1	Ant 2	Ant 1	Ant 2	
HE20	MCS0	2	6435	Full	18.98	18.93	21.38	21.23	
HE20	MCS0	2	6475	Full	19.03	18.93	21.38	21.23	
HE20	MCS0	2	6515	Full	19.03	18.98	21.28	21.13	
HE40	MCS0	2	6445	Full	37.96	37.96	40.64	40.55	
HE40	MCS0	2	6485	Full	37.96	38.06	40.64	40.73	
HE40	MCS0	2	6525	Full	38.06	37.96	40.46	40.46	
HE80	MCS0	2	6465	Full	77.32	77.20	82.00	82.32	
HE80	MCS0	2	6545	Full	77.32	77.32	82.64	82.16	
HE160	MCS0	2	6505	Full	155.84	156.32	164.64	165.59	

TEST RESULTS DATA
EIRP Power Table

U-NII-6 MIMO															
Mod.	Data Rate	NTX	CH.	Freq. (MHz)	RU Config.	Duty Factor (dB)		Conducted Power with duty factor (dBm)			DG (dBi)		EIRP Power (dBm)	EIRP Power Limit (dBm)	Pass /Fail
						Ant 1	Ant 2	Ant 1	Ant 2	SUM	Ant 1	Ant 2			
HE20	MCS0	2	097	6435	Full	0.00	0.00	10.48	9.71	13.12	-6.29	-6.29	6.83	24.00	Pass
HE20	MCS0	2	097	6435	26/0	0.00	0.00	0.86	0.12	3.52	-6.29	-6.29	-2.77	24.00	Pass
HE20	MCS0	2	097	6435	52/37	0.00	0.00	3.47	2.27	5.92	-6.29	-6.29	-0.37	24.00	Pass
HE20	MCS0	2	097	6435	106/53	0.00	0.00	6.31	5.94	9.14	-6.29	-6.29	2.85	24.00	Pass
HE20	MCS0	2	105	6475	Full	0.00	0.00	10.31	9.69	13.02	-6.29	-6.29	6.73	24.00	Pass
HE20	MCS0	2	105	6475	26/4	0.00	0.00	1.88	-0.03	4.04	-6.29	-6.29	-2.25	24.00	Pass
HE20	MCS0	2	105	6475	52/39	0.00	0.00	3.16	2.58	5.89	-6.29	-6.29	-0.40	24.00	Pass
HE20	MCS0	2	105	6475	106/54	0.00	0.00	5.39	5.18	8.30	-6.29	-6.29	2.01	24.00	Pass
HE20	MCS0	2	113	6515	Full	0.00	0.00	9.85	9.91	12.89	-6.29	-6.29	6.60	24.00	Pass
HE20	MCS0	2	113	6515	26/8	0.00	0.00	1.18	-1.49	3.06	-6.29	-6.29	-3.23	24.00	Pass
HE20	MCS0	2	113	6515	52/40	0.00	0.00	3.76	1.37	5.74	-6.29	-6.29	-0.55	24.00	Pass
HE20	MCS0	2	113	6515	106/54	0.00	0.00	5.19	5.02	8.12	-6.29	-6.29	1.83	24.00	Pass
HE40	MCS0	2	099	6445	Full	0.00	0.00	12.67	11.92	15.32	-6.29	-6.29	9.03	24.00	Pass
HE40	MCS0	2	099	6445	242/61	0.00	0.00	9.88	9.70	12.80	-6.29	-6.29	6.51	24.00	Pass
HE40	MCS0	2	107	6485	Full	0.00	0.00	10.71	9.28	13.06	-6.29	-6.29	6.77	24.00	Pass
HE40	MCS0	2	107	6485	242/62	0.00	0.00	8.45	6.33	10.53	-6.29	-6.29	4.24	24.00	Pass
HE40	MCS0	2	115	6525	Full	0.00	0.00	12.16	11.88	15.03	-6.29	-6.29	8.74	24.00	Pass
HE40	MCS0	2	115	6525	242/62	0.00	0.00	9.78	10.06	12.93	-6.29	-6.29	6.64	24.00	Pass
HE80	MCS0	2	103	6465	Full	0.00	0.00	14.17	13.67	16.94	-6.29	-6.29	10.65	24.00	Pass
HE80	MCS0	2	103	6465	484/65	0.00	0.00	11.87	11.43	14.67	-6.29	-6.29	8.38	24.00	Pass
HE80	MCS0	2	119	6545	Full	0.00	0.00	10.51	10.62	13.58	-6.29	-6.29	7.29	24.00	Pass
HE80	MCS0	2	119	6545	484/66	0.00	0.00	8.02	6.99	10.55	-6.29	-6.29	4.26	24.00	Pass
HE160	MCS0	2	111	6505	Full	0.00	0.00	10.36	10.94	13.67	-6.29	-6.29	7.38	24.00	Pass
HE160	MCS0	2	111	6505	996/67	0.00	0.00	8.00	8.61	11.32	-6.29	-6.29	5.03	24.00	Pass
HE160	MCS0	2	111	6505	996/S67	0.00	0.00	8.48	8.28	11.39	-6.29	-6.29	5.10	24.00	Pass

TEST RESULTS DATA
EIRP Power Spectral Density

U-NII-6 MIMO														
Mod.	Data Rate	N _{TX}	Freq. (MHz)	RU Config.	Duty Factor (dB)		Conducted Power Density with Duty Factor (dBm/MHz)			DG (dBi)		EIRP Power Density (dBm/MHz)	EIRP Power Density Limit (dBm)	Pass /Fail
					Ant 1	Ant 2	Ant 1	Ant 2	SUM	Ant 1	Ant 2			
HE20	MCS0	2	6435	Full	0.00	0.00			0.64		-3.31	-2.67	-1.00	Pass
HE20	MCS0	2	6435	26/0	0.00	0.00			0.31		-3.31	-3.01	-1.00	Pass
HE20	MCS0	2	6435	52/37	0.00	0.00			0.29		-3.31	-3.02	-1.00	Pass
HE20	MCS0	2	6435	106/53	0.00	0.00			0.55		-3.31	-2.77	-1.00	Pass
HE20	MCS0	2	6475	Full	0.00	0.00			0.44		-3.31	-2.88	-1.00	Pass
HE20	MCS0	2	6475	26/4	0.00	0.00			-0.06		-3.31	-3.37	-1.00	Pass
HE20	MCS0	2	6475	52/39	0.00	0.00			0.18		-3.31	-3.13	-1.00	Pass
HE20	MCS0	2	6475	106/54	0.00	0.00			0.28		-3.31	-3.03	-1.00	Pass
HE20	MCS0	2	6515	Full	0.00	0.00			0.52		-3.31	-2.79	-1.00	Pass
HE20	MCS0	2	6515	26/8	0.00	0.00			0.34		-3.31	-2.98	-1.00	Pass
HE20	MCS0	2	6515	52/40	0.00	0.00			0.51		-3.31	-2.80	-1.00	Pass
HE20	MCS0	2	6515	106/54	0.00	0.00			-0.06		-3.31	-3.38	-1.00	Pass
HE40	MCS0	2	6445	Full	0.00	0.00			1.19		-3.31	-2.13	-1.00	Pass
HE40	MCS0	2	6445	242/61	0.00	0.00			0.97		-3.31	-2.34	-1.00	Pass
HE40	MCS0	2	6485	Full	0.00	0.00			-0.56		-3.31	-3.87	-1.00	Pass
HE40	MCS0	2	6485	242/62	0.00	0.00			-1.07		-3.31	-4.38	-1.00	Pass
HE40	MCS0	2	6525	Full	0.00	0.00			0.92		-3.31	-2.39	-1.00	Pass
HE40	MCS0	2	6525	242/62	0.00	0.00			0.82		-3.31	-2.49	-1.00	Pass
HE80	MCS0	2	6465	Full	0.00	0.00			-0.24		-3.31	-3.55	-1.00	Pass
HE80	MCS0	2	6465	484/65	0.00	0.00			-0.31		-3.31	-3.62	-1.00	Pass
HE80	MCS0	2	6545	Full	0.00	0.00			-3.26		-3.31	-6.58	-1.00	Pass
HE80	MCS0	2	6545	484/66	0.00	0.00			-4.11		-3.31	-7.42	-1.00	Pass
HE160	MCS0	2	6505	Full	0.00	0.00			-5.91		-3.31	-9.23	-1.00	Pass
HE160	MCS0	2	6505	996/67	0.00	0.00			-6.71		-3.31	-10.02	-1.00	Pass
HE160	MCS0	2	6505	996/S67	0.00	0.00			-6.11		-3.31	-9.43	-1.00	Pass

TEST RESULTS DATA
26dB and 99% OBW

U-NII-7 MIMO									
Mod.	Data Rate	NTX	Freq. (MHz)	RU Config.	99% Bandwidth (MHz)		26 dB Bandwidth (MHz)		Note
					Ant 1	Ant 2	Ant 1	Ant 2	
HE20	MCS0	2	6535	Full	19.03	18.93	21.33	21.23	
HE20	MCS0	2	6695	Full	19.03	18.93	21.33	21.23	
HE20	MCS0	2	6855	Full	18.98	18.93	21.23	21.08	
HE40	MCS0	2	6565	Full	38.06	37.96	40.73	40.91	
HE40	MCS0	2	6685	Full	37.96	37.96	40.46	40.46	
HE40	MCS0	2	6845	Full	38.06	37.96	40.19	40.37	
HE80	MCS0	2	6625	Full	77.44	77.32	82.96	82.64	
HE80	MCS0	2	6705	Full	77.44	77.44	82.48	83.12	
HE80	MCS0	2	6785	Full	77.32	77.44	81.68	82.32	
HE80	MCS0	2	6865	Full	77.20	77.56	82.32	83.28	
HE160	MCS0	2	6665	Full	155.84	156.08	164.32	164.96	
HE160	MCS0	2	6825	Full	156.08	156.32	165.27	164.96	

TEST RESULTS DATA
EIRP Power Table

U-NII-7 MIMO														
Mod.	Data Rate	NTX	Freq. (MHz)	RU Config.	Duty Factor (dB)		Conducted Power with duty factor (dBm)			DG (dBi)		EIRP Power (dBm)	EIRP Power Limit (dBm)	Pass /Fail
					Ant 1	Ant 2	Ant 1	Ant 2	SUM	Ant 1	Ant 2			
HE20	MCS0	2	6535	Full	0.00	0.00	10.16	10.11	13.15	-5.95		7.20	24.00	Pass
HE20	MCS0	2	6535	26/0	0.00	0.00	0.66	-0.25	3.24	-5.95		-2.71	24.00	Pass
HE20	MCS0	2	6535	52/37	0.00	0.00	3.02	2.78	5.91	-5.95		-0.04	24.00	Pass
HE20	MCS0	2	6535	106/53	0.00	0.00	6.14	6.28	9.22	-5.95		3.27	24.00	Pass
HE20	MCS0	2	6695	Full	0.00	0.00	10.25	10.51	13.39	-5.95		7.44	24.00	Pass
HE20	MCS0	2	6695	26/4	0.00	0.00	2.03	1.09	4.60	-5.95		-1.35	24.00	Pass
HE20	MCS0	2	6695	52/38	0.00	0.00	3.18	2.78	5.99	-5.95		0.04	24.00	Pass
HE20	MCS0	2	6695	106/53	0.00	0.00	6.13	6.37	9.26	-5.95		3.31	24.00	Pass
HE20	MCS0	2	6855	Full	0.00	0.00	9.78	11.86	13.95	-5.95		8.00	24.00	Pass
HE20	MCS0	2	6855	26/8	0.00	0.00	-1.04	1.81	3.63	-5.95		-2.32	24.00	Pass
HE20	MCS0	2	6855	52/40	0.00	0.00	1.51	3.83	5.83	-5.95		-0.12	24.00	Pass
HE20	MCS0	2	6855	106/54	0.00	0.00	5.27	7.81	9.73	-5.95		3.78	24.00	Pass
HE40	MCS0	2	6565	Full	0.00	0.00	11.56	12.61	15.13	-5.95		9.18	24.00	Pass
HE40	MCS0	2	6565	242/61	0.00	0.00	8.89	10.34	12.69	-5.95		6.74	24.00	Pass
HE40	MCS0	2	6685	Full	0.00	0.00	11.82	12.24	15.05	-5.95		9.10	24.00	Pass
HE40	MCS0	2	6685	242/61	0.00	0.00	9.43	9.82	12.64	-5.95		6.69	24.00	Pass
HE40	MCS0	2	6845	Full	0.00	0.00	10.88	12.84	14.98	-5.95		9.03	24.00	Pass
HE40	MCS0	2	6845	242/62	0.00	0.00	7.85	10.58	12.44	-5.95		6.49	24.00	Pass
HE80	MCS0	2	6625	Full	0.00	0.00	13.92	15.21	17.62	-5.95		11.67	24.00	Pass
HE80	MCS0	2	6625	484/65	0.00	0.00	11.62	12.72	15.22	-5.95		9.27	24.00	Pass
HE80	MCS0	2	6705	Full	0.00	0.00	14.18	14.83	17.53	-5.95		11.58	24.00	Pass
HE80	MCS0	2	6705	484/65	0.00	0.00	11.52	12.11	14.84	-5.95		8.89	24.00	Pass
HE80	MCS0	2	6785	Full	0.00	0.00	10.32	11.58	14.01	-5.95		8.06	24.00	Pass
HE80	MCS0	2	6785	484/66	0.00	0.00	6.42	8.02	10.31	-5.95		4.36	24.00	Pass
HE80	MCS0	2	6865	Full	0.00	0.00	14.38	16.48	18.57	-5.95		12.62	24.00	Pass
HE80	MCS0	2	6865	484/66	0.00	0.00	11.96	14.49	16.42	-5.95		10.47	24.00	Pass
HE160	MCS0	2	6665	Full	0.00	0.00	13.03	14.18	16.65	-5.95		10.70	24.00	Pass
HE160	MCS0	2	6665	996/67	0.00	0.00	9.99	11.38	13.75	-5.95		7.80	24.00	Pass
HE160	MCS0	2	6825	Full	0.00	0.00	9.88	12.37	14.31	-5.95		8.36	24.00	Pass
HE160	MCS0	2	6825	996/67	0.00	0.00	5.33	7.50	9.56	-5.95		3.61	24.00	Pass
HE160	MCS0	2	6826	996/S67	0.00	0.00	5.82	7.90	9.99	-5.95		4.04	24.00	Pass

TEST RESULTS DATA
EIRP Power Spectral Density

U-NII-7 MIMO														
Mod.	Data Rate	NTX	Freq. (MHz)	RU Config.	Duty Factor (dB)		Conducted Power Density with Duty Factor (dBm/MHz)			DG (dBi)		EIRP Power Density (dBm/MHz)	EIRP Power Density Limit (dBm)	Pass /Fail
					Ant 1	Ant 2	Ant 1	Ant 2	SUM	Ant 1	Ant 2	SUM		
HE20	MCS0	2	6535	Full	0.00	0.00			0.64	-3.11	-2.47	-1.00	Pass	
HE20	MCS0	2	6535	26/0	0.00	0.00			0.17	-3.11	-2.94	-1.00	Pass	
HE20	MCS0	2	6535	52/37	0.00	0.00			0.31	-3.11	-2.80	-1.00	Pass	
HE20	MCS0	2	6535	106/53	0.00	0.00			0.48	-3.11	-2.63	-1.00	Pass	
HE20	MCS0	2	6695	Full	0.00	0.00			0.82	-3.11	-2.29	-1.00	Pass	
HE20	MCS0	2	6695	26/4	0.00	0.00			0.30	-3.11	-2.81	-1.00	Pass	
HE20	MCS0	2	6695	52/38	0.00	0.00			0.67	-3.11	-2.44	-1.00	Pass	
HE20	MCS0	2	6695	106/53	0.00	0.00			0.77	-3.11	-2.34	-1.00	Pass	
HE20	MCS0	2	6855	Full	0.00	0.00			1.09	-3.11	-2.02	-1.00	Pass	
HE20	MCS0	2	6855	26/8	0.00	0.00			0.82	-3.11	-2.29	-1.00	Pass	
HE20	MCS0	2	6855	52/40	0.00	0.00			0.53	-3.11	-2.58	-1.00	Pass	
HE20	MCS0	2	6855	106/54	0.00	0.00			0.91	-3.11	-2.20	-1.00	Pass	
HE40	MCS0	2	6565	Full	0.00	0.00			1.03	-3.11	-2.08	-1.00	Pass	
HE40	MCS0	2	6565	242/61	0.00	0.00			0.57	-3.11	-2.54	-1.00	Pass	
HE40	MCS0	2	6685	Full	0.00	0.00			0.99	-3.11	-2.12	-1.00	Pass	
HE40	MCS0	2	6685	242/61	0.00	0.00			0.70	-3.11	-2.41	-1.00	Pass	
HE40	MCS0	2	6845	Full	0.00	0.00			0.57	-3.11	-2.54	-1.00	Pass	
HE40	MCS0	2	6845	242/62	0.00	0.00			0.08	-3.11	-3.03	-1.00	Pass	
HE80	MCS0	2	6625	Full	0.00	0.00			0.69	-3.11	-2.42	-1.00	Pass	
HE80	MCS0	2	6625	484/65	0.00	0.00			0.25	-3.11	-2.86	-1.00	Pass	
HE80	MCS0	2	6705	Full	0.00	0.00			0.37	-3.11	-2.74	-1.00	Pass	
HE80	MCS0	2	6705	484/65	0.00	0.00			0.01	-3.11	-3.10	-1.00	Pass	
HE80	MCS0	2	6785	Full	0.00	0.00			-4.16	-3.11	-7.27	-1.00	Pass	
HE80	MCS0	2	6785	484/66	0.00	0.00			-4.98	-3.11	-8.09	-1.00	Pass	
HE80	MCS0	2	6865	Full	0.00	0.00			1.29	-3.11	-1.82	-1.00	Pass	
HE80	MCS0	2	6865	484/66	0.00	0.00			1.06	-3.11	-2.05	-1.00	Pass	
HE160	MCS0	2	6665	Full	0.00	0.00			-3.08	-3.11	-6.19	-1.00	Pass	
HE160	MCS0	2	6665	996/67	0.00	0.00			-3.21	-3.11	-6.32	-1.00	Pass	
HE160	MCS0	2	6825	Full	0.00	0.00			-7.53	-3.11	-10.64	-1.00	Pass	
HE160	MCS0	2	6825	996/67	0.00	0.00			-7.99	-3.11	-11.10	-1.00	Pass	
HE160	MCS0	2	6826	996/S67	0.00	0.00			-7.65	-3.11	-10.76	-1.00	Pass	

TEST RESULTS DATA
26dB EBW and 99% OBW

U-NII-8 MIMO									
Mod.	Data Rate	NTX	Freq. (MHz)	RU Config.	99% Bandwidth (MHz)		26 dB Bandwidth (MHz)		Note
					Ant 1	Ant 2	Ant 1	Ant 2	
HE20	MCS0	2	6875	Full	19.03	18.98	21.23	20.93	
HE20	MCS0	2	6895	Full	19.03	18.93	21.13	21.08	
HE20	MCS0	2	6995	Full	18.88	18.93	20.68	20.73	
HE20	MCS0	2	7095	Full	18.88	18.93	21.08	20.88	
HE40	MCS0	2	6885	Full	38.16	37.96	40.28	40.46	
HE40	MCS0	2	6925	Full	38.06	37.86	40.28	40.82	
HE40	MCS0	2	6965	Full	38.16	37.86	40.01	40.28	
HE40	MCS0	2	7085	Full	38.06	37.96	40.46	40.37	
HE80	MCS0	2	6945	Full	77.56	77.08	81.36	81.36	
HE80	MCS0	2	7025	Full	76.96	77.20	81.20	81.68	
HE160	MCS0	2	6985	Full	156.08	156.32	164.32	164.96	

TEST RESULTS DATA
EIRP Power Table

U-NII-8 MIMO														
Mod.	Data Rate	NTX	Freq. (MHz)	RU Config.	Duty Factor (dB)		Conducted Power with duty factor (dBm)			DG (dBi)		EIRP Power (dBm)	EIRP Power Limit (dBm)	Pass /Fail
					Ant 1	Ant 2	Ant 1	Ant 2	SUM	Ant 1	Ant 2			
HE20	MCS0	2	6875	Full	0.00	0.00	10.20	12.03	14.22	-6.11		8.11	24.00	Pass
HE20	MCS0	2	6875	26/0	0.00	0.00	-1.21	1.61	3.44	-6.11		-2.67	24.00	Pass
HE20	MCS0	2	6875	52/37	0.00	0.00	3.05	3.76	6.43	-6.11		0.32	24.00	Pass
HE20	MCS0	2	6875	106/53	0.00	0.00	5.40	7.51	9.59	-6.11		3.48	24.00	Pass
HE20	MCS0	2	6895	Full	0.00	0.00	10.13	11.79	14.05	-6.11		7.94	24.00	Pass
HE20	MCS0	2	6895	26/0	0.00	0.00	-0.43	2.26	4.13	-6.11		-1.98	24.00	Pass
HE20	MCS0	2	6895	52/37	0.00	0.00	2.88	4.01	6.49	-6.11		0.38	24.00	Pass
HE20	MCS0	2	6895	106/53	0.00	0.00	5.71	7.73	9.85	-6.11		3.74	24.00	Pass
HE20	MCS0	2	6995	Full	0.00	0.00	9.83	11.06	13.50	-6.11		7.39	24.00	Pass
HE20	MCS0	2	6995	26/4	0.00	0.00	1.07	1.95	4.54	-6.11		-1.57	24.00	Pass
HE20	MCS0	2	6995	52/38	0.00	0.00	1.89	4.61	6.47	-6.11		0.36	24.00	Pass
HE20	MCS0	2	6995	106/53	0.00	0.00	5.71	6.67	9.23	-6.11		3.12	24.00	Pass
HE20	MCS0	2	7095	Full	0.00	0.00	9.56	11.66	13.75	-6.11		7.64	24.00	Pass
HE20	MCS0	2	7095	26/8	0.00	0.00	-0.72	0.61	3.01	-6.11		-3.10	24.00	Pass
HE20	MCS0	2	7095	52/40	0.00	0.00	1.18	3.52	5.52	-6.11		-0.59	24.00	Pass
HE20	MCS0	2	7095	106/54	0.00	0.00	4.29	6.84	8.76	-6.11		2.65	24.00	Pass
HE40	MCS0	2	6885	Full	0.00	0.00	10.75	12.76	14.88	-6.11		8.77	24.00	Pass
HE40	MCS0	2	6885	242/61	0.00	0.00	8.88	10.82	12.97	-6.11		6.86	24.00	Pass
HE40	MCS0	2	6925	Full	0.00	0.00	11.73	12.12	14.94	-6.11		8.83	24.00	Pass
HE40	MCS0	2	6925	242/61	0.00	0.00	9.36	10.28	12.85	-6.11		6.74	24.00	Pass
HE40	MCS0	2	6965	Full	0.00	0.00	11.96	12.39	15.19	-6.11		9.08	24.00	Pass
HE40	MCS0	2	6965	242/62	0.00	0.00	9.48	10.24	12.89	-6.11		6.78	24.00	Pass
HE40	MCS0	2	7085	Full	0.00	0.00	8.84	10.83	12.96	-6.11		6.85	24.00	Pass
HE40	MCS0	2	7085	242/62	0.00	0.00	5.45	6.37	8.94	-6.11		2.83	24.00	Pass
HE80	MCS0	2	6945	Full	0.00	0.00	14.42	15.09	17.78	-6.11		11.67	24.00	Pass
HE80	MCS0	2	6945	484/65	0.00	0.00	11.42	12.86	15.21	-6.11		9.10	24.00	Pass
HE80	MCS0	2	7025	Full	0.00	0.00	9.16	10.66	12.98	-6.11		6.87	24.00	Pass
HE80	MCS0	2	7025	484/66	0.00	0.00	5.92	5.45	8.71	-6.11		2.60	24.00	Pass
HE160	MCS0	2	6985	Full	0.00	0.00	9.46	10.18	12.85	-6.11		6.74	24.00	Pass
HE160	MCS0	2	6985	996/67	0.00	0.00	5.97	7.00	9.52	-6.11		3.41	24.00	Pass
HE160	MCS0	2	6985	996/S67	0.00	0.00	5.89	6.77	9.36	-6.11		3.25	24.00	Pass

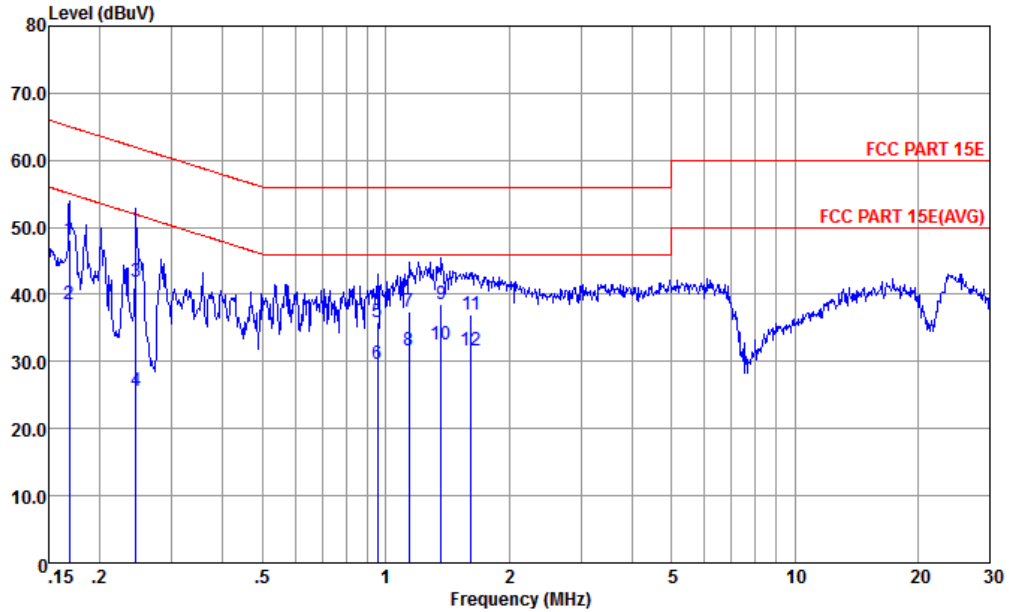
TEST RESULTS DATA
EIRP Power Spectral Density

U-NII-8 MIMO														
Mod.	Data Rate	N _{TX}	Freq. (MHz)	RU Config.	Duty Factor (dB)		Conducted Power Density with Duty Factor (dBm/MHz)			DG (dBi)		EIRP Power Density (dBm/MHz)	EIRP Power Density Limit (dBm)	Pass /Fail
					Ant 1	Ant 2	Ant 1	Ant 2	SUM	Ant 1	Ant 2			
HE20	MCS0	2	6875	Full	0.00	0.00			1.25	-3.27	-2.02	-1.00	Pass	
HE20	MCS0	2	6875	26/0	0.00	0.00			0.61	-3.27	-2.66	-1.00	Pass	
HE20	MCS0	2	6875	52/37	0.00	0.00			0.52	-3.27	-2.75	-1.00	Pass	
HE20	MCS0	2	6875	106/53	0.00	0.00			0.90	-3.27	-2.37	-1.00	Pass	
HE20	MCS0	2	6895	Full	0.00	0.00			1.09	-3.27	-2.18	-1.00	Pass	
HE20	MCS0	2	6895	26/0	0.00	0.00			0.86	-3.27	-2.41	-1.00	Pass	
HE20	MCS0	2	6895	52/37	0.00	0.00			0.77	-3.27	-2.50	-1.00	Pass	
HE20	MCS0	2	6895	106/53	0.00	0.00			0.80	-3.27	-2.47	-1.00	Pass	
HE20	MCS0	2	6995	Full	0.00	0.00			0.38	-3.27	-2.89	-1.00	Pass	
HE20	MCS0	2	6995	26/4	0.00	0.00			-0.20	-3.27	-3.47	-1.00	Pass	
HE20	MCS0	2	6995	52/38	0.00	0.00			-0.06	-3.27	-3.33	-1.00	Pass	
HE20	MCS0	2	6995	106/53	0.00	0.00			0.24	-3.27	-3.03	-1.00	Pass	
HE20	MCS0	2	7095	Full	0.00	0.00			0.78	-3.27	-2.49	-1.00	Pass	
HE20	MCS0	2	7095	26/8	0.00	0.00			0.31	-3.27	-2.96	-1.00	Pass	
HE20	MCS0	2	7095	52/40	0.00	0.00			0.51	-3.27	-2.76	-1.00	Pass	
HE20	MCS0	2	7095	106/54	0.00	0.00			0.11	-3.27	-3.16	-1.00	Pass	
HE40	MCS0	2	6885	Full	0.00	0.00			0.74	-3.27	-2.53	-1.00	Pass	
HE40	MCS0	2	6885	242/61	0.00	0.00			0.53	-3.27	-2.74	-1.00	Pass	
HE40	MCS0	2	6925	Full	0.00	0.00			0.75	-3.27	-2.52	-1.00	Pass	
HE40	MCS0	2	6925	242/61	0.00	0.00			0.44	-3.27	-2.82	-1.00	Pass	
HE40	MCS0	2	6965	Full	0.00	0.00			0.83	-3.27	-2.44	-1.00	Pass	
HE40	MCS0	2	6965	242/62	0.00	0.00			0.46	-3.27	-2.81	-1.00	Pass	
HE40	MCS0	2	7085	Full	0.00	0.00			-2.48	-3.27	-5.75	-1.00	Pass	
HE40	MCS0	2	7085	242/62	0.00	0.00			-3.23	-3.27	-6.50	-1.00	Pass	
HE80	MCS0	2	6945	Full	0.00	0.00			0.17	-3.27	-3.10	-1.00	Pass	
HE80	MCS0	2	6945	484/65	0.00	0.00			-0.04	-3.27	-3.31	-1.00	Pass	
HE80	MCS0	2	7025	Full	0.00	0.00			-5.33	-3.27	-8.59	-1.00	Pass	
HE80	MCS0	2	7025	484/66	0.00	0.00			-6.42	-3.27	-9.69	-1.00	Pass	
HE160	MCS0	2	6985	Full	0.00	0.00			-7.94	-3.27	-11.20	-1.00	Pass	
HE160	MCS0	2	6985	996/67	0.00	0.00			-7.98	-3.27	-11.25	-1.00	Pass	
HE160	MCS0	2	6985	996/S67	0.00	0.00			-8.25	-3.27	-11.52	-1.00	Pass	



Appendix B. AC Conducted Emission Test Results

Test Engineer :	Amos Zhang	Temperature :	25.3~26.2°C
		Relative Humidity :	38~40%
Test Voltage :	120Vac / 60Hz	Phase :	Line
Remark :	All emissions not reported here are more than 10 dB below the prescribed limit.		

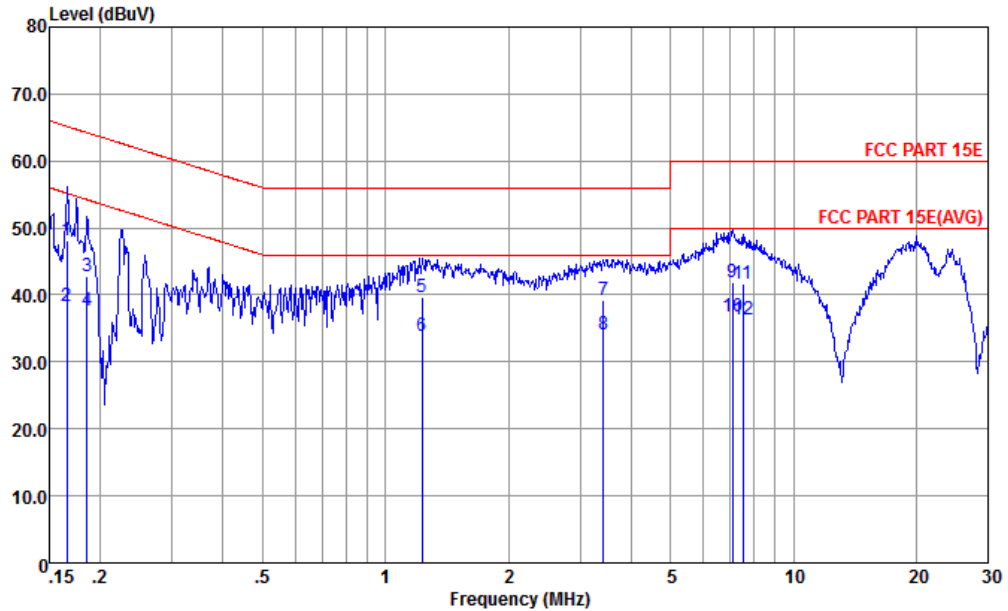


Site : CO01-KS
 Condition : FCC PART 15E LISN-060105-L LINE

	Freq	Level	Over	Limit	Read	LISN	Cable	Remark
	MHz	dBuV	Limit	Line	Level	Factor	Loss	
			dB	dBuV	dBuV	dB	dB	
1	0.169	48.06	-16.97	65.03	37.60	0.03	10.43	QP
2	0.169	38.66	-16.37	55.03	28.20	0.03	10.43	Average
3	0.246	41.89	-20.02	61.91	31.49	0.06	10.34	QP
4	0.246	25.59	-26.32	51.91	15.19	0.06	10.34	Average
5	0.953	35.86	-20.14	56.00	25.49	0.13	10.24	QP
6	0.953	29.66	-16.34	46.00	19.29	0.13	10.24	Average
7	1.141	37.46	-18.54	56.00	27.10	0.13	10.23	QP
8	1.141	31.66	-14.34	46.00	21.30	0.13	10.23	Average
9	1.367	38.57	-17.43	56.00	28.21	0.13	10.23	QP
10 *	1.367	32.47	-13.53	46.00	22.11	0.13	10.23	Average
11	1.619	36.97	-19.03	56.00	26.60	0.14	10.23	QP
12	1.619	31.57	-14.43	46.00	21.20	0.14	10.23	Average



Test Engineer :	Amos Zhang	Temperature :	25.3~26.2°C
		Relative Humidity :	38~40%
Test Voltage :	120Vac / 60Hz	Phase :	Neutral
Remark :	All emissions not reported here are more than 10 dB below the prescribed limit.		



Site : CO01-KS
 Condition : FCC PART 15E LISN-060105-N NEUTRAL

	Freq	Level	Over	Limit	Read	LISN	Cable	Remark
	MHz	dBuV	Limit	Line	Level	Factor	Loss	
			dB	dBuV	dBuV	dB	dB	
1	0.166	48.05	-17.11	65.16	37.50	0.11	10.44	QP
2	0.166	38.35	-16.81	55.16	27.80	0.11	10.44	Average
3	0.185	42.70	-21.54	64.24	32.21	0.10	10.39	QP
4	0.185	37.60	-16.64	54.24	27.11	0.10	10.39	Average
5	1.229	39.56	-16.44	56.00	29.20	0.13	10.23	QP
6	1.229	33.96	-12.04	46.00	23.60	0.13	10.23	Average
7	3.417	39.30	-16.70	56.00	28.89	0.16	10.25	QP
8 *	3.417	34.00	-12.00	46.00	23.59	0.16	10.25	Average
9	7.100	42.00	-18.00	60.00	31.50	0.20	10.30	QP
10	7.100	36.70	-13.30	50.00	26.20	0.20	10.30	Average
11	7.526	41.72	-18.28	60.00	31.20	0.21	10.31	QP
12	7.526	36.32	-13.68	50.00	25.80	0.21	10.31	Average



Appendix C. Radiated Spurious Emission

U-NII 5 - 5925-6425MHzMHz

WIFI 802.11a (Band Edge @ 3m)

WIFI Ant.	Note	Frequency	Level	Over Limit	Limit Line	Read Level	Antenna Factor	Path Loss	Preamp Factor	Ant Pos	Table Pos	Peak Avg.	Pol.
1+2		(MHz)	(dBμV/m)	(dB)	(dBμV/m)	(dBμV)	(dB/m)	(dB)	(dB)	(cm)	(deg)	(P/A)	(H/V)
802.11a CH 01 5955MHz		5905.92	56.69	-31.61	88.3	42.04	35.88	12.31	33.54	155	9	P	H
		5858.6	46.15	-22.15	68.3	31.42	35.9	12.26	33.43	155	9	A	H
	*	5959	101.3	---	---	86.76	35.85	12.35	33.66	155	9	P	H
		5959	94.07	---	---	79.53	35.85	12.35	33.66	155	9	A	H
		5902.7	57.12	-31.18	88.3	42.49	35.88	12.29	33.54	148	21	P	V
		5854.54	46.07	-22.23	68.3	31.34	35.9	12.26	33.43	148	21	A	V
	*	5950	98.06	---	---	83.52	35.86	12.34	33.66	148	21	P	V
		5950	90.92	---	---	76.38	35.86	12.34	33.66	148	21	A	V
Remark	1. No other spurious found. 2. All results are PASS against Peak and Average limit line.												



U-NII 5 5925~6425MHz
WIFI 802.11a (Harmonic @ 3m)

Table with 14 columns: WIFI Ant. 1+2, Note, Frequency (MHz), Level (dBµV/m), Over Limit (dB), Limit Line (dBµV/m), Read Level (dBµV), Antenna Factor (dB/m), Path Loss (dB), Preamp Factor (dB), Ant Pos (cm), Table Pos (deg), Peak Avg. (P/A), Pol. (H/V). Rows include data for 802.11a CH 01, CH 45, and CH 93 at various frequencies.

Remark
1. No other spurious found.
2. All results are PASS against Peak and Average limit line.



U-NII 5 5925~6425MHz
WIFI 802.11ax HE20 Full RU (Band Edge @ 3m)

Table with 14 columns: WIFI Ant. 1+2, Note, Frequency (MHz), Level (dBµV/m), Over Limit (dB), Limit Line (dBµV/m), Read Level (dBµV), Antenna Factor (dB/m), Path Loss (dB), Preamp Factor (dB), Ant Pos (cm), Table Pos (deg), Peak Avg. (P/A), Pol. (H/V). Rows include test results for 802.11ax HE20 Full RU CH 01 5955MHz and a Remark section.



U-NII 5 5925~6425MHz
WIFI 802.11ax HE20 Full RU (Harmonic @ 3m)

WIFI Ant. 1+2	Note	Frequency (MHz)	Level (dBμV/m)	Over Limit (dB)	Limit Line (dBμV/m)	Read Level (dBμV)	Antenna Factor (dB/m)	Path Loss (dB)	Preamp Factor (dB)	Ant Pos (cm)	Table Pos (deg)	Peak Avg. (P/A)	Pol. (H/V)
802.11ax HE20 Full RU CH 01 5955MHz		11910.38	45.79	-28.21	74	49.08	38.95	17.9	60.14	300	0	P	H
		11910.38	45.58	-28.42	74	48.87	38.95	17.9	60.14	100	360	P	V
802.11ax HE20 Full RU CH 45 6175MHz		12350.94	46.45	-27.55	74	49.2	39.26	18.08	60.09	300	0	P	H
		12350.94	45.65	-28.35	74	48.4	39.26	18.08	60.09	100	360	P	V
802.11ax HE20 Full RU CH 93 6415MHz		12831.54	45.35	-42.95	88.3	47.42	39.61	18.42	60.1	300	0	P	H
		12831.54	46.47	-41.83	88.3	48.54	39.61	18.42	60.1	100	360	P	V
Remark	1. No other spurious found. 2. All results are PASS against Peak and Average limit line.												



U-NII 5 5925~6425MHz
WIFI 802.11ax HE20 Partial RU26 (Band Edge @ 3m)

Table with 14 columns: WIFI Ant. 1+2, Note, Frequency (MHz), Level (dBµV/m), Over Limit (dB), Limit Line (dBµV/m), Read Level (dBµV), Antenna Factor (dB/m), Path Loss (dB), Preamp Factor (dB), Ant Pos (cm), Table Pos (deg), Peak Avg. (P/A), Pol. (H/V). Rows include data for 802.11ax HE20 Partial RU26/0 CH 01 5955MHz.

Remark
1. No other spurious found.
2. All results are PASS against Peak and Average limit line.



U-NII 5 5925~6425MHz
WIFI 802.11ax HE20 Partial RU52 (Band Edge @ 3m)

Table with 14 columns: WIFI Ant. 1+2, Note, Frequency (MHz), Level (dBµV/m), Over Limit (dB), Limit Line (dBµV/m), Read Level (dBµV), Antenna Factor (dB/m), Path Loss (dB), Preamp Factor (dB), Ant Pos (cm), Table Pos (deg), Peak Avg. (P/A), Pol. (H/V). Rows include test results for 802.11ax HE20 Partial RU52/37 CH 01 5955MHz and a Remark section.



U-NII 5 5925~6425MHz
WIFI 802.11ax HE20 Partial RU106 (Band Edge @ 3m)

Table with 14 columns: WIFI Ant. 1+2, Note, Frequency (MHz), Level (dBµV/m), Over Limit (dB), Limit Line (dBµV/m), Read Level (dBµV), Antenna Factor (dB/m), Path Loss (dB), Preamp Factor (dB), Ant Pos (cm), Table Pos (deg), Peak Avg. (P/A), Pol. (H/V). Rows include test results for 802.11ax HE20 Partial RU106/53 CH 01 5955MHz and a Remark section.



U-NII 5 5925~6425MHz
WIFI 802.11ax HE40 Full RU (Band Edge @ 3m)

Table with 14 columns: WIFI Ant. 1+2, Note, Frequency (MHz), Level (dBµV/m), Over Limit (dB), Limit Line (dBµV/m), Read Level (dBµV), Antenna Factor (dB/m), Path Loss (dB), Preamp Factor (dB), Ant Pos (cm), Table Pos (deg), Peak Avg. (P/A), Pol. (H/V). Rows include test data for 802.11ax HE40 Full RU CH 03 5965MHz and a Remark section.



U-NII 5 5925~6425MHz
WIFI 802.11ax HE40 Full RU (Harmonic @ 3m)

Table with 14 columns: WIFI Ant. 1+2, Note, Frequency (MHz), Level (dBµV/m), Over Limit (dB), Limit Line (dBµV/m), Read Level (dBµV), Antenna Factor (dB/m), Path Loss (dB), Preamp Factor (dB), Ant Pos (cm), Table Pos (deg), Peak Avg. (P/A), Pol. (H/V). Rows include test results for 802.11ax HE40 Full RU at various frequencies and channels.



U-NII 5 5925~6425MHz
WIFI 802.11ax HE40 Partial RU242 (Band Edge @ 3m)

Table with 14 columns: WIFI Ant. 1+2, Note, Frequency (MHz), Level (dBµV/m), Over Limit (dB), Limit Line (dBµV/m), Read Level (dBµV), Antenna Factor (dB/m), Path Loss (dB), Preamp Factor (dB), Ant Pos (cm), Table Pos (deg), Peak Avg. (P/A), Pol. (H/V). Rows include test results for 802.11ax HE40 Partial RU242/61 CH 03 5965MHz and a Remark section.



U-NII 5 5925~6425MHz
WIFI 802.11ax HE80 Full RU (Band Edge @ 3m)

Table with 14 columns: WIFI Ant. 1+2, Note, Frequency (MHz), Level (dBµV/m), Over Limit (dB), Limit Line (dBµV/m), Read Level (dBµV), Antenna Factor (dB/m), Path Loss (dB), Preamp Factor (dB), Ant Pos (cm), Table Pos (deg), Peak Avg. (P/A), Pol. (H/V). Rows include test data for 802.11ax HE80 Full RU CH 07 5985MHz.

Remark
1. No other spurious found.
2. All results are PASS against Peak and Average limit line.



U-NII 5 5925~6425MHz
WIFI 802.11ax HE80 Full RU (Harmonic @ 3m)

Table with 14 columns: WIFI Ant. 1+2, Note, Frequency (MHz), Level (dBµV/m), Over Limit (dB), Limit Line (dBµV/m), Read Level (dBµV), Antenna Factor (dB/m), Path Loss (dB), Preamp Factor (dB), Ant Pos (cm), Table Pos (deg), Peak Avg. (P/A), Pol. (H/V). Rows include test results for 802.11ax HE80 Full RU at various frequencies and channels.

Remark
1. No other spurious found.
2. All results are PASS against Peak and Average limit line.



U-NII 5 5925~6425MHz
WIFI 802.11ax HE80 Partial RU484 (Band Edge @ 3m)

Table with 14 columns: WIFI Ant. 1+2, Note, Frequency (MHz), Level (dBµV/m), Over Limit (dB), Limit Line (dBµV/m), Read Level (dBµV), Antenna Factor (dB/m), Path Loss (dB), Preamp Factor (dB), Ant Pos (cm), Table Pos (deg), Peak Avg. (P/A), Pol. (H/V). Rows include data for 802.11ax HE80 Partial RU484/65 CH 07 5985MHz.

Remark
1. No other spurious found.
2. All results are PASS against Peak and Average limit line.



U-NII 5 5925~6425MHz
WIFI 802.11ax HE160 Full RU (Band Edge @ 3m)

Table with 14 columns: WIFI Ant. 1+2, Note, Frequency (MHz), Level (dBµV/m), Over Limit (dB), Limit Line (dBµV/m), Read Level (dBµV), Antenna Factor (dB/m), Path Loss (dB), Preamp Factor (dB), Ant Pos (cm), Table Pos (deg), Peak Avg. (P/A), Pol. (H/V). Rows include test results for 802.11ax HE160 Full RU CH 15 6025MHz and a Remark section.



U-NII 5 5925~6425MHz
WIFI 802.11ax HE160 Full RU (Harmonic @ 3m)

WIFI Ant. 1+2	Note	Frequency (MHz)	Level (dBμV/m)	Over Limit (dB)	Limit Line (dBμV/m)	Read Level (dBμV)	Antenna Factor (dB/m)	Path Loss (dB)	Preamp Factor (dB)	Ant Pos (cm)	Table Pos (deg)	Peak Avg. (P/A)	Pol. (H/V)
802.11ax HE160 Full RU CH 15 6025MHz		12050.56	46.28	-27.72	74	49.34	39.04	17.98	60.08	300	0	P	H
		12050.56	45.07	-28.93	74	48.13	39.04	17.98	60.08	100	360	P	V
802.11ax HE160 Full RU CH 47 6185MHz		12370.96	45.14	-28.86	74	47.86	39.28	18.09	60.09	300	0	P	H
		12370.96	44.86	-29.14	74	47.58	39.28	18.09	60.09	100	360	P	V
802.11ax HE160 Full RU CH 79 6345MHz		12691.36	46.26	-27.74	74	48.54	39.51	18.3	60.09	300	0	P	H
		12691.36	46.59	-27.41	74	48.87	39.51	18.3	60.09	100	360	P	V
Remark	1. No other spurious found. 2. All results are PASS against Peak and Average limit line.												



**U-NII 5 5925~6425MHz
WIFI 802.11ax HE160 Partial RU996 (Band Edge @ 3m)**

WIFI Ant. 1+2	Note	Frequency (MHz)	Level (dBμV/m)	Over Limit (dB)	Limit Line (dBμV/m)	Read Level (dBμV)	Antenna Factor (dB/m)	Path Loss (dB)	Preamp Factor (dB)	Ant Pos (cm)	Table Pos (deg)	Peak Avg. (P/A)	Pol. (H/V)
802.11ax HE160 Partial RU996/67 CH 15 6025MHz		5915.88	61.74	-26.56	88.3	47.09	35.88	12.31	33.54	157	0	P	H
		5924.2	46.48	-21.82	68.3	31.89	35.87	12.32	33.6	157	0	A	H
		6013	94.49	---	---	80.03	35.83	12.4	33.77	157	0	P	H
		6013	86.24	---	---	71.78	35.83	12.4	33.77	157	0	A	H
		5905.64	59.81	-28.49	88.3	45.16	35.88	12.31	33.54	171	19	P	V
		5897.64	45.85	-22.45	68.3	31.22	35.88	12.29	33.54	171	19	A	V
		6022	92.49	---	---	78.03	35.83	12.4	33.77	171	19	P	V
		6022	84.3	---	---	69.84	35.83	12.4	33.77	171	19	A	V
Remark	1. No other spurious found. 2. All results are PASS against Peak and Average limit line.												



U-NII 6 - 6425-6525MHzMHz

WIFI 802.11a (Harmonic @ 3m)

WIFI	Note	Frequency	Level	Over	Limit	Read	Antenna	Path	Preamp	Ant	Table	Peak	Pol.
Ant.				Limit	Line	Level	Factor	Loss	Factor	Pos	Pos	Avg.	
1+2		(MHz)	(dBμV/m)	(dB)	(dBμV/m)	(dBμV)	(dB/m)	(dB)	(dB)	(cm)	(deg)	(P/A)	(H/V)
802.11a CH 97 6435MHz		12871.58	46.19	-42.11	88.3	48.2	39.64	18.45	60.1	300	0	P	H
		12871.58	45.92	-42.38	88.3	47.93	39.64	18.45	60.1	100	360	P	V
802.11a CH 105 6475MHz		12951.69	46.01	-42.29	88.3	47.89	39.7	18.52	60.1	300	0	P	H
		12951.69	45.94	-42.36	88.3	47.82	39.7	18.52	60.1	100	360	P	V
802.11a CH 113 6515MHz		13031.79	45.35	-42.95	88.3	47.1	39.76	18.59	60.1	300	0	P	H
		13031.79	45.89	-42.41	88.3	47.64	39.76	18.59	60.1	100	360	P	V
Remark	1. No other spurious found. 2. All results are PASS against Peak and Average limit line.												



U-NII 6 6425~6525MHz
WIFI 802.11ax HE20 Full RU (Harmonic @ 3m)

Table with 14 columns: WIFI Ant. 1+2, Note, Frequency (MHz), Level (dBµV/m), Over Limit (dB), Limit Line (dBµV/m), Read Level (dBµV), Antenna Factor (dB/m), Path Loss (dB), Preamp Factor (dB), Ant Pos (cm), Table Pos (deg), Peak Avg. (P/A), Pol. (H/V). Rows include data for 802.11ax HE20 Full RU at 12871.58 MHz, 12951.69 MHz, and 13031.79 MHz.

Remark
1. No other spurious found.
2. All results are PASS against Peak and Average limit line.



U-NII 6 5925~6425MHz
WIFI 802.11ax HE40 Full RU (Harmonic @ 3m)

Table with 14 columns: WIFI Ant. 1+2, Note, Frequency (MHz), Level (dBµV/m), Over Limit (dB), Limit Line (dBµV/m), Read Level (dBµV), Antenna Factor (dB/m), Path Loss (dB), Preamp Factor (dB), Ant Pos (cm), Table Pos (deg), Peak Avg. (P/A), Pol. (H/V). Rows include data for 802.11ax HE40 Full RU CH 99 6445MHz and CH 107 6485MHz.

Remark
1. No other spurious found.
2. All results are PASS against Peak and Average limit line.



U-NII 6 6425~6525MHz
WIFI 802.11ax HE80 Full RU (Harmonic @ 3m)

Table with 14 columns: WIFI Ant. 1+2, Note, Frequency (MHz), Level (dBµV/m), Over Limit (dB), Limit Line (dBµV/m), Read Level (dBµV), Antenna Factor (dB/m), Path Loss (dB), Preamp Factor (dB), Ant Pos (cm), Table Pos (deg), Peak Avg. (P/A), Pol. (H/V). Rows include test results for 802.11ax HE80 Full RU CH 103 6465MHz and a Remark section.



U-NII 6 - Straddle Channel

WIFI 802.11ax HE40 Full RU (Harmonic @ 3m)

WIFI Ant. 1+2	Note	Frequency (MHz)	Level (dBμV/m)	Over Limit (dB)	Limit Line (dBμV/m)	Read Level (dBμV)	Antenna Factor (dB/m)	Path Loss (dB)	Preamp Factor (dB)	Ant Pos (cm)	Table Pos (deg)	Peak Avg. (P/A)	Pol. (H/V)
802.11ax HE40 Full RU CH 115 6525MHz		13051.81	46.02	-42.28	88.3	47.74	39.77	18.61	60.1	300	0	P	H
		13051.81	45.87	-42.43	88.3	47.59	39.77	18.61	60.1	100	360	P	V

Remark

1. No other spurious found.
2. All results are PASS against Peak and Average limit line.

U-NII 6 Straddle Channel

WIFI 802.11ax HE80 Full RU (Harmonic @ 3m)

WIFI Ant. 1+2	Note	Frequency (MHz)	Level (dBμV/m)	Over Limit (dB)	Limit Line (dBμV/m)	Read Level (dBμV)	Antenna Factor (dB/m)	Path Loss (dB)	Preamp Factor (dB)	Ant Pos (cm)	Table Pos (deg)	Peak Avg. (P/A)	Pol. (H/V)
802.11ax HE80 Full RU CH 119 6545MHz		13091.86	45.55	-42.75	88.3	47.2	39.8	18.65	60.1	300	0	P	H
		13091.86	46.6	-41.7	88.3	48.25	39.8	18.65	60.1	100	360	P	V

Remark

1. No other spurious found.
2. All results are PASS against Peak and Average limit line.



U-NII 6 Straddle Channel
WIFI 802.11ax HE160 Full RU (Harmonic @ 3m)

Table with 14 columns: WIFI Ant. 1+2, Note, Frequency (MHz), Level (dBµV/m), Over Limit (dB), Limit Line (dBµV/m), Read Level (dBµV), Antenna Factor (dB/m), Path Loss (dB), Preamp Factor (dB), Ant Pos (cm), Table Pos (deg), Peak Avg. (P/A), Pol. (H/V). Includes data for 802.11ax HE160 Full RU CH 111 6505MHz and a Remark section.

U-NII 7 - 6525-6875MHzMHz

WIFI 802.11a (Harmonic @ 3m)

Table with 14 columns: WIFI Ant. 1+2, Note, Frequency (MHz), Level (dBµV/m), Over Limit (dB), Limit Line (dBµV/m), Read Level (dBµV), Antenna Factor (dB/m), Path Loss (dB), Preamp Factor (dB), Ant Pos (cm), Table Pos (deg), Peak Avg. (P/A), Pol. (H/V). Includes data for 802.11a CH 117 6535MHz, 802.11a CH 149 6695MHz, and a Remark section.



U-NII 7 6525~6875MHz
WIFI 802.11ax HE20 Full RU (Harmonic @ 3m)

Table with 14 columns: WIFI Ant. 1+2, Note, Frequency (MHz), Level (dBµV/m), Over Limit (dB), Limit Line (dBµV/m), Read Level (dBµV), Antenna Factor (dB/m), Path Loss (dB), Preamp Factor (dB), Ant Pos (cm), Table Pos (deg), Peak Avg. (P/A), Pol. (H/V). Rows include data for 802.11ax HE20 Full RU CH 117 6535MHz and CH 149 6695MHz.

Remark
1. No other spurious found.
2. All results are PASS against Peak and Average limit line.



U-NII 7 6525~6875MHz
WIFI 802.11ax HE40 Full RU (Harmonic @ 3m)

Table with 14 columns: WIFI Ant. 1+2, Note, Frequency (MHz), Level (dBµV/m), Over Limit (dB), Limit Line (dBµV/m), Read Level (dBµV), Antenna Factor (dB/m), Path Loss (dB), Preamp Factor (dB), Ant Pos (cm), Table Pos (deg), Peak Avg. (P/A), Pol. (H/V). Rows include test results for frequencies 13131.91, 13368.21, and 13688.61 MHz.

Remark
1. No other spurious found.
2. All results are PASS against Peak and Average limit line.



U-NII 7 6525~6875MHz
WIFI 802.11ax HE80 Full RU (Harmonic @ 3m)

Table with 14 columns: WIFI Ant. 1+2, Note, Frequency (MHz), Level (dBµV/m), Over Limit (dB), Limit Line (dBµV/m), Read Level (dBµV), Antenna Factor (dB/m), Path Loss (dB), Preamp Factor (dB), Ant Pos (cm), Table Pos (deg), Peak Avg. (P/A), Pol. (H/V). Rows include data for 802.11ax HE80 Full RU CH 135 6625MHz and CH 151 6705MHz.

Remark
1. No other spurious found.
2. All results are PASS against Peak and Average limit line.



U-NII 7 6525~6875MHz
WIFI 802.11ax HE160 Full RU (Harmonic @ 3m)

Table with 14 columns: WIFI Ant. 1+2, Note, Frequency (MHz), Level (dBµV/m), Over Limit (dB), Limit Line (dBµV/m), Read Level (dBµV), Antenna Factor (dB/m), Path Loss (dB), Preamp Factor (dB), Ant Pos (cm), Table Pos (deg), Peak Avg. (P/A), Pol. (H/V). Rows include test results for 802.11ax HE160 Full RU CH 143 6665MHz and a Remark section.



U-NII 7 - Straddle Channel

WIFI 802.11a (Harmonic @ 3m)

WIFI Ant.	Note	Frequency	Level	Over Limit	Limit Line	Read Level	Antenna Factor	Path Loss	Preamp Factor	Ant Pos	Table Pos	Peak Avg.	Pol.
1+2		(MHz)	(dBμV/m)	(dB)	(dBμV/m)	(dBμV)	(dB/m)	(dB)	(dB)	(cm)	(deg)	(P/A)	(H/V)
802.11a CH 185		13748.68	46.93	-41.37	88.3	47.8	39.9	19.31	60.08	300	0	P	H
6875MHz		13748.68	46.63	-41.67	88.3	47.5	39.9	19.31	60.08	100	360	P	V
Remark	1. No other spurious found. 2. All results are PASS against Peak and Average limit line.												

U-NII 7 Straddle Channel

WIFI 802.11ax HE20 Full RU (Harmonic @ 3m)

WIFI Ant.	Note	Frequency	Level	Over Limit	Limit Line	Read Level	Antenna Factor	Path Loss	Preamp Factor	Ant Pos	Table Pos	Peak Avg.	Pol.
1+2		(MHz)	(dBμV/m)	(dB)	(dBμV/m)	(dBμV)	(dB/m)	(dB)	(dB)	(cm)	(deg)	(P/A)	(H/V)
802.11ax HE20 Full RU		13748.68	47.33	-40.97	88.3	48.2	39.9	19.31	60.08	300	0	P	H
CH 185 6875MHz		13748.68	46.27	-42.03	88.3	47.14	39.9	19.31	60.08	100	360	P	V
Remark	1. No other spurious found. 2. All results are PASS against Peak and Average limit line.												



U-NII 7 Straddle Channel

WIFI 802.11ax HE80 Full RU (Harmonic @ 3m)

WIFI Ant. 1+2	Note	Frequency (MHz)	Level (dBμV/m)	Over Limit (dB)	Limit Line (dBμV/m)	Read Level (dBμV)	Antenna Factor (dB/m)	Path Loss (dB)	Preamp Factor (dB)	Ant Pos (cm)	Table Pos (deg)	Peak Avg. (P/A)	Pol. (H/V)
802.11ax HE80 Full RU		13728.66	46.77	-41.53	88.3	47.64	39.91	19.3	60.08	300	0	P	H
CH 183 6865MHz		13728.66	49.48	-38.82	88.3	50.35	39.91	19.3	60.08	100	360	P	V
Remark	1. No other spurious found. 2. All results are PASS against Peak and Average limit line.												

U-NII 7 Straddle Channel

WIFI 802.11ax HE160 Full RU (Harmonic @ 3m)

WIFI Ant. 1+2	Note	Frequency (MHz)	Level (dBμV/m)	Over Limit (dB)	Limit Line (dBμV/m)	Read Level (dBμV)	Antenna Factor (dB/m)	Path Loss (dB)	Preamp Factor (dB)	Ant Pos (cm)	Table Pos (deg)	Peak Avg. (P/A)	Pol. (H/V)
802.11ax HE160 Full RU		13648.55	46.18	-42.12	88.3	47.08	39.98	19.21	60.09	300	0	P	H
CH 175 6825MHz		13648.55	46.11	-42.19	88.3	47.01	39.98	19.21	60.09	100	360	P	V
Remark	1. No other spurious found. 2. All results are PASS against Peak and Average limit line.												



U-NII 8 - 6875-7125MHzMHz

WIFI 802.11a (Band Edge @ 3m)

WIFI	Note	Frequency	Level	Over	Limit	Read	Antenna	Path	Preamp	Ant	Table	Peak	Pol.
Ant.				Limit	Line	Level	Factor	Loss	Factor	Pos	Pos	Avg.	
1+2		(MHz)	(dBμV/m)	(dB)	(dBμV/m)	(dBμV)	(dB/m)	(dB)	(dB)	(cm)	(deg)	(P/A)	(H/V)
802.11a CH 229 7095MHz		7210.44	56.73	-31.57	88.3	42.3	36.72	13.62	35.91	208	0	P	H
		7244.36	46.01	-22.29	68.3	31.57	36.7	13.65	35.91	208	0	A	H
	*	7093	100.74	---	---	86.38	36.77	13.5	35.91	208	0	P	H
		7093	92.89	---	---	78.53	36.77	13.5	35.91	208	0	A	H
		7239.72	56.24	-32.06	88.3	41.8	36.7	13.65	35.91	100	23	P	V
		7213.8	46.05	-22.25	68.3	31.61	36.71	13.64	35.91	100	23	A	V
	*	7093	102.27	---	---	87.91	36.77	13.5	35.91	100	23	P	V
		7093	94.33	---	---	79.97	36.77	13.5	35.91	100	23	A	V
Remark	1. No other spurious found. 2. All results are PASS against Peak and Average limit line.												



**U-NII 8 6875~7125MHz
WIFI 802.11a (Harmonic @ 3m)**

WIFI Ant. 1+2	Note	Frequency (MHz)	Level (dBμV/m)	Over Limit (dB)	Limit Line (dBμV/m)	Read Level (dBμV)	Antenna Factor (dB/m)	Path Loss (dB)	Preamp Factor (dB)	Ant Pos (cm)	Table Pos (deg)	Peak Avg. (P/A)	Pol. (H/V)
802.11a CH 189		13788.73	45.85	-42.45	88.3	46.71	39.87	19.35	60.08	300	0	P	H
6895MHz		13788.73	46.3	-42	88.3	47.16	39.87	19.35	60.08	100	360	P	V
802.11a CH 209		13988.98	46.46	-41.84	88.3	47.25	39.71	19.55	60.05	300	0	P	H
6995MHz		13988.98	46.61	-41.69	88.3	47.4	39.71	19.55	60.05	100	360	P	V
802.11a CH 229		14005	45.8	-42.5	88.3	46.58	39.7	19.57	60.05	300	0	P	H
7095MHz		14005	45.97	-42.33	88.3	46.75	39.7	19.57	60.05	100	360	P	V

Remark	1. No other spurious found.
	2. All results are PASS against Peak and Average limit line.



U-NII 8 - 6875-7125MHzMHz
WIFI 802.11ax HE20 Full RU (Band Edge @ 3m)

Table with 14 columns: WIFI Ant. 1+2, Note, Frequency (MHz), Level (dBµV/m), Over Limit (dB), Limit Line (dBµV/m), Read Level (dBµV), Antenna Factor (dB/m), Path Loss (dB), Preamp Factor (dB), Ant Pos (cm), Table Pos (deg), Peak Avg. (P/A), Pol. (H/V). Rows include test data for 802.11ax HE20 Full RU CH 229 7095MHz and a Remark section.



U-NII 8 6875~7125MHz
WIFI 802.11ax HE20 Full RU (Harmonic @ 3m)

WIFI Ant. 1+2	Note	Frequency (MHz)	Level (dBμV/m)	Over Limit (dB)	Limit Line (dBμV/m)	Read Level (dBμV)	Antenna Factor (dB/m)	Path Loss (dB)	Preamp Factor (dB)	Ant Pos (cm)	Table Pos (deg)	Peak Avg. (P/A)	Pol. (H/V)
802.11ax HE20 Full RU CH 189 6895MHz		13788.73	46.4	-41.9	88.3	47.26	39.87	19.35	60.08	300	0	P	H
		13788.73	46.79	-41.51	88.3	47.65	39.87	19.35	60.08	100	360	P	V
802.11ax HE20 Full RU CH 209 6995MHz		13988.98	45.81	-42.49	88.3	46.6	39.71	19.55	60.05	300	0	P	H
		13988.98	46.21	-42.09	88.3	47	39.71	19.55	60.05	100	360	P	V
802.11ax HE20 Full RU CH 229 7095MHz		14192	45.41	-42.89	88.3	45.97	39.83	19.65	60.04	300	360	P	H
		14192	47.37	-40.93	88.3	47.93	39.83	19.65	60.04	100	0	P	V
Remark	1. No other spurious found. 2. All results are PASS against Peak and Average limit line.												



U-NII 8 6875~7125MHz
WIFI 802.11ax HE20 Partial RU26 (Band Edge @ 3m)

Table with 14 columns: WIFI Ant. 1+2, Note, Frequency (MHz), Level (dBµV/m), Over Limit (dB), Limit Line (dBµV/m), Read Level (dBµV), Antenna Factor (dB/m), Path Loss (dB), Preamp Factor (dB), Ant Pos (cm), Table Pos (deg), Peak Avg. (P/A), Pol. (H/V). Rows include test results for 802.11ax HE20 Partial RU26/8 CH 229 7095MHz and a Remark section.



U-NII 8 6875~7125MHz
WIFI 802.11ax HE20 Partial RU52 (Band Edge @ 3m)

Table with 14 columns: WIFI Ant. 1+2, Note, Frequency (MHz), Level (dBµV/m), Over Limit (dB), Limit Line (dBµV/m), Read Level (dBµV), Antenna Factor (dB/m), Path Loss (dB), Preamp Factor (dB), Ant Pos (cm), Table Pos (deg), Peak Avg. (P/A), Pol. (H/V). Rows include test results for 802.11ax HE20 Partial 52/40 CH 229 7095MHz and a Remark section.



U-NII 8 6875~7125MHz
WIFI 802.11ax HE20 Partial RU106 (Band Edge @ 3m)

Table with 14 columns: WIFI Ant. 1+2, Note, Frequency (MHz), Level (dBµV/m), Over Limit (dB), Limit Line (dBµV/m), Read Level (dBµV), Antenna Factor (dB/m), Path Loss (dB), Preamp Factor (dB), Ant Pos (cm), Table Pos (deg), Peak Avg. (P/A), Pol. (H/V). Rows include data for 802.11ax HE20 Partial RU106/54 CH 229 7095MHz and a Remark section.



U-NII 8 6875~7125MHz
WIFI 802.11ax HE40 Full RU (Band Edge @ 3m)

Table with 14 columns: WIFI Ant. 1+2, Note, Frequency (MHz), Level (dBµV/m), Over Limit (dB), Limit Line (dBµV/m), Read Level (dBµV), Antenna Factor (dB/m), Path Loss (dB), Preamp Factor (dB), Ant Pos (cm), Table Pos (deg), Peak Avg. (P/A), Pol. (H/V). Rows include test results for 802.11ax HE40 Full RU CH 227 7085MHz and a Remark section.



U-NII 8 6875~7125MHz
WIFI 802.11ax HE40 Full RU (Harmonic @ 3m)

Table with 14 columns: WIFI Ant. 1+2, Note, Frequency (MHz), Level (dBµV/m), Over Limit (dB), Limit Line (dBµV/m), Read Level (dBµV), Antenna Factor (dB/m), Path Loss (dB), Preamp Factor (dB), Ant Pos (cm), Table Pos (deg), Peak Avg. (P/A), Pol. (H/V). Rows include data for 802.11ax HE40 Full RU CH 203 6965MHz and CH 227 7085MHz.

Remark
1. No other spurious found.
2. All results are PASS against Peak and Average limit line.



U-NII 8 6875~7125MHz
WIFI 802.11ax HE40 Partial RU242 (Band Edge @ 3m)

Table with 14 columns: WIFI Ant. 1+2, Note, Frequency (MHz), Level (dBµV/m), Over Limit (dB), Limit Line (dBµV/m), Read Level (dBµV), Antenna Factor (dB/m), Path Loss (dB), Preamp Factor (dB), Ant Pos (cm), Table Pos (deg), Peak Avg. (P/A), Pol. (H/V). Rows include test results for 802.11ax HE40 Partial RU242/62 CH 227 7085MHz and a Remark section.



U-NII 8 6875~7125MHz
WIFI 802.11ax HE80 Full RU (Band Edge @ 3m)

Table with 14 columns: WIFI Ant. 1+2, Note, Frequency (MHz), Level (dBµV/m), Over Limit (dB), Limit Line (dBµV/m), Read Level (dBµV), Antenna Factor (dB/m), Path Loss (dB), Preamp Factor (dB), Ant Pos (cm), Table Pos (deg), Peak Avg. (P/A), Pol. (H/V). Rows include test results for 802.11ax HE80 Full RU CH 215 7025MHz and a Remark section.



U-NII 8 6875~7125MHz
WIFI 802.11ax HE80 Full RU (Harmonic @ 3m)

Table with 14 columns: WIFI Ant. 1+2, Note, Frequency (MHz), Level (dBµV/m), Over Limit (dB), Limit Line (dBµV/m), Read Level (dBµV), Antenna Factor (dB/m), Path Loss (dB), Preamp Factor (dB), Ant Pos (cm), Table Pos (deg), Peak Avg. (P/A), Pol. (H/V). Rows include data for 802.11ax HE80 Full RU at 13888.86 MHz and 14048 MHz.

Remark
1. No other spurious found.
2. All results are PASS against Peak and Average limit line.



U-NII 8 6875~7125MHz
WIFI 802.11ax HE80 Partial RU484 (Band Edge @ 3m)

Table with 14 columns: WIFI Ant. 1+2, Note, Frequency (MHz), Level (dBµV/m), Over Limit (dB), Limit Line (dBµV/m), Read Level (dBµV), Antenna Factor (dB/m), Path Loss (dB), Preamp Factor (dB), Ant Pos (cm), Table Pos (deg), Peak Avg. (P/A), Pol. (H/V). Rows include test results for 802.11ax HE80 Partial RU484/66 CH 215 7025MHz and a Remark section.



U-NII 8 6875~7125MHz
WIFI 802.11ax HE160 Full RU (Band Edge @ 3m)

WIFI Ant. 1+2	Note	Frequency (MHz)	Level (dBμV/m)	Over Limit (dB)	Limit Line (dBμV/m)	Read Level (dBμV)	Antenna Factor (dB/m)	Path Loss (dB)	Preamp Factor (dB)	Ant Pos (cm)	Table Pos (deg)	Peak Avg. (P/A)	Pol. (H/V)
802.11ax HE160 Full RU CH 207 6985MHz		7156.84	57.27	-31.03	88.3	42.87	36.74	13.57	35.91	100	50	P	H
		7126.76	46.81	-21.49	68.3	32.43	36.75	13.54	35.91	100	50	A	H
	*	6976	96.5	---	---	82.22	36.73	13.4	35.85	100	50	P	H
		6976	87	---	---	72.72	36.73	13.4	35.85	100	50	A	H
		7126.44	56.15	-32.15	88.3	41.77	36.75	13.54	35.91	133	6	P	V
		7126.76	47.16	-21.14	68.3	32.78	36.75	13.54	35.91	133	6	A	V
	*	6958	98.7	---	---	84.55	36.58	13.37	35.8	133	6	P	V
		6958	88.77	---	---	74.62	36.58	13.37	35.8	133	6	A	V
Remark	1. No other spurious found. 2. All results are PASS against Peak and Average limit line.												



U-NII 8 6875~7125MHz
WIFI 802.11ax HE160 Full RU (Harmonic @ 3m)

Table with 14 columns: WIFI Ant. 1+2, Note, Frequency (MHz), Level (dBµV/m), Over Limit (dB), Limit Line (dBµV/m), Read Level (dBµV), Antenna Factor (dB/m), Path Loss (dB), Preamp Factor (dB), Ant Pos (cm), Table Pos (deg), Peak Avg. (P/A), Pol. (H/V). Rows include test results for 802.11ax HE160 Full RU and CH 207 6985MHz, and a Remark section.



U-NII 8 6875~7125MHz
WIFI 802.11ax HE160 Partial RU996 (Band Edge @ 3m)

Table with 14 columns: WIFI Ant. 1+2, Note, Frequency (MHz), Level (dBµV/m), Over Limit (dB), Limit Line (dBµV/m), Read Level (dBµV), Antenna Factor (dB/m), Path Loss (dB), Preamp Factor (dB), Ant Pos (cm), Table Pos (deg), Peak Avg. (P/A), Pol. (H/V). Rows include test results for 802.11ax HE160 Partial RU996/S67 CH 207 6985MHz and a Remark section.



U-NII 8 - Straddle Channel

WIFI 802.11ax HE40 Full RU (Harmonic @ 3m)

WIFI	Note	Frequency	Level	Over	Limit	Read	Antenna	Path	Preamp	Ant	Table	Peak	Pol.
Ant.				Limit	Line	Level	Factor	Loss	Factor	Pos	Pos	Avg.	
1+2		(MHz)	(dBμV/m)	(dB)	(dBμV/m)	(dBμV)	(dB/m)	(dB)	(dB)	(cm)	(deg)	(P/A)	(H/V)
802.11ax HE40 Full RU CH 187 6885MHz		13768.71	46.59	-41.71	88.3	47.45	39.89	19.33	60.08	300	0	P	H
		13768.71	46.83	-41.47	88.3	47.69	39.89	19.33	60.08	100	360	P	V

Remark	1. No other spurious found.
	2. All results are PASS against Peak and Average limit line.



Emission below 1GHz

WIFI 802.11ax HE160 Full RU (LF @ 3m)

WIFI	Note	Frequency	Level	Over	Limit	Read	Antenna	Path	Preamp	Ant	Table	Peak	Pol.
Ant.				Limit	Line	Level	Factor	Loss	Factor	Pos	Pos	Avg.	
1+2		(MHz)	(dBμV/m)	(dB)	(dBμV/m)	(dBμV)	(dB/m)	(dB)	(dB)	(cm)	(deg)	(P/A)	(H/V)
802.11ax HE160 Full RU LF		45.52	27.25	-12.75	40	42.22	16.92	1.03	32.92	---	---	P	H
		96.93	22.32	-21.18	43.5	36.14	17.47	1.49	32.78	---	---	P	H
		184.23	21.04	-22.46	43.5	35.31	16.68	2.06	33.01	---	---	P	H
		427.7	23.13	-22.87	46	29.51	23.2	3.16	32.74	---	---	P	H
		686.69	26.18	-19.82	46	29.19	25.75	4.01	32.77	---	---	P	H
		871.96	28.56	-17.44	46	29.32	27.29	4.51	32.56	---	---	P	H
		45.52	27.82	-12.18	40	42.79	16.92	1.03	32.92	---	---	P	V
		96.93	21.3	-22.2	43.5	35.12	17.47	1.49	32.78	---	---	P	V
		184.23	20.36	-23.14	43.5	34.63	16.68	2.06	33.01	---	---	P	V
		345.25	22.05	-23.95	46	30.84	21.28	2.83	32.9	---	---	P	V
	572.23	26.02	-19.98	46	29.21	25.72	3.65	32.56	---	---	P	V	
	795.33	27.9	-18.1	46	29.25	26.86	4.31	32.52	---	---	P	V	
Remark	1. No other spurious found. 2. All results are PASS against limit line.												



For Co-location:

LTE B48 Link + WLAN 6GHz 802.11ax HE160 CH15 + BLE (2Mbps) CH39

2.4GHz 2400~2483.5MHz

BLE (Band Edge @ 3m)

BLE	Note	Frequency	Level	Over	Limit	Read	Antenna	Path	Preamp	Ant	Table	Peak	Pol.
Ant. 1		(MHz)	(dBμV/m)	(dB)	Line (dBμV/m)	Level (dBμV)	Factor (dB/m)	Loss (dB)	Factor (dB)	Pos (cm)	Pos (deg)	Avg. (P/A)	(H/V)
BLE CH 39 2480MHz	*	2483.5	53.79	-20.21	74	49.33	30.86	7.86	34.26	125	164	P	H
	*	2483.5	48.22	-5.78	54	43.76	30.86	7.86	34.26	125	164	A	H
		2480	99.93	---	---	95.47	30.86	7.86	34.26	125	164	P	H
		2480	98.67	---	---	94.21	30.86	7.86	34.26	125	164	A	H
	*	2497.6	53.78	-20.22	74	49.19	30.93	7.89	34.23	299	81	P	V
	*	2483.5	47.87	-6.13	54	43.41	30.86	7.86	34.26	299	81	A	V
		2480	99.11	---	---	94.65	30.86	7.86	34.26	299	81	P	V
		2480	97.97	---	---	93.51	30.86	7.86	34.26	299	81	A	V
Remark	1. No other spurious found. 2. All results are PASS against Peak and Average limit line.												

2.4GHz 2400~2483.5MHz

BLE (Harmonic @ 3m)

BLE	Note	Frequency	Level	Over	Limit	Read	Antenna	Path	Preamp	Ant	Table	Peak	Pol.
Ant. 1		(MHz)	(dBμV/m)	(dB)	Line (dBμV/m)	Level (dBμV)	Factor (dB/m)	Loss (dB)	Factor (dB)	Pos (cm)	Pos (deg)	Avg. (P/A)	(H/V)
BLE CH 39 2480MHz		4962	41.03	-32.97	74	60.29	34.82	11.39	65.47	300	0	P	H
		7440	43.07	-30.93	74	58.91	36.62	13.85	66.31	300	0	P	H
		4962	40.05	-33.95	74	59.31	34.82	11.39	65.47	300	0	P	V
		7440	43.06	-30.94	74	58.9	36.62	13.85	66.31	300	0	P	V
Remark	1. No other spurious found. 2. All results are PASS against Peak and Average limit line.												



U-NII 5 - 5925-6425MHzMHz

WIFI 802.11ax HE160 Full RU (Band Edge @ 3m)

WIFI	Note	Frequency	Level	Over	Limit	Read	Antenna	Path	Preamp	Ant	Table	Peak	Pol.
Ant.				Limit	Line	Level	Factor	Loss	Factor	Pos	Pos	Avg.	
1+2		(MHz)	(dBμV/m)	(dB)	(dBμV/m)	(dBμV)	(dB/m)	(dB)	(dB)	(cm)	(deg)	(P/A)	(H/V)
802.11ax HE160 Full RU CH 15 6025MHz		5904.68	57.94	-30.36	88.3	43.29	35.88	12.31	33.54	134	185	P	H
		5896.18	48.17	-20.13	68.3	33.54	35.88	12.29	33.54	134	185	A	H
	*	6040	95.77	---	---	81.35	35.82	12.42	33.82	134	185	P	H
		6040	87.99	---	---	73.57	35.82	12.42	33.82	134	185	A	H
		5856.4	56.38	-31.92	88.3	41.65	35.9	12.26	33.43	163	202	P	V
		5789.42	46.59	-21.71	68.3	31.69	35.78	12.21	33.09	163	202	A	V
	*	6067	94.87	---	---	80.5	35.8	12.45	33.88	163	202	P	V
		6067	85.85	---	---	71.48	35.8	12.45	33.88	163	202	A	V
Remark	1. No other spurious found. 2. All results are PASS against Peak and Average limit line.												

U-NII 5 5925~6425MHz

WIFI 802.11ax HE160 Full RU (Harmonic @ 3m)

WIFI	Note	Frequency	Level	Over	Limit	Read	Antenna	Path	Preamp	Ant	Table	Peak	Pol.
Ant.				Limit	Line	Level	Factor	Loss	Factor	Pos	Pos	Avg.	
1+2		(MHz)	(dBμV/m)	(dB)	(dBμV/m)	(dBμV)	(dB/m)	(dB)	(dB)	(cm)	(deg)	(P/A)	(H/V)
802.11ax HE160 Full RU CH 15 6025MHz		12050.56	44.89	-29.11	74	53.88	39.04	17.98	66.01	300	0	P	H
		12050.56	44.35	-29.65	74	53.34	39.04	17.98	66.01	100	360	P	V
Remark	1. No other spurious found. 2. All results are PASS against Peak and Average limit line.												



LTE B48 Link + WLAN 6GHz 802.11ax HE160 CH15 + WLAN 2.4GHz 802.11ax HE20 CH11
2.4GHz 2400~2483.5MHz

WIFI 802.11 ax HE20 Full RU (Band Edge @ 3m)

WIFI	Note	Frequency	Level	Over	Limit	Read	Antenna	Path	Preamp	Ant	Table	Peak	Pol.
Ant. 1+2		(MHz)	(dBμV/m)	(dB)	Line (dBμV/m)	Level (dBμV)	Factor (dB/m)	Loss (dB)	Factor (dB)	Pos (cm)	Pos (deg)	Avg. (P/A)	(H/V)
802.11ax HE20 Full RU CH 11 2462MHz	*	2484.34	61.14	-12.86	74	56.68	30.86	7.86	34.26	141	212	P	H
	*	2483.5	47.56	-6.44	54	43.1	30.86	7.86	34.26	141	212	A	H
		2460	108.07	---	---	103.73	30.79	7.83	34.28	141	212	P	H
		2458	97.66	---	---	93.32	30.79	7.83	34.28	141	212	A	H
	*	2483.5	59.81	-14.19	74	55.35	30.86	7.86	34.26	262	298	P	V
	*	2483.5	46.95	-7.05	54	42.49	30.86	7.86	34.26	262	298	A	V
		2460	108.13	---	---	103.79	30.79	7.83	34.28	262	298	P	V
		2460	98.19	---	---	93.85	30.79	7.83	34.28	262	298	A	V
Remark	1. No other spurious found. 2. All results are PASS against Peak and Average limit line.												

2.4GHz 2400~2483.5MHz

WIFI 802.11 ax HE20 Full RU (Harmonic @ 3m)

WIFI	Note	Frequency	Level	Over	Limit	Read	Antenna	Path	Preamp	Ant	Table	Peak	Pol.
Ant. 1+2		(MHz)	(dBμV/m)	(dB)	Line (dBμV/m)	Level (dBμV)	Factor (dB/m)	Loss (dB)	Factor (dB)	Pos (cm)	Pos (deg)	Avg. (P/A)	(H/V)
802.11ax HE20 Full RU CH 11 2462MHz		4926	38.62	-35.38	74	57.95	34.77	11.35	65.45	300	0	P	H
		7386	41.36	-32.64	74	57.08	36.64	13.8	66.16	300	0	P	H
		4926	38.73	-35.27	74	58.06	34.77	11.35	65.45	300	360	P	V
		7386	40.62	-33.38	74	56.34	36.64	13.8	66.16	300	360	P	V
Remark	1. No other spurious found. 2. All results are PASS against Peak and Average limit line.												



U-NII 5 - 5925-6425MHzMHz

WIFI 802.11ax HE160 Full RU (Band Edge @ 3m)

WIFI	Note	Frequency	Level	Over	Limit	Read	Antenna	Path	Preamp	Ant	Table	Peak	Pol.
Ant.				Limit	Line	Level	Factor	Loss	Factor	Pos	Pos	Avg.	
1+2		(MHz)	(dBμV/m)	(dB)	(dBμV/m)	(dBμV)	(dB/m)	(dB)	(dB)	(cm)	(deg)	(P/A)	(H/V)
802.11ax HE160 Full RU CH 15 6025MHz		5916.92	58.71	-29.59	88.3	44.06	35.88	12.31	33.54	101	360	P	H
		5895.84	47.96	-20.34	68.3	33.33	35.88	12.29	33.54	101	360	A	H
	*	5995	93.76	---	---	79.26	35.83	12.38	33.71	101	360	P	H
		5995	86.02	---	---	71.52	35.83	12.38	33.71	101	360	A	H
		5831.58	56.29	-32.01	88.3	41.53	35.84	12.24	33.32	136	15	P	V
		5911.14	46.77	-21.53	68.3	32.12	35.88	12.31	33.54	136	15	A	V
	*	6067	93.91	---	---	79.54	35.8	12.45	33.88	136	15	P	V
		6067	86.33	---	---	71.96	35.8	12.45	33.88	136	15	A	V
Remark	1. No other spurious found. 2. All results are PASS against Peak and Average limit line.												

U-NII 5 5925~6425MHz

WIFI 802.11ax HE160 Full RU (Harmonic @ 3m)

WIFI	Note	Frequency	Level	Over	Limit	Read	Antenna	Path	Preamp	Ant	Table	Peak	Pol.
Ant.				Limit	Line	Level	Factor	Loss	Factor	Pos	Pos	Avg.	
1+2		(MHz)	(dBμV/m)	(dB)	(dBμV/m)	(dBμV)	(dB/m)	(dB)	(dB)	(cm)	(deg)	(P/A)	(H/V)
802.11ax HE160 Full RU CH 15 6025MHz		12051	46.59	-27.41	74	55.58	39.04	17.98	66.01	100	360	P	H
		12051	45.38	-28.62	74	54.37	39.04	17.98	66.01	100	0	P	V
Remark	1. No other spurious found. 2. All results are PASS against Peak and Average limit line.												



Note symbol

*	Fundamental Frequency which can be ignored. However, the level of any unwanted emissions shall not exceed the level of the fundamental frequency.
!	Test result is over limit line.
P/A	Peak or Average
H/V	Horizontal or Vertical



A calculation example for radiated spurious emission is shown as below:

WIFI	Note	Frequency	Level	Over	Limit	Read	Antenna	Path	Preamp	Ant	Table	Peak	Pol.
Ant.				Limit	Line	Level	Factor	Loss	Factor	Pos	Pos	Avg.	
1+2		(MHz)	(dBμV/m)	(dB)	(dBμV/m)	(dBμV)	(dB/m)	(dB)	(dB)	(cm)	(deg)	(P/A)	(H/V)
802.11b		2390	55.45	-18.55	74	54.51	32.22	4.58	35.86	103	308	P	H
CH 01													
2412MHz		2390	43.54	-10.46	54	42.6	32.22	4.58	35.86	103	308	A	H

1. Path Loss(dB) = Cable loss(dB) + Filter loss(dB) + Attenuator loss(dB)
2. Level(dBμV/m) = Antenna Factor(dB/m) + Path Loss(dB) + Read Level(dBμV) - Preamp Factor(dB)
3. Over Limit(dB) = Level(dBμV/m) – Limit Line(dBμV/m)

For Peak Limit @ 2390MHz:

1. Level(dBμV/m)
= Antenna Factor(dB/m) + Path Loss(dB) + Read Level(dBμV) - Preamp Factor(dB)
= 32.22(dB/m) + 4.58(dB) + 54.51(dBμV) – 35.86 (dB)
= 55.45 (dBμV/m)
2. Over Limit(dB)
= Level(dBμV/m) – Limit Line(dBμV/m)
= 55.45(dBμV/m) – 74(dBμV/m)
= -18.55(dB)

For Average Limit @ 2390MHz:

1. Level(dBμV/m)
= Antenna Factor(dB/m) + Path Loss(dB) + Read Level(dBμV) - Preamp Factor(dB)
= 32.22(dB/m) + 4.58(dB) + 42.6(dBμV) – 35.86 (dB)
= 43.54 (dBμV/m)
2. Over Limit(dB) = Level(dBμV/m) – Limit Line(dBμV/m)
= 43.54(dBμV/m) – 54(dBμV/m)
= -10.46(dB)

Both peak and average measured complies with the limit line, so test result is “PASS”.



Appendix D. Radiated Spurious Emission Plots

U-NII 5 - 5925-6425MHzMHz WIFI 802.11a (Band Edge @ 3m)

WIFI	U-NII 5 - 5925-6425MHz Band Edge @ 3m																																																																									
ANT	802.11a CH01 5955MHz																																																																									
1+2	Horizontal	Fundamental																																																																								
Peak	<p>Site : 03D05-KS Condition : WIFI 02 PEAK 3m 3117 00218652 HORIZONTA Economic & Technical Development Zone, Jiangsu, China Project : FR192317 Mode : Y Plane : Y Full-directivity IWEI : 0 Powersetting : 9 Adaptor:USB 1</p> <table border="1"> <thead> <tr> <th>Over</th> <th>Limit</th> <th>ReadAntenna</th> <th>Cable Preamp</th> <th>Loss Factor</th> <th>A/Pos</th> <th>T/Pos</th> <th>Remark</th> <th>Pol/Phas</th> </tr> <tr> <th>Wrt</th> <th>dBuV/m</th> <th>dB</th> <th>dBuV/m</th> <th>dBuV</th> <th>dB</th> <th>cm</th> <th>deg</th> <th></th> </tr> </thead> <tbody> <tr> <td>1</td> <td>5955.92</td> <td>56.69</td> <td>-31.61</td> <td>88.30</td> <td>42.04</td> <td>35.88</td> <td>12.31</td> <td>33.54</td> <td>155</td> <td>9 Peak</td> <td>HORIZONT</td> </tr> </tbody> </table>	Over	Limit	ReadAntenna	Cable Preamp	Loss Factor	A/Pos	T/Pos	Remark	Pol/Phas	Wrt	dBuV/m	dB	dBuV/m	dBuV	dB	cm	deg		1	5955.92	56.69	-31.61	88.30	42.04	35.88	12.31	33.54	155	9 Peak	HORIZONT	<p>Site : 03D05-KS Condition : WIFI 02 PEAK 3m 3117 00218652 HORIZONTA Economic & Technical Development Zone, Jiangsu, China Project : FR192317 Mode : Y Plane : Y Full-directivity IWEI : 0 Powersetting : 9 Adaptor:USB 1</p> <table border="1"> <thead> <tr> <th>Over</th> <th>Limit</th> <th>ReadAntenna</th> <th>Cable Preamp</th> <th>Loss Factor</th> <th>A/Pos</th> <th>T/Pos</th> <th>Remark</th> <th>Pol/Phas</th> </tr> <tr> <th>Wrt</th> <th>dBuV/m</th> <th>dB</th> <th>dBuV/m</th> <th>dBuV</th> <th>dB</th> <th>cm</th> <th>deg</th> <th></th> </tr> </thead> <tbody> <tr> <td>1</td> <td>5959.00</td> <td>101.20</td> <td>12.00</td> <td>88.30</td> <td>86.76</td> <td>35.85</td> <td>12.35</td> <td>33.66</td> <td>155</td> <td>9 Peak</td> <td>HORIZONT</td> </tr> <tr> <td>2</td> <td>5959.00</td> <td>104.07</td> <td>25.77</td> <td>68.30</td> <td>77.53</td> <td>35.85</td> <td>12.35</td> <td>33.66</td> <td>155</td> <td>9 Average</td> <td>HORIZONT</td> </tr> </tbody> </table>	Over	Limit	ReadAntenna	Cable Preamp	Loss Factor	A/Pos	T/Pos	Remark	Pol/Phas	Wrt	dBuV/m	dB	dBuV/m	dBuV	dB	cm	deg		1	5959.00	101.20	12.00	88.30	86.76	35.85	12.35	33.66	155	9 Peak	HORIZONT	2	5959.00	104.07	25.77	68.30	77.53	35.85	12.35	33.66	155	9 Average	HORIZONT
Over	Limit	ReadAntenna	Cable Preamp	Loss Factor	A/Pos	T/Pos	Remark	Pol/Phas																																																																		
Wrt	dBuV/m	dB	dBuV/m	dBuV	dB	cm	deg																																																																			
1	5955.92	56.69	-31.61	88.30	42.04	35.88	12.31	33.54	155	9 Peak	HORIZONT																																																															
Over	Limit	ReadAntenna	Cable Preamp	Loss Factor	A/Pos	T/Pos	Remark	Pol/Phas																																																																		
Wrt	dBuV/m	dB	dBuV/m	dBuV	dB	cm	deg																																																																			
1	5959.00	101.20	12.00	88.30	86.76	35.85	12.35	33.66	155	9 Peak	HORIZONT																																																															
2	5959.00	104.07	25.77	68.30	77.53	35.85	12.35	33.66	155	9 Average	HORIZONT																																																															
Avg.	<p>Site : 03D05-KS Condition : WIFI 02 (AVG) 3m 3117 00218652 HORIZONTA Economic & Technical Development Zone, Jiangsu, China Project : FR192317 Mode : Y Plane : Y Full-directivity IWEI : 0 Powersetting : 9 Adaptor:USB 1</p> <table border="1"> <thead> <tr> <th>Over</th> <th>Limit</th> <th>ReadAntenna</th> <th>Cable Preamp</th> <th>Loss Factor</th> <th>A/Pos</th> <th>T/Pos</th> <th>Remark</th> <th>Pol/Phas</th> </tr> <tr> <th>Wrt</th> <th>dBuV/m</th> <th>dB</th> <th>dBuV/m</th> <th>dBuV</th> <th>dB</th> <th>cm</th> <th>deg</th> <th></th> </tr> </thead> <tbody> <tr> <td>1</td> <td>5858.00</td> <td>46.15</td> <td>-22.15</td> <td>68.30</td> <td>31.42</td> <td>35.90</td> <td>12.26</td> <td>33.43</td> <td>155</td> <td>9 Average</td> <td>HORIZONT</td> </tr> </tbody> </table>	Over	Limit	ReadAntenna	Cable Preamp	Loss Factor	A/Pos	T/Pos	Remark	Pol/Phas	Wrt	dBuV/m	dB	dBuV/m	dBuV	dB	cm	deg		1	5858.00	46.15	-22.15	68.30	31.42	35.90	12.26	33.43	155	9 Average	HORIZONT	Left blank																																										
Over	Limit	ReadAntenna	Cable Preamp	Loss Factor	A/Pos	T/Pos	Remark	Pol/Phas																																																																		
Wrt	dBuV/m	dB	dBuV/m	dBuV	dB	cm	deg																																																																			
1	5858.00	46.15	-22.15	68.30	31.42	35.90	12.26	33.43	155	9 Average	HORIZONT																																																															



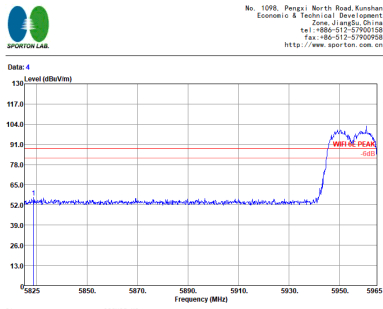
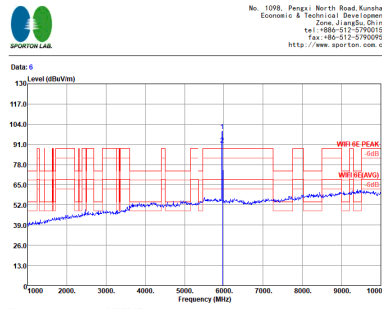
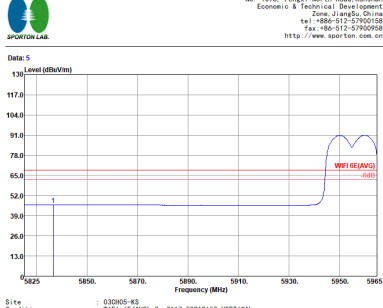
WIFI	U-NII 5 - 5925-6425MHz Band Edge @ 3m																																																																							
ANT	802.11a CH01 5955MHz																																																																							
1+2	Vertical	Fundamental																																																																						
Peak	<p>Site : 032805-KS Condition : WIFI 6E PEAK 3m 3117.00218652 VERTICAL Project : RSM-1000.000MHz VBR-3000.000MHz SRT-Auto Mode : FRS192317 Plane : Y Full-directivity : Full-directivity IPE1 : #17 Powersetting : #1 Adaptor:2+USB 1</p> <table border="1"> <thead> <tr> <th>Over Limit</th> <th>ReadAntenna</th> <th>Cable Preamp</th> <th>A/Pos</th> <th>T/Pos</th> <th>Remark</th> <th>Pol/Phas</th> </tr> <tr> <th>Freq</th> <th>Level</th> <th>Limit</th> <th>Line</th> <th>Level</th> <th>Factor</th> <th>Loss</th> <th>Factor</th> <th>cm</th> <th>deg</th> </tr> </thead> <tbody> <tr> <td>5925.70</td> <td>57.12</td> <td>-31.18</td> <td>88.30</td> <td>42.49</td> <td>35.88</td> <td>12.29</td> <td>33.54</td> <td>148</td> <td>21</td> <td>Peak</td> <td>VERTICAL</td> </tr> </tbody> </table>	Over Limit	ReadAntenna	Cable Preamp	A/Pos	T/Pos	Remark	Pol/Phas	Freq	Level	Limit	Line	Level	Factor	Loss	Factor	cm	deg	5925.70	57.12	-31.18	88.30	42.49	35.88	12.29	33.54	148	21	Peak	VERTICAL	<p>Site : 032805-KS Condition : WIFI 6E PEAK 3m 3117.00218652 VERTICAL Project : RSM-1000.000MHz VBR-3000.000MHz SRT-Auto Mode : FRS192317 Plane : Y Full-directivity : Full-directivity IPE1 : #17 Powersetting : #1 Adaptor:2+USB 1</p> <table border="1"> <thead> <tr> <th>Over Limit</th> <th>ReadAntenna</th> <th>Cable Preamp</th> <th>A/Pos</th> <th>T/Pos</th> <th>Remark</th> <th>Pol/Phas</th> </tr> <tr> <th>Freq</th> <th>Level</th> <th>Limit</th> <th>Line</th> <th>Level</th> <th>Factor</th> <th>Loss</th> <th>Factor</th> <th>cm</th> <th>deg</th> </tr> </thead> <tbody> <tr> <td>5950.00</td> <td>98.80</td> <td>9.76</td> <td>88.30</td> <td>83.52</td> <td>35.86</td> <td>12.34</td> <td>33.66</td> <td>148</td> <td>21</td> <td>Peak</td> <td>VERTICAL</td> </tr> <tr> <td>5950.00</td> <td>90.72</td> <td>23.62</td> <td>68.30</td> <td>76.38</td> <td>35.96</td> <td>12.34</td> <td>33.66</td> <td>148</td> <td>21</td> <td>Average</td> <td>VERTICAL</td> </tr> </tbody> </table>	Over Limit	ReadAntenna	Cable Preamp	A/Pos	T/Pos	Remark	Pol/Phas	Freq	Level	Limit	Line	Level	Factor	Loss	Factor	cm	deg	5950.00	98.80	9.76	88.30	83.52	35.86	12.34	33.66	148	21	Peak	VERTICAL	5950.00	90.72	23.62	68.30	76.38	35.96	12.34	33.66	148	21	Average	VERTICAL
Over Limit	ReadAntenna	Cable Preamp	A/Pos	T/Pos	Remark	Pol/Phas																																																																		
Freq	Level	Limit	Line	Level	Factor	Loss	Factor	cm	deg																																																															
5925.70	57.12	-31.18	88.30	42.49	35.88	12.29	33.54	148	21	Peak	VERTICAL																																																													
Over Limit	ReadAntenna	Cable Preamp	A/Pos	T/Pos	Remark	Pol/Phas																																																																		
Freq	Level	Limit	Line	Level	Factor	Loss	Factor	cm	deg																																																															
5950.00	98.80	9.76	88.30	83.52	35.86	12.34	33.66	148	21	Peak	VERTICAL																																																													
5950.00	90.72	23.62	68.30	76.38	35.96	12.34	33.66	148	21	Average	VERTICAL																																																													
Avg.	<p>Site : 032805-KS Condition : WIFI 6E (AVG) 3m 3117.00218652 VERTICAL Project : RSM-1000.000MHz VBR-3000.000MHz SRT-Auto Mode : FRS192317 Plane : Y Full-directivity : Full-directivity IPE1 : #17 Powersetting : #1 Adaptor:2+USB 1</p> <table border="1"> <thead> <tr> <th>Over Limit</th> <th>ReadAntenna</th> <th>Cable Preamp</th> <th>A/Pos</th> <th>T/Pos</th> <th>Remark</th> <th>Pol/Phas</th> </tr> <tr> <th>Freq</th> <th>Level</th> <th>Limit</th> <th>Line</th> <th>Level</th> <th>Factor</th> <th>Loss</th> <th>Factor</th> <th>cm</th> <th>deg</th> </tr> </thead> <tbody> <tr> <td>5854.54</td> <td>46.07</td> <td>-22.23</td> <td>68.30</td> <td>31.34</td> <td>35.90</td> <td>12.26</td> <td>33.43</td> <td>148</td> <td>21</td> <td>Average</td> <td>VERTICAL</td> </tr> </tbody> </table>	Over Limit	ReadAntenna	Cable Preamp	A/Pos	T/Pos	Remark	Pol/Phas	Freq	Level	Limit	Line	Level	Factor	Loss	Factor	cm	deg	5854.54	46.07	-22.23	68.30	31.34	35.90	12.26	33.43	148	21	Average	VERTICAL	Left blank																																									
Over Limit	ReadAntenna	Cable Preamp	A/Pos	T/Pos	Remark	Pol/Phas																																																																		
Freq	Level	Limit	Line	Level	Factor	Loss	Factor	cm	deg																																																															
5854.54	46.07	-22.23	68.30	31.34	35.90	12.26	33.43	148	21	Average	VERTICAL																																																													



U-NII 5 - 5925-6425MHzMHz
WIFI 802.11ax HE20 Full (Band Edge @ 3m)

WIFI	U-NII 5 - 5925-6425MHz Band Edge @ 3m																																																																								
ANT	802.11ax HE20 Full CH01 5955MHz																																																																								
1+2	Horizontal	Fundamental																																																																							
Peak	<p>Site: 032005-KS Condition: WIFI 6E PEAK 3m 3117 00218652 HORIZONTAL Project: RRM 1000.000KHz VBR 3000.000KHz SWT:Auto Mode: 13 Plane: Full-directivity IREI: #1 Powersetting: #10</p> <table border="1"> <thead> <tr> <th>Over</th> <th>Limit</th> <th>ReadAntenna</th> <th>Cable Preamp</th> <th>A/Pos</th> <th>T/Pos</th> <th>Remark</th> <th>Poi/Phas</th> </tr> <tr> <th>MHz</th> <th>dBuV/m</th> <th>dB</th> <th>dBuV/m</th> <th>dB</th> <th>dB</th> <th>cm</th> <th>deg</th> </tr> </thead> <tbody> <tr> <td>1</td> <td>5994.72</td> <td>56.96</td> <td>-31.34</td> <td>88.30</td> <td>42.28</td> <td>35.88</td> <td>12.29</td> <td>33.49</td> <td>173</td> <td>0</td> <td>Peak</td> <td>HORIZONTAL</td> </tr> </tbody> </table>	Over	Limit	ReadAntenna	Cable Preamp	A/Pos	T/Pos	Remark	Poi/Phas	MHz	dBuV/m	dB	dBuV/m	dB	dB	cm	deg	1	5994.72	56.96	-31.34	88.30	42.28	35.88	12.29	33.49	173	0	Peak	HORIZONTAL	<p>Site: 032005-KS Condition: WIFI 6E PEAK 3m 3117 00218652 HORIZONTAL Project: RRM 1000.000KHz VBR 3000.000KHz SWT:Auto Mode: 13 Plane: Full-directivity IREI: #1 Powersetting: #10</p> <table border="1"> <thead> <tr> <th>Over</th> <th>Limit</th> <th>ReadAntenna</th> <th>Cable Preamp</th> <th>A/Pos</th> <th>T/Pos</th> <th>Remark</th> <th>Poi/Phas</th> </tr> <tr> <th>MHz</th> <th>dBuV/m</th> <th>dB</th> <th>dBuV/m</th> <th>dB</th> <th>dB</th> <th>cm</th> <th>deg</th> </tr> </thead> <tbody> <tr> <td>1</td> <td>5999.00</td> <td>103.80</td> <td>15.50</td> <td>88.30</td> <td>89.26</td> <td>35.85</td> <td>12.35</td> <td>33.66</td> <td>173</td> <td>0</td> <td>Peak</td> <td>HORIZONTAL</td> </tr> <tr> <td>2</td> <td>5999.00</td> <td>95.17</td> <td>26.87</td> <td>68.30</td> <td>80.63</td> <td>35.85</td> <td>12.35</td> <td>33.66</td> <td>173</td> <td>0</td> <td>Average</td> <td>HORIZONTAL</td> </tr> </tbody> </table>	Over	Limit	ReadAntenna	Cable Preamp	A/Pos	T/Pos	Remark	Poi/Phas	MHz	dBuV/m	dB	dBuV/m	dB	dB	cm	deg	1	5999.00	103.80	15.50	88.30	89.26	35.85	12.35	33.66	173	0	Peak	HORIZONTAL	2	5999.00	95.17	26.87	68.30	80.63	35.85	12.35	33.66	173	0	Average	HORIZONTAL
Over	Limit	ReadAntenna	Cable Preamp	A/Pos	T/Pos	Remark	Poi/Phas																																																																		
MHz	dBuV/m	dB	dBuV/m	dB	dB	cm	deg																																																																		
1	5994.72	56.96	-31.34	88.30	42.28	35.88	12.29	33.49	173	0	Peak	HORIZONTAL																																																													
Over	Limit	ReadAntenna	Cable Preamp	A/Pos	T/Pos	Remark	Poi/Phas																																																																		
MHz	dBuV/m	dB	dBuV/m	dB	dB	cm	deg																																																																		
1	5999.00	103.80	15.50	88.30	89.26	35.85	12.35	33.66	173	0	Peak	HORIZONTAL																																																													
2	5999.00	95.17	26.87	68.30	80.63	35.85	12.35	33.66	173	0	Average	HORIZONTAL																																																													
Avg.	<p>Site: 032005-KS Condition: WIFI 6E(AVG) 3m 3117 00218652 HORIZONTAL Project: RRM 1000.000KHz VBR 0.010KHz SWT:Auto Mode: 13 Plane: Full-directivity IREI: #1 Powersetting: #10</p> <table border="1"> <thead> <tr> <th>Over</th> <th>Limit</th> <th>ReadAntenna</th> <th>Cable Preamp</th> <th>A/Pos</th> <th>T/Pos</th> <th>Remark</th> <th>Poi/Phas</th> </tr> <tr> <th>MHz</th> <th>dBuV/m</th> <th>dB</th> <th>dBuV/m</th> <th>dB</th> <th>dB</th> <th>cm</th> <th>deg</th> </tr> </thead> <tbody> <tr> <td>1</td> <td>5808.18</td> <td>46.16</td> <td>-22.14</td> <td>68.30</td> <td>31.43</td> <td>35.90</td> <td>12.26</td> <td>33.43</td> <td>173</td> <td>0</td> <td>Average</td> <td>HORIZONTAL</td> </tr> </tbody> </table>	Over	Limit	ReadAntenna	Cable Preamp	A/Pos	T/Pos	Remark	Poi/Phas	MHz	dBuV/m	dB	dBuV/m	dB	dB	cm	deg	1	5808.18	46.16	-22.14	68.30	31.43	35.90	12.26	33.43	173	0	Average	HORIZONTAL	Left blank																																										
Over	Limit	ReadAntenna	Cable Preamp	A/Pos	T/Pos	Remark	Poi/Phas																																																																		
MHz	dBuV/m	dB	dBuV/m	dB	dB	cm	deg																																																																		
1	5808.18	46.16	-22.14	68.30	31.43	35.90	12.26	33.43	173	0	Average	HORIZONTAL																																																													



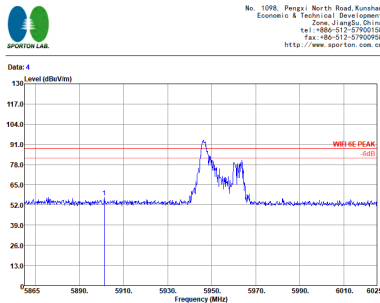
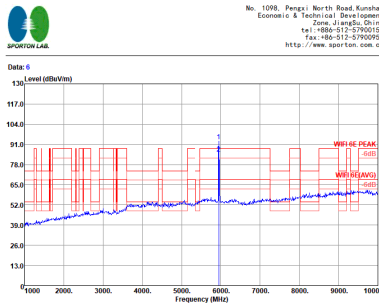
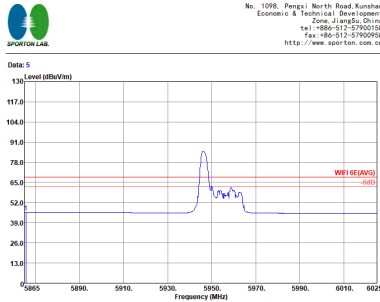
WIFI	U-NII 5 - 5925-6425MHz Band Edge @ 3m																																																																												
ANT	802.11ax HE20 Full CH01 5955MHz																																																																												
1+2	Vertical	Fundamental																																																																											
<p>Peak</p>	 <p>No. 1098, Pengzi North Road, Kunshan Economic & Technical Development Zone, Jiangsu China tel: +86-512-57900158 Fax: +86-512-57900958 http://www.sporton.com.cn</p> <p>Site : 032905-KS Condition : WIFI @E PEAK @ 3117.00218663 VERTICAL Project : RSM-1000.000MHz VBR-3000.000MHz SRT-Auto Mode : FR192317 Plane : Y Polarization : Full-directivity PowerSetting : #1 Adaptor:2+USB 1</p> <table border="1"> <thead> <tr> <th>Freq</th> <th>Level</th> <th>Limit</th> <th>ReadAntenna</th> <th>Cable Preamp</th> <th>A/Pos</th> <th>T/Pos</th> <th>Remark</th> <th>Pol/Phas</th> </tr> <tr> <th>MHz</th> <th>dBuV/m</th> <th>dB</th> <th>dBuV/m</th> <th>dB</th> <th>dB</th> <th>cm</th> <th>deg</th> <th></th> </tr> </thead> <tbody> <tr> <td>1</td> <td>5828.64</td> <td>56.99</td> <td>-31.31</td> <td>88.30</td> <td>42.23</td> <td>35.84</td> <td>12.24</td> <td>33.32</td> <td>150</td> <td>22</td> <td>Peak</td> <td>VERTICAL</td> </tr> </tbody> </table>	Freq	Level	Limit	ReadAntenna	Cable Preamp	A/Pos	T/Pos	Remark	Pol/Phas	MHz	dBuV/m	dB	dBuV/m	dB	dB	cm	deg		1	5828.64	56.99	-31.31	88.30	42.23	35.84	12.24	33.32	150	22	Peak	VERTICAL	 <p>No. 1098, Pengzi North Road, Kunshan Economic & Technical Development Zone, Jiangsu China tel: +86-512-57900158 Fax: +86-512-57900958 http://www.sporton.com.cn</p> <p>Site : 032905-KS Condition : WIFI @E PEAK @ 3117.00218663 VERTICAL Project : RSM-1000.000MHz VBR-3000.000MHz SRT-Auto Mode : FR192317 Plane : Y Polarization : Full-directivity PowerSetting : #1 Adaptor:2+USB 1</p> <table border="1"> <thead> <tr> <th>Freq</th> <th>Level</th> <th>Limit</th> <th>ReadAntenna</th> <th>Cable Preamp</th> <th>A/Pos</th> <th>T/Pos</th> <th>Remark</th> <th>Pol/Phas</th> </tr> <tr> <th>MHz</th> <th>dBuV/m</th> <th>dB</th> <th>dBuV/m</th> <th>dB</th> <th>dB</th> <th>cm</th> <th>deg</th> <th></th> </tr> </thead> <tbody> <tr> <td>1</td> <td>5959.00</td> <td>99.40</td> <td>11.10</td> <td>88.30</td> <td>84.86</td> <td>35.85</td> <td>12.35</td> <td>33.66</td> <td>150</td> <td>22</td> <td>Peak</td> <td>VERTICAL</td> </tr> <tr> <td>2</td> <td>5959.00</td> <td>96.76</td> <td>22.60</td> <td>68.30</td> <td>16.41</td> <td>35.80</td> <td>12.35</td> <td>33.66</td> <td>150</td> <td>22</td> <td>Average</td> <td>VERTICAL</td> </tr> </tbody> </table>	Freq	Level	Limit	ReadAntenna	Cable Preamp	A/Pos	T/Pos	Remark	Pol/Phas	MHz	dBuV/m	dB	dBuV/m	dB	dB	cm	deg		1	5959.00	99.40	11.10	88.30	84.86	35.85	12.35	33.66	150	22	Peak	VERTICAL	2	5959.00	96.76	22.60	68.30	16.41	35.80	12.35	33.66	150	22	Average	VERTICAL
Freq	Level	Limit	ReadAntenna	Cable Preamp	A/Pos	T/Pos	Remark	Pol/Phas																																																																					
MHz	dBuV/m	dB	dBuV/m	dB	dB	cm	deg																																																																						
1	5828.64	56.99	-31.31	88.30	42.23	35.84	12.24	33.32	150	22	Peak	VERTICAL																																																																	
Freq	Level	Limit	ReadAntenna	Cable Preamp	A/Pos	T/Pos	Remark	Pol/Phas																																																																					
MHz	dBuV/m	dB	dBuV/m	dB	dB	cm	deg																																																																						
1	5959.00	99.40	11.10	88.30	84.86	35.85	12.35	33.66	150	22	Peak	VERTICAL																																																																	
2	5959.00	96.76	22.60	68.30	16.41	35.80	12.35	33.66	150	22	Average	VERTICAL																																																																	
<p>Avg.</p>	 <p>No. 1098, Pengzi North Road, Kunshan Economic & Technical Development Zone, Jiangsu China tel: +86-512-57900158 Fax: +86-512-57900958 http://www.sporton.com.cn</p> <p>Site : 032905-KS Condition : WIFI @E (AVG) @ 3117.00218663 VERTICAL Project : RSM-1000.000MHz VBR-3000.000MHz SRT-Auto Mode : FR192317 Plane : Y Polarization : Full-directivity PowerSetting : #1 Adaptor:2+USB 1</p> <table border="1"> <thead> <tr> <th>Freq</th> <th>Level</th> <th>Limit</th> <th>ReadAntenna</th> <th>Cable Preamp</th> <th>A/Pos</th> <th>T/Pos</th> <th>Remark</th> <th>Pol/Phas</th> </tr> <tr> <th>MHz</th> <th>dBuV/m</th> <th>dB</th> <th>dBuV/m</th> <th>dB</th> <th>dB</th> <th>cm</th> <th>deg</th> <th></th> </tr> </thead> <tbody> <tr> <td>1</td> <td>5836.48</td> <td>46.02</td> <td>-22.28</td> <td>68.30</td> <td>31.26</td> <td>35.84</td> <td>12.24</td> <td>33.32</td> <td>150</td> <td>22</td> <td>Average</td> <td>VERTICAL</td> </tr> </tbody> </table>	Freq	Level	Limit	ReadAntenna	Cable Preamp	A/Pos	T/Pos	Remark	Pol/Phas	MHz	dBuV/m	dB	dBuV/m	dB	dB	cm	deg		1	5836.48	46.02	-22.28	68.30	31.26	35.84	12.24	33.32	150	22	Average	VERTICAL	<p>Left blank</p>																																												
Freq	Level	Limit	ReadAntenna	Cable Preamp	A/Pos	T/Pos	Remark	Pol/Phas																																																																					
MHz	dBuV/m	dB	dBuV/m	dB	dB	cm	deg																																																																						
1	5836.48	46.02	-22.28	68.30	31.26	35.84	12.24	33.32	150	22	Average	VERTICAL																																																																	



U-NII 5 - 5925-6425MHzMHz
WIFI 802.11ax HE20 Partial 26 (Band Edge @ 3m)

WIFI	U-NII 5 - 5925-6425MHz Band Edge @ 3m																																								
ANT	802.11ax HE20 Partial 26/0 CH01 5955MHz																																								
1+2	Horizontal	Fundamental																																							
Peak	<p>Site: 032005-KS Condition: WIFI 6E PEAK 3m 3117 00218652 HORIZONTAL Project: FR192317 Mode: 14 Plane: Y MEI: Full-directivity Powersetting: +1</p> <table border="1"> <thead> <tr> <th>1</th> <th>5911.88</th> <th>56.29</th> <th>-32.01</th> <th>88.30</th> <th>41.64</th> <th>35.88</th> <th>12.31</th> <th>33.54</th> <th>147</th> <th>14</th> <th>Peak</th> <th>HORIZONTAL</th> </tr> </thead> </table>	1	5911.88	56.29	-32.01	88.30	41.64	35.88	12.31	33.54	147	14	Peak	HORIZONTAL	<p>Site: 032005-KS Condition: WIFI 6E PEAK 3m 3117 00218652 HORIZONTAL Project: FR192317 Mode: 14 Plane: Y MEI: Full-directivity Powersetting: +1</p> <table border="1"> <thead> <tr> <th>1</th> <th>5950.00</th> <th>76.49</th> <th>8.19</th> <th>88.30</th> <th>81.95</th> <th>35.86</th> <th>12.34</th> <th>33.66</th> <th>147</th> <th>14</th> <th>Peak</th> <th>HORIZONTAL</th> </tr> <tr> <th>2</th> <th>5950.00</th> <th>89.97</th> <th>21.67</th> <th>88.30</th> <th>75.43</th> <th>35.86</th> <th>12.34</th> <th>33.66</th> <th>147</th> <th>14</th> <th>Average</th> <th>HORIZONTAL</th> </tr> </thead> </table>	1	5950.00	76.49	8.19	88.30	81.95	35.86	12.34	33.66	147	14	Peak	HORIZONTAL	2	5950.00	89.97	21.67	88.30	75.43	35.86	12.34	33.66	147	14	Average	HORIZONTAL
1	5911.88	56.29	-32.01	88.30	41.64	35.88	12.31	33.54	147	14	Peak	HORIZONTAL																													
1	5950.00	76.49	8.19	88.30	81.95	35.86	12.34	33.66	147	14	Peak	HORIZONTAL																													
2	5950.00	89.97	21.67	88.30	75.43	35.86	12.34	33.66	147	14	Average	HORIZONTAL																													
Avg.	<p>Site: 032005-KS Condition: WIFI 6E(AVG) 3m 3117 00218652 HORIZONTAL Project: FR192317 Mode: 14 Plane: Y MEI: Full-directivity Powersetting: +1</p> <table border="1"> <thead> <tr> <th>1</th> <th>5865.00</th> <th>45.80</th> <th>-22.50</th> <th>68.30</th> <th>31.07</th> <th>35.90</th> <th>12.26</th> <th>33.43</th> <th>147</th> <th>14</th> <th>Average</th> <th>HORIZONTAL</th> </tr> </thead> </table>	1	5865.00	45.80	-22.50	68.30	31.07	35.90	12.26	33.43	147	14	Average	HORIZONTAL	Left blank																										
1	5865.00	45.80	-22.50	68.30	31.07	35.90	12.26	33.43	147	14	Average	HORIZONTAL																													



WIFI	U-NII 5 - 5925-6425MHz Band Edge @ 3m																																																																																															
ANT	802.11ax HE20 Partial 26/0 CH01 5955MHz																																																																																															
1+2	Vertical	Fundamental																																																																																														
Peak	 <p>No. 1098, Pengzi North Road, Kunshan Economic & Technical Development Zone, Jiangsu China tel: +86-512-57900158 Fax: +86-512-57900958 http://www.sporton.com.cn</p> <p>Site : 032805-KS Condition : WIFI HE PEAK @ 3117.00018652 VERTICAL Project : RSM-1000.0000kHz VBR-3000.000kHz SRT-Auto Mode : FR192317 Plane : Y Polarization : Full-directivity JME1 : RT PowerSetting : -1 Adaptor: USB 1</p> <table border="1"> <thead> <tr> <th>Over</th> <th>Limit</th> <th>ReadAntenna</th> <th>Cable</th> <th>Preamp</th> <th>A/Pos</th> <th>T/Pos</th> <th>Remark</th> <th>Pol/Phas</th> </tr> <tr> <th>Freq</th> <th>Level</th> <th>Line</th> <th>Level</th> <th>Factor</th> <th>Loss</th> <th>Factor</th> <th>dB</th> <th>cm</th> <th>deg</th> </tr> <tr> <th>MHz</th> <th>dBuV/m</th> <th>dB</th> <th>dBuV/m</th> <th>dBuV</th> <th>dB/m</th> <th>dB</th> <th>dB</th> <th>cm</th> <th>deg</th> </tr> </thead> <tbody> <tr> <td>1</td> <td>5951.32</td> <td>56.93</td> <td>-31.37</td> <td>88.30</td> <td>42.30</td> <td>35.88</td> <td>12.29</td> <td>33.54</td> <td>237</td> <td>32 Peak</td> <td>VERTICAL</td> </tr> </tbody> </table>	Over	Limit	ReadAntenna	Cable	Preamp	A/Pos	T/Pos	Remark	Pol/Phas	Freq	Level	Line	Level	Factor	Loss	Factor	dB	cm	deg	MHz	dBuV/m	dB	dBuV/m	dBuV	dB/m	dB	dB	cm	deg	1	5951.32	56.93	-31.37	88.30	42.30	35.88	12.29	33.54	237	32 Peak	VERTICAL	 <p>No. 1098, Pengzi North Road, Kunshan Economic & Technical Development Zone, Jiangsu China tel: +86-512-57900158 Fax: +86-512-57900958 http://www.sporton.com.cn</p> <p>Site : 032805-KS Condition : WIFI HE PEAK @ 3117.00018652 VERTICAL Project : RSM-1000.0000kHz VBR-3000.000kHz SRT-Auto Mode : FR192317 Plane : Y Polarization : Full-directivity JME1 : RT PowerSetting : -1 Adaptor: USB 1</p> <table border="1"> <thead> <tr> <th>Over</th> <th>Limit</th> <th>ReadAntenna</th> <th>Cable</th> <th>Preamp</th> <th>A/Pos</th> <th>T/Pos</th> <th>Remark</th> <th>Pol/Phas</th> </tr> <tr> <th>Freq</th> <th>Level</th> <th>Line</th> <th>Level</th> <th>Factor</th> <th>Loss</th> <th>Factor</th> <th>dB</th> <th>cm</th> <th>deg</th> </tr> <tr> <th>MHz</th> <th>dBuV/m</th> <th>dB</th> <th>dBuV/m</th> <th>dBuV</th> <th>dB/m</th> <th>dB</th> <th>dB</th> <th>cm</th> <th>deg</th> </tr> </thead> <tbody> <tr> <td>1</td> <td>5950.00</td> <td>93.04</td> <td>4.74</td> <td>88.30</td> <td>78.50</td> <td>35.86</td> <td>12.34</td> <td>33.66</td> <td>237</td> <td>32 Peak</td> <td>VERTICAL</td> </tr> <tr> <td>2</td> <td>5950.00</td> <td>85.15</td> <td>16.89</td> <td>68.30</td> <td>70.41</td> <td>35.90</td> <td>12.34</td> <td>33.66</td> <td>237</td> <td>32 Average</td> <td>VERTICAL</td> </tr> </tbody> </table>	Over	Limit	ReadAntenna	Cable	Preamp	A/Pos	T/Pos	Remark	Pol/Phas	Freq	Level	Line	Level	Factor	Loss	Factor	dB	cm	deg	MHz	dBuV/m	dB	dBuV/m	dBuV	dB/m	dB	dB	cm	deg	1	5950.00	93.04	4.74	88.30	78.50	35.86	12.34	33.66	237	32 Peak	VERTICAL	2	5950.00	85.15	16.89	68.30	70.41	35.90	12.34	33.66	237	32 Average	VERTICAL
Over	Limit	ReadAntenna	Cable	Preamp	A/Pos	T/Pos	Remark	Pol/Phas																																																																																								
Freq	Level	Line	Level	Factor	Loss	Factor	dB	cm	deg																																																																																							
MHz	dBuV/m	dB	dBuV/m	dBuV	dB/m	dB	dB	cm	deg																																																																																							
1	5951.32	56.93	-31.37	88.30	42.30	35.88	12.29	33.54	237	32 Peak	VERTICAL																																																																																					
Over	Limit	ReadAntenna	Cable	Preamp	A/Pos	T/Pos	Remark	Pol/Phas																																																																																								
Freq	Level	Line	Level	Factor	Loss	Factor	dB	cm	deg																																																																																							
MHz	dBuV/m	dB	dBuV/m	dBuV	dB/m	dB	dB	cm	deg																																																																																							
1	5950.00	93.04	4.74	88.30	78.50	35.86	12.34	33.66	237	32 Peak	VERTICAL																																																																																					
2	5950.00	85.15	16.89	68.30	70.41	35.90	12.34	33.66	237	32 Average	VERTICAL																																																																																					
Avg.	 <p>No. 1098, Pengzi North Road, Kunshan Economic & Technical Development Zone, Jiangsu China tel: +86-512-57900158 Fax: +86-512-57900958 http://www.sporton.com.cn</p> <p>Site : 032805-KS Condition : WIFI HE (AVG) @ 3117.00018652 VERTICAL Project : RSM-1000.0000kHz VBR-3000.000kHz SRT-Auto Mode : FR192317 Plane : Y Polarization : Full-directivity JME1 : RT PowerSetting : -1 Adaptor: USB 1</p> <table border="1"> <thead> <tr> <th>Over</th> <th>Limit</th> <th>ReadAntenna</th> <th>Cable</th> <th>Preamp</th> <th>A/Pos</th> <th>T/Pos</th> <th>Remark</th> <th>Pol/Phas</th> </tr> <tr> <th>Freq</th> <th>Level</th> <th>Line</th> <th>Level</th> <th>Factor</th> <th>Loss</th> <th>Factor</th> <th>dB</th> <th>cm</th> <th>deg</th> </tr> <tr> <th>MHz</th> <th>dBuV/m</th> <th>dB</th> <th>dBuV/m</th> <th>dBuV</th> <th>dB/m</th> <th>dB</th> <th>dB</th> <th>cm</th> <th>deg</th> </tr> </thead> <tbody> <tr> <td>1</td> <td>5965.04</td> <td>45.79</td> <td>-22.51</td> <td>68.30</td> <td>31.06</td> <td>35.90</td> <td>12.26</td> <td>33.43</td> <td>237</td> <td>32 Average</td> <td>VERTICAL</td> </tr> </tbody> </table>	Over	Limit	ReadAntenna	Cable	Preamp	A/Pos	T/Pos	Remark	Pol/Phas	Freq	Level	Line	Level	Factor	Loss	Factor	dB	cm	deg	MHz	dBuV/m	dB	dBuV/m	dBuV	dB/m	dB	dB	cm	deg	1	5965.04	45.79	-22.51	68.30	31.06	35.90	12.26	33.43	237	32 Average	VERTICAL	Left blank																																																					
Over	Limit	ReadAntenna	Cable	Preamp	A/Pos	T/Pos	Remark	Pol/Phas																																																																																								
Freq	Level	Line	Level	Factor	Loss	Factor	dB	cm	deg																																																																																							
MHz	dBuV/m	dB	dBuV/m	dBuV	dB/m	dB	dB	cm	deg																																																																																							
1	5965.04	45.79	-22.51	68.30	31.06	35.90	12.26	33.43	237	32 Average	VERTICAL																																																																																					



U-NII 5 - 5925-6425MHzMHz
WIFI 802.11ax HE20 Partial 52 (Band Edge @ 3m)

WIFI	U-NII 5 - 5925-6425MHz Band Edge @ 3m																																																																																	
ANT	802.11ax HE20 Partial 52/37 CH01 5955MHz																																																																																	
1+2	Horizontal	Fundamental																																																																																
Peak	<p>Site: 032005-KS Condition: WIFI 6E PEAK 3m 3117 00218652 HORIZONTAL Project: RRM 1000.000KHz VBR 3000.000KHz SWT:Auto Mode: FR1 192317 Plane: 15 Full-directivity IPE1: 2 Powersetting: 2</p> <table border="1"> <thead> <tr> <th>Freq</th> <th>Level</th> <th>Over</th> <th>Limit</th> <th>ReadAntenna</th> <th>Cable</th> <th>Preamp</th> <th>A/Pos</th> <th>T/Pos</th> <th>Remark</th> <th>Pol/Phas</th> </tr> <tr> <th>MHz</th> <th>dBuV/m</th> <th>dB</th> <th>dBuV/m</th> <th>dBuV</th> <th>dB</th> <th>dB</th> <th>cm</th> <th>deg</th> <th></th> <th></th> </tr> </thead> <tbody> <tr> <td>1</td> <td>5975.88</td> <td>56.17</td> <td>-32.13</td> <td>88.30</td> <td>41.49</td> <td>35.89</td> <td>12.28</td> <td>33.49</td> <td>155</td> <td>14 Peak</td> <td>HORIZONTAL</td> </tr> </tbody> </table>	Freq	Level	Over	Limit	ReadAntenna	Cable	Preamp	A/Pos	T/Pos	Remark	Pol/Phas	MHz	dBuV/m	dB	dBuV/m	dBuV	dB	dB	cm	deg			1	5975.88	56.17	-32.13	88.30	41.49	35.89	12.28	33.49	155	14 Peak	HORIZONTAL	<p>Site: 032005-KS Condition: WIFI 6E PEAK 3m 3117 00218652 HORIZONTAL Project: RRM 1000.000KHz VBR 3000.000KHz SWT:Auto Mode: FR1 192317 Plane: 15 Full-directivity IPE1: 2 Powersetting: 2</p> <table border="1"> <thead> <tr> <th>Freq</th> <th>Level</th> <th>Over</th> <th>Limit</th> <th>ReadAntenna</th> <th>Cable</th> <th>Preamp</th> <th>A/Pos</th> <th>T/Pos</th> <th>Remark</th> <th>Pol/Phas</th> </tr> <tr> <th>MHz</th> <th>dBuV/m</th> <th>dB</th> <th>dBuV/m</th> <th>dBuV</th> <th>dB</th> <th>dB</th> <th>cm</th> <th>deg</th> <th></th> <th></th> </tr> </thead> <tbody> <tr> <td>1</td> <td>5950.00</td> <td>100.44</td> <td>12.14</td> <td>88.30</td> <td>85.90</td> <td>35.86</td> <td>12.34</td> <td>33.66</td> <td>155</td> <td>14 Peak</td> <td>HORIZONTAL</td> </tr> <tr> <td>2</td> <td>5950.00</td> <td>91.55</td> <td>23.25</td> <td>68.30</td> <td>77.01</td> <td>35.86</td> <td>12.34</td> <td>33.66</td> <td>155</td> <td>14 Average</td> <td>HORIZONTAL</td> </tr> </tbody> </table>	Freq	Level	Over	Limit	ReadAntenna	Cable	Preamp	A/Pos	T/Pos	Remark	Pol/Phas	MHz	dBuV/m	dB	dBuV/m	dBuV	dB	dB	cm	deg			1	5950.00	100.44	12.14	88.30	85.90	35.86	12.34	33.66	155	14 Peak	HORIZONTAL	2	5950.00	91.55	23.25	68.30	77.01	35.86	12.34	33.66	155	14 Average	HORIZONTAL
Freq	Level	Over	Limit	ReadAntenna	Cable	Preamp	A/Pos	T/Pos	Remark	Pol/Phas																																																																								
MHz	dBuV/m	dB	dBuV/m	dBuV	dB	dB	cm	deg																																																																										
1	5975.88	56.17	-32.13	88.30	41.49	35.89	12.28	33.49	155	14 Peak	HORIZONTAL																																																																							
Freq	Level	Over	Limit	ReadAntenna	Cable	Preamp	A/Pos	T/Pos	Remark	Pol/Phas																																																																								
MHz	dBuV/m	dB	dBuV/m	dBuV	dB	dB	cm	deg																																																																										
1	5950.00	100.44	12.14	88.30	85.90	35.86	12.34	33.66	155	14 Peak	HORIZONTAL																																																																							
2	5950.00	91.55	23.25	68.30	77.01	35.86	12.34	33.66	155	14 Average	HORIZONTAL																																																																							
Avg.	<p>Site: 032005-KS Condition: WIFI 6E(AVG) 3m 3117 00218652 HORIZONTAL Project: RRM 1000.000KHz VBR 0.010KHz SWT:Auto Mode: FR1 192317 Plane: 15 Full-directivity IPE1: 2 Powersetting: 2</p> <table border="1"> <thead> <tr> <th>Freq</th> <th>Level</th> <th>Over</th> <th>Limit</th> <th>ReadAntenna</th> <th>Cable</th> <th>Preamp</th> <th>A/Pos</th> <th>T/Pos</th> <th>Remark</th> <th>Pol/Phas</th> </tr> <tr> <th>MHz</th> <th>dBuV/m</th> <th>dB</th> <th>dBuV/m</th> <th>dBuV</th> <th>dB</th> <th>dB</th> <th>cm</th> <th>deg</th> <th></th> <th></th> </tr> </thead> <tbody> <tr> <td>1</td> <td>5865.32</td> <td>45.81</td> <td>-22.49</td> <td>68.30</td> <td>31.08</td> <td>35.90</td> <td>12.26</td> <td>33.43</td> <td>155</td> <td>14 Average</td> <td>HORIZONTAL</td> </tr> </tbody> </table>	Freq	Level	Over	Limit	ReadAntenna	Cable	Preamp	A/Pos	T/Pos	Remark	Pol/Phas	MHz	dBuV/m	dB	dBuV/m	dBuV	dB	dB	cm	deg			1	5865.32	45.81	-22.49	68.30	31.08	35.90	12.26	33.43	155	14 Average	HORIZONTAL	Left blank																																														
Freq	Level	Over	Limit	ReadAntenna	Cable	Preamp	A/Pos	T/Pos	Remark	Pol/Phas																																																																								
MHz	dBuV/m	dB	dBuV/m	dBuV	dB	dB	cm	deg																																																																										
1	5865.32	45.81	-22.49	68.30	31.08	35.90	12.26	33.43	155	14 Average	HORIZONTAL																																																																							