





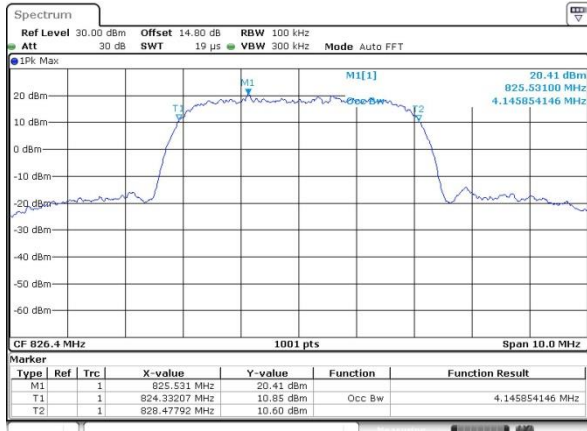
**Occupied Bandwidth**

Mode	WCDMA Band V	WCDMA Band II	WCDMA Band IV
Mod.	RMC 12.2Kbps	RMC 12.2Kbps	RMC 12.2Kbps
Lowest CH	4.15	4.15	4.14
Middle CH	4.15	4.14	4.15
Highest CH	4.15	4.15	4.14



WCDMA Band V (RMC 12.2Kbps)

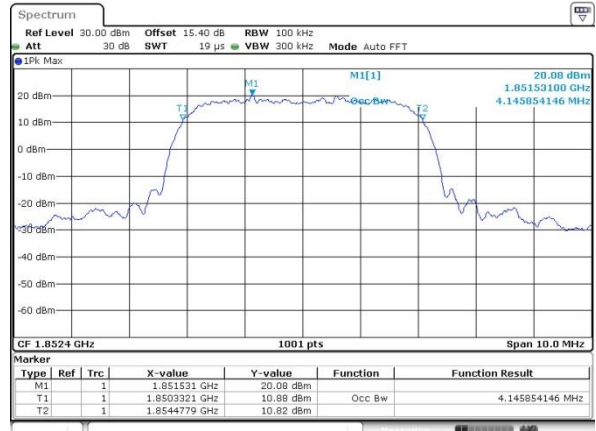
Lowest Channel



Date: 30.OCT.2021 16:53:06

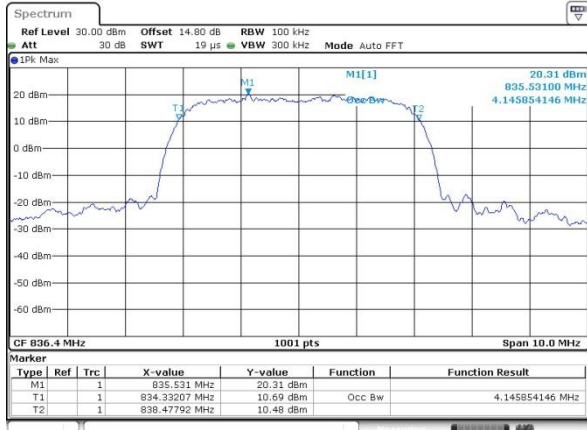
WCDMA Band II (RMC 12.2Kbps)

Lowest Channel



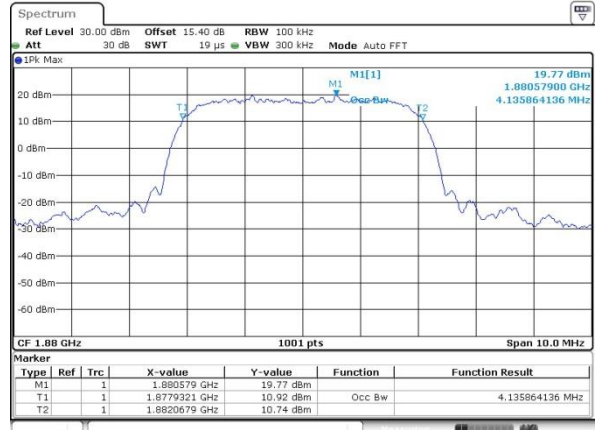
Date: 30.OCT.2021 17:04:53

Middle Channel



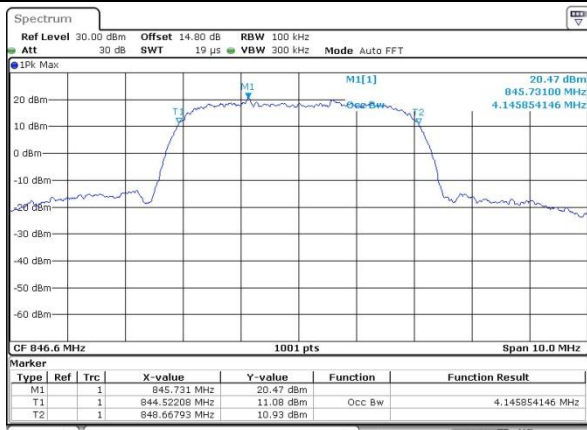
Date: 30.OCT.2021 16:53:30

Middle Channel



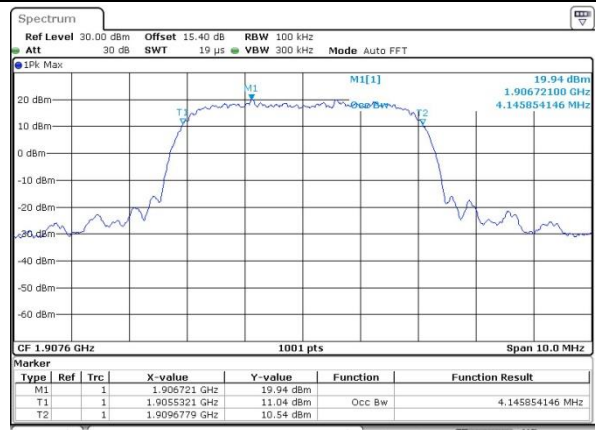
Date: 30.OCT.2021 17:05:17

Highest Channel



Date: 30.OCT.2021 16:53:55

Highest Channel

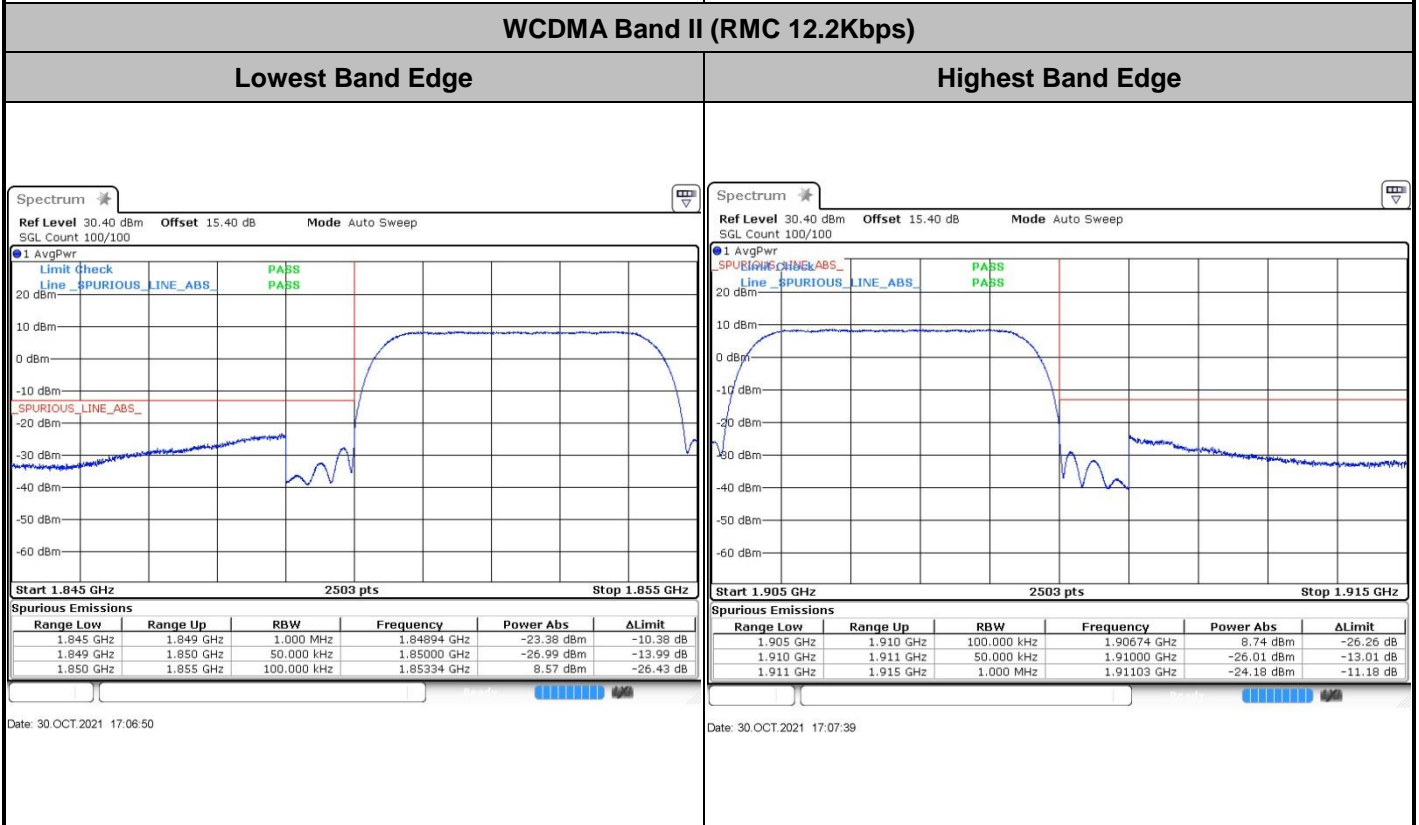
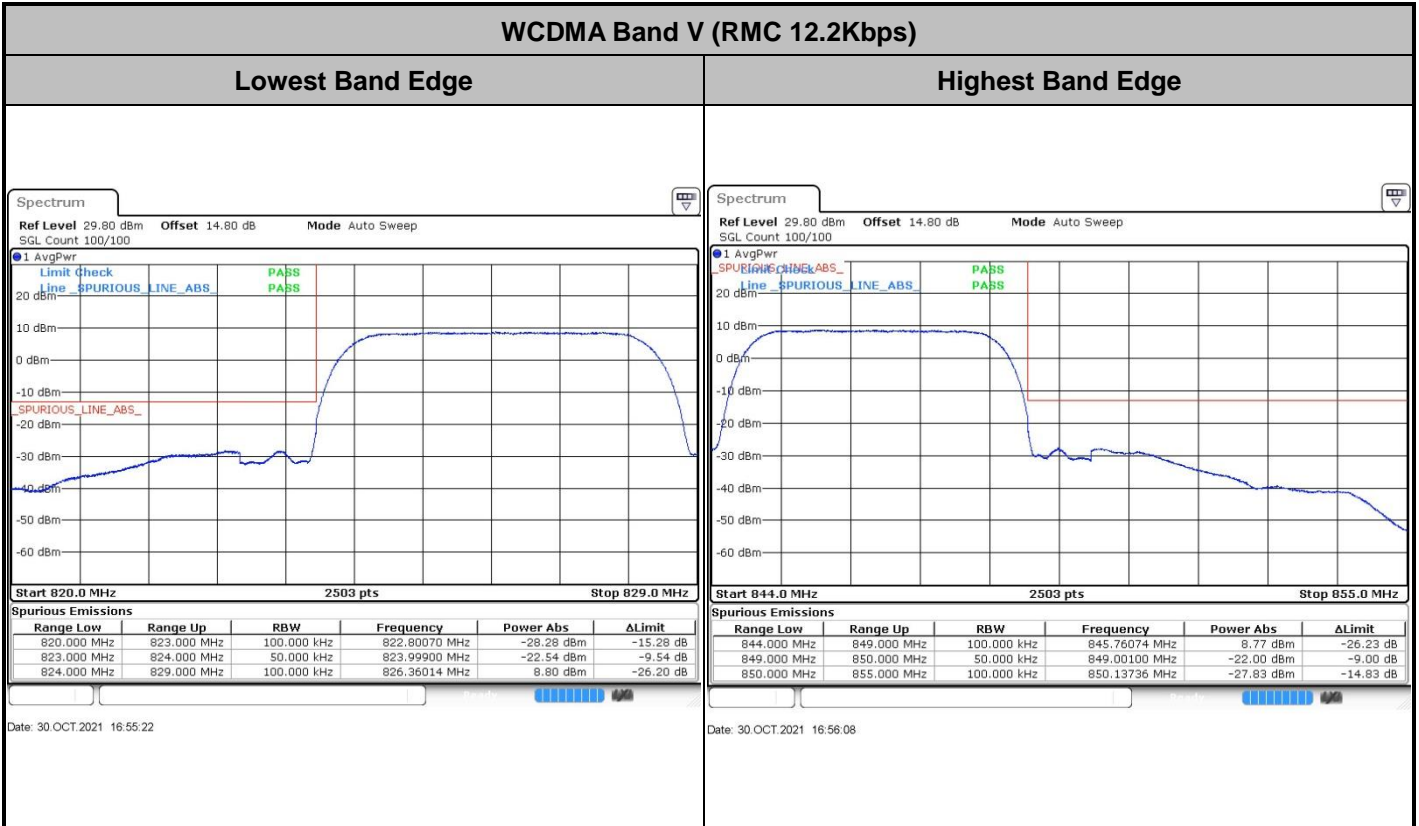


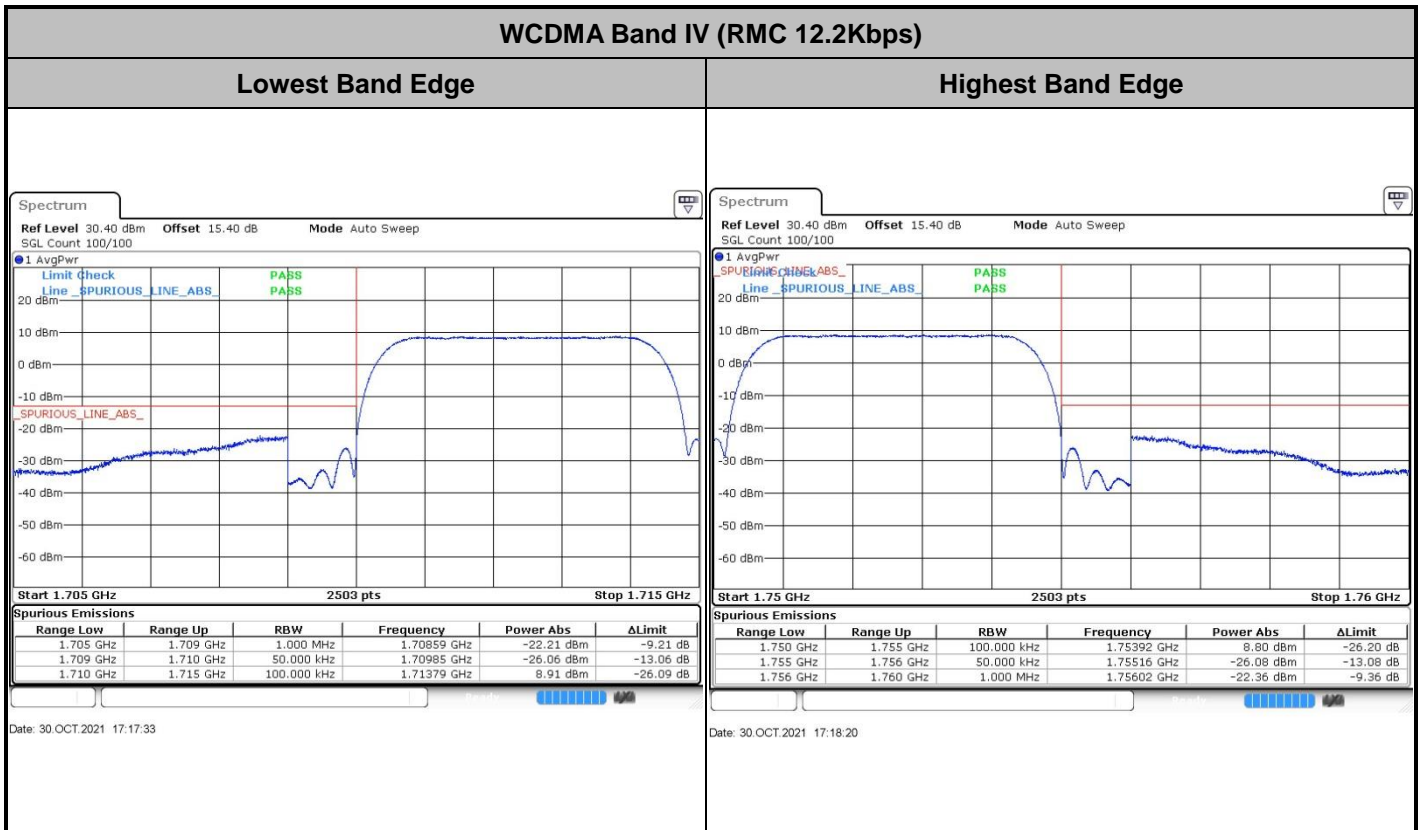
Date: 30.OCT.2021 17:05:44





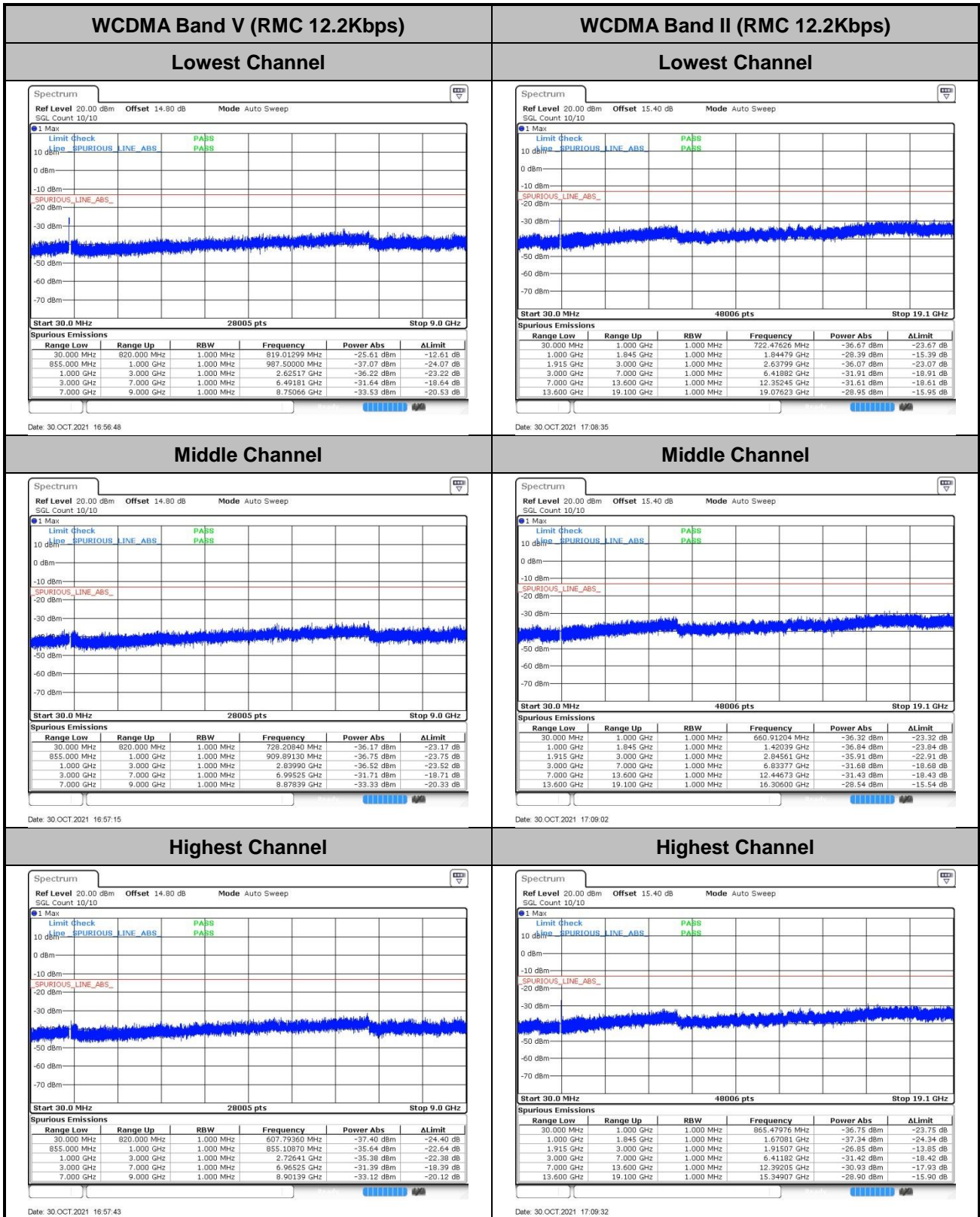
# Conducted Band Edge







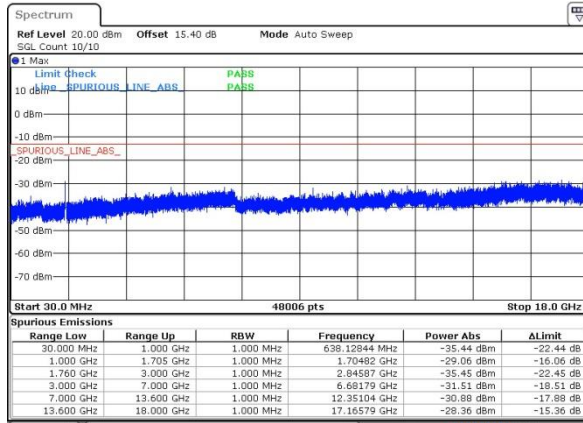
# Conducted Spurious Emission





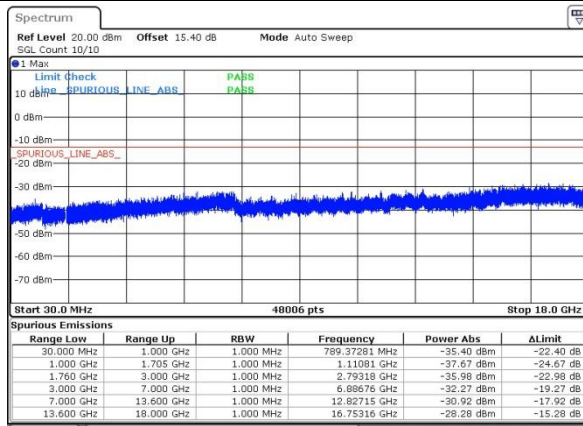
WCDMA Band IV (RMC 12.2Kbps)

Lowest Channel



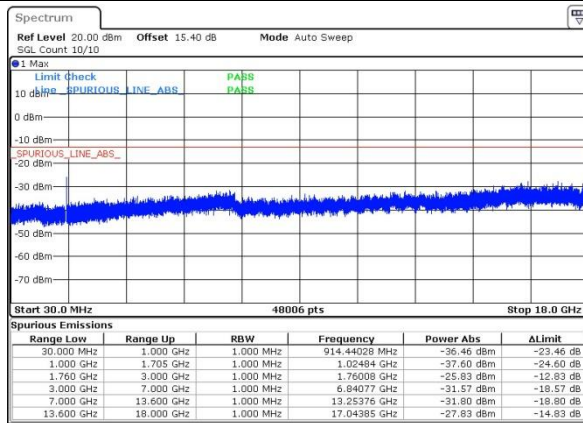
Date: 30.OCT.2021 17:18:51

Middle Channel



Date: 30.OCT.2021 17:19:19

Highest Channel



Date: 30.OCT.2021 17:19:50





**Frequency Stability**

Test Conditions	Middle Channel	WCDMA Band V (RMC 12.2Kbps)	Limit 2.5ppm
Temperature (°C)	Voltage (Volt)	Deviation (ppm)	Result
50	Normal Voltage	0.0072	PASS
40	Normal Voltage	0.0016	
30	Normal Voltage	0.0020	
20(Ref.)	Normal Voltage	0.0000	
10	Normal Voltage	0.0035	
0	Normal Voltage	0.0069	
-10	Normal Voltage	0.0021	
-20	Normal Voltage	0.0011	
-30	Normal Voltage	0.0033	
20	Maximum Voltage	0.0008	
20	Normal Voltage	0.0041	
20	Battery End Point	0.0065	

Test Conditions	Middle Channel	WCDMA Band II (RMC 12.2Kbps)	Limit Note 2.
Temperature (°C)	Voltage (Volt)	Deviation (ppm)	Result
50	Normal Voltage	0.0023	PASS
40	Normal Voltage	0.0011	
30	Normal Voltage	0.0026	
20(Ref.)	Normal Voltage	0.0000	
10	Normal Voltage	0.0036	
0	Normal Voltage	0.0051	
-10	Normal Voltage	0.0022	
-20	Normal Voltage	0.0027	
-30	Normal Voltage	0.0016	
20	Maximum Voltage	0.0033	
20	Normal Voltage	0.0056	
20	Battery End Point	0.0021	



Test Conditions	Middle Channel	WCDMA Band IV (RMC 12.2Kbps)	Limit Note 2.
Temperature (°C)	Voltage (Volt)	Deviation (ppm)	Result
50	Normal Voltage	0.0042	PASS
40	Normal Voltage	0.0148	
30	Normal Voltage	0.0005	
20(Ref.)	Normal Voltage	0.0000	
10	Normal Voltage	0.0015	
0	Normal Voltage	0.0048	
-10	Normal Voltage	0.0176	
-20	Normal Voltage	0.0167	
-30	Normal Voltage	0.0063	
20	Maximum Voltage	0.0022	
20	Normal Voltage	0.0026	
20	Battery End Point	0.0114	

**Note:**

1. Normal Voltage = 3.87V ; Battery End Point (BEP) =3.4V ; Maximum Voltage =4.45V
2. The frequency fundamental emissions stay within the authorized frequency block based on the frequency deviation measured is small.



## Appendix B. Test Results of Radiated Test

### Radiated Spurious Emission

Test Engineer :	Levi Zhuo	Temperature :	22~23°C
		Relative Humidity :	41~42%

GSM850 (GSM)								
Channel	Frequency ( MHz )	ERP ( dBm )	Limit ( dBm )	Over Limit ( dB )	S.G. Power ( dBm )	TX Cable loss ( dB )	TX Antenna Gain (dBi)	Polarization (H/V)
Middle	1672	-66.48	-13	-53.48	-73.45	1.58	10.70	H
	2510	-47.35	-13	-34.35	-55.60	2.102	12.50	H
	3348	-61.53	-13	-48.53	-70.42	2.856	13.90	H
	4182	-54.03	-13	-41.03	-62.49	2.689	13.30	H
	1672	-65.01	-13	-52.01	-71.98	1.58	10.70	V
	2510	-46.85	-13	-33.85	-55.10	2.10	12.50	V
	3348	-61.71	-13	-48.71	-70.60	2.86	13.90	V
	4182	-53.11	-13	-40.11	-61.57	2.69	13.30	V

Remark: Spurious emissions within 30-1000MHz were found more than 20dB below limit line.

GSM850 (EDGE class 8)								
Channel	Frequency ( MHz )	ERP ( dBm )	Limit ( dBm )	Over Limit ( dB )	S.G. Power ( dBm )	TX Cable loss ( dB )	TX Antenna Gain (dBi)	Polarization (H/V)
Middle	1672	-55.11	-13	-42.11	-62.08	1.58	10.70	H
	2510	-38.88	-13	-25.88	-47.13	2.102	12.50	H
	3348	-61.73	-13	-48.73	-70.62	2.856	13.90	H
	4182	-60.53	-13	-47.53	-68.99	2.689	13.30	H
	1672	-57.69	-13	-44.69	-64.66	1.58	10.70	V
	2510	-41.94	-13	-28.94	-50.19	2.10	12.50	V
	3348	-61.62	-13	-48.62	-70.51	2.86	13.90	V
	4182	-55.28	-13	-42.28	-63.74	2.69	13.30	V

Remark: Spurious emissions within 30-1000MHz were found more than 20dB below limit line.



GSM1900 (GSM)								
Channel	Frequency ( MHz )	EIRP ( dBm )	Limit ( dBm )	Over Limit ( dB )	S.G. Power ( dBm )	TX Cable loss ( dB )	TX Antenna Gain (dBi)	Polarization (H/V)
Middle	3759	-45.95	-13	-32.95	-58.21	2.641	14.90	H
	5640	-55.65	-13	-42.65	-67.51	2.94	14.80	H
	7524	-49.38	-13	-36.38	-59.15	3.39	13.16	H
	3759	-44.75	-13	-31.75	-57.01	2.64	14.90	V
	5640	-53.25	-13	-40.25	-65.11	2.94	14.80	V
	7524	-47.33	-13	-34.33	-57.10	3.39	13.16	V

Remark: Spurious emissions within 30-1000MHz were found more than 20dB below limit line.

GSM1900 (EDGE class 8)								
Channel	Frequency ( MHz )	EIRP ( dBm )	Limit ( dBm )	Over Limit ( dB )	S.G. Power ( dBm )	TX Cable loss ( dB )	TX Antenna Gain (dBi)	Polarization (H/V)
Middle	3759	-57.85	-13	-44.85	-70.11	2.641	14.90	H
	5640	-56.53	-13	-43.53	-68.39	2.94	14.80	H
	7524	-49.26	-13	-36.26	-59.03	3.39	13.16	H
	3759	-58.08	-13	-45.08	-70.34	2.64	14.90	V
	5640	-53.76	-13	-40.76	-65.62	2.94	14.80	V
	7524	-49.67	-13	-36.67	-59.44	3.39	13.16	V

Remark: Spurious emissions within 30-1000MHz were found more than 20dB below limit line.



WCDMA Band V(RMC 12.2Kbps)								
Channel	Frequency ( MHz )	ERP ( dBm )	Limit ( dBm )	Over Limit ( dB )	S.G. Power ( dBm )	TX Cable loss ( dB )	TX Antenna Gain (dBi)	Polarization (H/V)
Middle	1672	-66.33	-13	-53.33	-73.30	1.58	10.70	H
	2510	-58.96	-13	-45.96	-67.21	2.102	12.50	H
	3348	-61.07	-13	-48.07	-69.96	2.856	13.90	H
	1672	-65.44	-13	-52.44	-72.41	1.58	10.70	V
	2510	-59.63	-13	-46.63	-67.88	2.10	12.50	V
	3348	-61.33	-13	-48.33	-70.22	2.86	13.90	V

Remark: Spurious emissions within 30-1000MHz were found more than 20dB below limit line.

WCDMA Band II(RMC 12.2Kbps)								
Channel	Frequency ( MHz )	EIRP ( dBm )	Limit ( dBm )	Over Limit ( dB )	S.G. Power ( dBm )	TX Cable loss ( dB )	TX Antenna Gain (dBi)	Polarization (H/V)
Middle	3759	-57.91	-13	-44.91	-70.17	2.64	14.90	H
	5640	-57.18	-13	-44.18	-69.04	2.94	14.80	H
	7524	-54.21	-13	-41.21	-63.98	3.39	13.16	H
	3759	-58.15	-13	-45.15	-70.41	2.64	14.90	V
	5640	-57.98	-13	-44.98	-69.84	2.94	14.80	V
	7524	-53.70	-13	-40.70	-63.47	3.39	13.16	V

Remark: Spurious emissions within 30-1000MHz were found more than 20dB below limit line.

WCDMA Band IV(RMC 12.2Kbps)								
Channel	Frequency ( MHz )	EIRP ( dBm )	Limit ( dBm )	Over Limit ( dB )	S.G. Power ( dBm )	TX Cable loss ( dB )	TX Antenna Gain (dBi)	Polarization (H/V)
Middle	3465	-59.91	-13	-46.91	-70.65	2.604	13.34	H
	5199	-57.25	-13	-44.25	-67.76	3.011	13.52	H
	6936	-56.52	-13	-43.52	-66.72	3.271	13.47	H
	3465	-60.06	-13	-47.06	-70.80	2.604	13.34	V
	5199	-57.34	-13	-44.34	-67.85	3.011	13.52	V
	6936	-55.99	-13	-42.99	-66.19	3.271	13.47	V

Remark: Spurious emissions within 30-1000MHz were found more than 20dB below limit line.